INTEGRATED
PERFORMANCE
CONSULTANTS

March 1st, 2022

Renee Purdy
Executive Officer
California Regional Water Quality Control Board
Los Angeles Region

Attention: Information Technology Unit

Malibu Civic Center WTP
2021 Annual Monitoring Report

WDR: R4-2015-0051
MRP: CI-10042

OVERVIEW

Malibu Civic Center Wastewater Treatment Plant (MCCWTP) ran well all year, with no major equipment or process issues. Distribution of Reclaimed Water began in March 2020 when the first end user, Bluffs Park, was put into service.

Phase II design, to upgrade the existing WTP to accommodate pending collection system expansion, primarily for Malibu Colony and Serra Retreat, and other MCCWTP adjacent residential properties, was completed in 2021 Q4 and the RFP for construction was advertised in February 2022, with groundbreaking expected to begin in summer 2022.

A. Tabular and Graphical Summaries of Data

a. Influent and effluent quality and quantity is summarized in Attachment A.
b. Groundwater quality is summarized in the attached report by Rincon Consultants.
c. Surface water quality is summarized in the attached report by Rincon Consultants.

B. Compliance Record

a. There were no incidents of non-compliance this reporting period.

C. Results of Effluent, Groundwater, and Surface Monitoring

a. Changes in surface water quality resulting from injection and irrigation are summarized in the attached report by Rincon Consultants.
b. Changes in groundwater flow patterns resulting from injection are summarized in the attached report by Rincon Consultants.

D. Description of Changes and Anticipated Changes

During startup and subsequent operation of the new WTP, various shortcomings were identified and associated improvements were undertaken. The most notable are:

Impact of COVID-19

Stay at home orders and business shutdowns due to the COVID-19 pandemic reduced flow and load substantially from Q2 through Q4. Flow and waste strength both decreased to 50% of normal values, yielding 25% of normal organic mass load. This made the biological process more difficult to operate. Continuous MicroC addition was required for BOD replacement and NOx control. By the beginning of Q4, flow and load had returned to nearly 75% of pre-COVID levels, only to drop again as a second set of stay at home orders and business shutdowns was implemented to address the second wave of COVID-19. MicroC dose was decreased in concert with flow and load increases where possible. Flow and load trends are provided later in the report.

Screened Solids Handling Difficulties

Preliminary Treatment includes a coarse screen, followed by a vortex grit removal device, followed by a 1 mm fine screen. The coarse screen removed so much of the larger fibrous material that the fine screen only received extremely fine material, so fine that although it was removed by the fine screen, it was impossible to wash and compact, since it simply squeezed through the perforations of the compactor when washwater and pressure were applied. After testing various methods, the most satisfactory resolution was to bypass the coarse screen and vortex grit device. Once all preliminary solids were applied to the fine screen, the additional bulk of larger and coarser fibrous material improved performance of the washer/compactor, resolving the original problem. IPC monitors solids capture closely to ensure adequate performance with the coarse screen and vortex grit device bypassed, and will return that equipment to service when process conditions dictate.

Inadequate Flow Equalization Pump Delivery Rate

The EQ Pumps were unable to deliver design flow to the Bioreactors due to excessive headloss in the discharge piping. Design flow was 130 gpm per Bioreactor Train, but the EQ pumps were only able to deliver 60 to 110 gpm per Bioreactor Train, depending on the level in the EQ Tank. A larger test pump was installed, including an electrical upgrade for higher horsepower requirement, and this resolved the flow deficit, achieving flows up to 180 gpm and available turndown to 25 gpm with the variable frequency drive. Due to the success of the test pump, all three Phase I EQ Pumps will be similarly converted. This work is currently in progress as part of Phase II design.

Cement Mortar Lined Steel (CML) Pipe Issues

CML pipe was used almost exclusively for above ground liquid transport at the WTP. This created immediate problems with the MBR and UV systems during startup when dislodged mortar was found in samples, having been liberated due to the addition of chemicals and associated variations in pH. Membranes and UV quartz sleeves cannot tolerate abrasion, so the offending CML pipe sections were scheduled for replacement with Schedule 80 PVC. Most of that work has been completed.

Excessively Hot Control Panels

A number of control panels, including those at both sewage pump stations, all three injection wells, and the WTP hydropneumatic system were found to be operating at much higher temperatures than recommended, over 130 deg F versus the 104 deg F maximum mandated by the project specifications, subjecting sensitive electronic control components of these critical facilities to premature failure. All responsible panel manufacturer's were directed to improve cooling to meet project standards at their own cost. Bluffs Park and Legacy Park sewage pump stations high-temperature concerns have been resolved by installation of air conditioners. Injection wells 1-3 are currently being addressed. Efforts on the hydropneumatic system panels have been stalled due to refusal to comply by the equipment supplier, Pulsco.

UV Unit Flow Control Issues

The UV System was originally piped in a way that made flow measurement impossible because the outlet piping drained by gravity to the reclaimed water Clearwell, and the individual UV Unit flow meters on the outlet piping could not be kept full, which is a

requirement for this type of flow meter. In concert with the CML pipe replacement job mentioned previously, the outlet piping was elevated to ensure the UV Unit flow meters remained full at all times. Once this was completed, it became apparent that it was not possible to control flow adequately to each UV Unit by relying on the natural hydraulic split expected by the designer. In order to resolve this, IPC replaced the original OPEN / CLOSED motor operated inlet valves with motor operated analog flow control valves. It is now possible to specifically control flow to each UV Unit, so that flow is distributed evenly and not allowed to exceed the 0.1 MGD design threshold per UV Unit.

Ultrasonic Level Transmitter Failures

Ultrasonic level transmitters were widely used in the original plant design. Many of these meters performed erratically, causing significant control issues during startup. The most problematic six of them (Bioreactor 1 Post Anoxic Tank 1, Bioreactor 1 Post Anoxic Tank 2, Bioreactor 2 Post Anoxic Tank 1, Bioreactor 2 Post Anoxic Tank 2, Reclaimed Water Clearwell, and Membrane Thickener), were replaced with submersible pressure style transmitters. Since then, no erratic behavior or control issues have been experienced.

Off Spec Bypass

MBRs typically produce high-quality filtrate with low turbidity, on the order of 0.05 to 0.15 ntu. Occasionally MBR filtrate turbidity is elevated, for various reasons such as increased pore size immediately after a chemical clean, the inclusion of air bubbles, etc. These types of high turbidity events can usually be resolved by continued filtration or process adjustments, but this creates a paradox that in order to improve turbidity, filtration must be allowed to continue when turbidity is high, and this creates a significant risk of a turbidity violation. No provision was made for this in the original design, so modifications were undertaken to install a high turbidity bypass system (off spec). When turbidity is off spec, the bypass is opened and remains open until turbidity is back within spec. The off-spec filtrate is therefore directed to the headworks or EQ Tank for retreatment, and no high turbidity filtrate is allowed to proceed downstream to the UV system, where high turbidity could present difficulties with disinfection.

Consistently Low UVT

The Trojan UV Fit system was certified to achieve adequate disinfection when operated as designed on feed water with UVT of 65% or higher. It has proven very impossible to reliably achieve 65% UVT in the UV feed water. UVT was initially controlled by adding

alum, but this was subsequently abandoned in favor of filtrate chlorination at 5 to 10 mg/L.

Injection Well Piping

On initial attempts to start up the injection wells, they were found to have a similar problem as the one described earlier on the UV Units, in terms of discharge piping that could not be kept full so that the flow meter could function properly. Injection Well 1 was repiped for a test, adding an inverted U downstream of the flow meter to keep the meter flooded when the backflush pump was running. The piping modification was a success and was subsequently applied to Injection Well 2. Injection Well 3 piping modifications will be completed as part of Phase II construction.

E. List of Analytical Methods and QA/QC

A summary of the laboratories used, along with their ELAP certification numbers, expiration dates, and applicable Fields of Testing is shown on page XX. Additionally, all of the referenced ELAP certificates are attached. Analytical methods and QA/QC procedures are compiled with test reports, throughout the document.

F. Operator Certification

The following personnel are employed in the Operation and Maintenance of the WTP and associated facilities:

NAME	GRADE	CERT NO.	POSITION
Ric Vardel	V	4467	Chief Plant Operator
Kyle Vardel	IV	42661	Operations Supervisor
Golan Kfir	III	41641	Operations Supervisor
Carlos Alvarez	II	35031	Lead Operator
Julio Leal	I (OIT)	44542	Operator in Training

G. Summarize Changes to OMM Plan

The OMM Plan is a living document that is being revised as necessary when changes occur. The list of modifications noted in Section D, above comprises typical examples. In such cases, OMM updates include changes to Operations & Maintenance Instructions, the Asset Management program (where applicable), as well as PLC and SCADA programs.

H. Groundwater Flow and Transport

Groundwater flow and transport is summarized in the attached Surface and Groundwater monitoring report by Rincon Consultants.

a. Injection into the aquifer occurred continuously throughout the reporting period.
b. The rate and path of flow of injected water is summarized in the attached Surface and Groundwater monitoring report by Rincon Consultants.
c. Data used as parameters to calculate rates of groundwater flow reaching Santa Monica Bay, Malibu Creek, and Lagoon is summarized in the attached Surface and Groundwater monitoring report by Rincon Consultants.

All analyses were conducted at a laboratory certified for such analyses by the California Department of Health Services, and in accordance with current United States Environmental Protection Agency (USEPA) guideline procedures or as specified in this Monitoring Program. A copy of the ELAP certificate for Sierra Analytical and copies of the completed chain of custody forms are attached.

I certify under penalty of law that this document, including all attachments and supplemental information, were prepared under my direction or supervision in accordance with a system designed to assure that qualified personnel properly gathered and evaluated the information submitted. Based on my inquiry of the person or persons who manage the system, or those persons directly responsible for gathering the information, the information submitted is, to the best of my knowledge and belief, true, accurate, and complete. I am aware that there are significant penalties for submitting false information, including the possibility of a fine and imprisonment.

Executed on the 1st day of March, 2022, at Irvine, CA.

Sincerely,

Ric Vardel, IPC Inc.
Chief Plant Operator, License V-4457

Integrated Performance Consultants, Inc.
Contract Operator, LIcense CO-0083

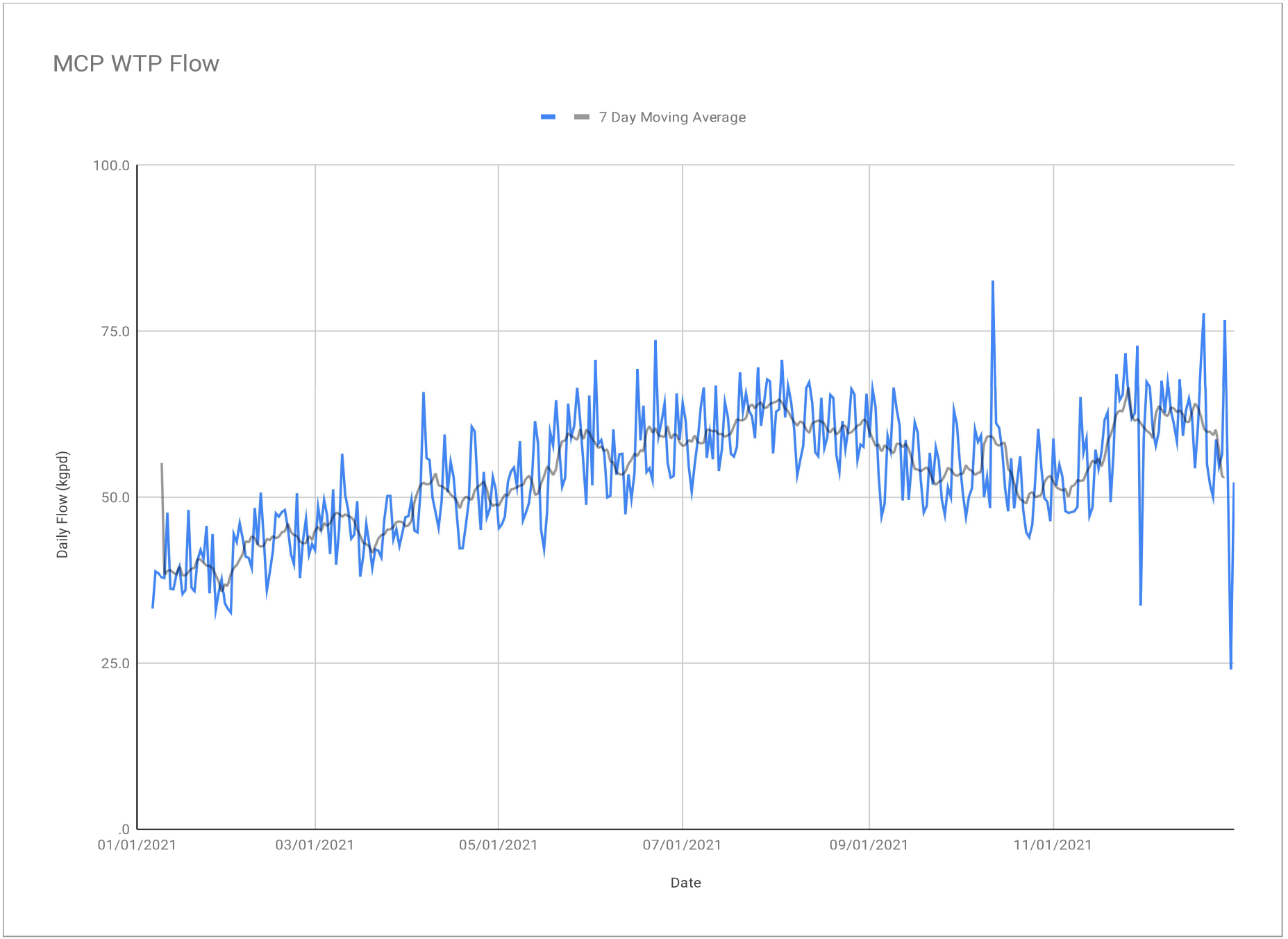
MCP WTP Flow
7 Day Moving Average
100.0
75.0
50.0
25.0
.0
Daily Flow (kgpd)
01/01/2021
03/01/2021
05/01/2021
07/01/2021
09/01/2021
11/01/2021
Date

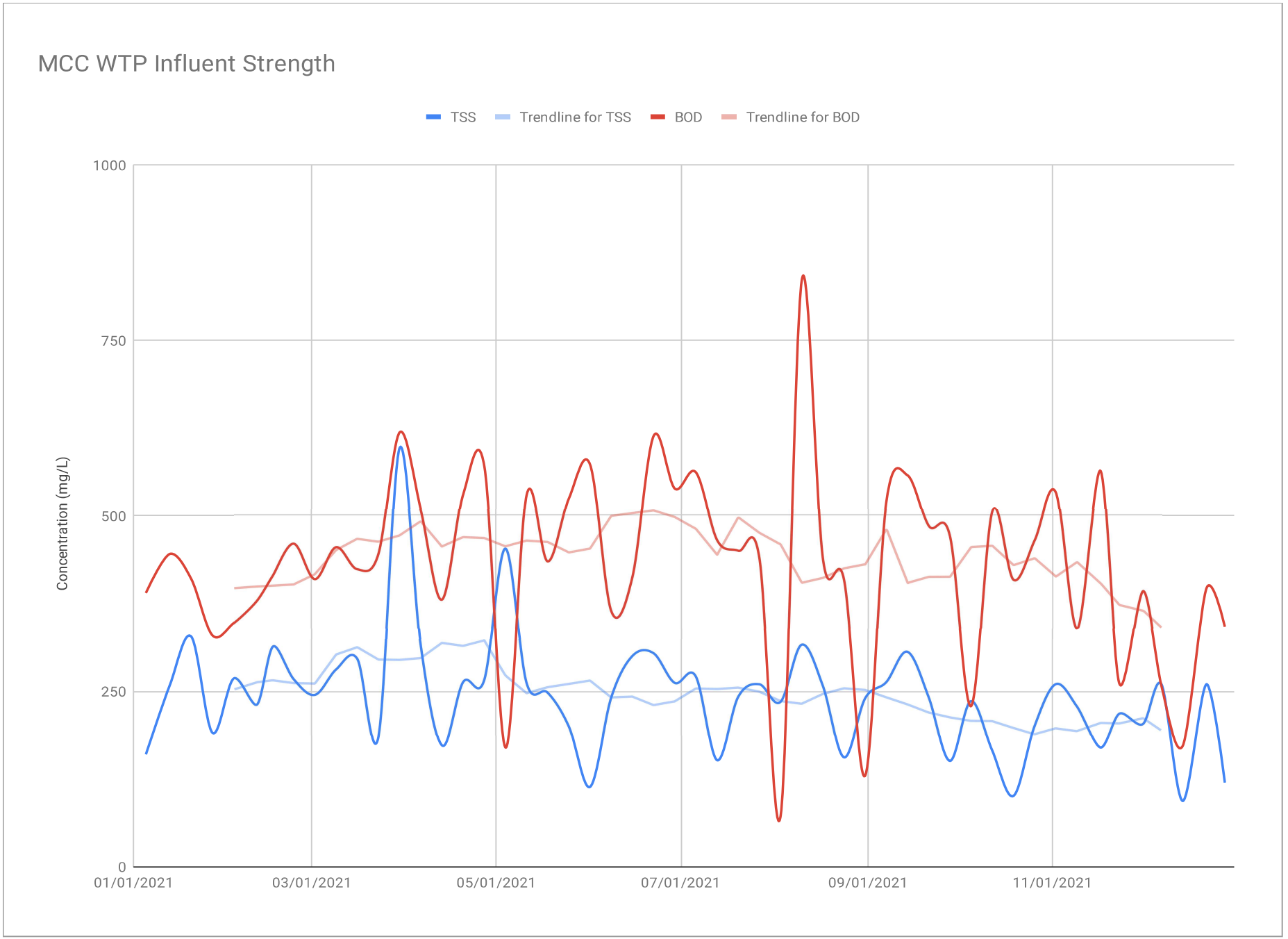
MCC WTP Influent Strength
TSS
Trendline for TSS
BOD
Trendline for BOD
1000
750
500
250
0
Concentration (mg/L)
01/01/2021
03/01/2021
05/01/2021
07/01/2021
09/01/2021
11/01/2021

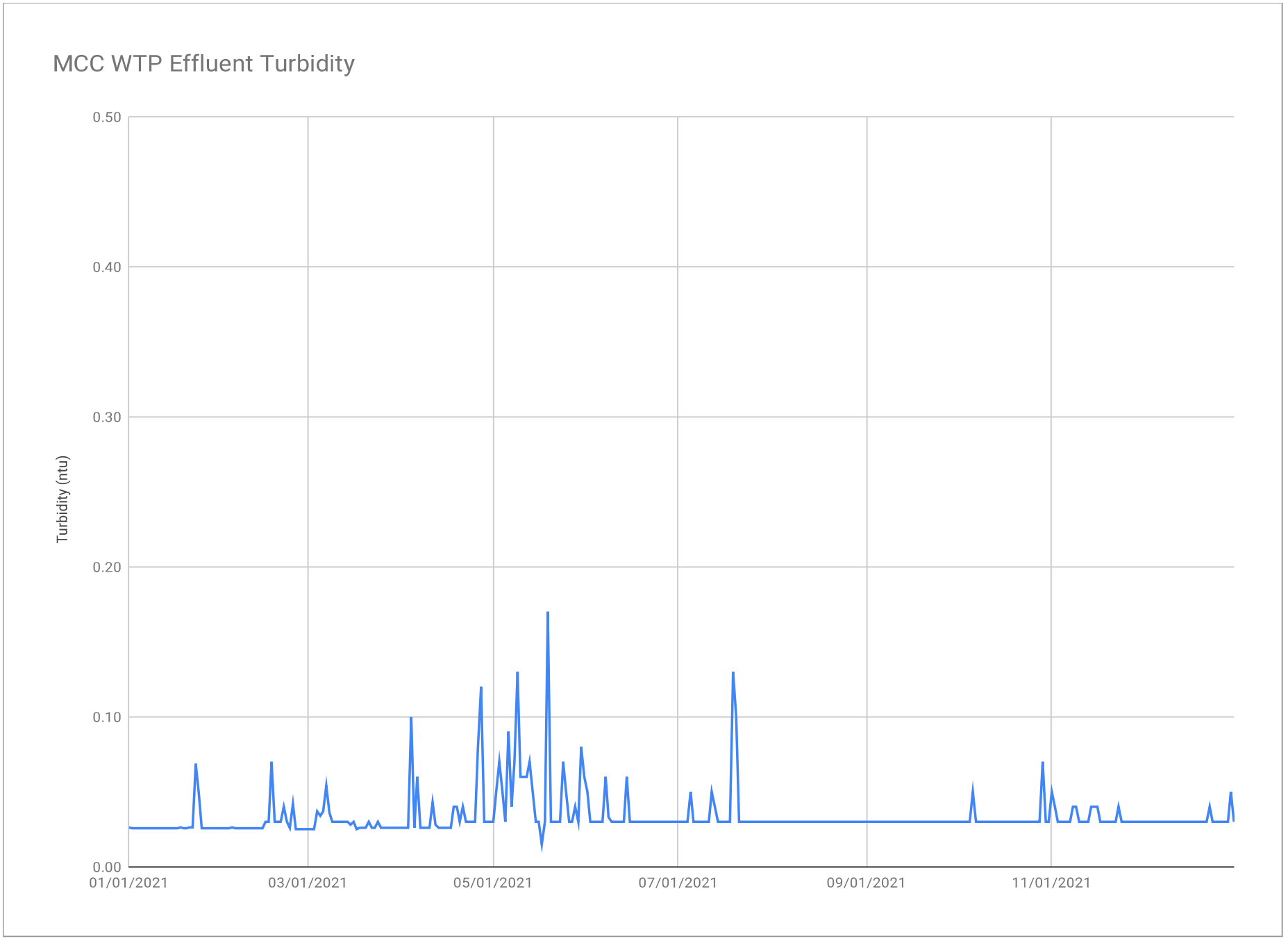
MCC WTP Effluent Turbidity
Turbidity (ntu)
0.50
0.40
0.30
0.20
0.10
0.00
01/01/2021
03/01/2021
05/01/2021
07/01/2021
09/01/2021
11/01/2021

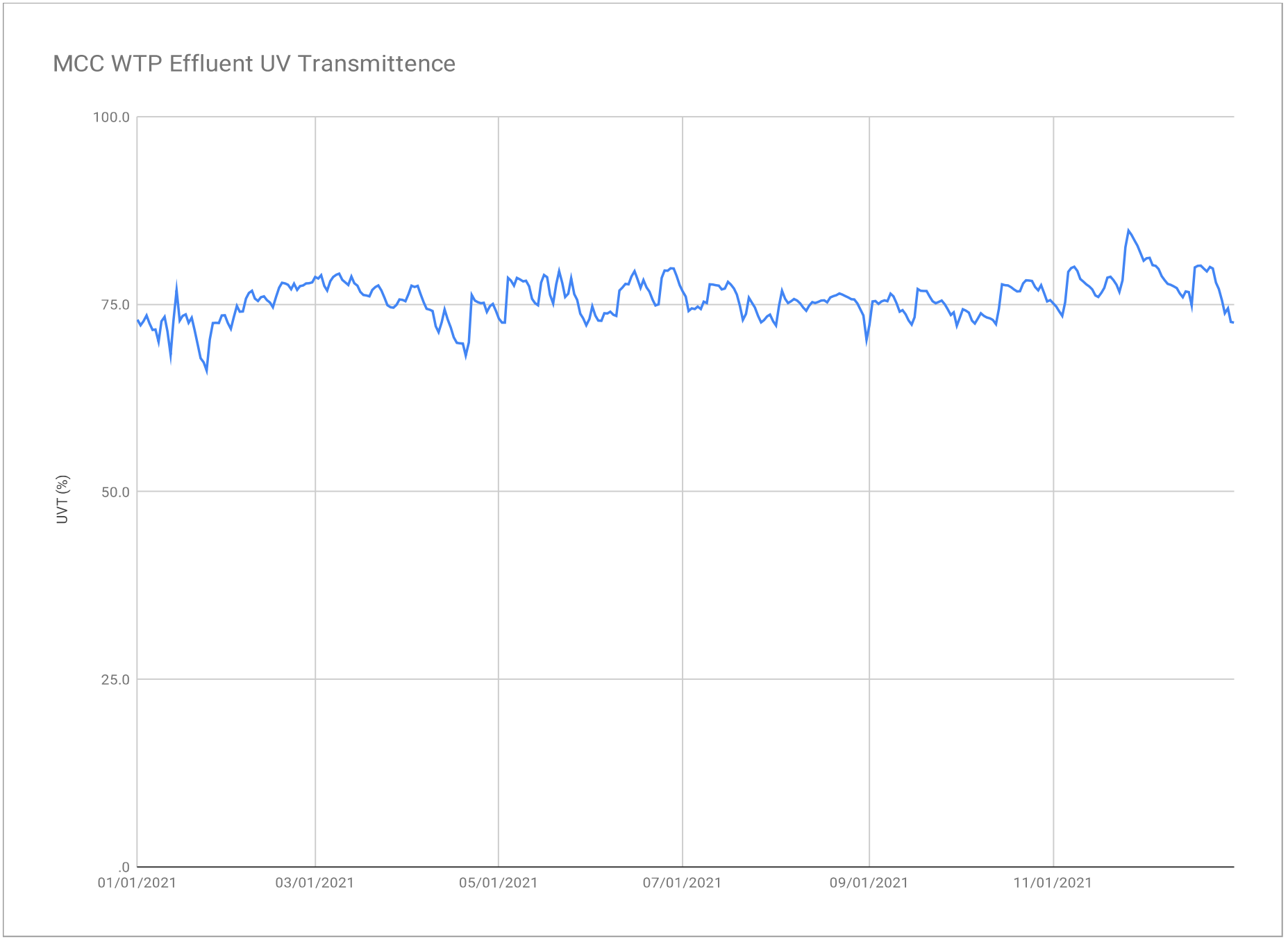
MCC WTP Effluent UV Transmittence
100.0
75.0
50.0
25.0
.0
UVT (%)
01/01/2021
03/01/2021
05/01/2021
07/01/2021
09/01/2021
11/01/2021

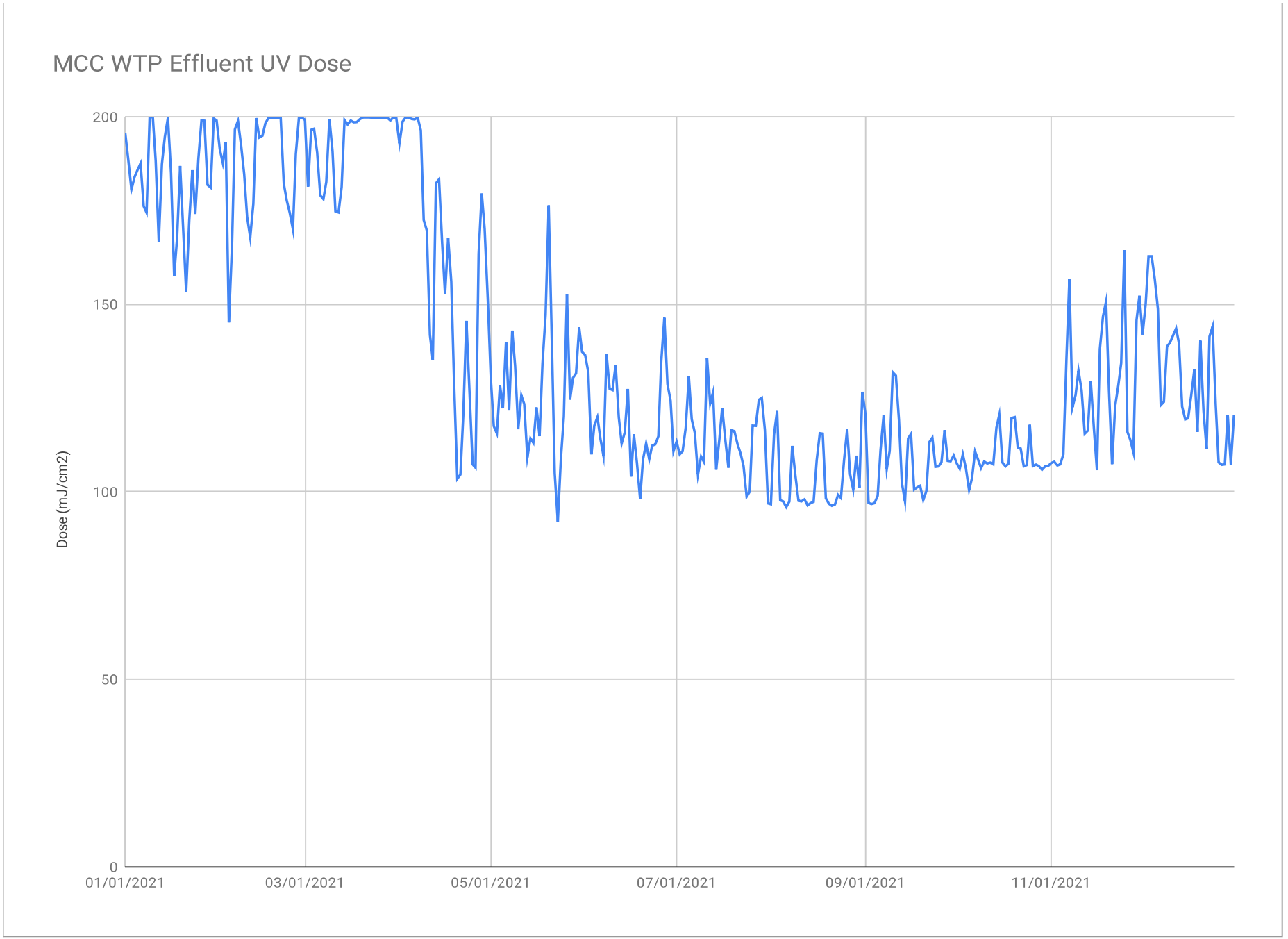
MCC WTP Effluent UV Dose
Dose (mJ/cm2)
200
150
100
50
0
01/01/2021
03/01/2021
05/01/2021
07/01/2021
09/01/2021
11/01/2021

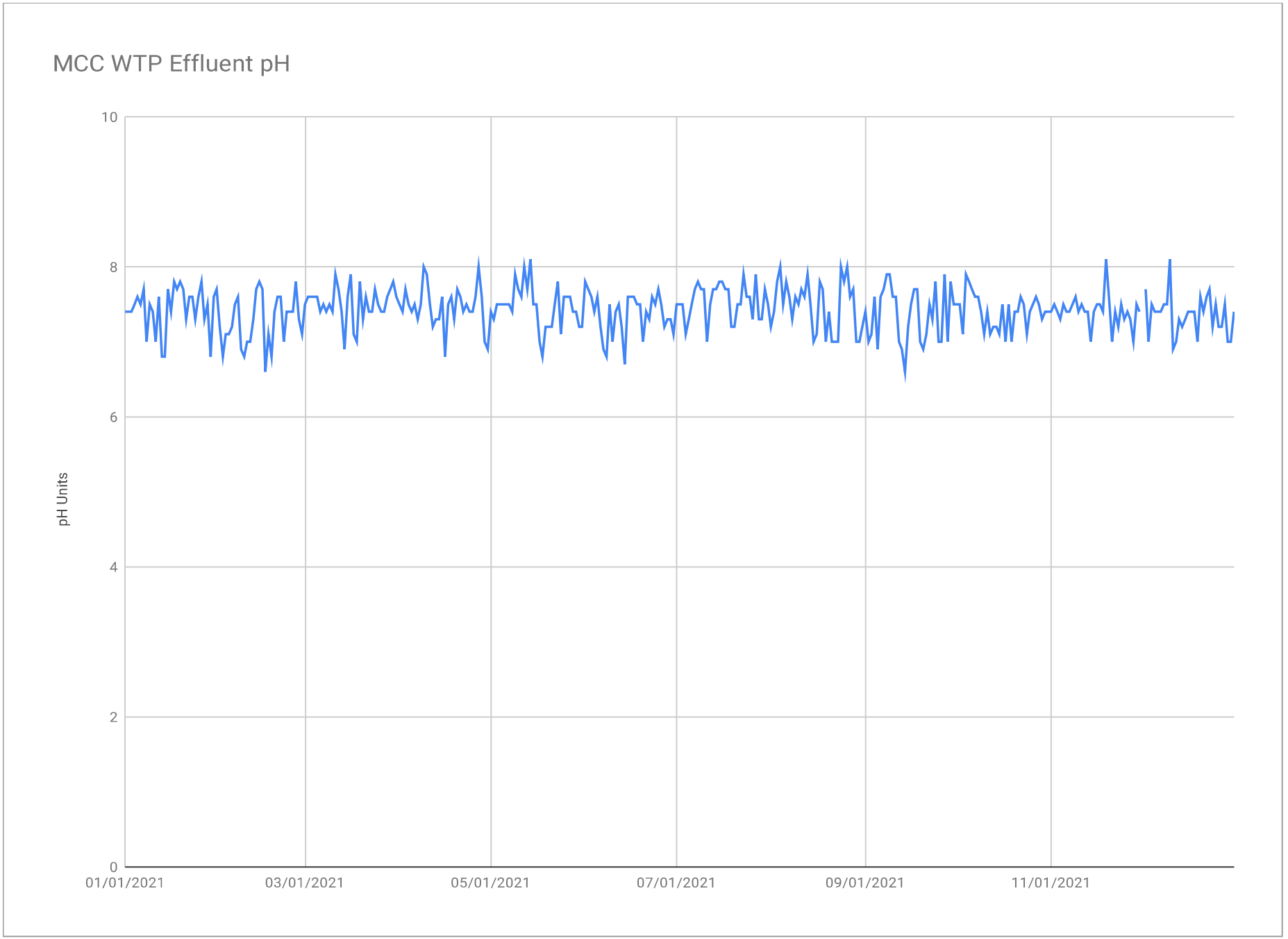
MCC WTP Effluent pH
pH Units
10
8
6
4
2
0
01/01/2021
03/01/2021
05/01/2021
07/01/2021
09/01/2021
11/01/2021

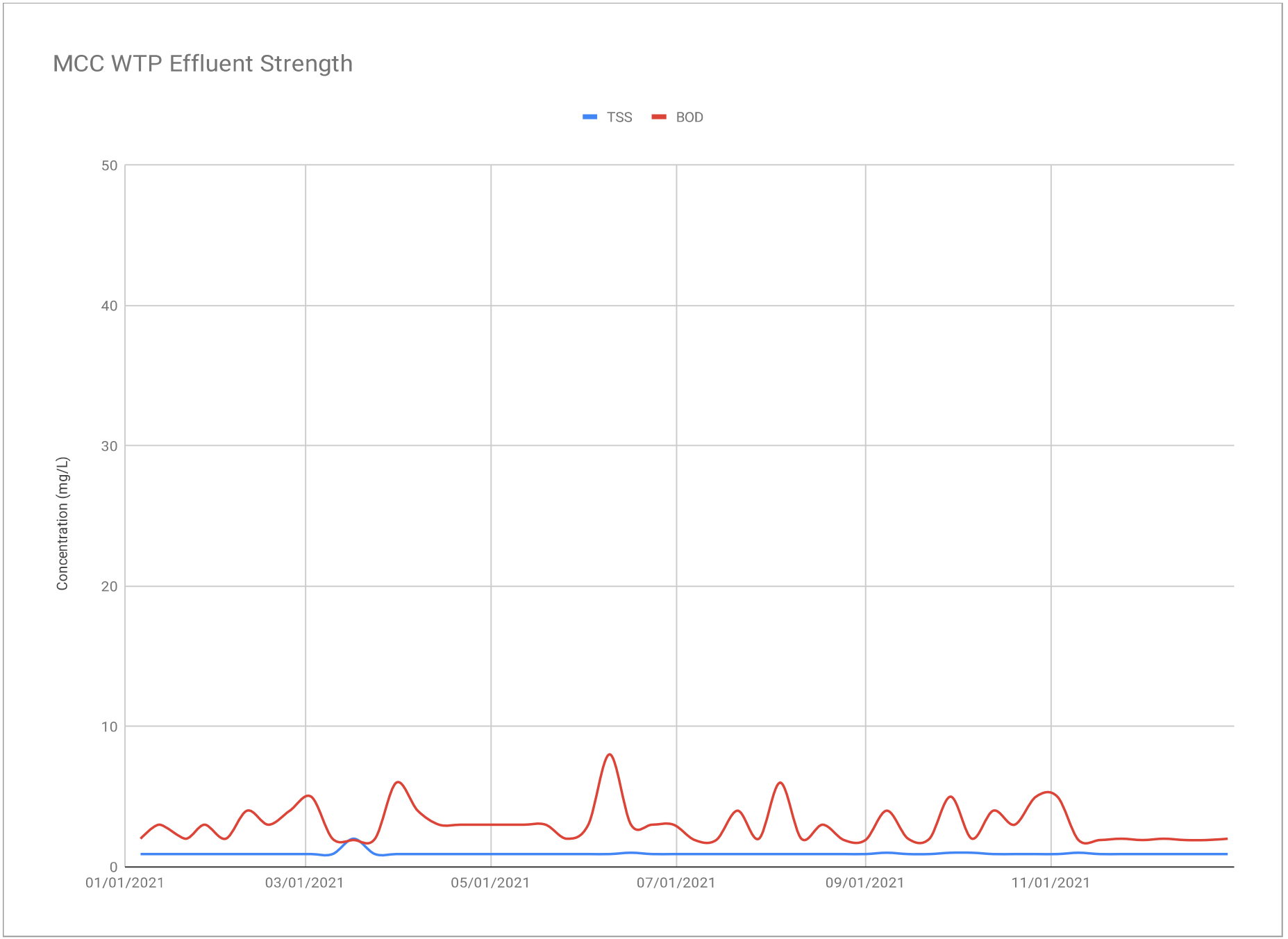
MCC WTP Effluent Strength
TSS
BOD
Concentration (mg/L)
50
40
30
20
10
0
01/01/2021
03/01/2021
05/01/2021
07/01/2021
09/01/2021
11/01/2021

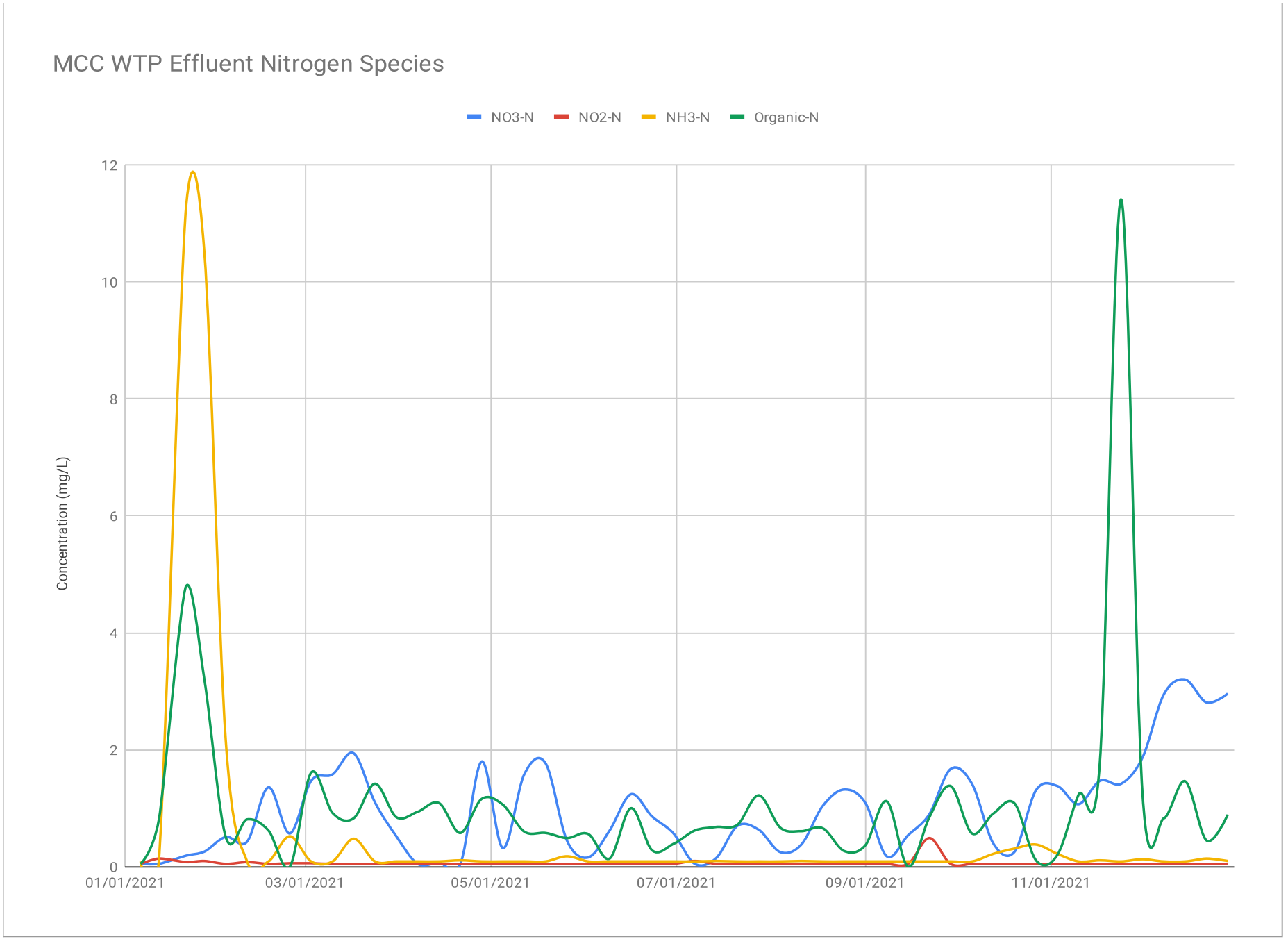
MCC WTP Effluent Nitrogen Species
NO3-N
NO2-N
NH3-N
Organic-N
Concentration (mg/L)
12
10
8
6
4
2
0
01/01/2021
03/01/2021
05/01/2021
07/01/2021
09/01/2021
11/01/2021

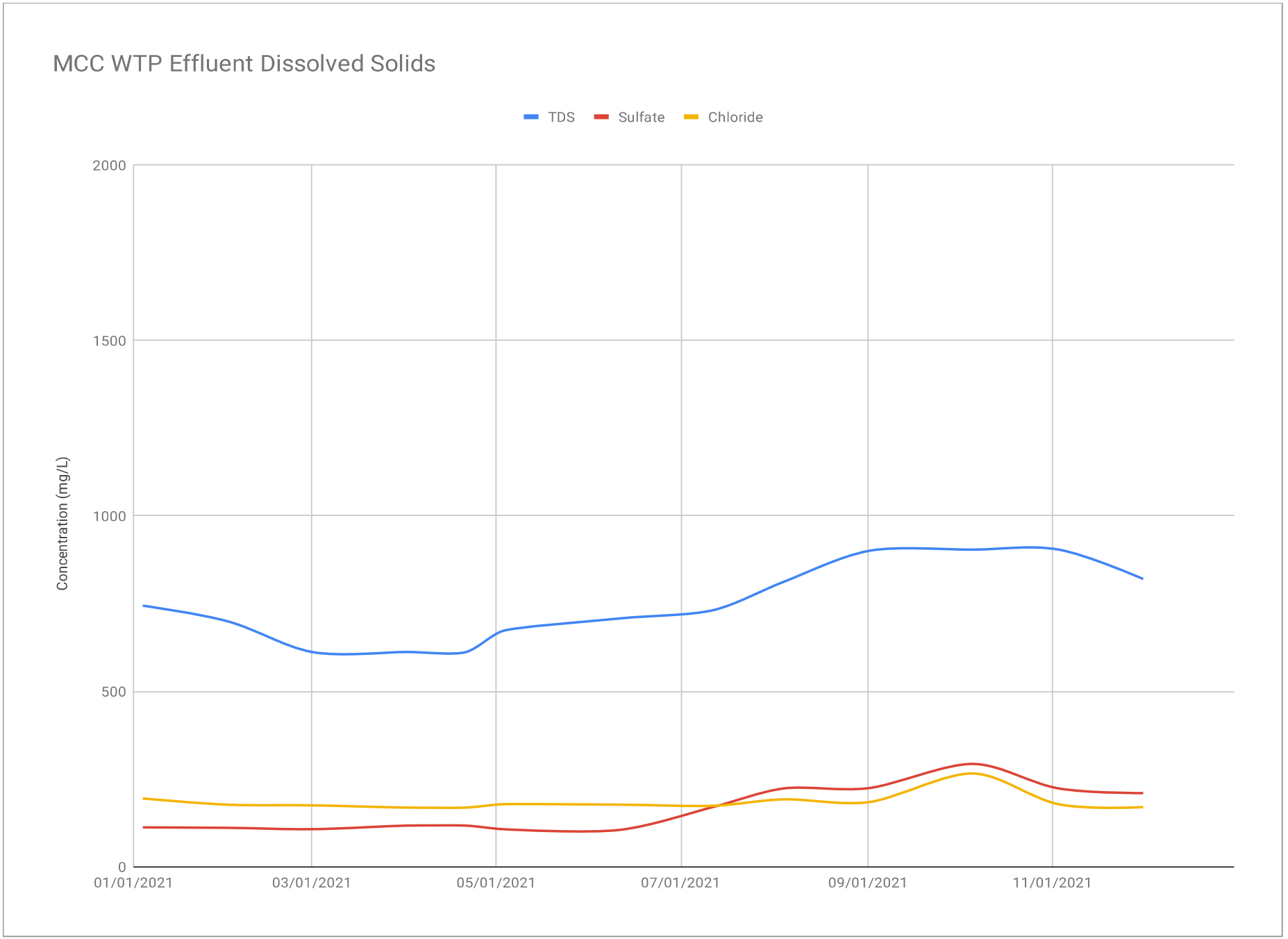
MCC WTP Effluent Dissolved Solids
TDS
Sulfate
Chloride
Concentration (mg/L)
2000
1500
1000
500
0
01/01/2021
03/01/2021
05/01/2021
07/01/2021
09/01/2021
11/01/2021

ATTACHMENT A: DAILY, WEEKLY, & MONTHLY INFLUENT & EFFLUENT DATA

		INFLUENT			EFFLUENT																																
		DAILY	WEEKLY		DAILY															WEEKLY										MONTHLY							
		Q Total Influent	TSS	BOD	Q Total Effluent	Q Lower Reuse	Q Upper Reuse	Q Injection	Q Percolation	Turbidity Avg	Turbidity Max	Turbidity > 0.2	UVT	UV Dose	pH	Total Coliform	Total Coliform	Fecal Coliform	Resid Cl2	BOD	BOD Removal	TSS	TSS Removal	NOx-N	NO3-N	NO2-N	NH3-N	TKN	Organic-N	Total-N	Oil & Grease	Total-P	TDS	Sulfate	Chloride	Boron	MBAS
	Units	*kgpd*	*mg/L*	*mg/L*	*kgpd*	*kgpd*	*kgpd*	*kgpd*	*kgpd*	*ntu*	*ntu*	*%*	*%*	*mJ/cm2*	*units*	*mpn*	*mpn*	*mpn*	*mg/L*	*mg/L*	*%*	*mg/L*	*%*	*mg/L*	*mg/L*	*mg/L*	*mpn*	*mg/L*	*mg/L*	*mg/L*	*mg/L*	*mg/L*	*mg/L*	*mg/L*	*mg/L*	*mg/L*	*mg/L*	*mg/L*
	Limit 1	191			191				50	0.2	0.5	5	65	80	6.5		2.2			20	85	15	85	8	8	1					10		2,000	500	500	2	0.5
	Limit 2														8.5	23	7 day			30		40									15						
	Limit 3															240	med			45		45															
JAN	MAX	48.1	328	446	56.6	0.0	19.9	55.6	0.0	0.07	0.50	3.21	76.9	200.0	7.8	1.8	1.8	1.8	0.260	3.0	99.5	0.9	99.7	0.4	0.3	0.14	11.30	16.10	4.80	16.37	4.9	1.9	744	112	195	0.26	0.14
	AVG	39.0	235	394	38.5	0.0	7.7	31.0	0.0	0.03	0.30	0.81	71.9	184.2	7.4	1.8	1.8	1.8	0.079	2.5	99.4	0.9	99.6	0.2	0.1	0.09	5.50	7.71	2.21	7.94	4.9	1.9	744	112	195	0.26	0.14
	MIN	32.6	160	330	24.4	0.0	0.9	14.7	0.0	0.03	0.03	0.00	66.2	153.4	6.8	1.8	1.8	1.8	0.049	2.0	99.1	0.9	99.4	0.1	0.0	0.05	0.09	0.14	0.05	0.24	4.9	1.9	744	112	195	0.26	0.14
FEB	MAX	50.7	313	460	52.1	0.0	20.6	50.5	0.0	0.07	0.50	2.24	77.9	199.8	7.8	1.8	1.8	1.8	0.150	4.0	99.4	0.9	99.7	1.4	1.4	0.08	2.16	2.67	0.81	3.23	4.9	1.5	700	111	177	0.25	0.29
	AVG	44.2	270	400	42.8	0.0	5.3	37.5	0.0	0.03	0.21	0.40	76.1	187.6	7.3	1.8	1.8	1.8	0.055	3.3	99.2	0.9	99.7	0.8	0.7	0.06	0.72	1.20	0.49	1.98	4.9	1.5	700	111	177	0.25	0.29
	MIN	36.0	232	347	29.5	0.0	0.4	9.7	0.0	0.03	0.03	0.00	71.7	145.2	6.6	1.8	1.8	1.8	0.049	2.0	98.9	0.9	99.6	0.5	0.4	0.05	0.09	0.52	0.00	1.15	4.9	1.5	700	111	177	0.25	0.29
MAR	MAX	56.5	597	619	57.3	0.0	24.0	51.8	0.0	0.05	0.24	0.01	79.1	199.8	7.9	1.8	1.8	7.8	0.060	6.0	99.6	2.0	99.8	2.0	1.9	0.05	0.48	1.51	1.42	3.30	4.9	0.2	612	107	175	0.36	0.08
	AVG	45.9	321	471	44.2	0.0	9.3	34.9	0.0	0.03	0.06	0.00	77.0	194.0	7.5	1.8	1.8	2.0	0.049	3.0	99.4	1.2	99.6	1.3	1.3	0.05	0.19	1.19	1.01	2.53	4.9	0.2	612	107	175	0.36	0.08
	MIN	38.1	186	410	27.3	0.0	0.3	9.6	0.0	0.03	0.03	0.00	74.5	174.5	6.9	1.8	1.8	1.8	0.049	1.9	99.0	0.9	99.3	0.6	0.5	0.05	0.09	0.94	0.83	1.51	4.9	0.2	612	107	175	0.36	0.08
APR	MAX	65.8	315	570	65.7	0.0	25.6	54.3	0.0	0.12	0.27	0.01	77.5	199.8	8.0	1.8	1.8	1.8	0.240	4.0	99.5	0.9	99.7	1.8	1.8	0.05	0.11	1.25	1.16	3.10	4.9	1.9	612	117	169	0.30	0.08
	AVG	51.0	254	498	47.1	0.0	13.5	33.2	0.0	0.04	0.07	0.00	73.7	160.7	7.5	1.8	1.8	1.8	0.062	3.3	99.3	0.9	99.6	0.5	0.5	0.05	0.10	1.04	0.94	1.58	4.9	1.9	612	117	169	0.30	0.08
	MIN	42.3	173	381	29.2	0.0	0.2	11.6	0.0	0.03	0.03	0.00	68.2	103.5	6.8	1.8	1.8	1.8	0.049	3.0	99.2	0.9	99.5	0.1	0.0	0.05	0.09	0.69	0.58	0.79	4.9	1.9	612	117	169	0.30	0.08
MAY	MAX	70.7	453	530	527.2	0.0	475.0	62.7	0.0	0.17	0.35	0.06	79.4	176.4	8.1	1.8	1.8	1.8	0.280	3.0	99.6	0.9	99.8	1.8	1.8	0.05	0.18	1.15	1.06	2.49	4.9	0.8	672	107	178	0.29	0.21
	AVG	56.0	291	415	80.0	0.0	44.4	35.6	0.0	0.05	0.17	0.01	76.3	127.0	7.5	1.8	1.8	1.8	0.107	2.8	99.1	0.9	99.7	1.1	1.0	0.05	0.11	0.80	0.68	1.87	4.9	0.8	672	107	178	0.29	0.21
	MIN	42.3	200	170	22.3	0.0	0.2	0.1	0.0	0.02	0.03	0.00	72.2	92.1	6.8	1.8	1.8	1.8	0.049	2.0	98.2	0.9	99.6	0.4	0.3	0.05	0.09	0.67	0.49	1.17	4.9	0.8	672	107	178	0.29	0.21
JUN	MAX	73.6	304	614	67.8	0.0	26.4	57.5	0.0	0.06	0.29	0.04	79.8	146.4	7.8	1.8	1.8	1.8	0.320	8.0	99.5	1.0	99.7	1.3	1.2	0.05	0.09	1.09	1.00	2.38	4.9	2.4	708	105	177	0.33	0.31
	AVG	57.1	244	501	52.3	0.0	15.8	36.5	0.0	0.03	0.11	0.00	76.6	119.3	7.4	1.8	1.8	1.8	0.123	4.0	99.1	0.9	99.6	0.7	0.7	0.05	0.09	0.56	0.47	1.30	4.9	2.4	708	105	177	0.33	0.31
	MIN	47.5	114	365	37.0	0.0	0.2	16.3	0.0	0.03	0.03	0.00	72.8	98.1	6.7	1.8	1.8	1.8	0.049	3.0	97.8	0.9	99.2	0.2	0.2	0.05	0.09	0.23	0.14	0.86	4.9	2.4	708	105	177	0.33	0.31
JUL	MAX	70.7	271	562	73.6	0.0	40.8	62.6	0.0	0.13	0.31	0.03	78.0	135.7	7.9	1.8	1.8	1.8	0.180	4.0	99.7	0.9	99.7	0.7	0.7	0.10	0.10	1.31	1.22	1.99	4.9	15.9	732	171	174	0.19	0.74
	AVG	62.2	231	479	57.8	0.0	23.9	33.9	0.0	0.04	0.13	0.01	75.3	114.4	7.5	1.8	1.8	1.8	0.081	2.5	99.5	0.9	99.6	0.4	0.4	0.06	0.09	0.90	0.81	1.35	4.9	15.9	732	171	174	0.19	0.74
	MIN	54.0	152	439	35.8	0.0	1.8	2.9	0.0	0.03	0.03	0.00	72.6	96.9	7.0	1.8	1.8	1.8	0.049	1.9	99.1	0.9	99.4	0.1	0.0	0.05	0.09	0.71	0.62	0.86	4.9	15.9	732	171	174	0.19	0.74
AUG	MAX	67.3	316	836	68.7	0.0	46.2	60.4	0.0	0.03	0.27	0.01	76.8	126.6	8.0	1.8	1.8	1.8	0.150	6.0	99.8	0.9	99.7	1.4	1.3	0.05	0.10	0.76	0.67	1.84	4.9	0.3	812	223	192	0.28	0.19
	AVG	60.0	241	377	57.1	0.0	16.2	41.0	0.0	0.03	0.09	0.00	75.1	103.7	7.5	1.8	1.8	1.8	0.080	3.2	97.6	0.9	99.6	0.8	0.7	0.05	0.09	0.65	0.55	1.44	4.9	0.3	812	223	192	0.28	0.19
	MIN	47.1	156	73	40.1	0.0	0.2	0.1	0.0	0.03	0.03	0.00	70.3	95.9	7.0	1.8	1.8	1.8	0.049	1.9	91.8	0.9	99.4	0.3	0.3	0.05	0.09	0.36	0.27	1.06	4.9	0.3	812	223	192	0.28	0.19
SEP	MAX	66.5	306	558	66.5	0.0	40.6	57.7	0.0	0.03	0.21	0.01	77.0	131.9	7.9	1.8	1.8	1.8	0.950	5.0	99.6	1.0	99.7	1.7	1.7	0.49	0.09	1.47	1.38	3.19	4.9	11.6	900	224	184	0.17	0.19
	AVG	54.5	241	508	51.8	0.0	18.8	33.1	0.0	0.03	0.05	0.00	74.9	108.8	7.4	1.8	1.8	1.8	0.104	3.0	99.2	0.9	99.6	1.0	0.9	0.14	0.09	0.83	0.74	1.85	4.9	11.6	900	224	184	0.17	0.19
	MIN	47.0	151	470	38.6	0.0	0.2	5.3	0.0	0.03	0.03	0.00	72.1	96.7	6.6	1.8	1.8	1.8	0.049	1.9	98.5	0.9	99.3	0.2	0.2	0.05	0.09	0.09	0.00	0.68	4.9	11.6	900	224	184	0.17	0.19
OCT	MAX	82.6	236	506	67.4	0.0	33.4	64.6	0.0	0.07	0.24	0.01	78.2	120.5	7.9	1.8	1.8	1.8	0.170	5.0	99.3	1.0	99.6	1.5	1.4	0.05	0.38	1.39	1.08	2.13	4.9	1.7	904	293	266	0.19	0.19
	AVG	53.7	176	402	51.0	0.0	12.3	38.7	0.0	0.03	0.10	0.00	75.4	109.2	7.4	1.8	1.8	1.8	0.092	3.5	99.1	0.9	99.4	0.9	0.8	0.05	0.25	0.92	0.67	1.81	4.9	1.7	904	293	266	0.19	0.19
	MIN	44.0	101	229	32.7	0.0	0.2	12.4	0.0	0.03	0.03	0.00	72.3	100.5	7.0	1.8	1.8	1.8	0.049	2.0	98.9	0.9	99.1	0.3	0.3	0.05	0.09	0.49	0.11	1.58	4.9	1.7	904	293	266	0.19	0.19
NOV	MAX	72.8	260	563	71.2	0.0	21.9	66.1	0.0	0.05	0.27	0.02	84.8	164.4	8.1	1.8	1.8	1.8	0.130	5.0	99.7	1.0	99.7	1.5	1.5	0.05	0.22	11.50	11.41	12.97	4.9	0.2	904	223	178	0.19	0.19
	AVG	58.1	219	425	55.5	0.0	6.2	48.9	0.0	0.03	0.12	0.00	78.4	126.1	7.4	1.8	1.8	1.8	0.070	2.7	99.4	0.9	99.6	1.4	1.3	0.05	0.13	3.78	3.66	5.17	4.9	0.2	904	223	178	0.19	0.19
	MIN	33.7	170	263	40.2	0.0	0.2	35.0	0.0	0.03	0.03	0.00	73.4	105.8	7.0	1.8	1.8	1.8	0.049	1.9	99.1	0.9	99.5	1.1	1.1	0.05	0.09	0.42	0.20	1.85	4.9	0.2	904	223	178	0.19	0.19
DEC	MAX	136.7	260	398	86.0	0.0	24.9	85.7	0.0	0.05	0.52	0.33	81.2	162.8	8.1	2.0	1.8	1.8	0.190	2.0	99.5	0.9	99.7	3.2	3.2	0.05	0.14	1.55	1.46	4.80	4.9	0.0	820	210	170	0.10	0.19
	AVG	62.4	188	313	55.4	0.0	3.2	52.2	0.0	0.03	0.10	0.01	77.9	131.0	7.4	1.8	1.8	1.8	0.101	1.9	99.3	0.9	99.4	2.8	2.8	0.05	0.11	1.08	0.97	3.89	4.9	0.0	820	210	170	0.10	0.19
	MIN	24.0	94	172	0.3	0.0	0.2	0.1	0.0	0.03	0.03	0.00	72.5	107.2	6.9	1.8	1.8	1.8	0.049	1.9	98.9	0.9	99.0	1.9	1.9	0.05	0.09	0.59	0.45	3.29	4.9	0.0	820	210	170	0.10	0.19
ANNUAL	MAX	136.7	597	836	527.2	0.0	475.0	85.7	0.0	0.17	0.52	3.21	84.8	200.0	8.1	2.0	1.8	7.8	0.950	8.0	99.8	2.0	99.8	3.2	3.2	0.49	11.30	16.10	11.41	16.37	4.9	15.9	904	293	266	0.36	0.74
	AVG	53.7	243	432	52.8	0.0	14.7	38.0	0.0	0.03	0.13	0.10	75.7	138.8	7.4	1.8	1.8	1.8	0.084	3.0	99.1	0.9	99.6	1.0	0.9	0.06	0.62	1.72	1.10	2.73	4.9	3.2	760	167	186	0.24	0.23
	MIN	24.0	94	73	0.3	0.0	0.2	0.1	0.0	0.02	0.03	0.00	66.2	92.1	6.6	1.8	1.8	1.8	0.049	1.9	91.8	0.9	99.0	0.1	0.0	0.05	0.09	0.09	0.00	0.24	4.9	0.0	612	105	169	0.10	0.08

		Mgal
ANNUAL	TOTAL	19.6

Mgal	*Mgal*	*Mgal*	*Mgal*	*Mgal*
19.3	0.0	5.4	13.9	0.0

ATTACHMENT A: DAILY, WEEKLY, & MONTHLY INFLUENT & EFFLUENT DATA

	INFLUENT			EFFLUENT																																	
	DAILY	WEEKLY		DAILY																WEEKLY											MONTHLY							
	Q Total Influent	TSS	BOD	Q Total Effluent	Q Lower Reuse	Q Upper Reuse	Q Injection	Q Percolation	Turbidity Avg	Turbidity Max	Turbidity > 0.2	UVT	UV Dose	pH	Total Coliform	Total Coliform	Fecal Coliform	Resid Cl2	BOD	BOD Removal	TSS	TSS Removal	NOx-N	NO3-N	NO2-N	NH3-N	TKN	Organic-N	Total-N	Oil & Grease	Total-P	TDS	Sulfate	Chloride	Boron	MBAS
Units	kgal	mg/L	mg/L	kgal	kgal	kgal	kgal	kgal	ntu	ntu	%	%	mJ/cm2	units	mpn	mpn	mpn	mg/L	mg/L	%	mg/L	%	mg/L	mg/L	mg/L	mpn	mg/L	mg/L	mg/L	mg/L	mg/L	mg/L	mg/L	mg/L	mg/L	mg/L	mg/L
Limit 1	191			191				50	0.2	0.5	5	65	80	6.5		2.2			20	85	15	85	8	8	1					10		2,000	500	500	2	0.5
Limit 2														8.5	23	7 day			30		40									15							
Limit 3															240	med			45		45																
01/01/2021	Fri	33.2			32.2	0.0	8.2	24.0	0.0	0.03	0.20	0.00	73.0	195.7	7.4	1.79	1.79	1.79	0.049																			
01/02/2021	Sat	38.8			43.6	0.0	15.9	27.7	0.0	0.03	0.49	1.32	72.2	188.4	7.4	1.79	1.79	1.79	0.049																			
01/03/2021	Sun	38.5			28.1	0.0	9.1	19.0	0.0	0.03	0.21	0.05	72.7	180.6	7.4	1.79	1.79	1.79	0.049																			
01/04/2021	Mon	38.0			24.4	0.0	9.7	14.7	0.0	0.03	0.19	0.00	73.5	183.9	7.5	1.79	1.79	1.79	0.049																	4.9	1.9	744	112	195	0.26	0.14
01/05/2021	Tue	37.9	160	390	42.6	0.0	14.9	27.7	0.0	0.03	0.03	0.00	72.5	185.8	7.6	1.79	1.79	1.79	0.049																			
01/06/2021	Wed	47.7			34.2	0.0	5.7	28.5	0.0	0.03	0.03	0.00	71.6	187.5	7.5	1.79	1.79	1.79	0.049	2.0	99.5	0.9	99.4	0.1	0.0	0.05	0.09	0.14	0.05	0.24								
01/07/2021	Thu	36.3			35.2	0.0	4.5	30.7	0.0	0.03	0.17	0.00	71.6	176.2	7.7	1.79	1.79	1.79	0.060																			
01/08/2021	Fri	36.2			46.7	0.0	4.9	41.8	0.0	0.03	0.03	0.00	70.0	174.4	7.0	1.79	1.79	1.79	0.049																			
01/09/2021	Sat	38.4			36.5	0.0	11.2	25.3	0.0	0.03	0.31	0.20	72.7	200.0	7.5	1.79	1.79	1.79	0.049																			
01/10/2021	Sun	39.6			36.4	0.0	4.8	31.6	0.0	0.03	0.03	0.00	73.3	200.0	7.4	1.79	1.79	1.79	0.050																			
01/11/2021	Mon	35.4			39.5	0.0	4.7	34.8	0.0	0.03	0.16	0.00	71.4	188.3	7.0	1.79	1.79	1.79	0.060																			
01/12/2021	Tue	36.1			42.4	0.0	15.0	27.4	0.0	0.03	0.32	2.09	68.3	166.7	7.6	1.79	1.79	1.79	0.049	3.0	99.3	0.9	99.7	0.2	0.0	0.14	0.09	0.89	0.80	1.08								
01/13/2021	Wed	48.1	260	446	32.0	0.0	10.3	21.7	0.0	0.03	0.44	0.25	72.9	187.4	6.8	1.79	1.79	1.79	0.049																			
01/14/2021	Thu	36.5			37.9	0.0	4.8	33.1	0.0	0.03	0.03	0.00	76.9	194.6	6.8	1.79	1.79	1.79	0.049																			
01/15/2021	Fri	35.9			31.4	0.0	4.8	26.6	0.0	0.03	0.43	0.82	72.8	199.7	7.7	1.79	1.79	1.79	0.120																			
01/16/2021	Sat	40.6			41.2	0.0	15.0	26.2	0.0	0.03	0.35	0.20	73.4	185.0	7.4	1.79	1.79	1.79	0.110																			
01/17/2021	Sun	42.1			36.1	0.0	19.9	16.2	0.0	0.03	0.48	1.99	73.7	157.6	7.8	1.79	1.79	1.79	0.200																			
01/18/2021	Mon	40.8			37.9	0.0	4.4	33.5	0.0	0.03	0.50	2.70	72.5	167.3	7.7	1.79	1.79	1.79	0.049																			
01/19/2021	Tue	45.7			49.0	0.0	15.8	33.2	0.0	0.03	0.50	1.22	73.2	186.9	7.8	1.79	1.79	1.79	0.260																			
01/20/2021	Wed	35.5	328	410	40.7	0.0	16.3	24.4	0.0	0.03	0.30	0.46	71.5	169.5	7.7	1.79	1.79	1.79	0.080																			
01/21/2021	Thu	44.5			49.4	0.0	18.0	31.4	0.0	0.03	0.50	3.21	69.6	153.4	7.3	1.79	1.79	1.79	0.200	2.0	99.5	0.9	99.7	0.3	0.2	0.08	11.30	16.10	4.80	16.37								
01/22/2021	Fri	33.0			37.4	0.0	1,2	37.4	0.0	0.03	0.19	0.00	67.8	172.4	7.6	1.79	1.79	1.79	0.230																			
01/23/2021	Sat	35.7			34.0	0.0	1.1	32.9	0.0	0.07	0.49	2.45	67.3	185.8	7.6	1.79	1.79	1.79	0.049																			
01/24/2021	Sun	37.7			36.5	0.0	1.1	35.4	0.0	0.05	0.45	2.24	66.2	174.1	7.3	1.79	1.79	1.79	0.049																			
01/25/2021	Mon	34.0			41.1	0.0	1.0	40.1	0.0	0.03	0.34	0.97	70.3	188.9	7.6	1.79	1.79	1.79	0.049																			
01/26/2021	Tue	33.2			35.3	0.0	6.2	29.1	0.0	0.03	0.03	0.00	72.5	199.1	7.8	1.79	1.79	1.79	0.049																			
01/27/2021	Wed	32.6	191	330	30.9	0.0	1.0	29.9	0.0	0.03	0.47	1.63	72.5	198.9	7.3	1.79	1.79	1.79	0.100	3.0	99.1	0.9	99.5	0.4	0.3	0.10	10.50	13.70	3.20	14.06							
01/28/2021	Thu	44.5			37.1	0.0	1.1	36.0	0.0	0.03	0.50	1.99	72.5	181.8	7.5	1.79	1.79	1.79	0.049																			
01/29/2021	Fri	43.3			56.6	0.0	1.0	55.6	0.0	0.03	0.12	0.00	73.5	181.1	6.8	1.79	1.79	1.79	0.049																			
01/30/2021	Sat	46.1			42.1	0.0	0.9	41.2	0.0	0.03	0.49	1.17	73.5	199.6	7.6	1.79	1.79	1.79	0.049																			
01/31/2021	Sun	43.8			45.5	0.0	1.1	44.4	0.0	0.03	0.49	0.20	72.5	199.0	7.7	1.79	1.79	1.79	0.049																			
TOTAL	1,210			1,193.8	0.0	232.4	961.4	0.0																													
MAX	48.1	328	446	56.6	0.0	19.9	55.6	0.0	0.07	0.50	3.21	76.9	200.0	7.8	1.79	1.79	1.79	0.260	3.0	99.5	0.9	99.7	0.4	0.3	0.14	11.30	16.10	4.80	16.37	4.9	1.9	744	112	195	0.26	0.14
AVG	39.0	235	394	38.5	0.0	7.7	31.0	0.0	0.03	0.30	0.81	71.9	184.2	7.4	1.79	1.79	1.79	0.079	2.5	99.4	0.9	99.6	0.2	0.1	0.09	5.50	7.71	2.21	7.94	4.9	1.9	744	112	195	0.26	0.14
MIN	32.6	160	330	24.4	0.0	0.9	14.7	0.0	0.03	0.03	0.00	66.2	153.4	6.8	1.79	1.79	1.79	0.049	2.0	99.1	0.9	99.4	0.1	0.0	0.05	0.09	0.14	0.05	0.24	4.9	1.9	744	112	195	0.26	0.14

KEY:

SE	Sample Error
AE	Analytical Error
NS	No Sample
PND	Results Pending
###	Range Limit 1 Exceeded
###	Range Limit 2 Exceeded

ATTACHMENT A: DAILY, WEEKLY, & MONTHLY INFLUENT & EFFLUENT DATA

	INFLUENT			EFFLUENT																																	
	DAILY	WEEKLY		DAILY																WEEKLY										MONTHLY							
	Q Total Influent	TSS	BOD	Q Total Effluent	Q Lower Reuse	Q Upper Reuse	Q Injection	Q Percolation	Turbidity Avg	Turbidity Max	Turbidity > 0.2	UVT	UV Dose	pH	Total Coliform	Total Coliform	Fecal Coliform	Resid Cl2	BOD	BOD Removal	TSS	TSS Removal	NOx-N	NO3-N	NO2-N	NH3-N	TKN	Organic-N	Total-N	Oil & Grease	Total-P	TDS	Sulfate	Chloride	Boron	MBAS
Units	kgal	mg/L	mg/L	kgal	kgal	kgal	kgal	kgal	ntu	ntu	%	%	mJ/cm2	units	mpn	mpn	mpn	mg/L	mg/L	%	mg/L	%	mg/L	mg/L	mg/L	mpn	mg/L	mg/L	mg/L	mg/L	mg/L	mg/L	mg/L	mg/L	mg/L	mg/L	mg/L
Limit 1	191			191				50	0.2	0.5	5	65	80	6.5		2.2			20	85	15	85	8	8	1					10		2,000	500	500	2	0.5
Limit 2														8.5	23	7 day			30		40									15						
Limit 3															240	med			45		45															
02/01/2021	Mon	41.1			43.4	0.0	2.7	40.7	0.0	0.03	0.03	0.00	71.7	191.4	7.2	1.79	1.79	1.79	0.049											4.9	1.5	700	111	177	0.25	0.29
02/02/2021	Tue	40.9			42.2	0.0	2.2	40.0	0.0	0.03	0.49	2.24	73.3	187.6	6.8	1.79	1.79	1.79	0.049																		
02/03/2021	Wed	39.4	268	347	43.0	0.0	1.8	41.2	0.0	0.03	0.37	0.97	74.8	193.3	7.1	1.79	1.79	1.79	0.049	2.0	99.4	0.9	99.7	0.6	0.5	0.05	2.16	2.67	0.51	3.23							
02/04/2021	Thu	48.4			36.5	0.0	1.8	34.7	0.0	0.03	0.50	1.68	74.0	145.2	7.1	1.79	1.79	1.79	0.110																		
02/05/2021	Fri	42.9			47.5	0.0	1.5	46.0	0.0	0.03	0.46	1.58	74.0	165.2	7.2	1.79	1.79	1.79	0.150																		
02/06/2021	Sat	50.7			46.4	0.0	1.4	45.0	0.0	0.03	0.50	1.83	75.8	196.6	7.5	1.79	1.79	1.79	0.049																		
02/07/2021	Sun	43.7			48.4	0.0	1.4	47.0	0.0	0.03	0.03	0.00	76.5	198.9	7.6	1.79	1.79	1.79	0.049																		
02/08/2021	Mon	36.0			44.2	0.0	1.3	42.9	0.0	0.03	0.03	0.00	76.8	192.4	6.9	1.79	1.79	1.79	0.049																		
02/09/2021	Tue	38.8			39.0	0.0	2.4	36.6	0.0	0.03	0.04	0.00	75.8	184.6	6.8	1.79	1.79	1.79	0.049																		
02/10/2021	Wed	41.9			34.3	0.0	1.4	32.9	0.0	0.03	0.03	0.00	75.4	173.4	7.0	1.79	1.79	1.79	0.049	4.0	98.9	0.9	99.6	0.5	0.4	0.08	0.09	0.90	0.81	1.41							
02/11/2021	Thu	47.6	232	380	41.4	0.0	1.4	40.0	0.0	0.03	0.50	1.22	75.9	167.9	7.0	1.79	1.79	1.79	0.049																		
02/12/2021	Fri	47.1			44.1	0.0	1.7	42.4	0.0	0.03	0.03	0.00	76.1	176.8	7.3	1.79	1.79	1.79	0.049																		
02/13/2021	Sat	47.8			39.2	0.0	5.9	33.3	0.0	0.03	0.50	1.63	75.6	199.7	7.7	1.79	1.79	1.79	0.049																		
02/14/2021	Sun	48.1			51.8	0.0	1.3	50.5	0.0	0.03	0.28	0.10	75.2	194.5	7.8	1.79	1.79	1.79	0.049																		
02/15/2021	Mon	45.3			38.6	0.0	0.6	38.0	0.0	0.03	0.19	0.00	74.6	195.0	7.7	1.79	1.79	1.79	0.049																		
02/16/2021	Tue	41.5	313	414	45.1	0.0	12.0	33.1	0.0	0.03	0.23	0.01	76.0	198.2	6.6	1.79	1.79	1.79	0.049																		
02/17/2021	Wed	40.0			35.5	0.0	0.5	35.0	0.0	0.07	0.19	0.00	77.2	199.7	7.1	1.79	1.79	1.79	0.049	3.0	99.3	0.9	99.7	1.4	1.4	0.05	0.09	0.71	0.62	2.12							
02/18/2021	Thu	50.6			48.2	0.0	0.5	47.7	0.0	0.03	0.03	0.00	77.9	199.7	6.8	1.79	1.79	1.79	0.049																		
02/19/2021	Fri	37.9			46.8	0.0	0.7	46.1	0.0	0.03	0.05	0.00	77.8	199.8	7.4	1.79	1.79	1.79	0.049																		
02/20/2021	Sat	43.5			51.6	0.0	17.6	34.0	0.0	0.03	0.15	0.00	77.6	199.8	7.6	1.79	1.79	1.79	0.049																		
02/21/2021	Sun	46.8			31.1	0.0	9.7	21.4	0.0	0.04	0.17	0.00	77.0	199.8	7.6	1.79	1.79	1.79	0.049																		
02/22/2021	Mon	41.4			44.0	0.0	0.5	43.5	0.0	0.03	0.24	0.00	77.7	182.2	7.0	1.79	1.79	1.79	0.049																		
02/23/2021	Tue	43.0	267	460	49.4	0.0	17.5	31.9	0.0	0.03	0.19	0.00	76.9	177.7	7.4	1.79	1.79	1.79	0.049																		
02/24/2021	Wed	42.1			29.5	0.0	19.9	9.7	0.0	0.04	0.22	0.01	77.4	174.3	7.4	1.79	1.79	1.79	0.049	4.0	99.1	0.9	99.7	0.6	0.6	0.06	0.52	0.52	0.00	1.15							
02/25/2021	Thu	48.6			41.2	0.0	0.6	40.5	0.0	0.03	0.03	0.00	77.5	170.0	7.4	1.79	1.79	1.79	0.049																		
02/26/2021	Fri	45.6			44.0	0.0	0.4	43.6	0.0	0.03	0.03	0.00	77.8	190.1	7.8	1.79	1.79	1.79	0.049																		
02/27/2021	Sat	49.6			52.1	0.0	17.9	34.3	0.0	0.03	0.03	0.00	77.8	199.7	7.3	1.79	1.79	1.79	0.049																		
02/28/2021	Sun	47.3			39.0	0.0	20.6	18.4	0.0	0.03	0.21	0.00	77.9	199.7	7.1	1.79	1.79	1.79	0.049																		
TOTAL	1,238			1,197	0	147	1,050.3	0.0																													
MAX	50.7	313	460	52	0	21	50.5	0.0	0.07	0.50	2.24	77.9	199.8	7.8	1.79	1.79	1.79	0.150	4.0	99.4	0.9	99.7	1.4	1.4	0.08	2.16	2.67	0.81	3.23	4.9	1.5	700	111	177	0.25	0.29
AVG	44.2	270	400	43	0	5	37.5	0.0	0.03	0.21	0.40	76.1	187.6	7.3	1.79	1.79	1.79	0.055	3.3	99.2	0.9	99.7	0.8	0.7	0.06	0.72	1.20	0.49	1.98	4.9	1.5	700	111	177	0.25	0.29
MIN	36.0	232	347	29.5	0.0	0.4	9.7	0.0	0.03	0.03	0.00	71.7	145.2	6.6	1.79	1.79	1.79	0.049	2.0	98.9	0.9	99.6	0.5	0.4	0.05	0.09	0.52	0.00	1.15	4.9	1.5	700	111	177	0.25	0.29

KEY:	SE	Sample Error		AE	Analytical Error		NS	No Sample		PND	Results Pending		###	Range Limit 1 Exceeded		###	Range Limit 2 Exceeded																					

ATTACHMENT A: DAILY, WEEKLY, & MONTHLY INFLUENT & EFFLUENT DATA

		INFLUENT			EFFLUENT																																	
		DAILY	WEEKLY		DAILY															WEEKLY										MONTHLY								
		Q Total Influent	TSS	BOD	Q Total Effluent	Q Lower Reuse	Q Upper Reuse	Q Injection	Q Percolation	Turbidity Avg	Turbidity Max	Turbidity > 0.2	UVT	UV Dose	pH	Total Coliform	Total Coliform	Fecal Coliform	Resid Cl2	BOD	BOD Removal	TSS	TSS Removal	NOx-N	NO3-N	NO2-N	NH3-N	TKN	Organic-N	Total-N	Oil & Grease	Total-P	TDS	Sulfate	Chloride	Boron	MBAS
	Units	kgal	mg/L	mg/L	kgal	kgal	kgal	kgal	kgal	ntu	ntu	%	%	mJ/cm2	units	mpn	mpn	mpn	mg/L	mg/L	%	mg/L	%	mg/L	mg/L	mg/L	mpn	mg/L	mg/L	mg/L	mg/L	mg/L	mg/L	mg/L	mg/L	mg/L	mg/L	mg/L
	Limit 1	191			191				50	0.2	0.5	5	65	80	6.5		2.2			20	85	15	85	8	8	1					10		2,000	500	500	2	0.5
	Limit 2														8.5	23	7 day			30		40									15						
	Limit 3															240	med			45		45															
03/01/2021	Mon	41.5			42.0	0.0	0.4	41.6	0.0	0.0	0.1	0.0	78.6	199.2	7.5	1.8	1.8	1.8	0.0											4.9	0.2	612.0	107.0	175.0	0.4	0.1
03/02/2021	Tue	51.2	245.0	410.0	50.8	0.0	18.1	32.7	0.0	0.0	0.1	0.0	78.4	181.4	7.6	1.8	1.8	1.8	0.0																		
03/03/2021	Wed	45.2			47.3	0.0	0.3	47.0	0.0	0.04	0.24	0.00	77.4	196.8	7.6	1.79	1.79	1.79	0.049																		
03/04/2021	Thu	56.5			44.3	0.0	0.6	43.7	0.0	0.03	0.20	0.00	76.8	190.4	7.6	1.79	1.79	1.79	0.049																		
03/05/2021	Fri	50.4			57.3	0.0	17.8	39.5	0.0	0.04	0.03	0.00	78.1	179.0	7.4	1.79	1.79	1.79	0.049																		
03/06/2021	Sat	50.4			57.3	0.0	17.8	39.5	0.0	0.0	0.0	0.0	78.1	179.0	7.4	1.8	1.8	1.8	0.0																		
03/07/2021	Sun	48.1			37.0	0.0	19.9	17.1	0.0	0.1	0.0	0.0	78.6	178.0	7.5	1.8	1.8	7.8	0.0																		
03/08/2021	Mon	43.8	281	455	41.3	0.0	0.4	40.9	0.0	0.03	0.03	0.00	79.1	199.4	7.5	1.79	1.79	1.79	0.049																		
03/09/2021	Tue	44.4			52.2	0.0	0.4	51.8	0.0	0.03	0.18	0.00	78.2	190.8	7.4	1.79	1.79	1.79	0.049	2.0	99.6	0.9	99.7	1.6	1.6	0.05	0.09	1.01	0.92	2.64							
03/10/2021	Wed	49.4			46.9	0.0	10.8	36.1	0.0	0.03	0.03	0.00	77.9	174.8	7.9	1.79	1.79	1.79	0.049																		
03/11/2021	Thu	38.1			35.2	0.0	0.3	35.0	0.0	0.03	0.03	0.00	77.6	174.5	7.7	1.79	1.79	1.79	0.049																		
03/12/2021	Fri	41.2			33.3	0.0	0.3	33.1	0.0	0.03	0.03	0.00	78.7	181.2	7.4	1.79	1.79	1.79	0.049																		
03/13/2021	Sat	46.0			49.6	0.0	0.3	49.4	0.0	0.03	0.03	0.00	77.8	199.1	6.9	1.79	1.79	1.79	0.049																		
03/14/2021	Sun	43.0			57.1	0.0	22.2	34.9	0.0	0.03	0.03	0.00	77.5	197.9	7.6	1.79	1.79	1.79	0.049																		
03/15/2021	Mon	39.4	296	424	27.3	0.0	1.4	25.9	0.0	0.03	0.03	0.00	76.7	199.0	7.9	1.79	1.79	1.79	0.049																		
03/16/2021	Tue	42.2			39.0	0.0	0.3	38.8	0.0	0.03	0.03	0.00	76.2	198.5	7.1	1.79	1.79	1.79	0.049	1.9	99.6	2.0	99.3	2.0	1.9	0.05	0.48	1.31	0.83	3.30							
03/17/2021	Wed	42.0			44.9	0.0	21.7	23.2	0.0	0.03	0.03	0.00	76.2	198.6	7.0	1.79	1.79	1.79	0.049																		
03/18/2021	Thu	41.0			27.4	0.0	5.7	21.8	0.0	0.03	0.03	0.00	76.1	199.3	7.8	1.79	1.79	1.79	0.049																		
03/19/2021	Fri	46.7			43.9	0.0	0.3	43.7	0.0	0.03	0.03	0.00	76.9	199.8	7.3	1.79	1.79	1.79	0.049																		
03/20/2021	Sat	50.2			46.7	0.0	0.3	46.5	0.0	0.03	0.03	0.00	77.3	199.8	7.6	1.79	1.79	1.79	0.049																		
03/21/2021	Sun	50.2			54.8	0.0	17.4	37.4	0.0	0.03	0.03	0.00	77.5	199.8	7.4	1.79	1.79	1.79	0.049																		
03/22/2021	Mon	43.7			54.8	0.0	17.4	37.4	0.0	0.0	0.0	0.0	77.5	199.8	7.4	1.8	1.8	1.8	0.0																		
03/23/2021	Tue	45.2	186.0	445.0	31.1	0.0	14.8	16.3	0.0	0.0	0.0	0.0	76.8	199.8	7.4	1.8	1.8	1.8	0.0																		
03/24/2021	Wed	42.7			48.6	0.0	17.6	31.0	0.0	0.0	0.0	0.0	75.9	199.8	7.7	1.8	1.8	1.8	0.0	2.0	99.6	0.9	99.5	1.1	1.1	0.0	0.1	1.5	1.4	2.7							
03/25/2021	Thu	44.7			30.4	0.0	20.1	10.2	0.0	0.0	0.0	0.0	74.9	199.8	7.5	1.8	1.8	1.8	0.0																		
03/26/2021	Fri	47.0			44.8	0.0	0.3	44.5	0.0	0.0	0.0	0.0	74.6	199.8	7.4	1.8	1.8	1.8	0.0																		
03/27/2021	Sat	47.2			41.3	0.0	0.3	41.1	0.0	0.0	0.0	0.0	74.5	199.8	7.4	1.8	1.8	1.8	0.0																		
03/28/2021	Sun	49.7			56.4	0.0	17.6	38.8	0.0	0.0	0.0	0.0	74.9	199.8	7.6	1.8	1.8	1.8	0.1																		
03/29/2021	Mon	45.0			33.6	0.0	24.0	9.6	0.0	0.0	0.2	0.0	75.6	199.0	7.7	1.8	1.8	1.8	0.0																		
03/30/2021	Tue	44.7	597.0	619.0	42.1	0.0	0.6	41.6	0.0	0.0	0.0	0.0	75.6	199.8	7.8	1.8	1.8	1.8	0.1																		
03/31/2021	Wed	50.9			50.6	0.0	17.9	32.7	0.0	0.0	0.0	0.0	75.4	199.6	7.6	1.8	1.8	1.8	0.0	6.0	99.0	0.9	99.8	0.6	0.5	0.0	0.1	0.9	0.9	1.5							
TOTAL		1,421.7			1,369.5	0.0	287.0	1,082.4	0.0																													
MAX		56.5	597	619	57.3	0.0	24.0	51.8	0.0	0.05	0.24	0.01	79.1	199.8	7.9	1.79	1.79	7.79	0.060	6.0	99.6	2.0	99.8	2.0	1.9	0.05	0.48	1.51	1.42	3.30	4.9	0.2	612	107	175	0.36	0.08
AVG		45.9	321	471	44.2	0.0	9.3	34.9	0.0	0.03	0.06	0.00	77.0	194.0	7.5	1.79	1.79	1.98	0.049	3.0	99.4	1.2	99.6	1.3	1.3	0.05	0.19	1.19	1.01	2.53	4.9	0.2	612	107	175	0.36	0.08
MIN		38.1	186	410	27.3	0.0	0.3	9.6	0.0	0.03	0.03	0.00	74.5	174.5	6.9	1.79	1.79	1.79	0.049	1.9	99.0	0.9	99.3	0.6	0.5	0.05	0.09	0.94	0.83	1.51	4.9	0.2	612	107	175	0.36	0.08

KEY:

SE	Sample Error
AE	Analytical Error
NS	No Sample
PND	Results Pending
###	Range Limit 1 Exceeded
###	Range Limit 2 Exceeded

ATTACHMENT A: DAILY, WEEKLY, & MONTHLY INFLUENT & EFFLUENT DATA

	INFLUENT			EFFLUENT																																	
	DAILY	WEEKLY		DAILY																WEEKLY											MONTHLY							
	Q Total Influent	TSS	BOD	Q Total Effluent	Q Lower Reuse	Q Upper Reuse	Q Injection	Q Percolation	Turbidity Avg	Turbidity Max	Turbidity > 0.2	UVT	UV Dose	pH	Total Coliform	Total Coliform	Fecal Coliform	Resid Cl2	BOD	BOD Removal	TSS	TSS Removal	NOx-N	NO3-N	NO2-N	NH3-N	TKN	Organic-N	Total-N	Oil & Grease	Total-P	TDS	Sulfate	Chloride	Boron	MBAS
Units	kgal	mg/L	mg/L	kgal	kgal	kgal	kgal	kgal	ntu	ntu	%	%	mJ/cm2	units	mpn	mpn	mpn	mg/L	mg/L	%	mg/L	%	mg/L	mg/L	mg/L	mpn	mg/L	mg/L	mg/L	mg/L	mg/L	mg/L	mg/L	mg/L	mg/L	mg/L	mg/L
Limit 1	191			191				50	0.2	0.5	5	65	80	6.5		2.2			20	85	15	85	8	8	1				10		2,000	500	500	2	0.5
Limit 2														8.5	23	7 day			30		40								15							
Limit 3															240	med			45		45															
04/01/2021	Thu	65.8			48.8	0.0	25.6	23.2	0.0	0.03	0.03	0.00	76.4	192.9	7.5	1.79	1.79	1.79	0.060											4.9	1.9	612	117	169	0.30	0.08
04/02/2021	Fri	55.9			54.5	0.0	0.3	54.3	0.0	0.03	0.03	0.00	77.5	198.7	7.4	1.79	1.79	1.79	0.060																		
04/03/2021	Sat	55.6			54.1	0.0	0.3	53.8	0.0	0.03	0.03	0.00	77.3	199.8	7.7	1.79	1.79	1.79	0.049																		
04/04/2021	Sun	49.9			61.2	0.0	18.0	43.2	0.0	0.10	0.03	0.00	77.5	199.8	7.5	1.79	1.79	1.79	0.049																		
04/05/2021	Mon	47.7			31.7	0.0	20.0	11.6	0.0	0.03	0.10	0.01	76.4	199.4	7.4	1.79	1.79	1.79	0.049																		
04/06/2021	Tue	45.4	315	508	52.7	0.0	17.6	35.1	0.0	0.06	0.03	0.00	75.3	199.3	7.5	1.79	1.79	1.79	0.049																		
04/07/2021	Wed	49.4			31.7	0.0	18.3	13.4	0.0	0.03	0.06	0.00	74.4	199.8	7.3	1.79	1.79	1.79	0.049	4.0	99.2	0.9	99.7	0.1	0.1	0.05	0.09	1.03	0.94	1.13							
04/08/2021	Thu	59.4			55.8	0.0	18.3	37.5	0.0	0.03	0.03	0.00	74.3	196.4	7.5	1.79	1.79	1.79	0.049																		
04/09/2021	Fri	50.7			45.7	0.0	10.9	34.8	0.0	0.03	0.03	0.00	74.1	172.5	8.0	1.79	1.79	1.79	0.049																		
04/10/2021	Sat	55.3			47.2	0.0	0.3	47.0	0.0	0.03	0.03	0.00	72.1	169.7	7.9	1.79	1.79	1.79	0.049																		
04/11/2021	Sun	53.0			58.2	0.0	18.0	40.2	0.0	0.04	0.03	0.00	71.3	141.8	7.5	1.79	1.79	1.79	0.049																		
04/12/2021	Mon	47.6			39.6	0.0	10.5	29.0	0.0	0.03	0.04	0.01	72.6	135.1	7.2	1.79	1.79	1.79	0.049																		
04/13/2021	Tue	42.3	173	381	56.2	0.0	17.8	38.3	0.0	0.03	0.03	0.01	74.3	182.3	7.3	1.79	1.79	1.79	0.049																		
04/14/2021	Wed	42.4			29.2	0.0	9.0	20.2	0.0	0.03	0.03	0.00	73.0	183.3	7.3	1.79	1.79	1.79	0.050	3.0	99.2	0.9	99.5	0.1	0.1	0.05	0.09	1.18	1.09	1.30							
04/15/2021	Thu	45.7			44.9	0.0	18.2	26.7	0.0	0.03	0.03	0.00	71.9	166.3	7.6	1.79	1.79	1.79	0.060																		
04/16/2021	Fri	49.3			36.9	0.0	8.7	28.2	0.0	0.03	0.03	0.00	70.6	152.7	6.8	1.79	1.79	1.79	0.049																		
04/17/2021	Sat	60.6			51.7	0.0	0.2	51.5	0.0	0.03	0.03	0.00	69.9	167.7	7.5	1.79	1.79	1.79	0.049																		
04/18/2021	Sun	59.9			64.2	0.0	18.0	46.3	0.0	0.04	0.03	0.00	69.8	156.0	7.6	1.79	1.79	1.79	0.049																		
04/19/2021	Mon	51.3			36.8	0.0	12.1	24.7	0.0	0.04	0.27	0.01	69.8	128.3	7.3	1.79	1.79	1.79	0.060																		
04/20/2021	Tue	45.1	263	531	59.0	0.0	17.5	41.5	0.0	0.03	0.26	0.01	68.2	103.5	7.7	1.79	1.79	1.79	0.080																		
04/21/2021	Wed	53.8			33.7	0.0	18.1	15.5	0.0	0.04	0.18	0.00	69.9	104.6	7.6	1.79	1.79	1.79	0.240	3.0	99.4	0.9	99.7	0.1	0.0	0.05	0.11	0.69	0.58	0.79	4.9	1.9	612	117	169	0.30	0.08
04/22/2021	Thu	47.0			65.7	0.0	18.5	47.1	0.0	0.03	0.04	0.00	76.2	120.5	7.4	1.79	1.79	1.79	0.080																		
04/23/2021	Fri	48.3			35.1	0.0	15.4	19.7	0.0	0.03	0.04	0.00	75.5	145.6	7.5	1.79	1.79	1.79	0.060																		
04/24/2021	Sat	53.0			45.9	0.0	0.2	45.7	0.0	0.03	0.03	0.00	75.3	126.6	7.4	1.79	1.79	1.79	0.049																		
04/25/2021	Sun	51.1			55.5	0.0	17.9	37.6	0.0	0.03	0.03	0.00	75.1	107.3	7.4	1.79	1.79	1.79	0.049																		
04/26/2021	Mon	45.4			36.3	0.0	11.1	25.2	0.0	0.08	0.04	0.00	75.2	106.4	7.6	1.79	1.79	1.79	0.049																		
04/27/2021	Tue	45.9	266	570	45.5	0.0	19.2	26.3	0.0	0.12	0.24	0.01	74.0	163.4	8.0	1.79	1.79	1.79	0.049																		
04/28/2021	Wed	47.1			37.5	0.0	8.4	29.2	0.0	0.03	0.18	0.00	74.7	179.6	7.6	1.79	1.79	1.79	0.110	3.0	99.5	0.9	99.7	1.8	1.8	0.05	0.09	1.25	1.16	3.10							
04/29/2021	Thu	52.3			54.4	0.0	20.4	34.0	0.0	0.03	0.04	0.00	75.1	170.0	7.0	1.79	1.79	1.79	0.080																		
04/30/2021	Fri	53.9			44.6	0.0	15.8	14.4	0.0	0.03	0.04	0.00	74.1	151.5	6.9	1.79	1.79	1.79	0.049																		
TOTAL	1,530			1,414	0	404	995	0																													
MAX	65.8	315	570	65.7	0.0	25.6	54.3	0.0	0.12	0.27	0.01	77.5	199.8	8.0	1.79	1.79	1.79	0.240	4.0	99.5	0.9	99.7	1.8	1.8	0.05	0.11	1.25	1.16	3.10	4.9	1.9	612	117	169	0.30	0.08
AVG	51.0	254	498	47.1	0.0	13.5	33.2	0.0	0.04	0.07	0.00	73.7	160.7	7.5	1.79	1.79	1.79	0.062	3.3	99.3	0.9	99.6	0.5	0.5	0.05	0.10	1.04	0.94	1.58	4.9	1.9	612	117	169	0.30	0.08
MIN	42.3	173	381	29.2	0.0	0.2	11.6	0.0	0.03	0.03	0.00	68.2	103.5	6.8	1.79	1.79	1.79	0.049	3.0	99.2	0.9	99.5	0.1	0.0	0.05	0.09	0.69	0.58	0.79	4.9	1.9	612	117	169	0.30	0.08

KEY:

SE	Sample Error
AE	Analytical Error
NS	No Sample
PND	Results Pending
###	Range Limit 1 Exceeded
###	Range Limit 2 Exceeded

ATTACHMENT A: DAILY, WEEKLY, & MONTHLY INFLUENT & EFFLUENT DATA

	INFLUENT			EFFLUENT																																	
	DAILY	WEEKLY		DAILY																	WEEKLY											MONTHLY						
	Q Total Influent	TSS	BOD	Q Total Effluent	Q Lower Reuse	Q Upper Reuse	Q Injection	Q Percolation	Turbidity Avg	Turbidity Max	Turbidity > 0.2	UVT	UV Dose	pH	Total Coliform	Total Coliform	Fecal Coliform	Resid Cl2	BOD	BOD Removal	TSS	TSS Removal	NOx-N	NO3-N	NO2-N	NH3-N	TKN	Organic-N	Total-N	Oil & Grease	Total-P	TDS	Sulfate	Chloride	Boron	MBAS
Units	kgal	mg/L	mg/L	kgal	kgal	kgal	kgal	kgal	ntu	ntu	%	%	mJ/cm2	units	mpn	mpn	mpn	mg/L	mg/L	%	mg/L	%	mg/L	mg/L	mg/L	mpn	mg/L	mg/L	mg/L	mg/L	mg/L	mg/L	mg/L	mg/L	mg/L	mg/L	mg/L
Limit 1	191			191				50	0.2	0.5	5	65	80	6.5		2.2			20	85	15	85	8	8	1					10		2,000	500	500	2	0.5
Limit 2														8.5	23	7 day			30		40									15						
Limit 3															240	med			45		45																
05/01/2021	Sat	54.5			266.8	0.0	215.0	51.8	0.0	0.03	0.03	0.00	73.1	129.9	7.4	1.79	1.79	1.79	0.070																			
05/02/2021	Sun	51.7			59.3	0.0	17.6	41.7	0.0	0.05	0.29	0.06	72.5	117.5	7.3	1.79	1.79	1.79	0.150																			
05/03/2021	Mon	58.4			41.2	0.0	21.6	19.6	0.0	0.07	0.29	0.01	72.5	115.6	7.5	1.79	1.79	1.79	0.070																			
05/04/2021	Tue	46.5	453	170	62.1	0.0	18.0	44.1	0.0	0.05	0.26	0.01	78.5	128.4	7.5	1.79	1.79	1.79	0.049																			
05/05/2021	Wed	47.7			22.3	0.0	22.2	0.1	0.0	0.03	0.13	0.00	78.2	122.3	7.5	1.79	1.79	1.79	0.060	3.0	98.2	0.9	99.8	0.4	0.3	0.05	0.09	1.15	1.06	1.52							
05/06/2021	Thu	49.2			42.4	0.0	19.0	23.4	0.0	0.09	0.22	0.01	77.5	139.9	7.5	1.79	1.79	1.79	0.060																			
05/07/2021	Fri	52.9			41.0	0.0	18.4	22.6	0.0	0.04	0.11	0.00	78.5	121.7	7.5	1.79	1.79	1.79	0.120																			
05/08/2021	Sat	61.4			54.6	0.0	5.6	49.0	0.0	0.07	0.14	0.00	78.3	143.0	7.4	1.79	1.79	1.79	0.100																			
05/09/2021	Sun	58.1			64.4	0.0	17.8	46.6	0.0	0.13	0.22	0.01	78.1	133.5	7.9	1.79	1.79	1.79	0.160																			
05/10/2021	Mon	45.2			43.6	0.0	15.9	27.7	0.0	0.06	0.22	0.00	78.1	116.7	7.7	1.79	1.79	1.79	0.090																			
05/11/2021	Tue	42.3	262	530	48.3	0.0	23.5	24.8	0.0	0.06	0.22	0.01	77.4	125.7	7.6	1.79	1.79	1.79	0.070																			
05/12/2021	Wed	47.8			31.8	0.0	17.8	14.0	0.0	0.06	0.13	0.00	75.7	123.4	8.0	1.79	1.79	1.79	0.110	3.0	99.4	0.9	99.7	1.6	1.6	0.05	0.09	0.69	0.60	2.32							
05/13/2021	Thu	59.8			56.0	0.0	19.4	36.6	0.0	0.07	0.32	0.02	75.1	109.2	7.7	1.79	1.79	1.79	0.120																			
05/14/2021	Fri	57.8			50.3	0.0	11.7	38.6	0.0	0.05	0.20	0.00	74.9	114.2	8.1	1.79	1.79	1.79	0.049																			
05/15/2021	Sat	64.5			527.2	0.0	475.0	52.2	0.0	0.03	0.03	0.00	77.9	113.0	7.5	1.79	1.79	1.79	0.100																			
05/16/2021	Sun	57.6			65.2	0.0	18.1	47.1	0.0	0.03	0.04	0.00	78.9	122.5	7.5	1.79	1.79	1.79	0.180																			
05/17/2021	Mon	51.6			38.2	0.0	13.8	24.4	0.0	0.02	0.22	0.01	78.6	114.9	7.0	1.79	1.79	1.79	0.190																			
05/18/2021	Tue	52.9	248	435	61.9	0.0	24.3	37.6	0.0	0.03	0.07	0.00	76.3	134.1	6.8	1.79	1.79	1.79	0.130																			
05/19/2021	Wed	64.0			49.3	0.0	12.6	36.7	0.0	0.17	0.35	0.02	75.1	147.2	7.2	1.79	1.79	1.79	0.100	3.0	99.3	0.9	99.6	1.8	1.8	0.05	0.09	0.67	0.58	2.49							
05/20/2021	Thu	59.0			73.9	0.0	23.4	50.5	0.0	0.03	0.04	0.00	77.7	176.4	7.2	1.79	1.79	1.79	0.160																			
05/21/2021	Fri	60.7			39.0	0.0	11.0	28.0	0.0	0.03	0.03	0.00	79.4	140.3	7.2	1.79	1.79	1.79	0.049																			
05/22/2021	Sat	66.4			264.3	0.0	208.0	56.3	0.0	0.03	0.03	0.00	77.8	104.9	7.5	1.79	1.79	1.79	0.210																			
05/23/2021	Sun	61.4			70.0	0.0	17.8	52.2	0.0	0.03	0.09	0.00	76.0	92.1	7.8	1.79	1.79	1.79	0.280																			
05/24/2021	Mon	55.4			42.8	0.0	13.6	29.2	0.0	0.07	0.23	0.01	76.4	109.0	7.1	1.79	1.79	1.79	0.140																			
05/25/2021	Tue	48.9	200	525	63.1	0.0	28.5	34.6	0.0	0.05	0.28	0.01	78.5	120.0	7.6	1.79	1.79	1.79	0.090																			
05/26/2021	Wed	65.2			46.8	0.0	19.7	27.1	0.0	0.03	0.27	0.01	76.4	152.7	7.6	1.79	1.79	1.79	0.060	2.0	99.6	0.9	99.6	0.5	0.5	0.05	0.18	0.67	0.49	1.17							
05/27/2021	Thu	51.8			59.2	0.0	17.8	41.4	0.0	0.03	0.33	0.02	75.6	124.6	7.6	1.79	1.79	1.79	0.070																			
05/28/2021	Fri	70.7			41.8	0.0	17.5	24.3	0.0	0.04	0.06	0.00	73.7	130.3	7.4	1.79	1.79	1.79	0.060																			
05/29/2021	Sat	58.0			62.9	0.0	0.2	62.7	0.0	0.03	0.06	0.00	73.1	131.6	7.4	1.79	1.79	1.79	0.049																			
05/30/2021	Sun	58.6			51.5	0.0	17.6	33.9	0.0	0.08	0.18	0.00	72.2	143.9	7.2	1.79	1.79	1.79	0.130																			
05/31/2021	Mon	56.4			38.6	0.0	13.2	25.4	0.0	0.06	0.28	0.01	73.0	137.3	7.2	1.79	1.79	1.79	0.050																			
TOTAL	1,736			2,480	0	1,376	1,104	0																													
MAX	70.7	453	530	527.2	0.0	475.0	62.7	0.0	0.17	0.35	0.06	79.4	176.4	8.1	1.79	1.79	1.79	0.280	3.0	99.6	0.9	99.8	1.8	1.8	0.05	0.18	1.15	1.06	2.49	4.9	0.8	672	107	178	0.29	0.21
AVG	56.0	291	415	80.0	0.0	44.4	35.6	0.0	0.05	0.17	0.01	76.3	127.0	7.5	1.79	1.79	1.79	0.107	2.8	99.1	0.9	99.7	1.1	1.0	0.05	0.11	0.80	0.68	1.87	4.9	0.8	672	107	178	0.29	0.21
MIN	42.3	200	170	22.3	0.0	0.2	0.1	0.0	0.02	0.03	0.00	72.2	92.1	6.8	1.79	1.79	1.79	0.049	2.0	98.2	0.9	99.6	0.4	0.3	0.05	0.09	0.67	0.49	1.17	4.9	0.8	672	107	178	0.29	0.21

KEY:

SE	Sample Error
AE	Analytical Error
NS	No Sample
PND	Results Pending
###	Range Limit 1 Exceeded
###	Range Limit 2 Exceeded

ATTACHMENT A: DAILY, WEEKLY, & MONTHLY INFLUENT & EFFLUENT DATA

	INFLUENT			EFFLUENT																																	
	DAILY	WEEKLY		DAILY																WEEKLY											MONTHLY							
	Q Total Influent	TSS	BOD	Q Total Effluent	Q Lower Reuse	Q Upper Reuse	Q Injection	Q Percolation	Turbidity Avg	Turbidity Max	Turbidity > 0.2	UVT	UV Dose	pH	Total Coliform	Total Coliform	Fecal Coliform	Resid Cl2	BOD	BOD Removal	TSS	TSS Removal	NOx-N	NO3-N	NO2-N	NH3-N	TKN	Organic-N	Total-N	Oil & Grease	Total-P	TDS	Sulfate	Chloride	Boron	MBAS	
Units	kgal	mg/L	mg/L	kgal	kgal	kgal	kgal	kgal	ntu	ntu	%	%	mJ/cm2	units	mpn	mpn	mpn	mg/L	mg/L	%	mg/L	%	mg/L	mg/L	mg/L	mpn	mg/L	mg/L	mg/L	mg/L	mg/L	mg/L	mg/L	mg/L	mg/L	mg/L	
Limit 1	191			191				50	0.2	0.5	5	65	80	6.5		2.2			20	85	15	85	8	8	1				10		2,000	500	500	2	0.5	
Limit 2														8.5	23	7 day			30		40								15							
Limit 3															240	med			45		45															
06/01/2021	Tue	50.0	114	573	59.5	0.0	23.9	35.6	0.0	0.05	0.29	0.02	74.7	136.4	7.8	1.79	1.79	1.79	0.090																		
06/02/2021	Wed	50.2			40.3	0.0	11.1	29.2	0.0	0.03	0.03	0.00	73.5	131.9	7.7	1.79	1.79	1.79	0.080	3.0	99.5	0.9	99.2	0.2	0.2	0.05	0.09	0.65	0.56	0.86								
06/03/2021	Thu	60.2			59.2	0.0	20.3	38.9	0.0	0.03	0.04	0.00	72.8	110.0	7.6	1.79	1.79	1.79	0.170																		
06/04/2021	Fri	53.4			41.2	0.0	6.2	35.0	0.0	0.03	0.03	0.00	72.8	117.6	7.4	1.79	1.79	1.79	0.140																		
06/05/2021	Sat	56.5			43.8	0.0	6.3	37.5	0.0	0.03	0.05	0.00	73.8	119.9	7.6	1.79	1.79	1.79	0.049																		
06/06/2021	Sun	56.5			56.6	0.0	17.4	39.2	0.0	0.03	0.12	0.00	73.8	113.9	7.2	1.79	1.79	1.79	0.049																		
06/07/2021	Mon	47.5			39.4	0.0	8.9	30.5	0.0	0.06	0.23	0.01	74.0	109.7	6.9	1.79	1.79	1.79	0.180																		
06/08/2021	Tue	53.4	241	365	43.4	0.0	18.9	24.5	0.0	0.03	0.17	0.00	73.6	136.7	6.8	1.79	1.79	1.79	0.060																		
06/09/2021	Wed	49.8			47.2	0.0	9.9	37.3	0.0	0.03	0.17	0.00	73.5	127.5	7.5	1.79	1.79	1.79	0.090	8.0	97.8	0.9	99.6	0.7	0.6	0.05	0.09	0.23	0.14	0.90								
06/10/2021	Thu	53.6			62.0	0.0	25.3	36.7	0.0	0.03	0.04	0.00	76.8	127.1	7.0	1.79	1.79	1.79	0.100																		
06/11/2021	Fri	69.3			48.5	0.0	15.3	33.2	0.0	0.03	0.04	0.00	77.2	133.8	7.4	1.79	1.79	1.79	0.180																4.9	2.4	708	105	177	0.33	0.31
06/12/2021	Sat	58.5			57.8	0.0	0.3	57.5	0.0	0.03	0.04	0.00	77.7	119.9	7.5	1.79	1.79	1.79	0.100																		
06/13/2021	Sun	63.7			65.0	0.0	18.8	46.2	0.0	0.03	0.04	0.00	77.7	112.9	7.2	1.79	1.79	1.79	0.110																		
06/14/2021	Mon	53.8			41.9	0.0	18.7	23.2	0.0	0.06	0.29	0.04	78.7	115.9	6.7	1.79	1.79	1.79	0.100																		
06/15/2021	Tue	54.4	300	413	60.3	0.0	26.4	33.9	0.0	0.03	0.27	0.02	79.4	127.4	7.6	1.79	1.79	1.79	0.080																		
06/16/2021	Wed	52.6			39.0	0.0	22.7	16.3	0.0	0.03	0.03	0.00	78.4	104.0	7.6	1.79	1.79	1.79	0.320	3.0	99.3	1.0	99.7	1.3	1.2	0.05	0.09	1.09	1.00	2.38								
06/17/2021	Thu	73.6			61.5	0.0	18.4	43.1	0.0	0.03	0.21	0.01	77.2	115.3	7.6	1.79	1.79	1.79	0.050																		
06/18/2021	Fri	59.2			62.9	0.0	22.8	40.1	0.0	0.03	0.03	0.00	78.2	107.5	7.5	1.79	1.79	1.79	0.270																		
06/19/2021	Sat	61.3			55.4	0.0	0.2	55.2	0.0	0.03	0.03	0.00	77.3	98.1	7.5	1.79	1.79	1.79	0.200																		
06/20/2021	Sun	64.1			66.8	0.0	21.0	45.8	0.0	0.03	0.03	0.00	76.7	108.6	7.0	1.79	1.79	1.79	0.180																		
06/21/2021	Mon	55.2			49.2	0.0	14.5	34.7	0.0	0.03	0.24	0.01	75.6	112.9	7.4	1.79	1.79	1.79	0.130																		
06/22/2021	Tue	52.9	304	614	57.9	0.0	17.7	40.2	0.0	0.03	0.24	0.01	74.8	108.7	7.3	1.79	1.79	1.79	0.120																		
06/23/2021	Wed	53.2			37.0	0.0	17.3	19.7	0.0	0.03	0.03	0.00	75.0	112.3	7.6	1.79	1.79	1.79	0.130	3.0	99.5	0.9	99.7	0.9	0.9	0.05	0.09	0.37	0.28	1.28								
06/24/2021	Thu	65.6			67.8	0.0	18.7	49.1	0.0	0.03	0.03	0.00	78.5	112.7	7.5	1.79	1.79	1.79	0.120																		
06/25/2021	Fri	58.6			45.0	0.0	12.2	32.8	0.0	0.03	0.04	0.00	79.5	114.8	7.7	1.79	1.79	1.79	0.160																		
06/26/2021	Sat	64.1			49.2	0.0	4.3	44.9	0.0	0.03	0.03	0.00	79.5	134.8	7.5	1.79	1.79	1.79	0.090																		
06/27/2021	Sun	61.4			56.2	0.0	17.8	38.4	0.0	0.03	0.03	0.00	79.8	146.4	7.2	1.79	1.79	1.79	0.049																		
06/28/2021	Mon	54.7			51.4	0.0	19.9	31.5	0.0	0.03	0.27	0.01	79.8	128.7	7.3	1.79	1.79	1.79	0.050																		
06/29/2021	Tue	50.8	262	539	60.3	0.0	21.6	38.7	0.0	0.03	0.25	0.01	78.8	124.3	7.3	1.79	1.79	1.79	0.140																		
06/30/2021	Wed	55.0			42.4	0.0	17.3	25.1	0.0	0.03	0.04	0.00	77.5	110.8	7.1	1.79	1.79	1.79	0.110	3.0	99.4	0.9	99.7	0.6	0.6	0.05	0.09	0.48	0.39	1.10								
TOTAL	1,713			1,568	0	474	1,094	0																													
MAX	73.6	304	614	67.8	0.0	26.4	57.5	0.0	0.06	0.29	0.04	79.8	146.4	7.8	1.79	1.79	1.79	0.320	8.0	99.5	1.0	99.7	1.3	1.2	0.05	0.09	1.09	1.00	2.38	4.9	2.4	708	105	177	0.33	0.31
AVG	57.1	244	501	52.3	0.0	15.8	36.5	0.0	0.03	0.11	0.00	76.6	119.3	7.4	1.79	1.79	1.79	0.123	4.0	99.1	0.9	99.6	0.7	0.7	0.05	0.09	0.56	0.47	1.30	4.9	2.4	708	105	177	0.33	0.31
MIN	47.5	114	365	37.0	0.0	0.2	16.3	0.0	0.03	0.03	0.00	72.8	98.1	6.7	1.79	1.79	1.79	0.049	3.0	97.8	0.9	99.2	0.2	0.2	0.05	0.09	0.23	0.14	0.86	4.9	2.4	708	105	177	0.33	0.31

KEY:	SE	Sample Error	AE	Analytical Error	NS	No Sample	PND	Results Pending

###	Range Limit 1 Exceeded	###	Range Limit 2 Exceeded

ATTACHMENT A: DAILY, WEEKLY, & MONTHLY INFLUENT & EFFLUENT DATA

	INFLUENT			EFFLUENT																																	
	DAILY	WEEKLY		DAILY																WEEKLY											MONTHLY							
	Q Total Influent	TSS	BOD	Q Total Effluent	Q Lower Reuse	Q Upper Reuse	Q Injection	Q Percolation	Turbidity Avg	Turbidity Max	Turbidity > 0.2	UVT	UV Dose	pH	Total Coliform	Total Coliform	Fecal Coliform	Resid Cl2	BOD	BOD Removal	TSS	TSS Removal	NOx-N	NO3-N	NO2-N	NH3-N	TKN	Organic-N	Total-N	Oil & Grease	Total-P	TDS	Sulfate	Chloride	Boron	MBAS
Units	kgal	mg/L	mg/L	kgal	kgal	kgal	kgal	kgal	ntu	ntu	%	%	mJ/cm2	units	mpn	mpn	mpn	mg/L	mg/L	%	mg/L	%	mg/L	mg/L	mg/L	mpn	mg/L	mg/L	mg/L	mg/L	mg/L	mg/L	mg/L	mg/L	mg/L	mg/L	mg/L
Limit 1	191			191				50	0.2	0.5	5	65	80	6.5		2.2			20	85	15	85	8	8	1					10		2,000	500	500	2	0.5
Limit 2														8.5	23	7 day			30		40									15						
Limit 3															240	med			45		45																
07/01/2021	Thu	58.6			56.4	0.0	18.7	37.7	0.0	0.03	0.23	0.01	76.7	113.4	7.5	1.79	1.79	1.79	0.049																			
07/02/2021	Fri	63.5			48.5	0.0	25.8	22.7	0.0	0.03	0.11	0.00	76.0	110.0	7.5	1.79	1.79	1.79	0.049																			
07/03/2021	Sat	66.5			64.4	0.0	1.8	62.6	0.0	0.03	0.23	0.01	74.1	110.8	7.5	1.79	1.79	1.79	0.049																			
07/04/2021	Sun	55.9			73.6	0.0	17.9	55.7	0.0	0.03	0.03	0.00	74.5	117.1	7.1	1.79	1.79	1.79	0.049																			
07/05/2021	Mon	59.7			35.8	0.0	23.0	12.8	0.0	0.05	0.29	0.03	74.4	130.7	7.3	1.79	1.79	1.79	0.049																			
07/06/2021	Tue	55.7	271	562	65.3	0.0	17.8	47.5	0.0	0.03	0.28	0.01	74.7	119.3	7.5	1.79	1.79	1.79	0.049																			
07/07/2021	Wed	66.8			49.8	0.0	20.7	29.1	0.0	0.03	0.31	0.02	74.4	115.7	7.7	1.79	1.79	1.79	0.049	1.9	99.7	0.9	99.7	0.1	0.0	0.10	0.09	0.71	0.62	0.86							
07/08/2021	Thu	54.0			66.4	0.0	23.5	42.9	0.0	0.03	0.03	0.00	75.3	104.6	7.8	1.79	1.79	1.79	0.060																			
07/09/2021	Fri	57.2			43.7	0.0	40.8	2.9	0.0	0.03	0.09	0.00	75.2	109.4	7.7	1.79	1.79	1.79	0.070																			
07/10/2021	Sat	64.3			47.5	0.0	17.0	30.5	0.0	0.03	0.23	0.01	77.7	108.0	7.7	1.79	1.79	1.79	0.100																			
07/11/2021	Sun	62.0			72.5	0.0	29.6	42.9	0.0	0.03	0.09	0.00	77.6	135.7	7.0	1.79	1.79	1.79	0.060																			
07/12/2021	Mon	56.5			44.0	0.0	21.4	22.6	0.0	0.05	0.24	0.02	77.5	123.6	7.5	1.79	1.79	1.79	0.070																	4.9	15.9	732	171	174	0.19	0.74
07/13/2021	Tue	56.1	152	465	70.4	0.0	27.0	43.4	0.0	0.04	0.28	0.01	77.5	126.6	7.7	1.79	1.79	1.79	0.050																			
07/14/2021	Wed	57.6			40.6	0.0	34.7	5.9	0.0	0.03	0.03	0.00	77.0	105.9	7.7	1.79	1.79	1.79	0.080	1.9	99.6	0.9	99.4	0.2	0.2	0.05	0.10	0.78	0.68	0.98							
07/15/2021	Thu	68.8			64.3	0.0	32.6	31.7	0.0	0.03	0.03	0.00	77.1	113.8	7.8	1.79	1.79	1.79	0.130																			
07/16/2021	Fri	62.8			63.2	0.0	27.8	35.4	0.0	0.03	0.03	0.00	78.0	122.4	7.8	1.79	1.79	1.79	0.120																			
07/17/2021	Sat	65.6			44.2	0.0	24.0	20.2	0.0	0.03	0.08	0.00	77.6	113.9	7.7	1.79	1.79	1.79	0.060																			
07/18/2021	Sun	63.0			62.3	0.0	26.1	36.2	0.0	0.03	0.22	0.02	77.1	106.4	7.7	1.79	1.79	1.79	0.160																			
07/19/2021	Mon	62.1			53.7	0.0	20.2	33.5	0.0	0.13	0.29	0.02	76.3	116.5	7.2	1.79	1.79	1.79	0.080																			
07/20/2021	Tue	58.8	242	450	66.4	0.0	24.1	42.3	0.0	0.10	0.22	0.01	74.7	116.2	7.2	1.79	1.79	1.79	0.120																			
07/21/2021	Wed	69.5			62.1	0.0	28.5	33.6	0.0	0.03	0.03	0.00	72.9	112.7	7.5	1.79	1.79	1.79	0.080	4.0	99.1	0.9	99.6	0.7	0.7	0.05	0.09	0.81	0.72	1.56							
07/22/2021	Thu	60.7			71.9	0.0	26.5	45.4	0.0	0.03	0.03	0.00	73.7	110.1	7.5	1.79	1.79	1.79	0.100																			
07/23/2021	Fri	64.1			46.1	0.0	35.0	11.1	0.0	0.03	0.03	0.00	75.9	106.8	7.9	1.79	1.79	1.79	0.180																			
07/24/2021	Sat	67.7			48.7	0.0	18.6	30.1	0.0	0.03	0.03	0.00	75.2	98.7	7.6	1.79	1.79	1.79	0.110																			
07/25/2021	Sun	67.4			67.5	0.0	26.9	40.6	0.0	0.03	0.21	0.01	74.6	100.0	7.6	1.79	1.79	1.79	0.090																			
07/26/2021	Mon	56.6			67.6	0.0	18.7	48.9	0.0	0.03	0.22	0.01	73.5	117.6	7.3	1.79	1.79	1.79	0.049																			
07/27/2021	Tue	62.8	260	439	64.6	0.0	22.9	41.7	0.0	0.03	0.04	0.00	72.6	117.6	7.9	1.79	1.79	1.79	0.100																			
07/28/2021	Wed	63.2			53.1	0.0	17.6	35.5	0.0	0.03	0.04	0.00	72.9	124.5	7.3	1.79	1.79	1.79	0.070	2.0	99.5	0.9	99.7	0.7	0.6	0.05	0.09	1.31	1.22	1.99							
07/29/2021	Thu	70.7			70.8	0.0	28.5	42.3	0.0	0.03	0.03	0.00	73.4	125.0	7.3	1.79	1.79	1.79	0.100																			
07/30/2021	Fri	62.0			62.2	0.0	29.2	33.0	0.0	0.03	0.03	0.00	73.6	116.5	7.7	1.79	1.79	1.79	0.049																			
07/31/2021	Sat	66.7			44.1	0.0	14.1	30.1	0.0	0.03	0.04	0.00	72.7	96.9	7.5	1.79	1.79	1.79	0.070																			
TOTAL	1,927			1,791.6	0.0	740.8	1,050.8	0.0																													
MAX	70.7	271	562	73.6	0.0	40.8	62.6	0.0	0.13	0.31	0.03	78.0	135.7	7.9	1.79	1.79	1.79	0.180	4.0	99.7	0.9	99.7	0.7	0.7	0.10	0.10	1.31	1.22	1.99	4.9	15.9	732	171	174	0.19	0.74
AVG	62.2	231	479	57.8	0.0	23.9	33.9	0.0	0.04	0.13	0.01	75.3	114.4	7.5	1.79	1.79	1.79	0.081	2.5	99.5	0.9	99.6	0.4	0.4	0.06	0.09	0.90	0.81	1.35	4.9	15.9	732	171	174	0.19	0.74
MIN	54.0	152	439	35.8	0.0	1.8	2.9	0.0	0.03	0.03	0.00	72.6	96.9	7.0	1.79	1.79	1.79	0.049	1.9	99.1	0.9	99.4	0.1	0.0	0.05	0.09	0.71	0.62	0.86	4.9	15.9	732	171	174	0.19	0.74

KEY:								
SE	Sample Error	AE	Analytical Error	NS	No Sample	PND	Results Pending	###	Range Limit 1 Exceeded	###	Range Limit 2 Exceeded

ATTACHMENT A: DAILY, WEEKLY, & MONTHLY INFLUENT & EFFLUENT DATA

	INFLUENT			EFFLUENT																																	
	DAILY	WEEKLY		DAILY																WEEKLY											MONTHLY							
	Q Total Influent	TSS	BOD	Q Total Effluent	Q Lower Reuse	Q Upper Reuse	Q Injection	Q Percolation	Turbidity Avg	Turbidity Max	Turbidity > 0.2	UVT	UV Dose	pH	Total Coliform	Total Coliform	Fecal Coliform	Resid Cl2	BOD	BOD Removal	TSS	TSS Removal	NOx-N	NO3-N	NO2-N	NH3-N	TKN	Organic-N	Total-N	Oil & Grease	Total-P	TDS	Sulfate	Chloride	Boron	MBAS	
Units	kgal	mg/L	mg/L	kgal	kgal	kgal	kgal	kgal	ntu	ntu	%	%	mJ/cm2	units	mpn	mpn	mpn	mg/L	mg/L	%	mg/L	%	mg/L	mg/L	mg/L	mpn	mg/L	mg/L	mg/L	mg/L	mg/L	mg/L	mg/L	mg/L	mg/L	mg/L	
Limit 1	191			191				50	0.2	0.5	5	65	80	6.5		2.2			20	85	15	85	8	8	1				10		2,000	500	500	2	0.5	
Limit 2														8.5	23	7 day			30		40								15							
Limit 3															240	med			45		45															
08/01/2021	Sun	64.2			68.4	0.0	22.4	46.0	0.0	0.03	0.04	0.00	72.2	96.7	7.2	1.79	1.79	1.79	0.100																		
08/02/2021	Mon	60.2			50.0	0.0	14.8	35.2	0.0	0.03	0.24	0.01	74.9	115.2	7.4	1.79	1.79	1.79	0.049																		
08/03/2021	Tue	53.3	235	73	68.7	0.0	28.3	40.4	0.0	0.03	0.09	0.00	76.8	121.6	7.8	1.79	1.79	1.79	0.050																		
08/04/2021	Wed	55.5			40.2	0.0	17.1	23.1	0.0	0.03	0.03	0.00	75.7	97.8	8.0	1.79	1.79	1.79	0.080	6.0	91.8	0.9	99.6	0.3	0.3	0.05	0.09	0.76	0.67	1.06	4.9	0.3	812	223	192	0.28	0.19	
08/05/2021	Thu	57.7			63.7	0.0	22.6	41.0	0.0	0.03	0.03	0.00	75.2	97.5	7.5	1.79	1.79	1.79	0.070																		
08/06/2021	Fri	66.4			57.1	0.0	31.1	26.1	0.0	0.03	0.03	0.00	75.4	95.9	7.8	1.79	1.79	1.79	0.049																		
08/07/2021	Sat	67.3			57.1	0.0	19.1	38.0	0.0	0.03	0.03	0.00	75.7	97.4	7.6	1.79	1.79	1.79	0.070																		
08/08/2021	Sun	64.1			67.5	0.0	29.6	37.9	0.0	0.03	0.03	0.00	75.5	112.2	7.3	1.79	1.79	1.79	0.060																		
08/09/2021	Mon	56.7			53.0	0.0	17.5	35.5	0.0	0.03	0.20	0.00	75.1	104.4	7.6	1.79	1.79	1.79	0.060																		
08/10/2021	Tue	56.2	316	836	62.1	0.0	23.4	38.7	0.0	0.03	0.11	0.00	74.6	97.6	7.5	1.79	1.79	1.79	0.080																		
08/11/2021	Wed	64.9			47.0	0.0	5.6	41.4	0.0	0.03	0.03	0.00	74.1	97.4	7.7	1.79	1.79	1.79	0.060	2.0	99.8	0.9	99.7	0.4	0.4	0.05	0.10	0.71	0.61	1.14								
08/12/2021	Thu	57.3			57.4	0.0	10.1	47.3	0.0	0.03	0.03	0.00	74.8	98.0	7.6	1.79	1.79	1.79	0.100																		
08/13/2021	Fri	59.0			66.7	0.0	34.3	32.3	0.0	0.03	0.03	0.00	75.3	96.4	7.9	1.79	1.79	1.79	0.120																		
08/14/2021	Sat	65.4			46.3	0.0	46.2	0.1	0.0	0.03	0.03	0.00	75.2	97.0	7.5	1.79	1.79	1.79	0.140																		
08/15/2021	Sun	64.9			66.7	0.0	18.4	48.3	0.0	0.03	0.04	0.00	75.3	97.3	7.0	1.79	1.79	1.79	0.150																		
08/16/2021	Mon	56.3			49.8	0.0	3.8	46.0	0.0	0.03	0.22	0.01	75.5	108.5	7.1	1.79	1.79	1.79	0.049																		
08/17/2021	Tue	53.8	258	438	64.9	0.0	19.7	45.1	0.0	0.03	0.20	0.00	75.5	115.6	7.8	1.79	1.79	1.79	0.080																		
08/18/2021	Wed	61.4			40.1	0.0	9.2	30.9	0.0	0.03	0.04	0.00	75.3	115.5	7.7	1.79	1.79	1.79	0.130	3.0	99.3	0.9	99.7	1.1	1.0	0.05	0.09	0.75	0.66	1.84								
08/19/2021	Thu	57.2			54.8	0.0	1.0	53.8	0.0	0.03	0.03	0.00	75.9	98.3	7.0	1.79	1.79	1.79	0.100																		
08/20/2021	Fri	60.4			56.9	0.0	13.3	43.5	0.0	0.03	0.27	0.01	76.1	96.8	7.4	1.79	1.79	1.79	0.120																		
08/21/2021	Sat	66.2			58.7	0.0	39.5	19.1	0.0	0.03	0.04	0.00	76.2	96.3	7.0	1.79	1.79	1.79	0.060																		
08/22/2021	Sun	65.4			56.9	0.0	0.2	56.7	0.0	0.03	0.03	0.00	76.4	96.6	7.0	1.79	1.79	1.79	0.060																		
08/23/2021	Mon	55.6			62.5	0.0	6.3	56.2	0.0	0.03	0.21	0.01	76.3	99.2	7.0	1.79	1.79	1.79	0.080																		
08/24/2021	Tue	57.9	156	408	60.9	0.0	0.6	60.4	0.0	0.03	0.03	0.00	76.1	98.3	8.0	1.79	1.79	1.79	0.080																		
08/25/2021	Wed	57.6			46.8	0.0	8.5	38.3	0.0	0.03	0.03	0.00	75.9	108.4	7.8	1.79	1.79	1.79	0.080	1.9	99.5	0.9	99.4	1.4	1.3	0.05	0.09	0.36	0.27	1.73								
08/26/2021	Thu	65.5			64.9	0.0	21.2	43.7	0.0	0.03	0.04	0.00	75.7	116.7	8.0	1.79	1.79	1.79	0.120																		
08/27/2021	Fri	59.0			54.6	0.0	3.7	50.9	0.0	0.03	0.04	0.00	75.7	104.7	7.6	1.79	1.79	1.79	0.080																		
08/28/2021	Sat	66.2			61.7	0.0	6.6	55.1	0.0	0.03	0.03	0.00	75.1	100.6	7.7	1.79	1.79	1.79	0.060																		
08/29/2021	Sun	63.5			56.4	0.0	0.4	56.0	0.0	0.03	0.04	0.00	74.3	109.6	7.0	1.79	1.79	1.79	0.060																		
08/30/2021	Mon	53.5			56.8	0.0	1.8	54.9	0.0	0.03	0.23	0.01	73.5	101.1	7.0	1.79	1.79	1.79	0.049																		
08/31/2021	Tue	47.1	240	130	53.0	0.0	25.2	27.7	0.0	0.03	0.23	0.01	70.3	126.6	7.2	1.79	1.79	1.79	0.049																		
TOTAL	1,860			1,771.6	0.0	501.6	1,270.0	0.0																													
MAX	67.3	316	836	68.7	0.0	46.2	60.4	0.0	0.03	0.27	0.01	76.8	126.6	8.0	1.79	1.79	1.79	0.150	6.0	99.8	0.9	99.7	1.4	1.3	0.05	0.10	0.76	0.67	1.84	4.9	0.3	812	223	192	0.28	0.19	
AVG	60.0	241	377	57.1	0.0	16.2	41.0	0.0	0.03	0.09	0.00	75.1	103.7	7.5	1.79	1.79	1.79	0.080	3.2	97.6	0.9	99.6	0.8	0.7	0.05	0.09	0.65	0.55	1.44	4.9	0.3	812	223	192	0.28	0.19	
MIN	47.1	156	73	40.1	0.0	0.2	0.1	0.0	0.03	0.03	0.00	70.3	95.9	7.0	1.79	1.8	1.79	0.049	1.9	91.8	0.9	99.4	0.3	0.3	0.05	0.09	0.36	0.27	1.06	4.9	0.3	812	223	192	0.28	0.19	

KEY:

SE	Sample Error
AE	Analytical Error
NS	No Sample
PND	Results Pending
###	Range Limit 1 Exceeded
###	Range Limit 2 Exceeded

ATTACHMENT A: DAILY, WEEKLY, & MONTHLY INFLUENT & EFFLUENT DATA

	INFLUENT			EFFLUENT																																		
	DAILY	WEEKLY		DAILY																WEEKLY										MONTHLY								
	Q Total Influent	TSS	BOD	Q Total Effluent	Q Lower Reuse	Q Upper Reuse	Q Injection	Q Percolation	Turbidity Avg	Turbidity Max	Turbidity > 0.2	UVT	UV Dose	pH	Total Coliform	Total Coliform	Fecal Coliform	Resid Cl2	BOD	BOD Removal	TSS	TSS Removal	NOx-N	NO3-N	NO2-N	NH3-N	TKN	Organic-N	Total-N	Oil & Grease	Total-P	TDS	Sulfate	Chloride	Boron	MBAS
Units	*kgal*	*mg/L*	*mg/L*	*kgal*	*kgal*	*kgal*	*kgal*	*kgal*	*ntu*	*ntu*	*%*	*%*	*mJ/cm2*	*units*	*mpn*	*mpn*	*mpn*	*mg/L*	*mg/L*	*%*	*mg/L*	*%*	*mg/L*	*mg/L*	*mg/L*	*mpn*	*mg/L*	*mg/L*	*mg/L*	*mg/L*	*mg/L*	*mg/L*	*mg/L*	*mg/L*	*mg/L*	*mg/L*	*mg/L*	*mg/L*
Limit 1	191			191				50	0.2	0.5	5	65	80	6.5		2.2			20	85	15	85	8	8	1					10		2,000	500	500	2	0.5
Limit 2														8.5	23	7 day			30		40									15							
Limit 3															240	med			45		45																
09/01/2021	Wed	49.0			44.6	0.0	23.3	21.3	0.0	0.03	0.04	0.00	72.2	120.8	7.4	1.79	1.79	1.79	0.060	1.9	98.5	0.9	99.6	1.1	1.1	0.05	0.09	0.46	0.37	1.60	4.9	11.6	900	224	184	0.17	0.19
09/02/2021	Thu	59.2			48.5	0.0	23.8	24.7	0.0	0.03	0.03	0.00	75.4	97.1	7.0	1.79	1.79	1.79	0.100																			
09/03/2021	Fri	57.1			53.4	0.0	14.3	39.0	0.0	0.03	0.05	0.00	75.4	96.7	7.1	1.79	1.79	1.79	0.070																			
09/04/2021	Sat	66.5			55.9	0.0	0.2	55.7	0.0	0.03	0.03	0.00	75.1	97.0	7.6	1.79	1.79	1.79	0.049																			
09/05/2021	Sun	63.2			56.3	0.0	13.0	43.2	0.0	0.03	0.21	0.01	75.4	98.9	6.9	1.79	1.79	1.79	0.049																			
09/06/2021	Mon	60.7			63.8	0.0	32.9	30.9	0.0	0.03	0.03	0.00	75.5	111.2	7.6	1.79	1.79	1.79	0.049																			
09/07/2021	Tue	49.5	263	520	60.3	0.0	18.6	41.7	0.0	0.03	0.21	0.01	75.4	120.4	7.7	1.79	1.79	1.79	0.049																			
09/08/2021	Wed	58.6			48.0	0.0	24.0	24.0	0.0	0.03	0.03	0.00	76.4	106.1	7.9	1.79	1.79	1.79	0.049	4.0	99.2	1.0	99.6	0.2	0.2	0.05	0.09	1.21	1.12	1.44							
09/09/2021	Thu	49.6			56.2	0.0	14.9	41.3	0.0	0.03	0.03	0.00	76.1	110.9	7.9	1.79	1.79	1.79	0.049																			
09/10/2021	Fri	55.1			39.9	0.0	17.5	22.4	0.0	0.03	0.03	0.00	75.1	131.9	7.6	1.79	1.79	1.79	0.080																			
09/11/2021	Sat	61.2			54.1	0.0	1.5	52.6	0.0	0.03	0.09	0.00	74.0	131.0	7.6	1.79	1.79	1.79	0.049																			
09/12/2021	Sun	59.7			52.5	0.0	18.4	34.2	0.0	0.03	0.03	0.00	74.2	119.0	7.0	1.79	1.79	1.79	0.060																			
09/13/2021	Mon	52.6			56.7	0.0	30.9	25.8	0.0	0.03	0.03	0.00	73.7	102.3	6.9	1.79	1.79	1.79	0.090																			
09/14/2021	Tue	47.7	306	558	62.7	0.0	13.1	49.6	0.0	0.03	0.03	0.00	72.8	97.5	6.6	1.79	1.79	1.79	0.130																			
09/15/2021	Wed	48.7			44.8	0.0	31.1	13.7	0.0	0.03	0.03	0.00	72.3	114.3	7.2	1.79	1.79	1.79	0.049	2.0	99.6	0.9	99.7	0.6	0.5	0.05	0.09	0.09	0.00	0.68							
09/16/2021	Thu	56.7			54.4	0.0	33.2	21.2	0.0	0.03	0.03	0.00	73.3	115.4	7.5	1.79	1.79	1.79	0.090																			
09/17/2021	Fri	51.9			38.6	0.0	21.4	17.3	0.0	0.03	0.03	0.00	77.0	100.6	7.7	1.79	1.79	1.79	0.130																			
09/18/2021	Sat	57.5			47.8	0.0	0.2	47.7	0.0	0.03	0.03	0.00	76.8	101.2	7.7	1.79	1.79	1.79	0.049																			
09/19/2021	Sun	55.5			55.4	0.0	14.8	40.6	0.0	0.03	0.03	0.00	76.8	101.6	7.0	1.79	1.79	1.79	0.049																			
09/20/2021	Mon	49.6			45.6	0.0	19.2	26.4	0.0	0.03	0.14	0.00	76.8	97.8	6.9	1.79	1.79	1.79	0.950																			
09/21/2021	Tue	47.4	242	485	59.2	0.0	16.1	43.1	0.0	0.03	0.03	0.00	76.0	100.2	7.1	1.79	1.79	1.79	0.080																			
09/22/2021	Wed	51.5			50.3	0.0	40.3	10.0	0.0	0.03	0.03	0.00	75.4	113.3	7.5	1.79	1.79	1.79	0.050	2.0	99.6	0.9	99.6	1.4	0.9	0.49	0.09	0.94	0.85	2.33							
09/23/2021	Thu	50.0			45.9	0.0	40.6	5.3	0.0	0.03	0.03	0.00	75.2	114.4	7.3	1.79	1.79	1.79	0.100																			
09/24/2021	Fri	63.0			43.8	0.0	22.1	21.7	0.0	0.03	0.03	0.00	75.3	106.6	7.8	1.79	1.79	1.79	0.100																			
09/25/2021	Sat	60.9			58.0	0.0	0.2	57.7	0.0	0.03	0.03	0.00	75.5	106.8	7.0	1.79	1.79	1.79	0.060																			
09/26/2021	Sun	55.1			66.5	0.0	16.7	49.8	0.0	0.03	0.03	0.00	75.0	107.9	7.0	1.79	1.79	1.79	0.060																			
09/27/2021	Mon	50.5			40.9	0.0	7.9	33.0	0.0	0.03	0.09	0.00	74.3	116.5	7.9	1.79	1.79	1.79	0.060																			
09/28/2021	Tue	47.0	151	470	54.1	0.0	14.1	40.0	0.0	0.03	0.11	0.00	73.6	108.3	7.0	1.79	1.79	1.79	0.140																			
09/29/2021	Wed	50.1			46.3	0.0	15.3	31.0	0.0	0.03	0.03	0.00	73.9	108.1	7.8	1.79	1.79	1.79	0.100	5.0	98.9	1.0	99.3	1.7	1.7	0.05	0.09	1.47	1.38	3.19							
09/30/2021	Thu	51.4			50.5	0.0	23.0	27.4	0.0	0.03	0.03	0.00	72.1	109.7	7.5	1.79	1.79	1.79	0.130																			
TOTAL	1,636			1,555.0	0.0	562.6	992.4	0.0																													
MAX	66.5	306	558	66.5	0.0	40.6	57.7	0.0	0.03	0.21	0.01	77.0	131.9	7.9	1.79	1.79	1.79	0.950	5.0	99.6	1.0	99.7	1.7	1.7	0.49	0.09	1.47	1.38	3.19	4.9	11.6	900	224	184	0.17	0.19
AVG	54.5	241	508	51.8	0.0	18.8	33.1	0.0	0.03	0.05	0.00	74.9	108.8	7.4	1.79	1.79	1.79	0.104	3.0	99.2	0.9	99.6	1.0	0.9	0.14	0.09	0.83	0.74	1.85	4.9	11.6	900	224	184	0.17	0.19
MIN	47.0	151	470	38.6	0.0	0.2	5.3	0.0	0.03	0.03	0.00	72.1	96.7	6.6	1.79	1.79	1.79	0.049	1.9	98.5	0.9	99.3	0.2	0.2	0.05	0.09	0.09	0.00	0.68	4.9	11.6	900	224	184	0.17	0.19

KEY:

SE	Sample Error
AE	Analytical Error
NS	No Sample
PND	Results Pending
###	Range Limit 1 Exceeded
###	Range Limit 2 Exceeded

ATTACHMENT A: DAILY, WEEKLY, & MONTHLY INFLUENT & EFFLUENT DATA

	INFLUENT			EFFLUENT																																	
	DAILY	WEEKLY		DAILY																	WEEKLY											MONTHLY						
	Q Total Influent	TSS	BOD	Q Total Effluent	Q Lower Reuse	Q Upper Reuse	Q Injection	Q Percolation	Turbidity Avg	Turbidity Max	Turbidity > 0.2	UVT	UV Dose	pH	Total Coliform	Total Coliform	Fecal Coliform	Resid Cl2	BOD	BOD Removal	TSS	TSS Removal	NOx-N	NO3-N	NO2-N	NH3-N	TKN	Organic-N	Total-N	Oil & Grease	Total-P	TDS	Sulfate	Chloride	Boron	MBAS
Units	*kgal*	*mg/L*	*mg/L*	*kgal*	*kgal*	*kgal*	*kgal*	*kgal*	*ntu*	*ntu*	*%*	*%*	*mJ/cm2*	*units*	*mpn*	*mpn*	*mpn*	*mg/L*	*mg/L*	*%*	*mg/L*	*%*	*mg/L*	*mg/L*	*mg/L*	*mg/L*	*mg/L*	*mg/L*	*mg/L*	*mg/L*	*mg/L*	*mg/L*	*mg/L*	*mg/L*	*mg/L*	*mg/L*	*mg/L*
Limit 1	191			191				50	0.2	0.5	5	65	80	6.5		2.2			20	85	15	85	8	8	1				10		2,000	500	500	2	0.5
Limit 2														8.5	23	7 day			30		40								15							
Limit 3															240	med			45		45															
10/01/2021	Fri	60.2			42.7	0.0	14.1	28.5	0.0	0.03	0.03	0.00	74.3	107.5	7.5	1.79	1.79	1.79	0.049																		
10/02/2021	Sat	58.3			59.5	0.0	3.0	56.5	0.0	0.03	0.03	0.00	74.3	106.1	7.5	1.79	1.79	1.79	0.050																		
10/03/2021	Sun	59.3			65.0	0.0	14.5	50.5	0.0	0.03	0.03	0.00	74.2	110.0	7.1	1.79	1.79	1.79	0.120																		
10/04/2021	Mon	50.0			44.2	0.0	24.4	19.8	0.0	0.03	0.21	0.01	73.9	106.2	7.9	1.79	1.79	1.79	0.130																		
10/05/2021	Tue	53.0	236	229	53.2	0.0	14.5	38.6	0.0	0.03	0.03	0.00	72.8	100.5	7.8	1.79	1.79	1.79	0.060																		
10/06/2021	Wed	48.4			46.2	0.0	29.7	16.5	0.0	0.05	0.24	0.01	72.4	103.5	7.7	1.79	1.79	1.79	0.090	2.0	99.1	1.0	99.6	1.5	1.4	0.05	0.09	0.66	0.57	2.13	4.9	1.7	904	293	266	0.19	0.19
10/07/2021	Thu	82.6			32.7	0.0	20.3	12.4	0.0	0.03	0.24	0.01	73.1	110.8	7.6	1.79	1.79	1.79	0.090																		
10/08/2021	Fri	61.1			64.8	0.0	0.2	64.6	0.0	0.03	0.03	0.00	73.8	108.5	7.6	1.79	1.79	1.79	0.140																		
10/09/2021	Sat	60.4			58.7	0.0	0.2	58.5	0.0	0.03	0.03	0.00	73.4	106.3	7.4	1.79	1.79	1.79	0.080																		
10/10/2021	Sun	57.2			67.4	0.0	15.0	52.4	0.0	0.03	0.03	0.00	73.2	108.1	7.1	1.79	1.79	1.79	0.049																		
10/11/2021	Mon	51.3			48.3	0.0	11.1	37.2	0.0	0.03	0.11	0.00	73.1	107.6	7.4	1.79	1.79	1.79	0.090																		
10/12/2021	Tue	47.9	166	506	49.3	0.0	17.5	31.7	0.0	0.03	0.22	0.01	72.9	107.8	7.1	1.79	1.79	1.79	0.170																		
10/13/2021	Wed	55.9			46.6	0.0	28.5	18.1	0.0	0.03	0.04	0.00	72.3	107.3	7.2	1.79	1.79	1.79	0.049	4.0	99.2	0.9	99.5	0.4	0.4	0.05	0.22	1.13	0.91	1.58							
10/14/2021	Thu	48.3			51.9	0.0	33.4	18.5	0.0	0.03	0.04	0.00	74.4	117.1	7.2	1.79	1.79	1.79	0.130																		
10/15/2021	Fri	52.4			38.2	0.0	15.5	22.7	0.0	0.03	0.04	0.00	77.7	120.5	7.1	1.79	1.79	1.79	0.049																		
10/16/2021	Sat	56.1			54.2	0.0	1.2	53.0	0.0	0.03	0.03	0.00	77.5	107.8	7.5	1.79	1.79	1.79	0.080																		
10/17/2021	Sun	48.1			57.0	0.0	18.0	39.0	0.0	0.03	0.03	0.00	77.5	106.8	7.0	1.79	1.79	1.79	0.070																		
10/18/2021	Mon	44.8			44.8	0.0	21.9	22.9	0.0	0.03	0.21	0.01	77.3	107.5	7.5	1.79	1.79	1.79	0.130																		
10/19/2021	Tue	44.0	101	409	46.6	0.0	15.9	30.6	0.0	0.03	0.22	0.01	77.0	119.7	7.0	1.79	1.79	1.79	0.049																		
10/20/2021	Wed	45.9			43.5	0.0	16.9	26.6	0.0	0.03	0.03	0.00	76.7	119.9	7.4	1.79	1.79	1.79	0.150	3.0	99.3	0.9	99.1	0.3	0.3	0.05	0.31	1.39	1.08	1.70							
10/21/2021	Thu	52.6			44.7	0.0	18.9	25.8	0.0	0.03	0.04	0.00	76.7	111.8	7.4	1.79	1.79	1.79	0.120																		
10/22/2021	Fri	60.2			45.7	0.0	2.4	43.3	0.0	0.03	0.04	0.00	77.8	111.5	7.6	1.79	1.79	1.79	0.080																		
10/23/2021	Sat	54.5			59.8	0.0	0.2	59.7	0.0	0.03	0.04	0.00	78.2	106.8	7.5	1.79	1.79	1.79	0.049																		
10/24/2021	Sun	49.9			54.4	0.0	11.8	42.7	0.0	0.03	0.04	0.00	78.2	107.2	7.1	1.79	1.79	1.79	0.080																		
10/25/2021	Mon	49.3			50.5	0.0	0.2	50.3	0.0	0.03	0.20	0.00	78.1	117.9	7.4	1.79	1.79	1.79	0.070																		
10/26/2021	Tue	46.4	200	465	51.7	0.0	0.2	51.5	0.0	0.03	0.24	0.01	77.3	106.8	7.5	1.79	1.79	1.79	0.130																		
10/27/2021	Wed	58.8			46.5	0.0	0.2	46.3	0.0	0.03	0.03	0.00	76.9	107.3	7.6	1.79	1.79	1.79	0.049	5.0	98.9	0.9	99.6	1.4	1.3	0.05	0.38	0.49	0.11	1.85							
10/28/2021	Thu	51.8			57.8	0.0	14.7	43.1	0.0	0.03	0.03	0.00	77.5	106.9	7.5	1.79	1.79	1.79	0.049																		
10/29/2021	Fri	54.9			45.1	0.0	9.8	35.3	0.0	0.07	0.24	0.01	76.4	105.9	7.3	1.79	1.79	1.79	0.130																		
10/30/2021	Sat	53.1			57.1	0.0	0.2	56.9	0.0	0.03	0.03	0.00	75.4	106.8	7.4	1.79	1.79	1.79	0.140																		
10/31/2021	Sun	47.9			52.0	0.0	7.1	44.9	0.0	0.03	0.17	0.00	75.6	106.9	7.4	1.79	1.79	1.79	0.140																		
TOTAL	1,665			1,580	0	382	1,198	0																													
MAX	82.6	236	506	67.4	0.0	33.4	64.6	0.0	0.07	0.24	0.01	78.2	120.5	7.9	1.79	1.79	1.79	0.170	5.0	99.3	1.0	99.6	1.5	1.4	0.05	0.38	1.39	1.08	2.13	4.9	1.7	904	293	266	0.19	0.19
AVG	53.7	176	402	51.0	0.0	12.3	38.7	0.0	0.03	0.10	0.00	75.4	109.2	7.4	1.79	1.79	1.79	0.092	3.5	99.1	0.9	99.4	0.9	0.8	0.05	0.25	0.92	0.67	1.81	4.9	1.7	904	293	266	0.19	0.19
MIN	44.0	101	229	32.7	0.0	0.2	12.4	0.0	0.03	0.03	0.00	72.3	100.5	7.0	1.79	1.79	1.79	0.049	2.0	98.9	0.9	99.1	0.3	0.3	0.05	0.09	0.49	0.11	1.58	4.9	1.7	904	293	266	0.19	0.19

KEY:	SE	Sample Error	AE	Analytical Error	NS	No Sample	PND	Results Pending

###	Range Limit 1 Exceeded	###	Range Limit 2 Exceeded

ATTACHMENT A: DAILY, WEEKLY, & MONTHLY INFLUENT & EFFLUENT DATA

		INFLUENT			EFFLUENT																																
		DAILY	WEEKLY		DAILY															WEEKLY										MONTHLY							
		Q Total Influent	TSS	BOD	Q Total Effluent	Q Lower Reuse	Q Upper Reuse	Q Injection	Q Percolation	Turbidity Avg	Turbidity Max	Turbidity > 0.2	UVT	UV Dose	pH	Total Coliform	Total Coliform	Fecal Coliform	Resid Cl2	BOD	BOD Removal	TSS	TSS Removal	NOx-N	NO3-N	NO2-N	NH3-N	TKN	Organic-N	Total-N	Oil & Grease	Total-P	TDS	Sulfate	Chloride	Boron	MBAS
	Units	kgal	mg/L	mg/L	kgal	kgal	kgal	kgal	kgal	ntu	ntu	%	%	mJ/cm2	units	mpn	mpn	mpn	mg/L	mg/L	%	mg/L	%	mg/L	mg/L	mg/L	mpn	mg/L	mg/L	mg/L	mg/L	mg/L	mg/L	mg/L	mg/L	mg/L	mg/L
	Limit 1	191			191				50	0.2	0.5	5	65	80	6.5		2.2			20	85	15	85	8	8	1				10		2,000	500	500	2	0.5
	Limit 2														8.5	23	7 day			30		40								15						
	Limit 3															240	med			45		45															
11/01/2021	Mon	47.7			43.0	0.0	2.7	40.2	0.0	0.05	0.23	0.01	75.1	107.6	7.4	1.79	1.79	1.79	0.049																		
11/02/2021	Tue	47.8	260	534	41.2	0.0	4.9	36.4	0.0	0.04	0.23	0.01	74.7	108.0	7.5	1.79	1.79	1.79	0.049																		
11/03/2021	Wed	47.9			48.1	0.0	8.0	40.1	0.0	0.03	0.05	0.00	74.1	107.0	7.4	1.79	1.79	1.79	0.060	5.0	99.1	0.9	99.7	1.4	1.4	0.05	0.22	0.42	0.20	1.85	4.9	0.2	904	223	178	0.19	0.19
11/04/2021	Thu	48.6			47.7	0.0	6.1	41.5	0.0	0.03	0.04	0.00	73.4	107.3	7.3	1.79	1.79	1.79	0.049																		
11/05/2021	Fri	65.0			46.6	0.0	0.5	46.1	0.0	0.03	0.09	0.00	75.3	110.0	7.5	1.79	1.79	1.79	0.049																		
11/06/2021	Sat	56.7			59.5	0.0	1.2	58.4	0.0	0.03	0.04	0.00	79.3	135.7	7.4	1.79	1.79	1.79	0.070																		
11/07/2021	Sun	58.8			61.7	0.0	6.8	54.9	0.0	0.03	0.04	0.00	79.8	156.7	7.4	1.79	1.79	1.79	0.080																		
11/08/2021	Mon	47.2			40.2	0.0	1.2	39.0	0.0	0.04	0.24	0.02	80.0	122.6	7.5	1.79	1.79	1.79	0.070																		
11/09/2021	Tue	48.5	229	340	50.5	0.0	8.8	41.6	0.0	0.04	0.25	0.01	79.5	125.8	7.6	1.79	1.79	1.79	0.090																		
11/10/2021	Wed	57.1			48.3	0.0	6.3	42.0	0.0	0.03	0.04	0.00	78.4	132.3	7.4	1.79	1.79	1.79	0.049	1.9	99.4	1.0	99.6	1.1	1.1	0.05	0.09	1.32	1.23	2.44							
11/11/2021	Thu	54.3			59.9	0.0	12.8	47.1	0.0	0.03	0.04	0.00	78.0	127.1	7.5	1.79	1.79	1.79	0.110																		
11/12/2021	Fri	56.8			52.7	0.0	7.5	45.2	0.0	0.03	0.03	0.00	77.7	115.5	7.4	1.79	1.79	1.79	0.049																		
11/13/2021	Sat	61.5			53.4	0.0	7.5	53.2	0.0	0.03	0.20	0.00	77.4	116.3	7.4	1.79	1.79	1.79	0.050																		
11/14/2021	Sun	62.7			60.3	0.0	0.2	49.5	0.0	0.04	0.19	0.00	77.0	129.6	7.0	1.79	1.79	1.79	0.049																		
11/15/2021	Mon	49.3			53.2	0.0	10.8	35.0	0.0	0.04	0.25	0.02	76.2	117.1	7.4	1.79	1.79	1.79	0.049																		
11/16/2021	Tue	56.9			50.5	0.0	13.8	36.7	0.0	0.04	0.18	0.00	76.0	105.8	7.5	1.79	1.79	1.79	0.049																		
11/17/2021	Wed	68.5	170	563	59.6	0.0	6.0	53.5	0.0	0.03	0.04	0.00	76.5	138.1	7.5	1.79	1.79	1.79	0.120	1.9	99.7	0.9	99.5	1.5	1.5	0.05	0.11	1.89	1.78	3.41							
11/18/2021	Thu	64.5			71.2	0.0	6.5	64.8	0.0	0.03	0.04	0.00	77.2	146.7	7.4	1.79	1.79	1.79	0.049																		
11/19/2021	Fri	65.4			66.4	0.0	0.2	66.1	0.0	0.03	0.04	0.00	78.6	150.8	8.1	1.79	1.79	1.79	0.049																		
11/20/2021	Sat	71.6			60.6	0.0	0.5	60.1	0.0	0.03	0.04	0.00	78.7	127.2	7.6	1.79	1.79	1.79	0.049																		
11/21/2021	Sun	65.1			67.4	0.0	12.1	55.3	0.0	0.03	0.03	0.00	78.2	107.4	7.0	1.79	1.79	1.79	0.080																		
11/22/2021	Mon	61.8			63.8	0.0	7.9	56.0	0.0	0.03	0.24	0.01	77.6	122.9	7.4	1.79	1.79	1.79	0.130																		
11/23/2021	Tue	62.6	218	263	62.9	0.0	10.9	52.1	0.0	0.04	0.25	0.02	76.7	128.4	7.2	1.79	1.79	1.79	0.070																		
11/24/2021	Wed	72.8			64.1	0.0	21.9	42.2	0.0	0.03	0.03	0.00	78.2	134.3	7.5	1.79	1.79	1.79	0.080	2.0	99.2	0.9	99.6	1.5	1.4	0.05	0.09	11.50	11.41	12.97							
11/25/2021	Thu	33.7			43.5	0.0	0.2	43.2	0.0	0.03	0.03	0.00	82.6	164.4	7.3	1.79	1.79	1.79	0.060																		
11/26/2021	Fri	58.9			47.5	0.0	0.3	47.2	0.0	0.03	0.03	0.00	84.8	116.0	7.4	1.79	1.79	1.79	0.100																		
11/27/2021	Sat	67.3			52.7	0.0	0.2	52.5	0.0	0.03	0.04	0.00	84.3	113.8	7.3	1.79	1.79	1.79	0.090																		
11/28/2021	Sun	66.6			66.5	0.0	11.7	54.7	0.0	0.03	0.04	0.00	83.5	110.5	7.0	1.79	1.79	1.79	0.130																		
11/29/2021	Mon	60.1			59.5	0.0	3.8	55.7	0.0	0.03	0.25	0.01	82.8	145.8	7.5	1.79	1.79	1.79	0.049																		
11/30/2021	Tue	57.7			61.4	0.0	5.7	55.8	0.0	0.03	0.27	0.01	81.8	152.3	7.4	1.79	1.79	1.79	0.060																		
TOTAL		1,743			1,664	0	187	1,466	0																												
MAX		72.8	260	563	71.2	0.0	21.9	66.1	0.0	0.05	0.27	0.02	84.8	164.4	8.1	1.79	1.79	1.79	0.130	5.0	99.7	1.0	99.7	1.5	1.5	0.05	0.22	11.50	11.41	12.97	4.9	0.2	904	223	178	0.19	0.19
AVG		58.1	219	425	55.5	0.0	6.2	48.9	0.0	0.03	0.12	0.00	78.4	126.1	7.4	1.79	1.79	1.79	0.070	2.7	99.4	0.9	99.6	1.4	1.3	0.05	0.13	3.78	3.66	5.17	4.9	0.2	904	223	178	0.19	0.19
MIN		33.7	170	263	40.2	0.0	0.2	35.0	0.0	0.03	0.03	0.00	73.4	105.8	7.0	1.79	1.79	1.79	0.049	1.9	99.1	0.9	99.5	1.1	1.1	0.05	0.09	0.42	0.20	1.85	4.9	0.2	904	223	178	0.19	0.19

KEY:

SE	Sample Error
AE	Analytical Error
NS	No Sample
PND	Results Pending
###	Range Limit 1 Exceeded
###	Range Limit 2 Exceeded

ATTACHMENT A: DAILY, WEEKLY, & MONTHLY INFLUENT & EFFLUENT DATA

	INFLUENT			EFFLUENT																																	
	DAILY	WEEKLY		DAILY																WEEKLY										MONTHLY							
	Q Total Influent	TSS	BOD	Q Total Effluent	Q Lower Reuse	Q Upper Reuse	Q Injection	Q Percolation	Turbidity Avg	Turbidity Max	Turbidity > 0.2	UVT	UV Dose	pH	Total Coliform	Total Coliform	Fecal Coliform	Resid Cl2	BOD	BOD Removal	TSS	TSS Removal	NOx-N	NO3-N	NO2-N	NH3-N	TKN	Organic-N	Total-N	Oil & Grease	Total-P	TDS	Sulfate	Chloride	Boron	MBAS
Units	*kgal*	*mg/L*	*mg/L*	*kgal*	*kgal*	*kgal*	*kgal*	*kgal*	*ntu*	*ntu*	*%*	*%*	*mJ/cm2*	*units*	*mpn*	*mpn*	*mpn*	*mg/L*	*mg/L*	*%*	*mg/L*	*%*	*mg/L*	*mg/L*	*mg/L*	*mpn*	*mg/L*	*mg/L*	*mg/L*	*mg/L*	*mg/L*	*mg/L*	*mg/L*	*mg/L*	*mg/L*	*mg/L*	*mg/L*
Limit 1	191			191				50	0.2	0.5	5	65	80	6.5		2.2			20	85	15	85	8	8	1				10		2,000	500	500	2	0.5
Limit 2														8.5	23	7 day			30		40								15							
Limit 3															240	med			45		45															
12/01/2021	Wed	59.8	204	393	53.1	0.0	4.8	48.3	0.0	0.03	0.03	0.00	80.8	141.9	NS	NS	NS	NS	NS	1.9	99.5	0.9	99.6	1.9	1.9	0.05	0.13	1.37	1.24	3.29	4.9	0.0	820	210	170	0.10	0.19
12/02/2021	Thu	67.5			65.6	0.0	3.2	62.5	0.0	0.03	0.03	0.00	81.1	150.1	7.7	2.00	1.79	1.79	0.070																			
12/03/2021	Fri	62.6			68.7	0.0	0.8	67.9	0.0	0.03	0.03	0.00	81.2	162.8	7.0	1.79	1.79	1.79	0.130																			
12/04/2021	Sat	67.3			60.5	0.0	0.2	60.3	0.0	0.03	0.03	0.00	80.2	162.8	7.5	1.79	1.79	1.79	0.070																			
12/05/2021	Sun	63.1			66.5	0.0	6.5	60.0	0.0	0.03	0.06	0.00	80.1	156.7	7.4	1.79	1.79	1.79	0.090																			
12/06/2021	Mon	61.0			56.1	0.0	1.4	54.8	0.0	0.03	0.19	0.00	79.7	148.8	7.4	1.79	1.79	1.79	0.049																			
12/07/2021	Tue	58.4	260	258	49.4	0.0	4.7	44.7	0.0	0.03	0.24	0.01	78.8	123.1	7.4	1.79	1.79	1.79	0.050																			
12/08/2021	Wed	67.7			70.1	0.0	7.6	62.5	0.0	0.03	0.03	0.00	78.2	124.0	7.5	1.79	1.79	1.79	0.049	2.0	99.2	0.9	99.7	3.0	3.0	0.05	0.09	0.92	0.83	3.92							
12/09/2021	Thu	59.2			68.2	0.0	0.8	67.4	0.0	0.03	0.03	0.00	77.7	138.7	7.5	1.79	1.79	1.79	0.120																			
12/10/2021	Fri	63.0			58.5	0.0	0.5	58.0	0.0	0.03	0.03	0.00	77.6	139.7	8.1	1.79	1.79	1.79	0.150																			
12/11/2021	Sat	64.8			56.1	0.0	1.1	55.0	0.0	0.03	0.04	0.00	77.4	141.7	6.9	1.79	1.79	1.79	0.049																			
12/12/2021	Sun	62.2			68.1	0.0	11.2	57.0	0.0	0.03	0.04	0.00	77.1	143.5	7.0	1.79	1.79	1.79	0.080																			
12/13/2021	Mon	54.3			59.2	0.0	5.4	53.7	0.0	0.03	0.24	0.01	76.5	139.5	7.3	1.79	1.79	1.79	0.120																			
12/14/2021	Tue	60.7	94	172	73.9	0.0	0.2	73.7	0.0	0.03	0.04	0.00	75.9	122.7	7.2	1.79	1.79	1.79	0.100																			
12/15/2021	Wed	70.2			64.6	0.0	0.2	64.3	0.0	0.03	0.04	0.00	76.7	119.3	7.3	1.79	1.79	1.79	0.120	1.9	98.9	0.9	99.0	3.2	3.2	0.05	0.09	1.55	1.46	4.80							
12/16/2021	Thu	77.6			47.7	0.0	1.7	46.0	0.0	0.03	0.03	0.00	76.6	119.6	7.4	1.79	1.79	1.79	0.120																			
12/17/2021	Fri	54.9			59.2	0.0	0.2	58.9	0.0	0.03	0.15	0.00	74.9	125.8	7.4	1.79	1.79	1.79	0.090																			
12/18/2021	Sat	51.9			47.0	0.0	0.2	46.8	0.0	0.03	0.04	0.00	79.9	132.6	7.4	1.79	1.79	1.79	0.080																			
12/19/2021	Sun	50.1			51.3	0.0	0.2	51.1	0.0	0.03	0.03	0.00	80.1	116.0	7.0	1.79	1.79	1.79	0.130																			
12/20/2021	Mon	58.7			48.8	0.0	0.3	48.5	0.0	0.03	0.21	0.01	80.1	140.3	7.6	1.79	1.79	1.79	0.090																			
12/21/2021	Tue	54.6			52.2	0.0	21.0	31.2	0.0	0.03	0.04	0.00	79.8	121.7	7.4	1.79	1.79	1.79	0.190																			
12/22/2021	Wed	56.4	260	398	47.7	0.0	24.9	22.7	0.0	0.03	0.03	0.00	79.4	111.3	7.6	1.79	1.79	1.79	0.180	1.9	99.5	0.9	99.7	2.9	2.8	0.05	0.14	0.59	0.45	3.45							
12/23/2021	Thu	76.6			86.0	0.0	0.2	85.7	0.0	0.04	0.22	0.01	80.0	141.5	7.7	1.79	1.79	1.79	0.140																			
12/24/2021	Fri	52.0			79.4	0.0	0.2	79.2	0.0	0.03	0.03	0.00	79.8	144.1	7.2	1.79	1.79	1.79	0.049																			
12/25/2021	Sat	24.0			16.5	0.0	0.2	16.3	0.0	0.03	0.03	0.00	77.9	123.2	7.5	1.79	1.79	1.79	0.060																			
12/26/2021	Sun	52.2			45.8	0.0	0.2	45.6	0.0	0.03	0.04	0.00	77.0	107.8	7.2	1.79	1.79	1.79	0.100																			
12/27/2021	Mon	46.4			56.0	0.0	0.2	55.8	0.0	0.03	0.04	0.00	75.5	107.2	7.2	1.79	1.79	1.79	0.140																			
12/28/2021	Tue	47.9	120	342	40.7	0.0	0.2	40.5	0.0	0.03	0.04	0.00	73.8	107.3	7.5	1.79	1.79	1.79	0.080																			
12/29/2021	Wed	74.5			64.6	0.0	1.1	63.5	0.0	0.03	0.25	0.01	74.4	120.5	7.0	1.79	1.79	1.79	0.080	2.0	99.4	0.9	99.3	3.0	3.0	0.05	0.10	0.99	0.89	4.00							
12/30/2021	Thu	136.7			36.0	0.0	0.2	35.8	0.0	0.05	0.52	0.33	72.6	107.3	7.0	1.79	1.79	1.79	0.180																			
12/31/2021	Fri	78.7			0.3	0.0	0.2	0.1	0.0	0.03	0.22	0.01	72.5	120.5	7.4	1.79	1.79	1.79	0.060																			
TOTAL	1,935			1,718	0	100	1,618	0																													
MAX	136.7	260	398	86.0	0.0	24.9	85.7	0.0	0.05	0.52	0.33	81.2	162.8	8.1	2.00	1.79	1.79	0.190	2.0	99.5	0.9	99.7	3.2	3.2	0.05	0.14	1.55	1.46	4.80	4.9	0.0	820	210	170	0.10	0.19
AVG	62.4	188	313	55.4	0.0	3.2	52.2	0.0	0.03	0.10	0.01	77.9	131.0	7.4	1.80	1.79	1.79	0.101	1.9	99.3	0.9	99.4	2.8	2.8	0.05	0.11	1.08	0.97	3.89	4.9	0.0	820	210	170	0.10	0.19
MIN	24.0	94	172	0.3	0.0	0.2	0.1	0.0	0.03	0.03	0.00	72.5	107.2	6.9	1.79	1.79	1.79	0.049	1.9	98.9	0.9	99.0	1.9	1.9	0.05	0.09	0.59	0.45	3.29	4.9	0.0	820	210	170	0.10	0.19

KEY: SE Sample Error | AE Analytical Error | NS No Sample | PND Results Pending | ### Range Limit 1 Exceeded | ### Range Limit 2 Exceeded

ATTACHMENT B: QUARTERLY EFF

	>> DATE >>		1/7	4/23	7/30	11/5			
	MCL	Units	Q1	Q2	Q3	Q4	MAX	AVG	MIN
A1 - Inorganic Chemicals									
Aluminum	1	mg/L	0.02	0.02	0.03	0.045	0.020	0.029	0.020
Antimony	0.006	mg/L	0.0009	0.0016	0.0017	0.0012	0.0016	0.0014	0.0009
Arsenic	0.01	mg/L	0.0011	0.0021	0.0019	0.0005	0.0021	0.0014	0.0005
Asbestos	7	MFL	0	0	0	0	0	0	0
Barium	1	mg/L	0.013	0.016	0.030	0.44	0.016	0.125	0.013
Beryllium	0.004	mg/L	0.00019	0.00019	0.00019	0.00019	0.00019	0.00019	0.00019
Cadmium	0.005	mg/L	0.00019	0.00019	0.00019	0.00019	0.00019	0.00019	0.00019
Chromium	0.05	mg/L	0.0026	0.0033	0.0026	0.0026	0.0033	0.0028	0.0026
Cyanide	0.15	mg/L	0.004	0.019	0.011	0.005	0.019	0.010	0.004
Mercury	0.002	mg/L	0.00019	0.00019	0.00019	0.00019	0.00019	0.00019	0.00019
Nickel	0.1	mg/L	0.0035	0.0040	0.0048	0.0046	0.0040	0.0042	0.0035
Selenium	0.05	mg/L	0.0019	0.0019	0.0019	0.0019	0.0019	0.0019	0.0019
Thallium	0.002	mg/L	0.0009	0.0009	0.0009	0.0009	0.0009	0.0009	0.0009
Perchlorate	0.006	mg/L	0	0	0	0	0	0	0
Fluoride	2	mg/L	1.69	1.57	1.50	0.97	1.69	1.43	0.97
A2 - Radioactivity									
Radium-226 + Radium-228	5	pCi/L	0.868	0.807	1.053	1.034	0.868	0.941	0.807
Gross Alpha Particle Activity[1]	15	pCi/L	1.32	1.30	1.49	2.04	1.32	1.54	1.30
Tritium	20,000	pCi/L	434	434	434	434	434	434	434
Strontium-90	8	pCi/L	0.421	0.438	0.648	0.749	0.438	0.564	0.421
Gross Beta Particle Activity	50	pCi/L	0.921	0.922	1.170	1.17	0.922	1.046	0.921
Uranium	20	pCi/L	0.69	0.69	0.70	0.9	0.69	0.75	0.69
A3 - Volatile Organic Chemicals									
Benzene	0.001	mg/L	0.00049	0.00049	0.00049	0.00049	0.00049	0.00049	0.00049
Carbon Tetrachloride (CTC)	0.0005	mg/L	0.00049	0.00049	0.00049	0.00049	0.00049	0.00049	0.00049
1,2-Dichlorobenzene	0.6	mg/L	0.00049	0.00049	0.00049	0.00049	0.00049	0.00049	0.00049
1.4-Dichlorobenzene	0.005	mg/L	0.00049	0.00049	0.00049	0.00049	0.00049	0.00049	0.00049
1, 1-Dichloroethane	0.005	mg/L	0.00049	0.00049	0.00049	0.00049	0.00049	0.00049	0.00049
1,2-Dichloroethane (1,2-DCA)	0.0005	mg/L	0.00049	0.00049	0.00049	0.00049	0.00049	0.00049	0.00049
1, 1-Dichloroethene (1, 1-DCE)	0.006	mg/L	0.00049	0.00049	0.00049	0.00049	0.00049	0.00049	0.00049
Cis-1,2-Dichloroethylene	0.006	mg/L	0.00049	0.00049	0.00049	0.00049	0.00049	0.00049	0.00049
Trans-1,2-Dichloroethylene	0.01	mg/L	0.00049	0.00049	0.00049	0.00049	0.00049	0.00049	0.00049
Dichloromethane	0.005	mg/L	0.00049	0.00049	0.00049	0.00049	0.00049	0.00049	0.00049
1,2-Dichloropropane	0.005	mg/L	0.00049	0.00049	0.00049	0.00049	0.00049	0.00049	0.00049
1,3-Dichloropropene	0.0005	mg/L	0.00049	0.00049	0.00049	0.00049	0.00049	0.00049	0.00049
Ethylbenzene	0.3	mg/L	0.00049	0.00049	0.00049	0.00049	0.00049	0.00049	0.00049
Methyl-tert-butyl-ether (MTBE)	0.013	mg/L	0.00049	0.00049	0.00049	0.00049	0.00049	0.00049	0.00049
Monochlorobenzene	0.07	mg/L	0.00049	0.00049	0.00049	0.00049	0.00049	0.00049	0.00049
Styrene	0.1	mg/L	0.00049	0.00049	0.00049	0.00049	0.00049	0.00049	0.00049

	>> DATE >>		1/7	4/23	7/30	11/5			
	MCL	Units	Q1	Q2	Q3	Q4	MAX	AVG	MIN
A3 - Non-Volatile Synthetic Organics									
Alachlor	0.002	mg/L	0.00019	0.00019	0.00019	0.00019	0.00019	0.00019	0.00019
Atrazine	0.001	mg/L	0.00019	0.00019	0.00019	0.00019	0.00019	0.00019	0.00019
Bentazon	0.018	mg/L	0.0009	0.0009	0.0009	0.0009	0.0009	0.0009	0.0009
Benzo(a)pyrene	0.0002	mg/L	0.000049	0.000049	0.000049	0.000049	0.000049	0.000049	0.000049
Carbofuran	0.018	mg/L	0.0009	0.0009	0.0009	0.0009	0.0009	0.0009	0.0009
Chlordane	0.0001	mg/L	0.000089	0.000089	0.000089	0.00009	0.00009	0.000089	0.000089
2,4-D	0.07	mg/L	0.0009	0.0009	0.0009	0.0009	0.0009	0.0009	0.0009
Dalapon	0.2	mg/L	0.0049	0.0049	0.0049	0.0049	0.0049	0.0049	0.0049
1,2-Dibromo-3-chloropropane (DBCP)	0.0002	mg/L	0.000009	0.000009	0.000009	0.00049	0.00049	0.000129	0.000009
Di(2-ethylhexyl)adipate	0.4	mg/L	0.0019	0.0019	0.0019	0.0019	0.0019	0.0019	0.0019
Di(2-ethylhexyl)phthalate	0.004	mg/L	0.0019	0.0019	0.0019	0.0019	0.0019	0.0019	0.0019
Dinoseb	0.007	mg/L	0.0009	0.0009	0.0009	0.0009	0.0009	0.0009	0.0009
Diquat	0.02	mg/L	0	0	0	0	0	0	0
Endothall	0.1	mg/L	0	0	0	0	0	0	0
Endrin	0.002	mg/L	0.000009	0.000009	0.000009	0.000009	0.000009	0.000009	0.000009
Ethylene Dibromide (EDB)	0.00005	mg/L	0.0000019	0.000019	0.0000019	0.000019	0.000019	0.000010	0.0000019
Glyphosate	0.7	mg/L	0	0	0	0	0	0	0
Heptachlor	0.00001	mg/L	0.000009	0.000089	0.000009	0.000009	0.000089	0.0000290	0.000009
Heptachlor Epoxide	0.00001	mg/L	0.000009	0.000089	0.000009	0.000009	0.000089	0.0000290	0.000009
Hexachlorobenzene	0.001	mg/L	0.000009	0.000089	0.000009	0.000009	0.000089	0.0000290	0.000009
Hexachlorocyclopentadiene	0.05	mg/L	0.000009	0.000089	0.000009	0.000009	0.000089	0.0000290	0.000009
lindane	0.0002	mg/L	0.000009	0.000089	0.000009	0.000009	0.000089	0.0000290	0.000009
Methoxychlor	0.03	mg/L	0.000049	0.000049	0.000049	0.000049	0.000049	0.000049	0.000049
Molinate	0.02	mg/L	0.0002	0.00019	0.00019	0.00019	0.0002	0.00019	0.00019
Oxamyl	0.05	mg/L	0.0019	0.0019	0.0019	0.0019	0.0019	0.0019	0.0019
Pentachlorophenol	0.001	mg/L	0.000089	0.000089	0.000089	0.00009	0.00009	0.000089	0.000089
Picloram	0.5	mg/L	0.0009	0.0009	0.0009	0.0009	0.0009	0.0009	0.0009
Polychlorinated Biphenyls	0.0005	mg/L	0.000089	0.00019	0.000089	0.00009	0.00019	0.000115	0.000089
Simazine	0.004	mg/L	0.00019	0.00019	0.00019	0.00019	0.00019	0.00019	0.00019
Thiobencarb	0.07	mg/L	0.00019	0.00019	0.00019	0.00019	0.00019	0.00019	0.00019
Toxaphene	0.003	mg/L	0.000089	0.000089	0.000089	0.00009	0.00009	0.000089	0.000089
2,3,7,8-TCDD (Dioxin)	3x10-a	mg/L	9.86	9.18	4.06	3.24	9.86	6.59	3.24
2,4,5-TP (Silvex)	0.05	mg/L	0.00019	0.00019	0.00019	0.00019	0.00019	0.00019	0.00019
A4 - Disinfection Byproducts									
Total Trihalomethanes (TTHM)	0.08	ppb	0.0007	20.6	27.3	10.2	27.3000	14.5252	0.0007
Bromodichloromethane			0.0026	0.0067	0.0044	0.001	0.0067	0.0037	0.0010
Bromoform			0.00049	0.00049	0.00049	0.00049	0.00049	0.00049	0.00049
Chloroform			0.0063	0.0127	0.0224	0.0091	0.0224	0.0126	0.0063
Dibromochloromethane			0.0007	0.0012	0.00049	0.00049	0.0012	0.00072	0.00049
Haloacetic acid (five) (HAA5)	0.06	ppb	6.58	23.2	14.7	10.5	23.20	13.75	6.58

1,1,2,2-Tetrachloroethane	0.001	mg/L	0.00049	0.00049	0.00049	0.00049	0.00049	0.00049	0.00049
Tetrachloroethylene (PCE)	0.005	mg/L	0.00049	0.00049	0.00049	0.00049	0.00049	0.00049	0.00049
Toluene	0.15	mg/L	0.00049	0.00049	0.00049	0.00049	0.00049	0.00049	0.00049
1,2,4-Trichlorobenzene	0.005	mg/L	0.00049	0.00049	0.00049	0.00049	0.00049	0.00049	0.00049
1, 1, 1-Trichloroethane	0.2	mg/L	0.00049	0.00049	0.00049	0.00049	0.00049	0.00049	0.00049
1, 1,2-Trichloroethane	0.005	mg/L	0.00049	0.00049	0.00049	0.00049	0.00049	0.00049	0.00049
Trichloroethylene (TCE)	0.005	mg/L	0.00049	0.00049	0.00049	0.00049	0.00049	0.00049	0.00049
Trichlorofluoromethane	0.15	mg/L	0.00049	0.00049	0.00049	0.00049	0.00049	0.00049	0.00049
1, 1,2-Trichloro-1,2,2-Trifluoroethane	1.2	mg/L	0.00049	0.00049	0.00049	0.00049	0.00049	0.00049	0.00049
Vinyl Chloride	0.0005	mg/L	0.00049	0.00049	0.00049	0.00049	0.00049	0.00049	0.00049
Xylene (m,p)	1.75	mg/L	0.00049	0.00049	0.00049	0.00049	0.00049	0.00049	0.00049

Notes:
1) Including Radium-226 but Excluding Radon and Uranium)

Monochloroacetic acid		ppb	0.90	4.87	2.09	1.73	4.87	2.40	0.90
Dichloroacetic acid		ppb	4.3	12.5	8.3	5.85	12.50	7.73	4.30
Trichloroacetic acid		ppb	1.7	5.1	3.4	2.45	5.10	3.17	1.70
Monobromoacetic acid		ppb	0.9	0.9	0.9	0.9	0.9	0.9	0.9
Dibromoacetic acid		ppb	0.7	0.9	0.9	0.9	0.9	0.9	0.7
Bromate 121	0.01	ppb	24.9	24.9	22.1	99.9	99.9	43.0	22.1
Chlorite131	1	ppb	99.9	99.9	27.2	399.9	399.9	156.7	27.2

A5 - Secondary MCLs									
Aluminum	0.2	mg/L	0.02	0.02	0.03	0.045	0.045	0.029	0.02
Color	150	CU	34.1	33.3	21.6	25.6	34.1	28.7	21.6
Copper	1	mg/L	0.0005	0.0015	0.0015	0.001	0.0015	0.0011	0.0005
Corrosivity (Langelier Index)	Non		-0.006	0.3	-0.3	-0.52	0.3	-0.132	-0.52
Foam Agents (MBAS)	0.5	mg/L	0.30	0.51	0.19	0.57	0.57	0.39	0.19
Iron	0.3	mg/L	0.04	0.05	0.03	0.04	0.05	0.04	0.03
Manganese	0.05	mg/L	0.063	0.052	0.019	0.03	0.063	0.041	0.019
Methyl-tert-butyl-ether (MTBE)	0.005	mg/L	0.00049	0.00049	0.00049	0.00049	0.00049	0.00049	0.00049
Odor - Threshold	3	T.O.N.	0.9	0.9	0.9	0.9	0.9	0.9	0.9
Silver	0.1	mg/L	0.00019	0.00019	0.00019	0.00019	0.00019	0.00019	0.00019
Thiobencarb	0.001	mg/L	0.00019	0.00019	0.00019	0.00019	0.00019	0.00019	0.00019
Zinc	5	mg/L	0.048	0.035	0.017	0.015	0.048	0.0288	0.015

ATTACHMENT C: SEWAGE, SLUDGE, AND GREASE HAULING

	DATE	DAY	GAL	LOCATION	DESCRIPTION	REASON FOR HAUL	DESTINATION	HAULER
FIRST QUARTER	01/13/2021	Wed	5,000	MBT	Waste Activated Sludge	Biological Process Control	JWPCP	Ely Jr's Pumping
	01/22/2021	Fri	5,000	MBT	Waste Activated Sludge	Biological Process Control	JWPCP	Ely Jr's Pumping
	02/03/2021	Wed	5,000	MBT	Waste Activated Sludge	Biological Process Control	JWPCP	Ely Jr's Pumping
	02/09/2021	Tue	7,500	MBT	Waste Activated Sludge	Biological Process Control	JWPCP	Ely Jr's Pumping
	02/10/2021	Wed	5,000	MBT	Waste Activated Sludge	Biological Process Control	JWPCP	Ely Jr's Pumping
	02/11/2021	Thu	2,500	MBT	Waste Activated Sludge	Biological Process Control	JWPCP	Ely Jr's Pumping
	03/04/2021	Thu	5,000	MBT	Waste Activated Sludge	Biological Process Control	JWPCP	Ely Jr's Pumping
	03/18/2021	Thu	5,000	MBT	Waste Activated Sludge	Biological Process Control	JWPCP	Ely Jr's Pumping
	QUARTER TOTAL		40,000					

SECOND QUARTER	04/02/2021	Fri	5,000	MBT	Waste Activated Sludge	Biological Process Control	JWPCP	Ely Jr's Pumping
	04/06/2021	Tue	5,000	MBT	Waste Activated Sludge	Biological Process Control	JWPCP	Ely Jr's Pumping
	05/06/2021	Thu	20,000	MBT	Waste Activated Sludge	Biological Process Control	PCV	Ely Jr's Pumping
	05/14/2021	Fri	5,000	MBT	Waste Activated Sludge	Biological Process Control	JWPCP	Ely Jr's Pumping
	05/20/2021	Thu	5,000	MBT	Waste Activated Sludge	Biological Process Control	JWPCP	Ely Jr's Pumping
	05/26/2021	Wed	5,000	MBT	Waste Activated Sludge	Biological Process Control	JWPCP	Ely Jr's Pumping
	06/03/2021	Thu	5,000	MBT	Septic Sewage & Sludge	Biological Process Control	JWPCP	Ely Jr's Pumping
	06/04/2021	Fri	5,000	MBT	Waste Activated Sludge	Biological Process Control	JWPCP	Ely Jr's Pumping
	06/24/2021	Thu	10,000	MBT	Waste Activated Sludge	Biological Process Control	JWPCP	Ely Jr's Pumping
	QUARTER TOTAL		65,000					

ATTACHMENT H: SEWAGE, SLUDGE, AND GREASE HAULING

THIRD QUARTER	07/14/2021	Wed	10,000	MBT	Waste Activated Sludge	Biological Process Control	JWPCP	Ely Jr's Pumping
	08/11/2021	Wed	10,000	MBT	Waste Activated Sludge	Biological Process Control	JWPCP	Ely Jr's Pumping
	09/22/2021	Wed	1,000	IPS	Septic Sewage & Sludge	Routine Solids Removal	JWPCP	Ely Jr's Pumping
	09/22/2021	Wed	9,000	MBT	Waste Activated Sludge	Biological Process Control	JWPCP	Ely Jr's Pumping
	QUARTER TOTAL		30,000					

FOURTH QUARTER	11/03/2021	Wed	10,000	MBT	Waste Activated Sludge	Biological Process Control	JWPCP	Ely Jr's Pumping
	11/24/2021	Wed	10,000	MBT	Waste Activated Sludge	Biological Process Control	JWPCP	Ely Jr's Pumping
	12/20/2021	Mon	10,000	MBT	Waste Activated Sludge	Biological Process Control	JWPCP	Ely Jr's Pumping
	12/29/2021	Wed	15,000	MBT	Waste Activated Sludge	Biological Process Control	JWPCP	Ely Jr's Pumping
	12/30/2021	Thu	5,000	MBT	Waste Activated Sludge	Biological Process Control	JWPCP	Ely Jr's Pumping
	QUARTER TOTAL		50,000					

ATTACHMENT D: ANNUAL EFF

Date: 8/16/2021		Units							
Antimony	1.3	ug/l	Trichloroethylene	0.9	ug/l	Fluoranthene	1.9	ug/l
Arsenic	1.8	ug/l	Vinyl Chloride	0.9	ug/l	Fluorene	1.9	ug/l
Beryllium	0.19	ug/l	2-Chlorophenol	4.9	ug/l	Hexachlorobenzene	1.9	ug/l
Cadmium	0.19	ug/l	2,4-Dichlorophenol	1.9	ug/l	Hexachlorobutadiene	1.9	ug/l
Chromium (III)	2.7	ug/l	2,4-Dimethylphnol	1.9	ug/l	Hexachlorocyclopentadiene	1.9	ug/l
Chromium (VI)	0.1	ug/l	4,6- Dinitro-2-Methylphenol	9.9	ug/l	Hexachloroethane	1.9	ug/l
						Indeno (1,2,3-cd) pyrene	1.9	ug/l
Copper	1.7	ug/l	2,4-Dinitrophenol	9.9	ug/l	Isophorone	1.9	ug/l
Lead	0.19	ug/l	2-Nitrophenol	1.9	ug/l	Naphthalene	1.9	ug/l
Mercury	0.19	ug/l	4-Nitrophenol	9.9	ug/l	Nitrobenzene	1.9	ug/l
Nickel	5.1	ug/l	4-Chloro-3-Methylphenol	4.9	ug/l	N-nitrosodimethylamine	4.9	ug/l
Selenium	1.9	ug/l	Pentachlorophenol	9.9	ug/l	N-Nitrosodi-N-propylamine	1.9	ug/l
Silver	0.19	ug/l	Phenol	4.9	ug/l	Phenathrene	1.9	ug/l
Thallium	0.9	ug/l	2,4,6-Trichlorophenol	4.9	ug/l	Pyrene	1.9	ug/l
Zinc	17	ug/l	Acenaphthene	1.9	ug/l	1,2,4-Trichlorobenzene	1.9	ug/l
Cyanide	0.004	mg/l	Acenaphthylene	1.9	ug/l	Aldrin	0.0049	ug/l
Asbestos	0	mfl				alpha-BHC	0.009	ug/l
2,3,7,8 TCDD	N/A	mg/l	Anthracene	1.9	ug/l	beta-BHC	0.0049	ug/l
Acrolein	4.9	ug/l	Benzidine	9.9	ug/l	gamma-BHC	0.009	ug/l
Acrylonitrile	4.9	ug/l	Benzo (a) pyrene	1.9	ug/l	delta-BHC	0.0049	ug/l
Benzene	0.9	ug/l	Benzo (b) fluoranthene	1.9	ug/l	Chlordane	0.09	ug/l
Bromoform	0.9	ug/l	Benzo (ghi) perylene	1.9	ug/l	4,4'-DDT	0.009	ug/l
Carbon tetrachloride	0.9	ug/l	Benzo (k) fluoranthene	1.9	ug/l	4,4'-DDE	0.009	ug/l
Chlorobenzene	0.9	ug/l	Bis (2-chloroethoxy) Methane	1.9	ug/l	4,4'-DDD	0.009	ug/l
Chlorodibromomethane	0.9	ug/l	Bis (2-chloroethyl) Ether	1.9	ug/l	Dieldrin	0.009	ug/l
Chloroethane	0.9	ug/l	Bis (2-chloroisopropyl) Ether	1.9	ug/l	alpha-Endosulfan	0.009	ug/l
2-Chloroethylvinyl Ether	4.9	ug/l	Bis (2-ethylhexyl) Phthalate	1.9	ug/l	beta-Endosulfan	0.009	ug/l
Chloroform	10.0	ug/l	4-Bromophenyl Phenyl Ether	1.9	ug/l	Endosulfan Sulfate	0.009	ug/l
Dichlorobromomethane	1.3	ug/l	Butylbenzyl Phthalate	1.9	ug/l	Endrin	0.009	ug/l
						Endrin Aldehyde	0.009	ug/l
1,1 Dichloroethane	0.9	ug/l	2-Chloronaphthalene	1.9	ug/l	Heptachlor	0.009	ug/l
1,2 Dichloroethane	0.9	ug/l	4-Chlorophenyl Phenyl Ether	1.9	ug/l	Heptachlor Epoxide	0.009	ug/l
1,1 Dichloroethylene	0.9	ug/l	Chrysene	1.9	ug/l	PCB (Aroclor-1016)	0.09	ug/l
1,2 Dichloropropane	0.9	ug/l	Dibenzo (ah) anthracene	1.9	ug/l	PCB (Aroclor-1221)	0.09	ug/l
1,3-dichloropropylene	0.9	ug/l	1,2-Dichlorobenzene	0.9	ug/l	PCB (Aroclor-1232)	0.09	ug/l
Ethylbenzene	0.9	ug/l	1,3-Dichlorobenzene	0.9	ug/l	PCB (Aroclor-1242)	0.09	ug/l
Methyl Bromide	1.9	ug/l	1,4-Dichlorobenzene	0.9	ug/l	PCB (Aroclor-1248)	0.09	ug/l
Methyl Chloride	1.9	ug/l	3,3'-Dichlorobenzidine	1.9	ug/l	PCB (Aroclor-1254)	0.09	ug/l
Methylene Chloride	0.9	ug/l	Diethyl Phthalate	1.9	ug/l	PCB (Aroclor-1260)	0.09	ug/l
1,1,2,2-Tetrachloroethane	0.9	ug/l	Dimethyl Phthalate	1.9	ug/l	Toxaphene	0.09	ug/l
Tetrachloroethylene	0.9	ug/l	Di-n-butyl Phthalate	1.9	ug/l			
Toluene	0.9	ug/l	2,4-Dinitrotoluene	4.9	ug/l			
1,2-Trans-Dichloroethylene	0.9	ug/l	2,6-Dinitrotoluene	4.9	ug/l			
1,1,1-Trichloroethane	0.9	ug/l	Di-n-octyl Phthalate	1.9	ug/l			
1,1,2-Trichloroethane	0.9	ug/l	1,2-Diphenylhydrazine	1.9	ug/l			

PAT-CHEM LABORATORIES
QUALITY ANALYTICAL SERVICES SINCE 1987
1824 1st Street
San Fernando, CA 91340
(818) 639-5300 ph
(818) 639-5306 fx
pat-chem.com

Customer: **Integrated Performance Consultants, Inc.**
9297 Research Drive
Irvine CA, 92618

Attention: Ric Vardel
Report Date: 12-Jan-21 13:53
Subject: (MCC) Daily EFF

Project/P.O.#: (MCC) Daily EFF

Parameter	Method	QC Batch	RL	Prepared	Analyzed	Result	Notes
EFF (Sample I.D.# : 21A0003-01) Collected: 01-Jan-21 By JA							
Microbiological							
Fecal Coliforms	SM 9221E	AA10212	1.8	01-Jan-21	04-Jan-21	**<1.8 MPN/100 ml**	
Total Coliforms	SM 9221B	AA10212	1.8	01-Jan-21	04-Jan-21	**<1.8 MPN/100 ml**	
Inorganic Constituents							
pH	SM 4500H-B	AA10204	0.1	01-Jan-21	01-Jan-21	**7.4 pH Units**	
Residual Chlorine	SM 4500Cl-G	AA10205	0.05	02-Jan-21	02-Jan-21	**<0.05 mg/l**	

Notes and Definitions

RL Reporting Limit - The lowest amount of a constituent that can be reliably quantified and reported.

Respectfully Submitted,

Steve Jefferson 1/12/2021
Laboratory Director

Pat-Chem Laboratories
1824 1st Street
San Fernando, CA 91340

CHAIN OF CUSTODY RECORD

Phone (818) 639-5300
Fax (818) 639-5306

Environmental Sample

Sample I.D.#: 21A0003

Customer:	IPC - Integrated Performance Consultants, Inc	Project:	(MCC) EFF - Daily
Address:	9297 Research Drive	Sampled by:	P.O. #:
	Irvine CA 92618	Report Attention: Ric Vardel / Golan Kfir	Phone #: 949-382-9067

Sample Description	Date Sampled	Time Sampled	# of bottles	Required Tests	Sample Type	Matrix	Bottle Type	Preserve	Field Data (pH / Temperature) pH: Field Lab
EFF	01/01/21	8:30	1	pH, T.Res.Chlorine	Grab	AQ	500ml Plastic	4°C	
"	"	"	1	Total Coliform, Fecal Coliform	Grab	AQ	Coli Bottle	4°C, ST	

RECEIVED
JAN 01 2021
By

Geotracker EDD:
Logcode: IPCI
Global ID: WDR100000359

Signature	Print Name (Company)	Date	Time
Relinquished by: Jesus Avalos	Jesus Avalos (IPC)	01/01/21	8:35
Received by: Alex Walla Jr.	Alex Walla Jr. (PCL)	1/1/21	10:15
Relinquished by:			
Received by:			
Relinquished by:			
Received by: Alex Walla Jr.	JAN 01 2021		1205

Sample Received Checklist

Temperature upon receipt:	4°C
# of bottles agrees with COC?	Yes No
Samples intact?	Yes No
Samples properly preserved?	Yes No
Samples in holding time?	Yes No

Compliance Monitor

Initial Flow _____

Final Flow _____

Sample Type	Matrix	Bottle Type
Grab	AQ - Water	P - Plastic
Comp	SO - Soil / Sludge	G - Amber Glass
	OT - Other	VOA - 40 ml Vial
		Coli - bacteria

Preservations
HC - HCl
HS - H_2SO_4
HN - HNO_3
HP - H_3PO_4
OH - NaOH
ST - Sodium Thiosulfate
AA - Ascorbic Acid
AI - $AlCl_3$
Cu - $CuSO_4$

Note: Samples are discarded 30 days after results are reported, unless other arrangements are made.

Rev 2 Effective 5/1/17

PAT-CHEM LABORATORIES
QUALITY ANALYTICAL SERVICES SINCE 1987
1824 1st Street
San Fernando, CA 91340
(818) 639-5300 ph
(818) 639-5306 fx
pat-chem.com

Customer: **Integrated Performance Consultants, Inc.**
9297 Research Drive
Irvine CA, 92618

Attention: Ric Vardel
Report Date: 12-Jan-21 13:57
Subject: (MCC) Daily EFF

Project/P.O.#: (MCC) Daily EFF

Parameter	Method	QC Batch	RL	Prepared	Analyzed	Result	Notes
EFF (Sample I.D.# : 21A0006-01) Collected: 02-Jan-21 By JA							
Microbiological							
Fecal Coliforms	SM 9221E	AA10212	1.8	02-Jan-21	04-Jan-21	**<1.8 MPN/100 ml**	
Total Coliforms	SM 9221B	AA10212	1.8	02-Jan-21	04-Jan-21	**<1.8 MPN/100 ml**	
Inorganic Constituents							
pH	SM 4500H-B	AA10318	0.1	02-Jan-21	03-Jan-21	**7.4 pH Units**	
Residual Chlorine	SM 4500Cl-G	AA10211	0.05	02-Jan-21	02-Jan-21	**<0.05 mg/l**	

Notes and Definitions

RL Reporting Limit - The lowest amount of a constituent that can be reliably quantified and reported.

Respectfully Submitted,



Steve Jefferson 1/12/2021
Laboratory Director

Pat-Chem Laboratories
1824 1st Street
San Fernando, CA 91340

CHAIN OF CUSTODY RECORD

Phone (818) 639-5300
Fax (818) 639-5306

Environmental Sample

Sample I.D.#: 21A0006

Customer: IPC Integrated Performance Consultants, Inc.		Project: (MCC) EFF - Daily	
Address: 9297 Research Drive		Sampled by: Jesus Dueñas	P.O. #:
Irvine	CA 92618	Report Attention: Ric Vardel / Golan Kfir	Phone #: 949-382-9067

Sample Description	Date Sampled	Time Sampled	# of bottles	Required Tests	Sample Type	Matrix	Bottle Type	Preserve	Field Data (pH / Temperature) pH: Field Lab
EFF	01/01/21	10:15	1	pH, T, Res.Chlorine	Grab	AQ	500ml Plastic	4°C	7.4 | 14.8
"	"	"	1	Total Coliform, Fecal Coliform	Grab	AQ	Coli Bottle	4°C. ST	
Geotracker EDD: Logcode: IPCI Global ID: WDR100000359									

Signature	Print Name (Company)	Date	Time
Relinquished by: Jesus Dueñas	Jesus Dueñas (IPC)	01/01/21	10:30
Received by:	Cindy Warren	1-2-21	10:50
Relinquished by:	Cindy Warren	1-2-21	11:40
Received by:			
Relinquished by:			
Received in lab by:	Jordan Corkery	1/2/21	1140

Sample Received Checklist

Temperature upon receipt: 4°C

# of bottles agrees with COC? (Yes) No

Samples intact? (Yes) No

Samples properly preserved? (Yes) No

Samples in holding time? (Yes) No

Compliance Monitor

Initial Flow _____

Final Flow _____

Sample Type
Grab
Comp

Matrix
AQ - Water
SO -Soil / Sludge
OT - Other

Bottle Type
P - Plastic
G - Amber Glass
VOA - 40 ml Vial
Coli - bacteria

Preservations
HC - HCl
HS - H_2SO_4
HN - HNO_3
HP - H_3PO_4
OH - NaOH
ST - Sodium Thiosulfate
AA - Ascorbic Acid
AI - $AlCl_3$
Cu - $CuSO_4$

Note: Samples are discarded 30 days after results are reported, unless other arrangements are made.

Rev 2 Effective 5/1/17

PAT-CHEM LABORATORIES
QUALITY ANALYTICAL SERVICES SINCE 1987
1824 1st Street
San Fernando, CA 91340
(818) 639-5300 ph
(818) 639-5306 fx
pat-chem.com

Customer: **Integrated Performance Consultants, Inc.**
9297 Research Drive
Irvine CA, 92618

Attention: Ric Vardel
Report Date: 12-Jan-21 13:59
Subject: (MCC) Daily EFF

Project/P.O.#: (MCC) Daily EFF

Parameter	Method	QC Batch	RL	Prepared	Analyzed	Result	Notes
EFF (Sample I.D.# : 21A0012-01) Collected: 03-Jan-21 By MA							
Microbiological							
Fecal Coliforms	SM 9221E	AA10317	1.8	03-Jan-21	05-Jan-21	**<1.8 MPN/100 ml**	
Total Coliforms	SM 9221B	AA10317	1.8	03-Jan-21	05-Jan-21	**<1.8 MPN/100 ml**	
Inorganic Constituents							
pH	SM 4500H-B	AA10322	0.1	03-Jan-21	03-Jan-21	**7.4 pH Units**	
Residual Chlorine	SM 4500Cl-G	AA10321	0.05	03-Jan-21	03-Jan-21	**<0.05 mg/l**	

Notes and Definitions

RL Reporting Limit - The lowest amount of a constituent that can be reliably quantified and reported.

Respectfully Submitted,

Steve Jefferson 1/12/2021
Laboratory Director

Pat-Chem Laboratories
1824 1st Street
San Fernando, CA 91340

CHAIN OF CUSTODY RECORD

Phone (818) 639-5300
Fax (818) 639-5306

Environmental Sample

Sample I.D.#: 21A0012

Customer:	IPC - Integrated Performance Consultants, Inc.	Project:	(MCC) EFF - Daily
Address:	9297 Research Drive	Sampled by:	Mario A.
	Irvine CA 92618	Report Attention:	Ric Vardel / Golan Kfir
		P.O. #:	
		Phone #:	949-382-9067

Sample Description	Date Sampled	Time Sampled	# of bottles	Required Tests	Sample Type	Matrix	Bottle Type	Preserve	Field Data (pH / Temperature) pH: Field Lab
EFF	1/3/21	11:22	1	pH, T.Res.Chlorine	Grab	AQ	500ml Plastic	4°C	
"	"	"	1	Total Coliform, Fecal Coliform	Grab	AQ	Coli Bottle	4°C, ST	

RECEIVED
JAN 03 2021
By

Geotracker EDD:
Logcode: IPCI
Global ID: WDR100000359

	Signature	Print Name, (Company)	Date	Time
Relinquished by		Mario Aguirre (IPC)	1/3/21	11:25
Received by			1/3/21	11:25
Relinquished by			1-3-21	12:25
Received by				
Relinquished by				
Received (lab) by		JAN 03 2021		1224

Sample Received Checklist

Temperature upon receipt: 4 °C

# of bottles agrees with COC?	Yes	No
Samples intact?	Yes	No
Samples properly preserved?	Yes	No
Samples in holding time?	Yes	No

Compliance Monitor

Initial Flow _____

Final Flow _____

Sample Type
(Grab)
Comp

Matrix
(AQ) - Water
SO -Soil / Sludge
OT - Other

Bottle Type
(P) - Plastic
G - Amber Glass
VOA - 40 ml Vial
Coli - bacteria

Preservations
HC - HCl
HS - H_2SO_4
HN - HNO_3
HP - H_3PO_4
OH - NaOH
(ST) - Sodium Thiosulfate
AA - Ascorbic Acid
AI - $AlCl_3$
Cu - $CuSO_4$

Note: Samples are discarded 30 days after results are reported, unless other arrangements are made.

Rev 2 Effective 5/1/17

PAT-CHEM LABORATORIES
QUALITY ANALYTICAL SERVICES SINCE 1987
1824 1st Street
San Fernando, CA 91340
(818) 639-5300 ph
(818) 639-5306 fx
pat-chem.com

Customer: **Integrated Performance Consultants, Inc.**
9297 Research Drive
Irvine CA, 92618

Attention: Ric Vardel
Report Date: 12-Jan-21 14:02
Subject: (MCC) Daily EFF

Project/P.O.#: (MCC) Daily EFF

Parameter	Method	QC Batch	RL	Prepared	Analyzed	Result	Notes
EFF (Sample I.D.# : 21A0024-01) Collected: 04-Jan-21 By MA							
Microbiological							
Fecal Coliforms	SM 9221E	AA10426	1.8	04-Jan-21	07-Jan-21	**<1.8 MPN/100 ml**	
Total Coliforms	SM 9221B	AA10426	1.8	04-Jan-21	07-Jan-21	**<1.8 MPN/100 ml**	
Inorganic Constituents							
pH	SM 4500H-B	AA10433	0.1	04-Jan-21	04-Jan-21	**7.5 pH Units**	
Residual Chlorine	SM 4500Cl-G	AA10434	0.05	04-Jan-21	04-Jan-21	**<0.05 mg/l**	

Notes and Definitions

RL Reporting Limit - The lowest amount of a constituent that can be reliably quantified and reported.

Respectfully Submitted,



Steve Jefferson 1/12/2021
Laboratory Director

Pat-Chem Laboratories
1824 1st Street
San Fernando, CA 91340

CHAIN OF CUSTODY RECORD

Phone (818) 639-5300
Fax (818) 639-5306

Environmental Sample

Sample I.D.#: 21A0024

Customer: IPC - Integrated Performance Consultants, Inc.		**Project:** (MCC) EFF - Daily	
Address: 9297 Research Drive		**Sampled by:** Roi Vardel / Golan Kfir	**P.O. #:**
Irvine CA 92618		**Report Attention:**	**Phone #:** 949-382-9067

Sample Description	Date Sampled	Time Sampled	# of bottles	Required Tests	Sample Type	Matrix	Bottle Type	Preserve	Field Data (pH / Temperature) pH: Field Lab
EFF	01/04/21	1110	1	pH, T.Res.Chlorine	Grab	AQ	500ml Plastic	4°C	
			1	Total Coliform, Fecal Coliform	Grab	AQ	Coli Bottle	4°C, ST	
1	1	1							
Geotracker EDD:									
Logcode: IPCI									
Global ID: WDR100000359									

	Signature	Print Name (Company)	Date	Time
Relinquished by		Carlos Alvarez (ARC)	01/04/21	1110
Received by			1/4/21	1150
Relinquished by				
Received by				
Relinquished by				
Received in lab by			1/4/21	1335

Sample Received Checklist

Temperature upon receipt: _____

# of bottles agrees with COC? Yes No

Samples intact? Yes No

Samples properly preserved? Yes No

Samples in holding time? Yes No

Compliance Monitor

Initial Flow _____

Final Flow _____

Sample Type
Grab
Comp

Matrix
AQ - Water
SO -Soil / Sludge
OT - Other

Bottle Type
P - Plastic
G - Amber Glass
VOA - 40 ml Vial
Coli - bacteria

Preservations
HC - HCl
HS - H_2SO_4
HN - HNO_3
HP - H_3PO_4
OH - NaOH
ST - Sodium Thiosulfate
AA - Ascorbic Acid
AI - $AlCl_3$
Cu -$CuSO_4$

Note: Samples are discarded 30 days after results are reported, unless other arrangements are made.

Rev 2 Effective 5/1/17

PAT-CHEM LABORATORIES
QUALITY ANALYTICAL SERVICES SINCE 1987
1824 1st Street
San Fernando, CA 91340
(818) 639-5300 ph
(818) 639-5306 fx
pat-chem.com

Customer: **Integrated Performance Consultants, Inc.**
9297 Research Drive
Irvine CA, 92618

Attention: Ric Vardel
Report Date: 20-Jan-21 17:37
Subject: (MCC) Monthly EFF

Project/P.O.#: (MCC) Monthly EFF

Parameter	Method	QC Batch	RL	Prepared	Analyzed	Result	Notes
EFF (Sample I.D.# : 21A0028-01) Collected: 04-Jan-21 By CA							
Physical Properties							
Total Dissolved Solids	SM 2540C	AA10528	5	05-Jan-21	06-Jan-21	**744 mg/l**	
Inorganic Constituents							
Chloride	EPA 300.0	AA11821	20.0	18-Jan-21	19-Jan-21	**195 mg/l**	
Sulfate as SO4	EPA 300.0	AA11821	10.0	18-Jan-21	19-Jan-21	**112 mg/l**	
Boron	EPA 200.7	AA10625	0.10	06-Jan-21	08-Jan-21	**0.26 mg/l**	
Phosphorus, Total as P	EPA 365.3	AA11928	0.25	19-Jan-21	19-Jan-21	**1.90 mg/l**	
Aggregate Organic Constituents							
MBAS	SM 5540 C	AA10435	0.08	04-Jan-21	04-Jan-21	**0.14 mg/l**	
Oil & Grease (HEM)	EPA 1664A	AA11434	5	14-Jan-21	16-Jan-21	**<5 mg/l**	

Notes and Definitions

RL Reporting Limit - The lowest amount of a constituent that can be reliably quantified and reported.

Respectfully Submitted,

Steve Jefferson 1/20/2021
Laboratory Director

Pat-Chem Laboratories
1824 1st Street
San Fernando, CA 91340

CHAIN OF CUSTODY RECORD

Phone (818) 639-5300
Fax (818) 639-5306

Environmental Sample

Sample I.D.#: 21A0028

Customer: IPC - Integrated Performance Consultants, Inc.
Address: 9297 Research Drive
Irvine CA 92618

Project: (MCC) EFF - Monthly
Sampled by: CD
Report Attention: Ric Vardel / Golan Kfir

P.O. #:
Phone #: 949-382-9067

Sample Description	Date Sampled	Time Sampled	# of bottles	Required Tests	Sample Type	Matrix	Bottle Type	Preserve	Field Data (pH / Temperature) pH: Field
EFF	01/04/21	1110	1	Sulfate, Chloride, TDS	Grab	AQ	1/2 Gal. P	4°C	
			1	MBAS	Grab	AQ	500 P	4°C	
			1	Oil & Grease	Grab	AQ	1L G	HC	
			1	Boron	Grab	AQ	250 P	HN	
			1	T.Phos	Grab	AQ	500 P	4°C	

Geotracker EDD:
Logcode: IPCI
Global ID: WDR100000359

	Signature	Print Name (Company)	Date	Time
Relinquished by	CD	Carlos Alvarez (IPC)	01/04/21	1110
Received by	EG	EG	1/4/21	1150
Relinquished by				
Received by				
Relinquished by				
Received in lab by	EG	Evans	1/4/20	1345

Sample Received Checklist

Temperature upon receipt: _____
# of bottles agrees with COC? Yes No
Samples intact? Yes No
Samples properly preserved? Yes No
Samples in holding time? Yes No

Compliance Monitor

Initial Flow _____
Final Flow _____

Sample Type
Grab
Comp

Matrix
AQ - Water
SO - Soil / Sludge
OT - Other

Bottle Type
P - Plastic
G - Amber Glass
VOA - 40 ml Vial
Coli - bacteria

Preservations
HC - HCl
HS - H_2SO_4
HN - HNO_3
HP - H_3PO_4
OH - NaOH
ST - Sodium Thiosulfate
AA - Ascorbic Acid
Al - $AlCl_3$
Cu - $CuSO_4$

Note: Samples are discarded 30 days after results are reported, unless other arrangements are made.

Rev 2 Effective 5/1/17

PAT-CHEM LABORATORIES
QUALITY ANALYTICAL SERVICES SINCE 1987
1824 1st Street
San Fernando, CA 91340
(818) 639-5300 ph
(818) 639-5306 fx
pat-chem.com

Customer: **Integrated Performance Consultants, Inc.**
9297 Research Drive
Irvine CA, 92618

Attention: Ric Vardel
Report Date: 12-Jan-21 14:04
Subject: (MCC) Daily EFF

Project/P.O.#: (MCC) Daily EFF

Parameter	Method	QC Batch	RL	Prepared	Analyzed	Result	Notes
EFF (Sample I.D.# : 21A0066-01) Collected: 05-Jan-21 By GK							
Microbiological							
Fecal Coliforms	SM 9221E	AA10525	1.8	05-Jan-21	07-Jan-21	**<1.8 MPN/100 ml**	
Total Coliforms	SM 9221B	AA10525	1.8	05-Jan-21	07-Jan-21	**<1.8 MPN/100 ml**	
Inorganic Constituents							
pH	SM 4500H-B	AA10906	0.1	05-Jan-21	05-Jan-21	**7.6 pH Units**	
Residual Chlorine	SM 4500Cl-G	AA10905	0.05	09-Jan-21	09-Jan-21	**<0.05 mg/l**	

Notes and Definitions

RL Reporting Limit - The lowest amount of a constituent that can be reliably quantified and reported.

Respectfully Submitted,

Steve Jefferson 1/12/2021
Laboratory Director

Pat-Chem Laboratories
1824 1st Street
San Fernando, CA 91340

CHAIN OF CUSTODY RECORD

Phone (818) 639-5300
Fax (818) 639-5306

Environmental Sample

Sample I.D.#: 21A0066

Customer: IPC - Integrated Performance Consultants, Inc.		Project: (MCC) EFF - Daily	
Address: 9297 Research Drive	Sampled by: Golan Kfir		P.O. #:
Irvine CA 92618	Report Attention: Ric Vardel / Golan Kfir		Phone #: 949-382-9067

Sample Description	Date Sampled	Time Sampled	# of bottles	Required Tests	Sample Type	Matrix	Bottle Type	Preserve	Field Data (pH / Temperature) pH: Field Lab
EFF	1/5/21	10:35	1	pH, T.Res.Chlorine	Grab	AQ	500ml Plastic	4°C	
	"	"	1	Total Coliform, Fecal Coliform	Grab	AQ	Coli Bottle	4°C, ST	

Geotracker EDD:
Logcode: IPCI
Global ID: WDR100000359

RECEIVED
JAN 05 2021
By [signature]

Signature	Print Name (Company)	Date	Time
Relinquished by GK	Golan IPC	1/5/21	1035
Received by EB	Evan B pd	1/5/21	1200
Relinquished by EB	Evan B pm	1/5/21	1575
Received by			
Relinquished by			
Received in lab by [signature]	JAN 05 2021		1226

Sample Received Checklist

Temperature upon receipt: 4
# of bottles agrees with COC? Yes No
Samples intact? Yes No
Samples properly preserved? Yes No
Samples in holding time? Yes No

Compliance Monitor

Initial Flow _____
Final Flow _____

Sample Type
Grab
Comp

Matrix
AQ - Water
SO - Soil / Sludge
OT - Other

Bottle Type
P - Plastic
G - Amber Glass
VOA - 40 ml Vial
Coli - bacteria

Preservations
HC - HCl
HS - H_2SO_4
HN - HNO_3
HP - H_3PO_4
OH - NaOH
ST - Sodium Thiosulfate
AA - Ascorbic Acid
Al - $AlCl_3$
Cu - $CuSO_4$

Note: Samples are discarded 30 days after results are reported, unless other arrangements are made.

Rev 2 Effective 5/1/17

PAT-CHEM LABORATORIES
QUALITY ANALYTICAL SERVICES SINCE 1987
1824 1st Street
San Fernando, CA 91340
(818) 639-5300 ph
(818) 639-5306 fx
pat-chem.com

Customer: **Integrated Performance Consultants, Inc.**
9297 Research Drive
Irvine CA, 92618

Attention: Ric Vardel
Report Date: 12-Jan-21 14:23
Subject: (MCC) Weekly INF

Project/P.O.#: (MCC) Weekly INF

Parameter	Method	QC Batch	RL	Prepared	Analyzed	Result	Notes
INF (Sample I.D.# : 21A0145-01) Collected: 05-Jan-21 By CA							
Physical Properties							
Total Suspended Solids	SM2540D	AA10730	1	07-Jan-21	07-Jan-21	**160 mg/l**	
Aggregate Organic Constituents							
Biochemical Oxygen Demand	SM 5210B	AA10732	2	07-Jan-21	12-Jan-21	**390 mg/l**	

Notes and Definitions

RL Reporting Limit - The lowest amount of a constituent that can be reliably quantified and reported.

Respectfully Submitted,

Steve Jefferson 1/12/2021
Laboratory Director

Pat-Chem Laboratories
1824 1st Street
San Fernando, CA 91340

CHAIN OF CUSTODY RECORD

Phone (818) 639-5300
Fax (818) 639-5306

Environmental Sample

Sample I.D.#: 21A0145

Customer: IPC - Integrated Performance Consultants, Inc		Project: (MCC) INF - Weekly	
Address: 9297 Research Drive, Irvine, CA 92618		Sampled by:	P.O. #:
		Report Attention: Ric Vardel / Golan Kiir	Phone #: 949-382-9067

Sample Description	Date Sampled	Time Sampled	# of bottles	Required Tests	Sample Type	Matrix	Bottle Type	Preserve	Field Data (pH / Temperature) pH: Field Lab
INF	01/05/21	0000	1	TSS	Comp	AQ	1L P	4°C	
			1	BOD	Comp	AQ	1L P	4°C	

RECEIVED
JAN 06 2021
By

Geotracker EDD:
Logcode: IPCI
Global ID: WDR100000359

	Signature	Print Name (Company)	Date	Time
Relinquished by		Carlos Alvarez (IPC)	01/06/21	1000
Received by		Gwan Garcia	1/6/21	1230
Relinquished by		Gwan Garcia	1/6/21	1530
Received by				
Relinquished by				
Received for lab by		JAN 06 2021		1631

Sample Received Checklist

Temperature upon receipt: 4°C

# of bottles agrees with COC?	Yes	No
Samples intact?	Yes	No
Samples properly preserved?	Yes	No
Samples in holding time?	Yes	No

Compliance Monitor

Initial Flow _____

Final Flow _____

Sample Type
Grab
Comp

Matrix
AQ - Water
SO - Soil / Sludge
OT - Other

Bottle Type
P - Plastic
G - Amber Glass
VOA - 40 ml Vial
Coli - bacteria

Preservations
HC - HCl
HS - H_2SO_4
HN - HNO_3
HP - H_3PO_4
OH - NaOH
ST - Sodium Thiosulfate
AA - Ascorbic Acid
Al - $AlCl_3$
Cu - $CuSO_4$

Note: Samples are discarded 30 days after results are reported, unless other arrangements are made.

Rev 2 Effective 5/1/17

PAT-CHEM LABORATORIES
QUALITY ANALYTICAL SERVICES SINCE 1987
1824 1st Street
San Fernando, CA 91340
(818) 639-5300 ph
(818) 639-5306 fx
pat-chem.com

Customer: **Integrated Performance Consultants, Inc.**
9297 Research Drive
Irvine CA, 92618

Attention: Ric Vardel
Report Date: 12-Jan-21 14:07
Subject: (MCC) Daily EFF

Project/P.O.#: (MCC) Daily EFF

Parameter	Method	QC Batch	RL	Prepared	Analyzed	Result	Notes
EFF (Sample I.D.# : 21A0137-01) Collected: 06-Jan-21 By CA							
Microbiological							
Fecal Coliforms	SM 9221E	AA10631	1.8	06-Jan-21	08-Jan-21	**<1.8 MPN/100 ml**	
Total Coliforms	SM 9221B	AA10631	1.8	06-Jan-21	08-Jan-21	**<1.8 MPN/100 ml**	
Inorganic Constituents							
pH	SM 4500H-B	AA10906	0.1	06-Jan-21	06-Jan-21	**7.5 pH Units**	
Residual Chlorine	SM 4500Cl-G	AA10905	0.05	07-Jan-21	07-Jan-21	**<0.05 mg/l**	

Notes and Definitions

RL Reporting Limit - The lowest amount of a constituent that can be reliably quantified and reported.

Respectfully Submitted,

Steve Jefferson 1/12/2021
Laboratory Director

Pat-Chem Laboratories
1824 1st Street
San Fernando, CA 91340

CHAIN OF CUSTODY RECORD

Phone (818) 639-5300
Fax (818) 639-5306

Environmental Sample

Sample I.D.#: 21A0137

Customer: IPC - Integrated Performance Consultants, Inc.		**Project:** (MCC) EFF - Daily	
Address: 9297 Research Drive		**Sampled by:**	**P.O. #:**
Irvine	CA 92618	**Report Attention:** Ric Vardel / Golan Kfir	**Phone #:** 949-382-9067

Sample Description	Date Sampled	Time Sampled	# of bottles	Required Tests	Sample Type	Matrix	Bottle Type	Preserve	Field Data (pH / Temperature) pH: Field Lab
EFF	01/06/21	1150	1	pH, T.Res.Chlorine	Grab	AQ	500ml Plastic	4°C	
			1	Total Coliform, Fecal Coliform	Grab	AQ	Coli Bottle	4°C, ST	

RECEIVED
JAN 06 2021

Geotracker EDD:
Logcode: iPCI
Global ID: WDR100000359

	Signature	Print Name (Company)	Date	Time
Relinquished by		Carlos Alvarez (GPC)	01/06/21	1150
Received by	CA	Evan Garcia pcl	1/6/21	1230
Relinquished by	EG	Evan G pcl	1/6/21	1530
Received by				
Relinquished by				
Received in lab by		JAN 06 2021		1530

Sample Received Checklist

Temperature upon receipt: 4°C

# of bottles agrees with COC?	(Yes) No
Samples intact?	(Yes) No
Samples properly preserved?	(Yes) No
Samples in holding time?	(Yes) No

Compliance Monitor

Initial Flow _____

Final Flow _____

Sample Type
(Grab)
Comp

Matrix
(AQ) Water
SO -Soil / Sludge
OT - Other

Bottle Type
(P) - Plastic
G - Amber Glass
VOA - 40 ml Vial
(Coli) - bacteria

Preservations
HC - HCl
HS - H_2SO_4
HN - HNO_3
HP - H_3PO_4
OH - NaOH
(ST) - Sodium Thiosulfate
AA - Ascorbic Acid
AI - $AlCl_3$
Cu - $CuSO_4$

Note: Samples are discarded 30 days after results are reported, unless other arrangements are made.

Rev 2 Effective 5/1/17

PAT-CHEM LABORATORIES
QUALITY ANALYTICAL SERVICES SINCE 1987
1824 1st Street
San Fernando, CA 91340
(818) 639-5300 ph
(818) 639-5306 fx
pat-chem.com

Customer: **Integrated Performance Consultants, Inc.**
9297 Research Drive
Irvine CA, 92618

Attention: Ric Vardel
Report Date: 19-Jan-21 17:50
Subject: (MCC) Weekly EFF

Project/P.O.#: (MCC) Weekly EFF

Parameter	Method	QC Batch	RL	Prepared	Analyzed	Result	Notes
EFF (Sample I.D.# : 21A0147-01) Collected: 06-Jan-21 By CA							
Physical Properties							
Total Suspended Solids	SM2540D	AA10730	1	07-Jan-21	07-Jan-21	**<1 mg/l**	
Inorganic Constituents							
Ammonia as N	EPA 350.1	AA10737	0.10	07-Jan-21	07-Jan-21	**<0.10 mg/l**	
Nitrate as N	EPA 353.2	AA10823	0.05	08-Jan-21	09-Jan-21	**<0.05 mg/l**	
Nitrite as N	EPA 353.2	AA10823	0.05	08-Jan-21	09-Jan-21	**<0.05 mg/l**	
Total Kjeldahl Nitrogen	EPA 351.2	AA11425	0.10	14-Jan-21	15-Jan-21	**0.14 mg/l**	
EFF (Sample I.D.# : 21A0147-02) Collected: 05-Jan-21 By CA							
Aggregate Organic Constituents							
Biochemical Oxygen Demand	SM 5210B	AA10732	2	07-Jan-21	12-Jan-21	**2 mg/l**	

Notes and Definitions

RL Reporting Limit - The lowest amount of a constituent that can be reliably quantified and reported.

Respectfully Submitted,

Steve Jefferson 1/19/2021
Laboratory Director

Pat-Chem Laboratories
1824 1st Street
San Fernando, CA 91340

CHAIN OF CUSTODY RECORD

Phone (818) 639-5300
Fax (818) 639-5306

Environmental Sample

Sample I.D.#: 21A0147

Customer: IPC - Integrated Performance Consultants, Inc.		Project: (MCC) EFF - Weekly	
Address: 9297 Research Drive		Sampled by:	P.O. #:
Irvine CA 92618		Report Attention: Ric Vardel / Golan Kilr	Phone #: 949-362-9067

Sample Description	Date Sampled	Time Sampled	# of bottles	Required Tests	Sample Type	Matrix	Bottle Type	Preserve	Field Data (pH / Temperature) pH: Field Lab
EFF	01/06/21	1150	1	TSS	Grab	AQ	1-Liter-Plastic	4°C	
	"	"	1	Ammonia, TKN	Grab	AQ	500ml Plastic	4°C	
	"	"	1	Nitrate, Nitrite	Grab	AQ	250ml Plastic	4°C	
	01/05/21	0000	1	BOD	Comp	AQ	1-Liter-Plastic	4°C	

RECEIVED
JAN 06 2021
By

Geotracker EDD:
Logcode: IPCI
Global ID: WDR100000359

	Signature	Print Name (Company)	Date	Time
Relinquished by		Carlos Alvarez (IPC)	01/06/21	1150
Received by	EG	Evan Garcia (PCL)	1/6/21	1230
Relinquished by	EG	Evan G (PCL)	1/6/21	1530
Received by				
Relinquished by				
Received at lab by		JAN 06 2021		1635

Sample Received Checklist

Temperature upon receipt: 4 °C
# of bottles agrees with COC? (Yes) No
Samples intact? (Yes) No
Samples properly preserved? (Yes) No
Samples in holding time? (Yes) No

Compliance Monitor

Initial Flow _____
Final Flow _____

Sample Type
(Grab)
Comp

Matrix
(AQ) - Water
SO -Soil / Sludge
OT - Other

Bottle Type
(P) - Plastic
G - Amber Glass
VOA - 40 ml Vial
Coli - bacteria

Preservations
HC - HCl
HS - H_2SO_4
HN - HNO_3
HP - H_3PO_4
OH - NaOH
ST - Sodium Thiosulfate
AA - Ascorbic Acid
AI - $AlCl_3$
Cu - $CuSO_4$

Note: Samples are discarded 30 days after results are reported, unless other arrangements are made.

Rev 2 Effective 5/1/17

PAT-CHEM LABORATORIES
QUALITY ANALYTICAL SERVICES SINCE 1987
1824 1st Street
San Fernando, CA 91340
(818) 639-5300 ph
(818) 639-5306 fx
pat-chem.com

Customer: **Integrated Performance Consultants, Inc.**
9297 Research Drive
Irvine CA, 92618

Attention: Ric Vardel
Report Date: 12-Jan-21 14:10
Subject: (MCC) Daily EFF

Project/P.O.#: (MCC) Daily EFF

Parameter	Method	QC Batch	RL	Prepared	Analyzed	Result	Notes
EFF (Sample I.D.# : 21A0176-01) Collected: 07-Jan-21 By CA							
Microbiological							
Fecal Coliforms	SM 9221E	AA10733	1.8	07-Jan-21	09-Jan-21	**<1.8 MPN/100 ml**	
Total Coliforms	SM 9221B	AA10733	1.8	07-Jan-21	09-Jan-21	**<1.8 MPN/100 ml**	
Inorganic Constituents							
pH	SM 4500H-B	AA10906	0.1	07-Jan-21	07-Jan-21	**7.7 pH Units**	
Residual Chlorine	SM 4500Cl-G	AA10905	0.05	08-Jan-21	08-Jan-21	**0.06 mg/l**	

Notes and Definitions

RL Reporting Limit - The lowest amount of a constituent that can be reliably quantified and reported.

Respectfully Submitted,



Steve Jefferson 1/12/2021
Laboratory Director

Pat-Chem Laboratories
1824 1st Street
San Fernando, CA 91340

CHAIN OF CUSTODY RECORD

Phone (818) 639-5300
Fax (818) 639-5306

Environmental Sample

Sample I.D.#: 21A0176

Customer:	IPC - Integrated Performance Consultants, Inc.	Project:	(MCC) EFF - Daily
Address:	9297 Research Drive	Sampled by:	Ric Vardel / Golan Kfir
	Irvine CA 92618	Report Attention:	
		P.O. #:	
		Phone #:	949-382-9067

Sample Description	Date Sampled	Time Sampled	# of bottles	Required Tests	Sample Type	Matrix	Bottle Type	Preserve	Field Data (pH / Temperature) pH: Field Lab
EFF	01/07/21	1050	1	pH, T.Res.Chlorine	Grab	AQ	500ml Plastic	4°C	
			1	Total Coliform, Fecal Coliform	Grab	AQ	Coli Bottle	4°C, ST	
1	1	1							

RECEIVED
JAN 07 2021
By

Geotracker EDD:
Logcode: IPCI
Global ID: WDR100000359

	Signature	Print Name (Company)	Date	Time
Relinquished by		Carlos Alvarez (Self)	01/07/21	1050
Received by	EC	Evan Garcia (PAT)	1/7/21	1255
Relinquished by	EC	Evan Garcia (PAT)	1/7/21	1415
Received by				
Relinquished by				
Received in lab by		JAN 07 2021		1426

Sample Received Checklist

Temperature upon receipt: 4 °C

# of bottles agrees with COC?	(Yes) No
Samples intact?	(Yes) No
Samples properly preserved?	(Yes) No
Samples in holding time?	(Yes) No

Compliance Monitor

Initial Flow _____

Final Flow _____

Sample Type	Preservations
(Grab) Comp	HC - HCl
Matrix	HS - H_2SO_4
(AQ) - Water	HN - HNO_3
SO -Soil / Sludge	HP - H_3PO_4
OT - Other	OH - NaOH
Bottle Type	ST - Sodium Thiosulfate
(P) Plastic	AA - Ascorbic Acid
G - Amber Glass	Al - $AlCl_3$
VOA - 40 ml Vial	Cu -$CuSO_4$
Coli - bacteria	

Note: Samples are discarded 30 days after results are reported, unless other arrangements are made.

Rev 2 Effective 5/1/17

PAT-CHEM LABORATORIES
QUALITY ANALYTICAL SERVICES SINCE 1987
1824 1st Street
San Fernando, CA 91340
(818) 639-5300 ph
(818) 639-5306 fx
pat-chem.com

Customer: **Integrated Performance Consultants, Inc.**
9297 Research Drive
Irvine CA, 92618

Attention: Ric Vardel
Report Date: 28-Apr-21 10:20
Subject: (MCC) Quarterly EFF

Project/P.O.#: (MCC) Quarterly EFF

Parameter	Method	QC Batch	RL	Prepared	Analyzed	Result	Notes
EFF (Sample I.D.# : 21A0181-01) Collected: 07-Jan-21 By CA							
Physical Properties							
Total Alkalinity	SM 2320B	AA12620	1	26-Jan-21	27-Jan-21	**170 mg/l**	
Carbonate Alkalinity	SM 2320B	AA12620	1	26-Jan-21	27-Jan-21	**<1 mg/l**	
Bicarbonate Alkalinity	SM 2320B	AA12620	1	26-Jan-21	27-Jan-21	**170 mg/l**	
Hydroxide Alkalinity	SM 2320B	AA12620	1	26-Jan-21	27-Jan-21	**<1 mg/l**	
Color	SM 2120 C	AA10912	5.0	09-Jan-21	09-Jan-21	**34.1 CU**	
Specific Conductance (EC)	SM 2510B	AA10914	0.1	09-Jan-21	10-Jan-21	**1250 uS/cm**	
Odor	SM 2150B	AB11216	1	07-Jan-21	07-Jan-21	**<1 T.O.N.**	
Inorganic Constituents							
Silver	EPA 200.8	AA11229	0.2	12-Jan-21	13-Jan-21	**<0.2 ug/l**	
Aluminum	EPA 200.8	AA11229	5.0	12-Jan-21	13-Jan-21	**20 ug/l**	
Fluoride	EPA 300.0	AA10919	0.10	09-Jan-21	10-Jan-21	**1.69 mg/l**	
Arsenic	EPA 200.8	AA11229	0.2	12-Jan-21	13-Jan-21	**1.1 ug/l**	
Barium	EPA 200.8	AA11229	0.5	12-Jan-21	13-Jan-21	**13 ug/l**	
Beryllium	EPA 200.8	AA11229	0.2	12-Jan-21	13-Jan-21	**<0.2 ug/l**	
Calcium	EPA 200.7	AA11110	0.10	11-Jan-21	12-Jan-21	**41.2 mg/l**	
Cadmium	EPA 200.8	AA11229	0.2	12-Jan-21	13-Jan-21	**<0.2 ug/l**	
Chromium - Total	EPA 200.8	AA11229	0.2	12-Jan-21	13-Jan-21	**2.6 ug/l**	
Copper	EPA 200.8	AA11229	0.2	12-Jan-21	13-Jan-21	**0.5 ug/l**	
Cyanide (total)	SM 4500-CN-E	AA11113	0.0040	11-Jan-21	11-Jan-21	**0.0040 mg/l**	
Iron	EPA 200.7	AA11110	0.02	11-Jan-21	12-Jan-21	**0.04 mg/l**	
Mercury	EPA 245.1	AA10815	0.20	08-Jan-21	11-Jan-21	**<0.20 ug/l**	
Magnesium	EPA 200.7	AA11110	0.10	11-Jan-21	12-Jan-21	**19.8 mg/l**	
Manganese	EPA 200.8	AA11229	0.5	12-Jan-21	13-Jan-21	**63 ug/l**	
Nickel	EPA 200.8	AA11229	0.5	12-Jan-21	13-Jan-21	**3.5 ug/l**	
Lead	EPA 200.8	AA11229	0.2	12-Jan-21	13-Jan-21	**<0.2 ug/l**	
pH	SM 4500H-B	AA10906	0.1	07-Jan-21	07-Jan-21	**7.6 pH Units**	A-01

Respectfully Submitted,

Steve Jefferson 4/28/2021
Laboratory Director

PAT-CHEM LABORATORIES
QUALITY ANALYTICAL SERVICES SINCE 1987
1824 1st Street
San Fernando, CA 91340
(818) 639-5300 ph
(818) 639-5306 fx
pat-chem.com

Customer: **Integrated Performance Consultants, Inc.**
9297 Research Drive
Irvine CA, 92618

Attention: Ric Vardel
Report Date: 28-Apr-21 10:20
Subject: (MCC) Quarterly EFF

Project/P.O.#: (MCC) Quarterly EFF

Parameter	Method	QC Batch	RL	Prepared	Analyzed	Result	Notes
EFF (Sample I.D.# : 21A0181-01) Collected: 07-Jan-21 By CA							
Inorganic Constituents							
Antimony	EPA 200.8	AA11229	1.0	12-Jan-21	13-Jan-21	**<1.0 ug/l**	
Selenium	EPA 200.8	AA11229	2.0	12-Jan-21	13-Jan-21	**<2.0 ug/l**	
Thallium	EPA 200.8	AA11229	1.0	12-Jan-21	13-Jan-21	**<1.0 ug/l**	
Uranium	EPA 200.8	AA11229	0.7	12-Jan-21	13-Jan-21	**<0.7 pCi/L**	
Zinc	EPA 200.8	AA11229	1.0	12-Jan-21	13-Jan-21	**48 ug/l**	
Aggregate Organic Constituents							
MBAS	SM 5540 C	AA10726	0.20	08-Jan-21	08-Jan-21	**0.30 mg/l**	
Volatile Organic Chemicals (VOCs)							
Benzene	EPA 524.2	AA11933	0.5	19-Jan-21	19-Jan-21	**<0.5 ug/l**	
Carbon tetrachloride	EPA 524.2	AA11933	0.5	19-Jan-21	19-Jan-21	**<0.5 ug/l**	
1,2-Dichlorobenzene	EPA 524.2	AA11933	0.5	19-Jan-21	19-Jan-21	**<0.5 ug/l**	
1,4-Dichlorobenzene	EPA 524.2	AA11933	0.5	19-Jan-21	19-Jan-21	**<0.5 ug/l**	
1,1-Dichloroethane	EPA 524.2	AA11933	0.5	19-Jan-21	19-Jan-21	**<0.5 ug/l**	
1,2-Dichloroethane	EPA 524.2	AA11933	0.5	19-Jan-21	19-Jan-21	**<0.5 ug/l**	
1,1-Dichloroethylene	EPA 524.2	AA11933	0.5	19-Jan-21	19-Jan-21	**<0.5 ug/l**	
cis-1,2-Dichloroethylene	EPA 524.2	AA11933	0.5	19-Jan-21	19-Jan-21	**<0.5 ug/l**	
trans-1,2-Dichloroethylene	EPA 524.2	AA11933	0.5	19-Jan-21	19-Jan-21	**<0.5 ug/l**	
Methylene chloride (Dichloromethane)	EPA 524.2	AA11933	0.5	19-Jan-21	19-Jan-21	**<0.5 ug/l**	
1,2-Dichloropropane	EPA 524.2	AA11933	0.5	19-Jan-21	19-Jan-21	**<0.5 ug/l**	
cis-1,3-Dichloropropene	EPA 524.2	AA11933	0.5	19-Jan-21	19-Jan-21	**<0.5 ug/l**	
trans-1,3-Dichloropropene	EPA 524.2	AA11933	0.5	19-Jan-21	19-Jan-21	**<0.5 ug/l**	
Ethylbenzene	EPA 524.2	AA11933	0.5	19-Jan-21	19-Jan-21	**<0.5 ug/l**	
Methyl tert-butyl ether	EPA 524.2	AA11933	0.5	19-Jan-21	19-Jan-21	**<0.5 ug/l**	
Chlorobenzene	EPA 524.2	AA11933	0.5	19-Jan-21	19-Jan-21	**<0.5 ug/l**	
Styrene	EPA 524.2	AA11933	0.5	19-Jan-21	19-Jan-21	**<0.5 ug/l**	
1,1,2,2-Tetrachloroethane	EPA 524.2	AA11933	0.5	19-Jan-21	19-Jan-21	**<0.5 ug/l**	

Respectfully Submitted,

Steve Jefferson 4/28/2021
Laboratory Director

PAT-CHEM LABORATORIES
QUALITY ANALYTICAL SERVICES SINCE 1987
1824 1st Street
San Fernando, CA 91340
(818) 639-5300 ph
(818) 639-5306 fx
pat-chem.com

Customer: **Integrated Performance Consultants, Inc.**
9297 Research Drive
Irvine CA, 92618

Attention: Ric Vardel
Report Date: 28-Apr-21 10:20
Subject: (MCC) Quarterly EFF

Project/P.O.#: (MCC) Quarterly EFF

Parameter	Method	QC Batch	RL	Prepared	Analyzed	Result	Notes
EFF (Sample I.D.# : 21A0181-01) Collected: 07-Jan-21 By CA							
Volatile Organic Chemicals (VOCs)							
Tetrachloroethylene	EPA 524.2	AA11933	0.5	19-Jan-21	19-Jan-21	**<0.5 ug/l**	
Toluene	EPA 524.2	AA11933	0.5	19-Jan-21	19-Jan-21	**<0.5 ug/l**	
1,2,4-Trichlorobenzene	EPA 524.2	AA11933	0.5	19-Jan-21	19-Jan-21	**<0.5 ug/l**	
1,1,1-Trichloroethane	EPA 524.2	AA11933	0.5	19-Jan-21	19-Jan-21	**<0.5 ug/l**	
1,1,2-Trichloroethane	EPA 524.2	AA11933	0.5	19-Jan-21	19-Jan-21	**<0.5 ug/l**	
Trichloroethylene	EPA 524.2	AA11933	0.5	19-Jan-21	19-Jan-21	**<0.5 ug/l**	
Trichlorofluoromethane (Freon 11)	EPA 524.2	AA11933	0.5	19-Jan-21	19-Jan-21	**<0.5 ug/l**	
1,1,2-Trichloro-1,2,2-trifluoroethane	EPA 524.2	AA11933	0.5	19-Jan-21	19-Jan-21	**<0.5 ug/l**	
Vinyl chloride	EPA 524.2	AA11933	0.5	19-Jan-21	19-Jan-21	**<0.5 ug/l**	
m,p-Xylene	EPA 524.2	AA11933	0.5	19-Jan-21	19-Jan-21	**<0.5 ug/l**	
o-Xylene	EPA 524.2	AA11933	0.5	19-Jan-21	19-Jan-21	**<0.5 ug/l**	
Bromodichloromethane	EPA 524.2	AA11933	0.5	19-Jan-21	19-Jan-21	**2.6 ug/l**	
Bromoform	EPA 524.2	AA11933	0.5	19-Jan-21	19-Jan-21	**<0.5 ug/l**	
Chloroform	EPA 524.2	AA11933	0.5	19-Jan-21	19-Jan-21	**6.3 ug/l**	
Dibromochloromethane	EPA 524.2	AA11933	0.5	19-Jan-21	19-Jan-21	**0.7 ug/l**	
Surrogate: Bromofluorobenzene	EPA 524.2	AA11933		19-Jan-21	19-Jan-21	*94.3 % (80-120)*	
Surrogate: Dibromofluoromethane	EPA 524.2	AA11933		19-Jan-21	19-Jan-21	*101 % (80-120)*	
Surrogate: Toluene-d8	EPA 524.2	AA11933		19-Jan-21	19-Jan-21	*99.2 % (80-120)*	
Disinfection Byproducts							
Monochloroacetic Acid	EPA 552.2	AA11828	1.0	18-Jan-21	27-Jan-21	**<1.0 ug/l**	
Dichloroacetic Acid	EPA 552.2	AA11828	1.0	18-Jan-21	27-Jan-21	**4.3 ug/l**	
Trichloroacetic Acid	EPA 552.2	AA11828	1.0	18-Jan-21	27-Jan-21	**1.7 ug/l**	
Monobromoacetic Acid	EPA 552.2	AA11828	1.0	18-Jan-21	27-Jan-21	**<1.0 ug/l**	
Dibromoacetic Acid	EPA 552.2	AA11828	1.0	18-Jan-21	27-Jan-21	**<1.0 ug/l**	
Surrogate: 2,3-Dibromopropionic Acid	EPA 552.2	AA11828		18-Jan-21	27-Jan-21	*95.6 % (60-140)*	
Bromate	EPA 300.1	AA11929	25.0	19-Jan-21	27-Jan-21	**<25.0 ug/l**	
Chlorite	EPA 300.1	AA11929	100	19-Jan-21	27-Jan-21	**<100 ug/l**	

Respectfully Submitted,

Steve Jefferson 4/28/2021
Laboratory Director

PAT-CHEM LABORATORIES
QUALITY ANALYTICAL SERVICES SINCE 1987
1824 1st Street
San Fernando, CA 91340
(818) 639-5300 ph
(818) 639-5306 fx
pat-chem.com

Customer: **Integrated Performance Consultants, Inc.**
9297 Research Drive
Irvine CA, 92618

Attention: Ric Vardel
Report Date: 28-Apr-21 10:20
Subject: (MCC) Quarterly EFF

Project/P.O.#: (MCC) Quarterly EFF

Parameter	Method	QC Batch	RL	Prepared	Analyzed	Result	Notes
EFF (Sample I.D.# : 21A0181-01) Collected: 07-Jan-21 By CA							
Disinfection Byproducts							
Haloacetic Acids (HAA5)	[CALC]	[CALC]	5.00	19-Jan-21	27-Jan-21	**6.58 ug/l**	
Total Trihalomethanes	[CALC]	[CALC]	2.00	19-Jan-21	19-Jan-21	**9.63 ug/l**	
Synthetic Organic Chemicals (SOCs)							
1,2-Dibromo-3-Chloropropane (DBCP)	EPA 504.1	AA12139	0.01	21-Jan-21	22-Jan-21	**<0.01 ug/l**	
Ethylene Dibromide (EDB)	EPA 504.1	AA12139	0.02	21-Jan-21	22-Jan-21	**<0.02 ug/l**	
Di(2-ethylhexyl)adipate	EPA 506	AA12028	2.0	20-Jan-21	05-Feb-21	**<2.0 ug/l**	
Di(2-ethylhexyl)phthalate	EPA 506	AA12028	2.0	20-Jan-21	05-Feb-21	**<2.0 ug/l**	
Surrogate: o-Terphenyl	EPA 506	AA12028		20-Jan-21	05-Feb-21	*58.8 % (50-120)*	
Alachlor	EPA 507	AA12141	0.2	21-Jan-21	06-Feb-21	**<0.2 ug/l**	
Atrazine	EPA 507	AA12141	0.2	21-Jan-21	06-Feb-21	**<0.2 ug/l**	
Molinate	EPA 507	AA12141	0.2	21-Jan-21	06-Feb-21	**0.2 ug/l**	
Simazine	EPA 507	AA12141	0.2	21-Jan-21	06-Feb-21	**<0.2 ug/l**	
Thiobencarb (Bolero)	EPA 507	AA12141	0.2	21-Jan-21	06-Feb-21	**<0.2 ug/l**	
Surrogate: 1,3-Dimethyl-2-nitrobenzene	EPA 507	AA12141		21-Jan-21	06-Feb-21	*60.6 % (40-120)*	
Chlordane	EPA 508	AA11318	0.1	13-Jan-21	06-Feb-21	**<0.1 ug/l**	
Endrin	EPA 508	AA11318	0.01	13-Jan-21	06-Feb-21	**<0.01 ug/l**	
Heptachlor	EPA 508	AA11318	0.01	13-Jan-21	06-Feb-21	**<0.01 ug/l**	
Heptachlor Epoxide	EPA 508	AA11318	0.01	13-Jan-21	06-Feb-21	**<0.01 ug/l**	
Hexachlorobenzene	EPA 508	AA11318	0.01	13-Jan-21	06-Feb-21	**<0.01 ug/l**	
Hexachlorocyclopentadiene	EPA 508	AA11318	0.01	13-Jan-21	06-Feb-21	**<0.01 ug/l**	
gamma-BHC (Lindane)	EPA 508	AA11318	0.01	13-Jan-21	06-Feb-21	**<0.01 ug/l**	
Methoxychlor	EPA 508	AA11318	0.05	13-Jan-21	06-Feb-21	**<0.05 ug/l**	
Aroclor 1016 (PCB)	EPA 508	AA11318	0.1	13-Jan-21	06-Feb-21	**<0.1 ug/l**	
Aroclor 1221 (PCB)	EPA 508	AA11318	0.1	13-Jan-21	06-Feb-21	**<0.1 ug/l**	
Aroclor 1232 (PCB)	EPA 508	AA11318	0.1	13-Jan-21	06-Feb-21	**<0.1 ug/l**	
Aroclor 1242 (PCB)	EPA 508	AA11318	0.1	13-Jan-21	06-Feb-21	**<0.1 ug/l**	

Respectfully Submitted,

Steve Jefferson 4/28/2021
Laboratory Director

PAT-CHEM LABORATORIES
QUALITY ANALYTICAL SERVICES SINCE 1987
1824 1st Street
San Fernando, CA 91340
(818) 639-5300 ph
(818) 639-5306 fx
pat-chem.com

Customer: **Integrated Performance Consultants, Inc.**
9297 Research Drive
Irvine CA, 92618

Attention: Ric Vardel
Report Date: 28-Apr-21 10:20
Subject: (MCC) Quarterly EFF

Project/P.O.#: (MCC) Quarterly EFF

Parameter	Method	QC Batch	RL	Prepared	Analyzed	Result	Notes
EFF (Sample I.D.# : 21A0181-01) Collected: 07-Jan-21 By CA							
Synthetic Organic Chemicals (SOCs)							
Aroclor 1248 (PCB)	EPA 508	AA11318	0.1	13-Jan-21	06-Feb-21	**<0.1 ug/l**	
Aroclor 1254 (PCB)	EPA 508	AA11318	0.1	13-Jan-21	06-Feb-21	**<0.1 ug/l**	
Aroclor 1260 (PCB)	EPA 508	AA11318	0.1	13-Jan-21	06-Feb-21	**<0.1 ug/l**	
Total PCBs	EPA 508	AA11318	0.1	13-Jan-21	06-Feb-21	**<0.1 ug/l**	
Toxaphene	EPA 508	AA11318	0.1	13-Jan-21	06-Feb-21	**<0.1 ug/l**	
Surrogate: Tetrachloro-m-xylene	EPA 508	AA11318		13-Jan-21	06-Feb-21	*50.0 % (50-120)*	
Surrogate: Decachlorobiphenyl	EPA 508	AA11318		13-Jan-21	06-Feb-21	*39.5 % (50-120)*	*S-04*
Bentazon	EPA 515.1	AA11435	1.0	14-Jan-21	22-Jan-21	**<1.0 ug/l**	
2,4-D	EPA 515.1	AA11435	1.0	14-Jan-21	22-Jan-21	**<1.0 ug/l**	
Dalapon	EPA 515.1	AA11435	5.0	14-Jan-21	22-Jan-21	**<5.0 ug/l**	
Dinoseb	EPA 515.1	AA11435	1.0	14-Jan-21	22-Jan-21	**<1.0 ug/l**	
Pentachlorophenol (PCP)	EPA 515.1	AA11435	0.1	14-Jan-21	22-Jan-21	**<0.1 ug/l**	
Picloram	EPA 515.1	AA11435	1.0	14-Jan-21	22-Jan-21	**<1.0 ug/l**	
2,4,5-TP	EPA 515.1	AA11435	0.2	14-Jan-21	22-Jan-21	**<0.2 ug/l**	
Surrogate: 2,4-DCAA	EPA 515.1	AA11435		14-Jan-21	22-Jan-21	*108 % (60-140)*	
Benzo (a) pyrene	EPA 550	AA11228	0.05	12-Jan-21	05-Feb-21	**<0.05 ug/l**	
Surrogate: Decafluorobiphenyl	EPA 550	AA11228		12-Jan-21	05-Feb-21	*74.8 % (45-120)*	
Carbofuran	EPA 8321A	AA11319	1.0	13-Jan-21	22-Mar-21	**<1.0 ug/l**	
Oxamyl	EPA 8321A	AA11319	2.0	13-Jan-21	22-Mar-21	**<2.0 ug/l**	
Surrogate: Atrazine	EPA 8321A	AA11319		13-Jan-21	22-Mar-21	*84.3 % (60-140)*	

Respectfully Submitted,

Steve Jefferson 4/28/2021
Laboratory Director

PAT-CHEM
LABORATORIES

QUALITY ANALYTICAL SERVICES SINCE 1987

1824 1st Street
San Fernando, CA 91340
(818) 639-5300 ph
(818) 639-5306 fx
pat-chem.com

Customer: **Integrated Performance Consultants, Inc.**
9297 Research Drive
Irvine CA, 92618

Attention: Ric Vardel
Report Date: 28-Apr-21 10:20
Subject: (MCC) Quarterly EFF

Project/P.O.#: (MCC) Quarterly EFF

Notes and Definitions

S-04 The surrogate recovery for this sample is outside of established control limits due to a sample matrix effect.

A-01 Langelier Index = -0.006 (Non-Corrosive)

RL Reporting Limit - The lowest amount of a constituent that can be reliably quantified and reported.

Respectfully Submitted,

Steve Jefferson 4/28/2021
Laboratory Director

CERES Analytical Laboratory, Inc.
4919 Windplay Dr. Suite 1, El Dorado Hills, CA 95762

January 20, 2021 Ceres ID: 14098

Pat-Chem Laboratories
1824 1st Street
San Fernando, CA 91340

The following report contains the results for the one waste water sample received on January 14, 2021. This sample was analyzed for 2,3,7,8-TCDD by EPA 1613B. Routine turn-around time was provided for this work.

This work was authorized under Pat-Chem Laboratories' Project # 21A0181.

Continuing Calibration Verification (CCV) Requirements
All associated calibration verification standard(s) (CCV) met the acceptance criteria.

The report consists of a Cover Letter, Sample Inventory (Section I), Data Summary (Section II), Sample Tracking (Section VI), and Qualifiers/Abbreviations (Section VII). Raw Data (Section III), Continuing Calibration (Section IV), and Initial Calibration (Section V) are available in a full report (.pdf format) upon request.

If you have any questions regarding this report, please feel free to contact me at (916)932-5011.

Sincerely,

James M. Hedin
Director of Operations/CEO
jhedin@ceres-lab.com

Section I: Sample Inventory

Ceres Sample ID:	Sample ID	Date Received	Collection Date	&Time
14098-001	21A0181-01	1/14/2021	1/7/2021	11:30

Section II: Data Summary

CERES Analytical Laboratory, Inc.
4919 Windplay Dr.Suite 1, El Dorado Hills, CA 95762

EPA Method 1613B

Quality Assurance Sample **Method Blank**	**QC Batch #:** 2320	**Date Received:** NA
	Matrix: Waste Water	**Date Extracted:** 1/18/2021
Project ID: 21A0181	**Sample Size:** 1.000 L	**ZB-5MS Analysis:** 1/19/2021

Analyte	Conc. (pg/L)	MDL	RL	Qual.	Labeled Standards	% R	LCL-UCL (a)	Qualifiers
2,3,7,8-TCDD	DL= 1.69	0.772	5.00		13C-2378-TCDD	85.5	31-137	
					CRS			
					37Cl4-2378-TCDD	87.5	35-197	

DL - Signifies Non-Detect (ND) at sample specific detection limit.
EMPC - Estimated Maximum Possible Concentration due to ion abundance ratio failure.
(a) - Lower control limit - Upper control limit

Analyst: JMH **Reviewed by: BS**

CERES Analytical Laboratory, Inc.
4919 Windplay Dr. Suite 1, El Dorado Hills, CA 95762

EPA Method 1613B

Quality Assurance Sample **Ongoing Precision and Recovery**		**Date Received:** NA
	QC Batch #: 2320	**Date Extracted:** 1/18/2021
	Matrix: Waste Water	**ZB-5MS Analysis:** 1/19/2021
Project ID: 21A0181	**Sample Size:** 1.000 L	

Analyte	Conc. (ng/mL)	Limits (a)	Labeled Standards	% Rec.	Limits (a)
2,3,7,8-TCDD	9.86	7.3-14.6	13C-2378-TCDD	85.7	25-141
			CRS		
			37Cl4-2378-TCDD	98.7	37-158

(a) Limits based on method acceptance criteria.

Analyst: JMH **Reviewed by: BS**

CERES Analytical Laboratory, Inc.
4919 Windplay Dr. Suite 1, El Dorado Hills, CA 95762

EPA Method 1613B

Client Sample ID: 21A0181-01		
Project ID: 21A0181	**Ceres Sample ID:** 14098-001	**Date Received:** 1/14/2021
	QC Batch #: 2320	**Date Extracted:** 1/18/2021
Date Collected: 1/7/2021	**Matrix:** Waste Water	**ZB-5MS Analysis:** 1/19/2021
Time Collected: 11:30	**Sample Size:** 0.965 L	

Analyte	Conc. (pg/L)	MDL	RL	Qual.	Labeled Standards	% R	LCL-UCL (a)	Qualifiers
2,3,7,8-TCDD	DL= 1.65	0.772	5.18		13C-2378-TCDD	82.3	31-137	
					CRS			
					37Cl4-2378-TCDD	82.4	42-164	

DL - Signifies Non-Detect (ND) at sample specific detection limit.
EMPC - Estimated Maximum Possible Concentration due to ion abundance ratio failure.
(a) - Lower control limit - Upper control limit

Analyst: JMH **Reviewed by: BS**

Section VI: Sample Tracking

SUBCONTRACT ORDER

Pat-Chem Laboratories

21A0181

SENDING LABORATORY:

Pat-Chem Laboratories
1824 First Street
San Fernando, CA 91340
Phone: 818-639-5300
Fax: 818-639-5306
Project Manager: Stephen Berentsen

RECEIVING LABORATORY:

Ceres Analytical Laboratoy, Inc
4919 Windplay Dr. Suite 1
El Dorado Hills, CA 95762
Phone :(916) 932-5011
Fax: (888) 932-5011

Analysis	Due	Expires	Laboratory ID	Comments
Sample ID: 21A0181-01 WASTE **Water**	**Sampled: 07-Jan-21 11:30**			**Wastewater/IPC [MCC] EFF-Quarterly**
Dioxin 2,3,7,8-TCDD 1613	22-Jan-21 12:00	14-Jan-21 11:30		
Containers Supplied:				

JAN 11 2021

Released By — Date — Received By — Date: 1/14/21 11:00

Released By — Date — Received By — Date

LA Testing
520 Mission Street South Pasadena, CA 91030
Phone/Fax: (323) 254-9960 / (323) 254-9982
http://www.LATesting.com / pasadenalab@latesting.com

LA Testing Order ID: 322100390
Customer ID: PTCM42
Customer PO:
Project ID:

Attn: Steve Berentsen
Pat Chem Laboratories
1824 1st St
San Fernando, CA 91340

Phone: (805) 532-0012
Fax:
Received: 01/08/2021
Analyzed: 01/20/2021

Proj: 21A0181

Test Report: Determination of Asbestos Structures ≥ 0.5 µm & > 10µm in Water Performed by the 100.2 Method (EPA 600/R-94/134)

Sample ID Client / EMSL	Sample Filtration Date/Time	Original Sample Vol. Filtered (ml)	Effective Filter Area (mm²)	Area Analyzed (mm²)	ASBESTOS					
						Asbestos Types	Fibers Detected	Analytical Sensitivity	Concentration	Confidence Limits
								MFL (million fibers per liter)		
21A0181-01 322100390-0001	1/8/2021 05:20 PM	30	1288	0.2227	≥ 0.5 µm	None Detected	ND	0.19	<0.19	0.00 - 0.71
					> 10 µm only	None Detected	ND	0.19	<0.19	0.00 - 0.71

Collection Date/Time: *01/07/2021 11:30 AM*

Analyst(s)
Kyeong Corbin (1)

Jerry Drapala Ph.D, Laboratory Manager
or Other Approved Signatory

Any questions please contact Jerry Drapala.

Initial report from: 01/20/2021 13:38:08

LA Testing maintains liability limited to cost of analysis. Interpretation and use of test results are the responsibility of the client. This report relates only to the samples reported above, and may not be reproduced, except in full, without written approval by LA Testing. LA Testing bears no responsibility for sample collection activities or analytical method limitations. The report reflects the samples as received. Results are generated from the field sampling data (sampling volumes and areas, locations, etc.) provided by the client on the Chain of Custody. Samples are within quality control criteria and met method specifications unless otherwise noted. Estimation of uncertainty is available on request. Sample collection and containers provided by the client, acceptable bottle blank level is defined as ≤0.01MFL>10um. ND=None Detected. No Fibers Detected: the value will be reported as less than 369% of the concentration equivalent to one fiber. 1 to 4 fibers: The result will be reported as less than the corresponding upper 95% confidence limit (Poisson),5 to 30 fibers: Mean and 95% confidence intervals will be reported on the basis of the Poisson assumption. When more than 30 fibers are counted, both the Gaussian 95% confidence interval and the Poisson 95% confidence interval will be calculated. The large of these two intervals will be selected for data reporting. When the Gaussian 95% confidence interval is selected for data reporting, the Poisson will also be noted.

Samples analyzed by LA Testing South Pasadena, CA CA ELAP 2283

SUBCONTRACT ORDER

Pat-Chem Laboratories

#322100390 **21A0181**

SENDING LABORATORY:

Pat-Chem Laboratories
1824 First Street
San Fernando, CA 91340
Phone: 818-639-5300
Fax: 818-639-5306
Project Manager: Stephen Berentsen

RECEIVING LABORATORY:

LA Testing
520 Mission St,
South Pasadena, CA 91030
Phone :(800) 303-0047
Fax:

Analysis	Due	Expires	Laboratory ID	Comments
Sample ID: 21A0181-01 WASTE **Water**	**Sampled: 07-Jan-21 11:30**			**Wastewater/IPC [MCC] EFF-Quarterly**
Asbestos Water	22-Jan-21 12:00	06-Jul-21 11:30		
Containers Supplied:				

3.9°C

Released By	Date	Received By	Date
[signature]	JAN 08 2021	[signature] (WI)	1/8/21 4:25pm

February 3, 2021

Pat-Chem Laboratories
ATTN:Steven Jefferson
1824 1st St
San Fernando, CA 91340

Lab ID : SP 2100359
Customer : 2-12670

Laboratory Report

Introduction: This report package contains total of 9 pages divided into 3 sections:

Case Narrative	(2 pages)	: An overview of the work performed at FGL.
Sample Results	(3 pages)	: Results for each sample submitted.
Quality Control	(4 pages)	: Supporting Quality Control (QC) results.

Case Narrative

This Case Narrative pertains to the following samples:

Sample Description	Date Sampled	Date Received	FGL Lab ID #	Matrix
21A0181-01	01/07/2021	01/11/2021	SP 2100359-001	WW

Sampling and Receipt Information: All samples were received in acceptable condition and within temperature requirements, unless noted on the Condition Upon Receipt (CUR) form. All samples arrived at 5 °C. All samples were prepared and analyzed within the method specified hold time. All samples were checked for pH if acid or base preservation is required (except for VOAs). For details of sample receipt information, please see the attached Chain of Custody and Condition Upon Receipt Form.

Quality Control: All samples were prepared and analyzed according to the following tables:

Organic QC

547	01/12/2021:200458 All analysis quality controls are within established criteria.
	01/11/2021:200338 All preparation quality controls are within established criteria (performed at FGL-SP ELAP# 1573).
548.1	01/13/2021:200579 All analysis quality controls are within established criteria.
	01/12/2021:200358 All preparation quality controls are within established criteria (performed at FGL-SP ELAP# 1573), except: The following note applies to Endothall: 435 Sample matrix may be affecting this analyte. Data was accepted based on the LCS or CCV recovery.
549	01/11/2021:200333 All preparation quality controls are within established criteria (performed at FGL-SP ELAP# 1573).
549.2	01/12/2021:200583 All analysis quality controls are within established criteria.

Corporate Offices & Laboratory
853 Corporation Street
Santa Paula, CA 93060
TEL: (805)392-2000
Env FAX: (805)525-4172 / Ag FAX: (805)392-2063
CA ELAP Certification No. 1573

Office & Laboratory
2500 Stagecoach Road
Stockton, CA 95215
TEL: (209)942-0182
FAX: (209)942-0423
CA ELAP Certification No. 1563

Office & Laboratory
563 E. Lindo Avenue
Chico, CA 95926
TEL: (530)343-5818
FAX: (530)343-3807
CA ELAP Certification No. 2670

Office & Laboratory
3442 Empresa Drive, Suite D
San Luis Obispo, CA 93401
TEL: (805)783-2940
FAX: (805)783-2912
CA ELAP Certification No. 2775

Office & Laboratory
9415 W. Goshen Avenue
Visalia, CA 93291
TEL: (559)734-9473
FAX: (559)734-8435
CA ELAP Certification No. 2810

February 3, 2021 Lab ID : SP 2100359
Pat-Chem Laboratories Customer : 2-12670

Radio QC

900.0	01/27/2021:201243 All analysis quality controls are within established criteria.
	01/12/2021:200346 All preparation quality controls are within established criteria (performed at FGL-SP ELAP# 1573), except: The following note applies to Gross Alpha, Gross Beta: 435 Sample matrix may be affecting this analyte. Data was accepted based on the LCS or CCV recovery.
903.0	02/03/2021:201560 All analysis quality controls are within established criteria.
	01/30/2021:200779 All preparation quality controls are within established criteria (performed at FGL-SP ELAP# 1573).
906.0	01/20/2021:201314 All analysis quality controls are within established criteria.
	01/20/2021:200617 All preparation quality controls are within established criteria (performed at FGL-SP ELAP# 1573).
Ra - 05	01/23/2021:201058 All analysis quality controls are within established criteria.
	01/16/2021:200379 All preparation quality controls are within established criteria (performed at FGL-SP ELAP# 1573).

Inorganic - Wet Chemistry QC

314.0	01/13/2021:200593 All analysis quality controls are within established criteria.
	01/12/2021:200448 All preparation quality controls are within established criteria (performed at FGL-SP ELAP# 1573).

Certification:: I certify that this data package is in compliance with ELAP standards, both technically and for completeness, except for any conditions listed above. Release of the data contained in this data package is authorized by the Laboratory Director or his designee, as verified by the following electronic signature.

KD:DMB

Approved By **Kelly A. Dunnahoo, B.S.** Digitally signed by Kelly A. Dunnahoo, B.S.
Title: Laboratory Director
Date: 2021-02-03

February 3, 2021

Pat-Chem Laboratories
ATTN:Steven Jefferson
1824 1st St
San Fernando, CA 91340

Description : 21A0181-01
Project : 21A0181

Lab ID : SP 2100359-001
Customer ID : 2-12670

Sampled On : January 7, 2021-11:30
Sampled By : Not Available
Received On : January 11, 2021-13:19
Matrix : Waste Water

Sample Result - Inorganic

Constituent	Result	PQL	Units	Note	Sample Preparation Method	Sample Preparation Date/ID	Sample Analysis Method	Sample Analysis Date/ID
Wet Chemistry								
Perchlorate	ND	4	ug/L		314.0	01/12/21:200448	314.0	01/13/21:200593

ND=Non-Detected. PQL=Practical Quantitation Limit. * PQL adjusted for dilution.

Corporate Offices & Laboratory
853 Corporation Street
Santa Paula, CA 93060
TEL: (805)392-2000
Env FAX: (805)525-4172 / Ag FAX: (805)392-2063
CA ELAP Certification No. 1573

Office & Laboratory
2500 Stagecoach Road
Stockton, CA 95215
TEL: (209)942-0182
FAX: (209)942-0423
CA ELAP Certification No. 1563

Office & Laboratory
563 E. Lindo Avenue
Chico, CA 95926
TEL: (530)343-5818
FAX: (530)343-3807
CA ELAP Certification No. 2670

Office & Laboratory
3442 Empresa Drive, Suite D
San Luis Obispo, CA 93401
TEL: (805)783-2940
FAX: (805)783-2912
CA ELAP Certification No. 2775

Office & Laboratory
9415 W. Goshen Avenue
Visalia, CA 93291
TEL: (559)734-9473
FAX: (559)734-8435
CA ELAP Certification No. 2810

February 3, 2021

Pat-Chem Laboratories
ATTN:Steven Jefferson
1824 1st St
San Fernando, CA 91340

Description : 21A0181-01
Project : 21A0181

Lab ID : SP 2100359-001
Customer ID : 2-12670

Sampled On : January 7, 2021-11:30
Sampled By : Not Available
Received On : January 11, 2021-13:19
Matrix : Waste Water

Sample Result - Organic

Constituent	Result	PQL	Units	Note	Sample Preparation Method	Sample Preparation Date/ID	Sample Analysis Method	Sample Analysis Date/ID
EPA 547 Glyphosate	ND	20	ug/L		547	01/11/21:200338	547	01/12/21:200458
EPA 548.1 Endothall	ND	40	ug/L		548.1	01/12/21:200358	548.1	01/13/21:200579
EPA 549 Diquat	ND	4	ug/L		549	01/11/21:200333	549.2	01/12/21:200583

ND=Non-Detected. PQL=Practical Quantitation Limit. ‡Surrogate. * PQL adjusted for dilution.

Corporate Offices & Laboratory
853 Corporation Street
Santa Paula, CA 93060
TEL: (805)392-2000
Env FAX: (805)525-4172 / Ag FAX: (805)392-2063
CA ELAP Certification No. 1573

Office & Laboratory
2500 Stagecoach Road
Stockton, CA 95215
TEL: (209)942-0182
FAX: (209)942-0423
CA ELAP Certification No. 1563

Office & Laboratory
563 E. Lindo Avenue
Chico, CA 95926
TEL: (530)343-5818
FAX: (530)343-3807
CA ELAP Certification No. 2670

Office & Laboratory
3442 Empresa Drive, Suite D
San Luis Obispo, CA 93401
TEL: (805)783-2940
FAX: (805)783-2912
CA ELAP Certification No. 2775

Office & Laboratory
9415 W. Goshen Avenue
Visalia, CA 93291
TEL: (559)734-9473
FAX: (559)734-8435
CA ELAP Certification No. 2810

February 3, 2021

Pat-Chem Laboratories
ATTN:Steven Jefferson
1824 1st St
San Fernando, CA 91340

Description : 21A0181-01
Project : 21A0181

Lab ID : SP 2100359-001
Customer ID : 2-12670

Sampled On : January 7, 2021-11:30
Sampled By : Not Available
Received On : January 11, 2021-13:19
Matrix : Waste Water

Sample Result - Radio

Constituent	Result ± Error	MDA	Units	MCL/AL	Sample Preparation		Sample Analysis	
					Method	Date/ID	Method	Date/ID
Radio Chemistry								
Gross Alpha	3.75 ± 1.09	1.32	pCi/L	15/5	900.0	01/12/21-07:53 2P2100346	900.0	01/27/21-10:46 2A2101243
Gross Beta	4.71 ± 0.824	0.921	pCi/L	50	900.0	01/12/21-07:53 2P2100346	900.0	01/27/21-10:46 2A2101243
Total Alpha Radium (226)	0.125 ± 0.201	0.362	pCi/L	3	903.0	01/30/21-12:00 2P2100779	903.0	02/03/21-07:44 2A2101560
Tritium	311 ± 274	434	pCi/L	20000	906.0	01/20/21-07:30 2P2100617	906.0	01/20/21-21:51 2A2101314
Ra 228	0.000 ± 0.797	0.506	pCi/L	2	Ra - 05	01/16/21-17:30 2P2100379	Ra - 05	01/23/21-14:10 2A2101058

ND=Non-Detected. PQL=Practical Quantitation Limit. * PQL adjusted for dilution.

MDA = Minimum Detectable Activity (Calculated at the 95% confidence level) = Data utilized by DHS to determine matrix interference.
MCL / AL = Maximum Contamination Level / Action Level. Alpha's Action Level of 5 pCi/L is based on the Assigned Value (AV).
AV = Assigned Value(Gross Alpha Result + (0.84 x Error)). CCR Section 64442: Drinking Water Compliance Note: Do the following
If Gross Alpha's (AV) exceeds 5 pCi/L run Uranium. If Gross Alpha's (AV) minus Uranium exceeds 5 pCi/L run Radium 226.

Drinking Water Compliance:
Gross Alpha (AV) minus Uranium is less than or equal to 15 pCi/L
Uranium is less than or equal to 20 pCi/L
Radium 226 + Radium 228 is less than or equal to 5 pCi/L

Note: Samples are held for 3-6 months prior to disposal.

Corporate Offices & Laboratory
853 Corporation Street
Santa Paula, CA 93060
TEL: (805)392-2000
Env FAX: (805)525-4172 / Ag FAX: (805)392-2063
CA ELAP Certification No. 1573

Office & Laboratory
2500 Stagecoach Road
Stockton, CA 95215
TEL: (209)942-0182
FAX: (209)942-0423
CA ELAP Certification No. 1563

Office & Laboratory
563 E. Lindo Avenue
Chico, CA 95926
TEL: (530)343-5818
FAX: (530)343-3807
CA ELAP Certification No. 2670

Office & Laboratory
3442 Empresa Drive, Suite D
San Luis Obispo, CA 93401
TEL: (805)783-2940
FAX: (805)783-2912
CA ELAP Certification No. 2775

Office & Laboratory
9415 W. Goshen Avenue
Visalia, CA 93291
TEL: (559)734-9473
FAX: (559)734-8435
CA ELAP Certification No. 2810

February 3, 2021 Lab ID : SP 2100359
Pat-Chem Laboratories Customer : 2-12670

Quality Control - Inorganic

Constituent	Method	Date/ID	Type	Units	Conc.	QC Data	DQO	Note
Wet Chem								
Perchlorate	314.0	01/12/21:200448MCA	Blank	ug/L		ND	<4	
			LCS	ug/L	25.00	109 %	85-115	
			MS	ug/L	25.00	89.0 %	80-120	
		(SP 2100233-001)	MSD	ug/L	25.00	91.5 %	80-120	
			MSRPD	ug/L	25.00	2.8%	≤15	
	314.0	01/13/21:200593MCA	CCB	ppb		0.00	4.0	
			CCV	ppb	20.00	103 %	85-115	
			CCB	ppb		2.40	4.0	
			CCV	ppb	10.00	98.9 %	85-115	

Definition

CCV	: Continuing Calibration Verification - Analyzed to verify the instrument calibration is within criteria.
CCB	: Continuing Calibration Blank - Analyzed to verify the instrument baseline is within criteria.
Blank	: Method Blank - Prepared to verify that the preparation process is not contributing contamination to the samples.
LCS	: Laboratory Control Standard/Sample - Prepared to verify that the preparation process is not affecting analyte recovery.
MS	: Matrix Spikes - A random sample is spiked with a known amount of analyte. The recoveries are an indication of how that sample matrix affects analyte recovery.
MSD	: Matrix Spike Duplicate of MS/MSD pair - A random sample duplicate is spiked with a known amount of analyte. The recoveries are an indication of how that sample matrix affects analyte recovery.
MSRPD	: MS/MSD Relative Percent Difference (RPD) - The MS relative percent difference is an indication of precision for the preparation and analysis.
ND	: Non-detect - Result was below the DQO listed for the analyte.
DQO	: Data Quality Objective - This is the criteria against which the quality control data is compared.

Corporate Offices & Laboratory
853 Corporation Street
Santa Paula, CA 93060
TEL: (805)392-2000
Env FAX: (805)525-4172 / Ag FAX: (805)392-2063
CA ELAP Certification No. 1573

Office & Laboratory
2500 Stagecoach Road
Stockton, CA 95215
TEL: (209)942-0182
FAX: (209)942-0423
CA ELAP Certification No. 1563

Office & Laboratory
563 E. Lindo Avenue
Chico, CA 95926
TEL: (530)343-5818
FAX: (530)343-3807
CA ELAP Certification No. 2670

Office & Laboratory
3442 Empresa Drive, Suite D
San Luis Obispo, CA 93401
TEL: (805)783-2940
FAX: (805)783-2912
CA ELAP Certification No. 2775

Office & Laboratory
9415 W. Goshen Avenue
Visalia, CA 93291
TEL: (559)734-9473
FAX: (559)734-8435
CA ELAP Certification No. 2810

February 3, 2021 Lab ID : SP 2100359
Pat-Chem Laboratories Customer : 2-12670

Quality Control - Organic

Constituent	Method	Date/ID	Type	Units	Conc.	QC Data	DQO	Note
Organic								
Glyphosate	547	01/11/21:200338SG	Blank	ug/L		ND	<20	
			LCS	ug/L	200.0	83.6 %	71-129	
			MS	ug/L	200.0	98.3 %	56-139	
		(CH 2090008-001)	MSD	ug/L	200.0	103 %	56-139	
			MSRPD	ug/L	200.0	5.0%	≤15	
	547	01/12/21:200458SG	CCV	ug/L	200.0	93.6 %	80-120	
			CCV	ug/L	100.0	84.3 %	80-120	
Endothall	548.1	01/12/21:200358SG	Blank	ug/L		ND	<40	
			LCS	ug/L	83.33	36.8 %	22-76	
			MS	ug/L	83.33	10.7 %	15-87	435
		(STK2130312-001)	MSD	ug/L	83.33	16.2 %	15-87	
			MSRPD	ug/L	83.33	4.6	≤40	
	548.1	01/13/21:200579SG	CCV	ug/L	1000	119 %	70-130	
			CCV	ug/L	2500	95.8 %	70-130	
Diquat Dibromide	549	01/11/21:200333SG	Blank	ug/L		ND	<4	
			LCS	ug/L	20.00	73.5 %	10-114	
			MS	ug/L	20.00	76.2 %	0-104	
		(STK2130312-001)	MSD	ug/L	20.00	68.0 %	0-104	
			MSRPD	ug/L	20.00	1.7	≤4	
	549.2	01/12/21:200583SG	CCV	ug/L	1000	117 %	80-120	
			CCV	ug/L	500.0	117 %	80-120	

Definition

CCV	: Continuing Calibration Verification - Analyzed to verify the instrument calibration is within criteria.
Blank	: Method Blank - Prepared to verify that the preparation process is not contributing contamination to the samples.
LCS	: Laboratory Control Standard/Sample - Prepared to verify that the preparation process is not affecting analyte recovery.
MS	: Matrix Spikes - A random sample is spiked with a known amount of analyte. The recoveries are an indication of how that sample matrix affects analyte recovery.
MSD	: Matrix Spike Duplicate of MS/MSD pair - A random sample duplicate is spiked with a known amount of analyte. The recoveries are an indication of how that sample matrix affects analyte recovery.
MSRPD	: MS/MSD Relative Percent Difference (RPD) - The MS relative percent difference is an indication of precision for the preparation and analysis.
ND	: Non-detect - Result was below the DQO listed for the analyte.
DQO	: Data Quality Objective - This is the criteria against which the quality control data is compared.

Explanation

435	: Sample matrix may be affecting this analyte. Data was accepted based on the LCS or CCV recovery.

February 3, 2021 Lab ID : SP 2100359
Pat-Chem Laboratories Customer : 2-12670

Quality Control - Radio

Constituent	Method	Date/ID	Type	Units	Conc.	QC Data	DQO	Note
Radio								
Alpha	900.0	01/27/21:201243JCA	CCV	cpm	7492	41.5 %	35-47	
			CCB	cpm		0.100	0.16	
Beta	900.0	01/27/21:201243JCA	CCV	cpm	7492	94.2 %	83-94	
			CCB	cpm		0.4200	0.58	
Gross Alpha	900.0	01/12/21:200346iwc	Blank	pCi/L		0.81	3	
			LCS	pCi/L	201.1	76.7 %	75-125	
			MS	pCi/L	804.4	13.3 %	60-140	435
		(SP 2100334-002)	MSD	pCi/L	804.4	11.9 %	60-140	435
			MSRPD	pCi/L	804.4	9.6%	≤30	
Gross Beta	900.0	01/12/21:200346iwc	Blank	pCi/L		0.29	4	
			LCS	pCi/L	35.78	102 %	84-160	
			MS	pCi/L	143.1	8.5 %	80-130	435
		(SP 2100334-002)	MSD	pCi/L	143.1	8.6 %	80-130	435
			MSRPD	pCi/L	804.4	0.3%	≤30	
Alpha	903.0	02/03/21:201560JCA	CCV	cpm	7825	39.1 %	37-46	
			CCB	cpm		0.100	0.16	
Total Alpha Radium (226)	903.0	01/30/21:200779emv	RgBlk	pCi/L		0.11	2	
			LCS	pCi/L	23.31	80.1 %	52-107	
			BS	pCi/L	23.31	75.5 %	43-111	
			BSD	pCi/L	23.31	74.1 %	43-111	
			BSRPD	pCi/L	23.31	1.9%	≤35.5	
Tritium	906.0	01/20/21:200617jca	Blank	pCi/L		33	300	
			LCS	pCi/L	1621	102 %	75-125	
			BS	pCi/L	1621	96.4 %	75-125	
			BSD	pCi/L	1621	98.6 %	75-125	
			BSRPD	pCi/L	1621	2.3%	≤25	
	906.0	01/20/21:201314jca	CCV	pCi/L	23610	101 %	90-110	
			CCB	pCi/L		140	500	
Beta	Ra - 05	01/23/21:201058emv	CCV	cpm	7832	90.1 %	84-94	
			CCB	cpm		0.3800	0.58	
Ra 228	Ra - 05	01/16/21:200379emv	RgBlk	pCi/L		0.16	3	
			LRS	pCi/L	12.28	70.6 %	65-108	
			BS	pCi/L	12.28	81.3 %	75-125	
			BSD	pCi/L	12.28	81.1 %	75-125	
			BSRPD	pCi/L	12.28	0.021	≤3	

Definition

CCV	: Continuing Calibration Verification - Analyzed to verify the instrument calibration is within criteria.
CCB	: Continuing Calibration Blank - Analyzed to verify the instrument baseline is within criteria.
Blank	: Method Blank - Prepared to verify that the preparation process is not contributing contamination to the samples.
RgBlk	: Method Reagent Blank - Prepared to correct for any reagent contributions to sample result.
LCS	: Laboratory Control Standard/Sample - Prepared to verify that the preparation process is not affecting analyte recovery.
LRS	: Laboratory Recovery Standard - Prepared to establish the batch recovery factor used in result calculations.
MS	: Matrix Spikes - A random sample is spiked with a known amount of analyte. The recoveries are an indication of how that sample matrix affects analyte recovery.
MSD	: Matrix Spike Duplicate of MS/MSD pair - A random sample duplicate is spiked with a known amount of analyte. The recoveries are an indication of how that sample matrix affects analyte recovery.
BS	: Blank Spikes - A blank is spiked with a known amount of analyte. It is prepared to verify that the preparation process is not affecting analyte recovery.
BSD	: Blank Spike Duplicate of BS/BSD pair - A blank duplicate is spiked with a known amount of analyte. It is prepared to verify that the preparation process is not affecting analyte recovery.
MSRPD	: MS/MSD Relative Percent Difference (RPD) - The MS relative percent difference is an indication of precision for the preparation and analysis.
BSRPD	: BS/BSD Relative Percent Difference (RPD) - The BS relative percent difference is an indication of precision for the preparation and analysis.
DQO	: Data Quality Objective - This is the criteria against which the quality control data is compared.

Quality Control - Radio

Explanation	
435	: Sample matrix may be affecting this analyte. Data was accepted based on the LCS or CCV recovery.

February 9, 2021

Pat-Chem Laboratories
ATTN:Steven Jefferson
1824 1st St
San Fernando, CA 91340

Subject: Subcontract Analysis for FGL Lab No. SP 2100359

Enclosed please find results for the following sample(s) which were received by FGL.

- Sub Contracted-Strontium 90

Please note that this analysis was performed by Eurofins Eaton Analytical, Inc. (ELAP Certified Laboratory)

Thank you for using FGL Environmental.

Sincerely,

Cindy Aguirre Digitally signed by Cindy Aguirre
Title: Customer Service Rep
Date: 2021-02-09

Enclosure

eurofins | Eaton Analytical

750 Royal Oaks Drive, Suite 100
Monrovia, California 91016-3629
Tel: (626) 386-1100
Fax: (866) 988-3757
1 800 566 LABS (1 800 566 5227)

ACCREDITED
CERTIFICATE #'s 5890.01 & 5890.02

Laboratory Report

for

FGL Environmental, Inc.
853 Corporation Street
Santa Paula, CA 93060
Attention: Cindy Aguirre
Fax: 805-525-4172

NELAP ACCREDITED TNI LABORATORY
Utah ELCP CA00006

Date of Issue
02/08/2021

EUROFINS EATON ANALYTICAL, LLC

WV6M: Rosalynn Dang
Project Manager

Report: 912622
Project: DRINKING
Group: STRONTIUM 90

* Accredited in accordance with TNI 2016 and ISO/IEC 17025:2017.
* Laboratory certifies that the test results meet all **TNI 2016 and ISO/IEC 17025:2017** requirements unless noted under the individual analysis.
* Following the cover page are State Certification List, ISO 17025 Accredited Method List, Acknowledgement of Samples Received, Comments, Hits Report, Data Report, QC Summary, QC Report and Regulatory Forms, as applicable.
* Test results relate only to the sample(s) tested.
* Test results apply to the sample(s) as received, unless otherwise noted in the comments report (ISO/IEC 17025:2017).
* This report shall not be reproduced except in full, without the written approval of the laboratory.
* This report includes ISO/IEC 17025 and non-ISO 17025 accredited methods.

STATE CERTIFICATION LIST

State	Certification Number	State	Certification Number
Alabama	41060	**Montana**	Cert 0035
Arizona	AZ0778	**Nebraska**	Certified
Arkansas	Certified	**Nevada**	CA000062018
California	2813	**New Hampshire ***	2959
Colorado	Certified	**New Jersey ***	CA 008
Connecticut	PH-0107	**New Mexico**	Certified
Delaware	CA 006	**New York ***	11320
Florida *	E871024	**North Carolina**	06701
Georgia	947	**North Dakota**	R-009
Guam	18-005R	**Oregon ***	CA200003-005
Hawaii	Certified	**Pennsylvania ***	68-565
Idaho	Certified	**Puerto Rico**	Certified
Illinois *	200033	**Rhode Island**	LAO00326
Indiana	C-CA-01	**South Carolina**	87016
Iowa - Asbestos	413	**South Dakota**	Certified
Kansas *	E-10268	**Tennessee**	TN02839
Kentucky	90107	**Texas ***	T104704230-18-15
Louisiana *	LA180000	**Utah (Primary AB) ***	CA00006
Maine	CA0006	**Vermont**	VT0114
Maryland	224	**Virginia ***	460260
Commonwealth of Northern Marianas Is.	MP0004	**Washington**	C838
Massachusetts	M-CA006	**EPA Region 5**	Certified
Michigan	9906	**Los Angeles County Sanitation Districts**	10264
Mississippi	Certified		

* NELAP/TNI Recognized Accreditation Bodies

Eurofins Eaton Analytical, LLC
750 Royal Oaks Drive, Suite 100
Monrovia, CA 91016-3629
T | 626-386-1100
F | 866-988-3757
www.EurofinsUS.com/Eaton

The tests listed below are accredited and meet the requirements of ISO/IEC 17025 as verified by the ANSI-ASQ National Accreditation Board/A2LA.
Refer to Certificate and scope of accreditation (5890) found at: https://www.eurofinsus.com/Eaton

SPECIFIC TESTS	METHOD OR TECHNIQUE USED	Environ-mental (Drinking Water)	Environ-mental (Waste Water)	Water as a Component of Food and Bev/Bev/ Bottled Water
1,2,3-TCP (5 PPT & 0.5 PPT)	CA SRL 524M-TCP	x		x
1,4-Dioxane	EPA 522	x		x
2,3,7,8-TCDD	Modified EPA 1613B	x		x
Acrylamide	In House Method (2440)	x		x
Algal Toxins/Microcystin	In House Method (3570)			
Alkalinity	SM 2320B	x	x	x
Ammonia	EPA 350.1		x	x
Ammonia	SM 4500-NH3 H		x	x
Anions and DBPs by IC	EPA 300.0	x	x	x
Anions and DBPs by IC	EPA 300.1	x		x
Asbestos	EPA 100.2	x	x	
BOD / CBOD	SM 5210B		x	x
Bromate	In House Method (2447)	x		x
Carbamates	EPA 531.2	x		x
Carbonate as CO3	SM 2330B	x	x	x
Carbonyls	EPA 556	x		x
COD	EPA 410.4 / SM 5220D		x	
Chloramines	SM 4500-CL G	x	x	x
Chlorinated Acids	EPA 515.4	x		x
Chlorinated Acids	EPA 555	x		x
Chlorine Dioxide	SM 4500-CLO2 D Palin Test	x		x
Chlorine -Total/Free/ Combined Residual	SM 4500-Cl G	x	x	x
Conductivity	EPA 120.1		x	
Conductivity	SM 2510B	x	x	x
Corrosivity (Langelier Index)	SM 2330B	x		x
Cyanide, Amenable	SM 4500-CN G	x	x	
Cyanide, Free	SM 4500CN F	x	x	x
Cyanide, Total	EPA 335.4	x	x	x
Cyanogen Chloride (screen)	In House Method (2470)	x		x
Diquat and Paraquat	EPA 549.2	x		x
DBP/HAA	SM 6251B	x		x
Dissolved Oxygen	SM 4500-O G		x	x
DOC	SM 5310C	x		x
E. Coli	(MTF/EC+MUG)	x		x
E. Coli	CFR 141.21(f)(6)(i)	x		x
E. Coli	SM 9223		x	
E. Coli (Enumeration)	SM 9221B.1/ SM 9221F	x		x
E. Coli (Enumeration)	SM 9223B	x		x
EDB/DCBP	EPA 504.1	x		
EDB/DBCP and DBP	EPA 551.1	x		x
EDTA and NTA	In House Method (2454)	x		x
Endothall	EPA 548.1	x		x
Endothall	In-house Method (2445)	x		x
Enterococci	SM 9230B	x	x	
Fecal Coliform	SM 9221 E (MTF/EC)	x		
Fecal Coliform	SM 9221C, E (MTF/EC)		x	
Fecal Coliform (Enumeration)	SM 9221E (MTF/EC)	x		x
Fecal Coliform with Chlorine Present	SM 9221E		x	
Fecal Streptococci	SM 9230B	x	x	
Fluoride	SM 4500-F C	x	x	x
Glyphosate	EPA 547	x		x
Glyphosate + AMPA	In House Method (3618)	x		x
Gross Alpha/Beta	EPA 900.0	x	x	x
Gross Alpha Coprecipitation	SM 7110 C	x	x	x
Hardness	SM 2340B	x	x	x
Heterotrophic Bacteria	In House Method (2439)	x		x
Heterotrophic Bacteria	SM 9215 B	x		x
Hexavalent Chromium	EPA 218.6	x	x	x
Hexavalent Chromium	EPA 218.7	x		x
Hexavalent Chromium	SM 3500-Cr B		x	
Hormones	EPA 539	x		x
Hydroxide as OH Calc.	SM 2330B	x		x
Kjeldahl Nitrogen	EPA 351.2		x	
Legionella	Legiolert	x		x
Mercury	EPA 200.8	x		x
Metals	EPA 200.7 / 200.8	x	x	x
Microcystin LR	ELISA (2360)	x		x
Microcystin, Total	EPA 546	x		x
NDMA	EEA/Agilent 521.1 In house method (2425)	x		x
Nitrate/Nitrite Nitrogen	EPA 353.2	x	x	x
OCL, Pesticides/PCB	EPA 505	x		x
Ortho Phosphate	EPA 365.1	x	x	x
Ortho Phosphorous	SM 4500P E	x		x
Oxyhalides Disinfection Byproducts	EPA 317.0	x		x
Perchlorate	EPA 331.0	x		x
Perchlorate (low and high)	EPA 314.0	x		x
Perfluorinated Alkyl Acids	EPA 537	x		x
Perfluorinated Polutant	In house Method (2434)	x		x
pH	EPA 150.1	x		
pH	SM 4500-H+B	x	x	x
Phenylurea Pesticides/ Herbicides	In House Method, based on EPA 532 (2448)	x		x
Pseudomonas	IDEXX Pseudalert (2461)	x		x
Radium-226	GA Institute of Tech	x		x
Radium-228	GA Institute of Tech	x		x
Radon-222	SM 7500RN	x		x
Residue, Filterable	SM 2540C	x	x	x
Residue, Non-filterable	SM 2540D		x	
Residue, Total	SM 2540B		x	x
Residue, Volatile	EPA 160.4		x	
Semi-VOC	EPA 525.2	x		x
Silica	SM 4500-Si D	x	x	
Silica	SM 4500-SiO2 C	x	x	
Sulfide	SM 4500-$S^{=}$ D		x	
Sulfite	SM 4500-SO^{3}B	x	x	x
Surfactants	SM 5540C	x	x	x
Taste and Odor Analytes	SM 6040E	x		x
Total Coliform (P/A)	SM 9221 A, B	x		x
Total Coliform (Enumeration)	SM 9221 A, B, C	x		x
Total Coliform / E. coli	Colisure SM 9223	x		x
Total Coliform	SM 9221B		x	
Total Coliform with Chlorine Present	SM 9221B		x	
Total Coliform / E.coli (P/A and Enumeration)	SM 9223	x		x
TOC	SM 5310C	x	x	x
TOX	SM 5320B		x	
Total Phenols	EPA 420.1		x	
Total Phenols	EPA 420.4	x	x	x
Total Phosphorous	SM 4500 P E		x	
Triazine Pesticides & Degradates	In House (3617)	x		x
Turbidity	EPA 180.1	x	x	x
Turbidity	SM 2130B	x	x	
Uranium by ICP/MS	EPA 200.8	x		x
UV 254	SM 5910B	x		
VOC	EPA 524.2	x		x
VOC	In House Method (2411)	x		x
Yeast and Mold	SM 9610	x		x
Field Sampling	N/A			

eurofins | Eaton Analytical

Acknowledgement of Samples Received

Addr: **FGL Environmental, Inc.**
853 Corporation Street
Santa Paula, CA 93060

Attn: Cindy Aguirre
Phone: 805-392-2012

Client ID: FGL
Folder #: 912622
Project: DRINKING
Sample Group: STRONTIUM 90

Project Manager: Rosalynn Dang
Phone: 626-386-1250
PO #: SP2100359

The following samples were received from you on **January 12, 2021** at **1619**. They have been scheduled for the tests listed below each sample. If this information is incorrect, please contact your service representative. Thank you for using Eurofins Eaton Analytical, LLC.

Sample #	Sample ID	Sample Date
202101120626	21A0181-01	01/07/2021 1130
	@SR90EDD	

Test Description

@SR90EDD -- Strontium-90 (sub)

750 Royal Oaks Drive, Suite 100, Monrovia, CA 91016 Tel (626) 386-1100 Fax (866) 988-3757 www.EurofinsUS.com/Eaton

ENVIRONMENTAL FGL AGRICULTURAL
Analytical Chemists

Subcontract to
Eurofins Eaton Analytical, Inc.

9/26/22

CHAIN OF CUSTODY
AND ANALYSES REQUEST FORM

Chain of Custody Information

Lab Number:

Client: Fruit Growers Laboratory
Address: 853 Corporation St.
Santa Paula, CA 93060-3005

Phone: Fax:
Contact:
Project: **SP 2100359**
Purchase Order:

Sampler(s): Not Available

Compositor Setup Date: Time:

Samp Num	Location Description	Date Sampled	Time Sampled	Method of Sampling: Composite (C) Grab(G)	Type of Sample	Potable(P) Non-Potable(NP) Ag Waiver (AgW)	Bacti Type: Other(O) System(SYS) Source(SR) Waste(W)	Bacti Reason: Routine(ROUT) Repeat(RPT)	Replace(RPL) Other(O) Special(SPL)	Test Description(s): Sub Contracted-Strontium 90 250 ml(AGT)								
1	21A0181-01	01/07/2021	11:30	G	WW					1								

Remarks

Relinquished	Date	Time	Relinquished	Date	Time	Relinquished	Date	Time
	1/11/21	17:30						
Received By:	**Date**	**Time**	**Received By:**	**Date**	**Time**	**Received By:**	**Date**	**Time**
GLS				1/12/21	16:19			

Corporate Offices & Laboratory
853 Corporation Street
Santa Paula, CA 93060
TEL: (805)392-2000
Env FAX: (805)525-4172 / Ag FAX: (805)392-2063
CA ELAP Certification No. 1573

Office & Laboratory
2500 Stagecoach Road
Stockton, CA 95215
TEL: (209)942-0182
FAX: (209)942-0423
CA ELAP Certification No. 1563

Office & Laboratory
563 E. Lindo Avenue
Chico, CA 95926
TEL: (530)343-5818
FAX: (530)343-3807
CA ELAP Certification No. 2670

Office & Laboratory
3442 Empresa Drive, Suite D
San Luis Obispo, CA 93401
TEL: (805)783-2940
FAX: (805)783-2912
CA ELAP Certification No. 2775

Office & Laboratory
9415 W. Goshen Avenue
Visalia, CA 93291
TEL: (559)734-9473
FAX: (559)734-8435
CA ELAP Certification No. 2810

eurofins | Eaton Analytical

INTERNAL CHAIN OF CUSTODY RECORD

EEA Folder Number: 912622

SAMPLE TEMP RECEIVED:

Note: If samples are out of temperature range, let the ASMs know. ASMs will determine whether to proceed with analysis or not.

SAMPLES REC'D DAY OF COLLECTION? Yes / No

IR Gun ID = 6084 (Observation= 19.1 °C) (Corr.Factor -0.2 °C) (Final = 18.9 °C)

TYPE OF ICE: Real ____ Synthetic ____ No Ice ✓ **CONDITION OF ICE:** Frozen ____ Partially Frozen ____ Thawed ____ N/A ✓

METHOD OF SHIPMENT: Pick-Up / Walk-In / FedEx / UPS / DHL / Area Fast / Top Line / Other: ECS

Compliance Acceptance Criteria:

1) **Chemistry:** >0, ≤6°C, not frozen (NELAP) (if received after 24 hrs of sample collection)

2) **Microbiology, Distribution:** < 10°C, not frozen (can be ≥10°C if received on ice the same day as sample collection, within 8 hours)

3) **Microbiology, Surface Water:** < 10°C (if received after 2 hours of sample collection)

*If out of temperature range for both Chemistry and Microbiology samples and temperature does not confirm, then measure the temperature of each quadrant and record each temperature of the quadrants

1 = (Observation= ____ °C) (Corr.Factor ____ °C) (Final = ____ °C)	2 = (Observation= ____ °C) (Corr.Factor ____ °C) (Final = ____ °C)
3 = (Observation= ____ °C) (Corr.Factor ____ °C) (Final = ____ °C)	4 = (Observation= ____ °C) (Corr.Factor ____ °C) (Final = ____ °C)

4 **Dioxin (1613 or 2,3,7,8 TCDD):** must be between 0-4 °C, not frozen (if received after 24 hrs of sample collection)

5) **pH Check.** Manufacturer: ____ Lot Number: ____ pH strip type: 0 - 14 or ____ Expiration Date ____ Results: ____

6) **Chlorine check.** Manufacturer: Sansafe. Lot No.: ____ Expiration Date: ____ Results ____

7) **VOA and Radon Headspace:** **No Samples with Headspace:** ☐ **Samples with Headspace (see below):** ☐

Headspace Documentation (use additional VOC and Radon Internal COFC for additional bottles)

Exempt from headspace concerns: Methods 515.4, HAA(6251,552), 505, SPME, @CH, 532LCMS, 556, 536, Anatoxin, LCMS methods using 40 ml vials, International clients:

Samp ID	Bottle #	None/<6 mm	>6mm

Samp ID	Bottle #	None/<6 mm	>6mm

Samp ID	Bottle #	None/<6 mm	>6mm

Samp ID	Bottle #	None/<6 mm	>6mm

Note Sample IDs which have dissimilar headspace (i.e. potential sampling errors): ____

	SIGNATURE	PRINT NAME	COMPANY/TITLE	DATE	TIME
RECEIVED BY:		YUN	Eurofins Eaton Analytical	1/12/24	16:19

GLS

800-322-5555
www.gls-us.com

Ship From
FRUIT GROWERS LABORATORY, INC.
BRANDON QUELL
853 CORPORATION ST
SANTA PAULA, CA 93060

Ship To
EUROFINS EATON ANALYTICAL
ATTN: MONICA VANNATTA
750 ROYAL OAKS DRIVE STE#100
MONROVIA, CA 91016

COD: $0.00
Weight: 3 lb(s)
Reference:
SP2100359-1/11/21-BQ
Delivery Instructions:

Signature Type: STANDARD

Tracking #: 551860072

PDS

MONROVIA

S91016A

34341811

NWK CA906-FD0

Print Date: 1/11/2021 3:45 PM

LABEL INSTRUCTIONS:

Do not copy or reprint this label for additional shipments - each package must have a unique barcode.
Step 1: Use the "Print Label" button on this page to print the shipping label on a laser or inkjet printer.
Step 2: Fold this page in half.
Step 3: Securely attach this label to your package and do not cover the barcode.

TERMS AND CONDITIONS:

By giving us your shipment to deliver, you agree to all of the General Logistics Systems US, Inc. (GLS) service terms & conditions including, but not limited to; limits of liability, declared value conditions, and claim procedures which are available on our website at www.gls-us.com.

eurofins | Eaton Analytical

Tel: (626) 386-1100
Fax: (866) 988-3757
1 800 566 LABS (1 800 566 5227)

Laboratory Comments

Report: 912622
Project: DRINKING
Group: STRONTIUM 90

FGL Environmental, Inc.
Cindy Aguirre
853 Corporation Street
Santa Paula, CA 93060

Folder Comments

Analytical results for Strontium 90 are submitted by Pace Analytical Services, Greensburg, PA CAELAP 2950 exp 3-31-2021

The Comments Report may be blank if there are no comments for this report.

eurofins | Eaton Analytical

Tel: (626) 386-1100
Fax: (866) 988-3757
1 800 566 LABS (1 800 566 5227)

Laboratory Hits

Report: 912622
Project: DRINKING
Group: STRONTIUM 90

FGL Environmental, Inc.
Cindy Aguirre
853 Corporation Street
Santa Paula, CA 93060

Samples Received on:
01/12/2021 1619

Analyzed	Analyte	Sample ID	Result	Federal MCL	Units	MRL

SUMMARY OF POSITIVE DATA ONLY

eurofins | Eaton Analytical

Tel: (626) 386-1100
Fax: (866) 988-3757
1 800 566 LABS (1 800 566 5227)

Laboratory Data

Report: 912622
Project: DRINKING
Group: STRONTIUM 90

FGL Environmental, Inc.
Cindy Aguirre
853 Corporation Street
Santa Paula, CA 93060

Samples Received on:
01/12/2021 1619

Prepped	Analyzed	Prep Batch	Analytical Batch	Method	Analyte	Result	Units	MRL	Dilution
21A0181-01 (202101120626)							**Sampled on 01/07/2021 1130**		
			EPA 905.0 - Strontium-90 (sub)						
	01/25/21 16:59			(EPA 905.0)	Strontium 90 (sub)	<0.421	pCi/L	0.42	1
	01/25/21 16:59			(EPA 905.0)	Strontium-90, MDA	0.421	pCi/L		1
	01/25/21 16:59			(EPA 905.0)	Strontium-90, Two Sigma Error	0.203	pCi/L		1

Rounding on totals after summation.
(c) - indicates calculated results. Analysis is a calculated result. Reported results are not rounded until the final step before reporting. Therefore methods that use a test result with further calculation may have slight differences in final result than the component analyses.

Pace Analytical Services, LLC
1638 Roseytown Road - Suites 2,3,4
Greensburg, PA 15601
(724)850-5600

February 04, 2021

Ms. Jaclyn L. Contreras
Eurofins Eaton Analytical, LLC
750 Royal Oaks Drive, 100
Monrovia, CA 910163629

RE: Project: PACE PA 912622
Pace Project No.: 30401521

Dear Ms. Contreras:

Enclosed are the analytical results for sample(s) received by the laboratory on January 15, 2021. The results relate only to the samples included in this report. Results reported herein conform to the applicable TNI/NELAC Standards and the laboratory's Quality Manual, where applicable, unless otherwise noted in the body of the report.

The test results provided in this final report were generated by each of the following laboratories within the Pace Network:

- Pace Analytical Services - Greensburg

If you have any questions concerning this report, please feel free to contact me.

Sincerely,

Jacquelyn Collins
jacquelyn.collins@pacelabs.com
(724)850-5612
Project Manager

Enclosures

cc: Mr. Aleksandar D. Tomovich, Eurofins Eaton Analytical, LLC

This report shall not be reproduced, except in full,
without the written consent of Pace Analytical Services, LLC.

Pace Analytical Services, LLC
1638 Roseytown Road - Suites 2,3,4
Greensburg, PA 15601
(724)850-5600

CERTIFICATIONS

Project: PACE PA 912622
Pace Project No.: 30401521

Pace Analytical Services Pennsylvania
1638 Roseytown Rd Suites 2,3&4, Greensburg, PA 15601
ANAB DOD-ELAP Rad Accreditation #: L2417
Alabama Certification #: 41590
Arizona Certification #: AZ0734
Arkansas Certification
California Certification #: 04222CA
Colorado Certification #: PA01547
Connecticut Certification #: PH-0694
Delaware Certification
EPA Region 4 DW Rad
Florida/TNI Certification #: E87683
Georgia Certification #: C040
Florida: Cert E871149 SEKS WET
Guam Certification
Hawaii Certification
Idaho Certification
Illinois Certification
Indiana Certification
Iowa Certification #: 391
Kansas/TNI Certification #: E-10358
Kentucky Certification #: KY90133
KY WW Permit #: KY0098221
KY WW Permit #: KY0000221
Louisiana DHH/TNI Certification #: LA180012
Louisiana DEQ/TNI Certification #: 4086
Maine Certification #: 2017020
Maryland Certification #: 308
Massachusetts Certification #: M-PA1457
Michigan/PADEP Certification #: 9991
Missouri Certification #: 235
Montana Certification #: Cert0082
Nebraska Certification #: NE-OS-29-14
Nevada Certification #: PA014572018-1
New Hampshire/TNI Certification #: 297617
New Jersey/TNI Certification #: PA051
New Mexico Certification #: PA01457
New York/TNI Certification #: 10888
North Carolina Certification #: 42706
North Dakota Certification #: R-190
Ohio EPA Rad Approval: #41249
Oregon/TNI Certification #: PA200002-010
Pennsylvania/TNI Certification #: 65-00282
Puerto Rico Certification #: PA01457
Rhode Island Certification #: 65-00282
South Dakota Certification
Tennessee Certification #: 02867
Texas/TNI Certification #: T104704188-17-3
Utah/TNI Certification #: PA014572017-9
USDA Soil Permit #: P330-17-00091
Vermont Dept. of Health: ID# VT-0282
Virgin Island/PADEP Certification
Virginia/VELAP Certification #: 9526
Washington Certification #: C868
West Virginia DEP Certification #: 143
West Virginia DHHR Certification #: 9964C
Wisconsin Approve List for Rad
Wyoming Certification #: 8TMS-L

This report shall not be reproduced, except in full,
without the written consent of Pace Analytical Services, LLC.

Pace Analytical Services, LLC
1638 Roseytown Road - Suites 2,3,4
Greensburg, PA 15601
(724)850-5600

SAMPLE SUMMARY

Project: PACE PA 912622
Pace Project No.: 30401521

Lab ID	Sample ID	Matrix	Date Collected	Date Received
30401521001	**202101120626**	Drinking Water	01/07/21 11:30	01/15/21 10:15

This report shall not be reproduced, except in full,
without the written consent of Pace Analytical Services, LLC.

Pace Analytical Services, LLC
1638 Roseytown Road - Suites 2,3,4
Greensburg, PA 15601
(724)850-5600

SAMPLE ANALYTE COUNT

Project: PACE PA 912622
Pace Project No.: 30401521

Lab ID	Sample ID	Method	Analysts	Analytes Reported	Laboratory
30401521001	**202101120626**	EPA 905.0	LAL	1	PASI-PA

PASI-PA = Pace Analytical Services - Greensburg

REPORT OF LABORATORY ANALYSIS

This report shall not be reproduced, except in full,
without the written consent of Pace Analytical Services, LLC.

Pace Analytical Services, LLC
1638 Roseytown Road - Suites 2,3,4
Greensburg, PA 15601
(724)850-5600

PROJECT NARRATIVE

Project: PACE PA 912622
Pace Project No.: 30401521

Method: **EPA 905.0**
Description: 905.0 Strontium 89/90
Client: Eurofins Eaton Analytical
Date: February 04, 2021

General Information:
1 sample was analyzed for EPA 905.0 by Pace Analytical Services Greensburg. All samples were received in acceptable condition with any exceptions noted below or on the chain-of custody and/or the sample condition upon receipt form (SCUR) attached at the end of this report.

Hold Time:
The samples were analyzed within the method required hold times with any exceptions noted below.

Method Blank:
All analytes were below the report limit in the method blank, where applicable, with any exceptions noted below.

Laboratory Control Spike:
All laboratory control spike compounds were within QC limits with any exceptions noted below.

Matrix Spikes:
All percent recoveries and relative percent differences (RPDs) were within acceptance criteria with any exceptions noted below.

Additional Comments:

This data package has been reviewed for quality and completeness and is approved for release.

This report shall not be reproduced, except in full,
without the written consent of Pace Analytical Services, LLC.

Pace Analytical Services, LLC
1638 Roseytown Road - Suites 2,3,4
Greensburg, PA 15601
(724)850-5600

ANALYTICAL RESULTS - RADIOCHEMISTRY

Project: PACE PA 912622
Pace Project No.: 30401521

Sample: 202101120626 **Lab ID: 30401521001** Collected: 01/07/21 11:30 Received: 01/15/21 10:15 Matrix: Drinking Water
PWS: Site ID: Sample Type:

Comments:
- Upon receipt at the laboratory, 2.5 mls of nitric acid were added to the sample to meet the sample preservation requirement of pH <2 for radiochemistry analysis. The samples were not preserved <2 within the required 5 days of collection.
- Preservative not listed on COC.
- Sampler's name and signature not on COC.

Parameters	Method	Act ± Unc (MDC) Carr Trac	Units	Analyzed	CAS No.	Qual
		Pace Analytical Services - Greensburg				
Strontium-90	EPA 905.0	**-0.114 ± 0.203 (0.421) C:98% T:NA**	pCi/L	01/25/21 16:59	10098-97-2	

REPORT OF LABORATORY ANALYSIS

This report shall not be reproduced, except in full,
without the written consent of Pace Analytical Services, LLC.

Pace Analytical Services, LLC
1638 Roseytown Road - Suites 2,3,4
Greensburg, PA 15601
(724)850-5600

QUALITY CONTROL - RADIOCHEMISTRY

Project: PACE PA 912622
Pace Project No.: 30401521

QC Batch: 431763
QC Batch Method: EPA 905.0
Analysis Method: EPA 905.0
Analysis Description: 905.0 Strontium 89/90
Laboratory: Pace Analytical Services - Greensburg
Associated Lab Samples: 30401521001

METHOD BLANK: 2085387 Matrix: Water
Associated Lab Samples: 30401521001

Parameter	Act ± Unc (MDC) Carr Trac	Units	Analyzed	Qualifiers
Strontium-90	-0.00860 ± 0.0718 (0.147) C:94% T:NA	pCi/L	01/25/21 17:02	

Results presented on this page are in the units indicated by the "Units" column except where an alternate unit is presented to the right of the result.

REPORT OF LABORATORY ANALYSIS

This report shall not be reproduced, except in full,
without the written consent of Pace Analytical Services, LLC.

Pace Analytical Services, LLC
1638 Roseytown Road - Suites 2,3,4
Greensburg, PA 15601
(724)850-5600

QUALIFIERS

Project: PACE PA 912622
Pace Project No.: 30401521

DEFINITIONS

DF - Dilution Factor, if reported, represents the factor applied to the reported data due to dilution of the sample aliquot.

ND - Not Detected at or above adjusted reporting limit.

TNTC - Too Numerous To Count

J - Estimated concentration above the adjusted method detection limit and below the adjusted reporting limit.

MDL - Adjusted Method Detection Limit.

PQL - Practical Quantitation Limit.

RL - Reporting Limit - The lowest concentration value that meets project requirements for quantitative data with known precision and bias for a specific analyte in a specific matrix.

S - Surrogate

1,2-Diphenylhydrazine decomposes to and cannot be separated from Azobenzene using Method 8270. The result for each analyte is a combined concentration.

Consistent with EPA guidelines, unrounded data are displayed and have been used to calculate % recovery and RPD values.

LCS(D) - Laboratory Control Sample (Duplicate)

MS(D) - Matrix Spike (Duplicate)

DUP - Sample Duplicate

RPD - Relative Percent Difference

NC - Not Calculable.

SG - Silica Gel - Clean-Up

U - Indicates the compound was analyzed for, but not detected.

N-Nitrosodiphenylamine decomposes and cannot be separated from Diphenylamine using Method 8270. The result reported for each analyte is a combined concentration.

Act - Activity

Unc - Uncertainty: For Safe Drinking Water Act (SDWA) analyses, the reported Unc. Is the calculated Count Uncertainty (95% confidence interval) using a coverage factor of 1.96. For all other matrices (non-SDWA), the reported Unc. is the calculated Expanded Uncertainty (aka Combined Standard Uncertainty, CSU), reported at the 95% confidence interval using a coverage factor of 1.96.

Gamma Spec: The Unc. reported for all gamma-spectroscopy analyses (EPA 901.1), is the calculated Expanded Uncertainty (CSU) at the 95.4% confidence interval, using a coverage factor of 2.0.

(MDC) - Minimum Detectable Concentration

Trac - Tracer Recovery (%)

Carr - Carrier Recovery (%)

Pace Analytical is TNI accredited. Contact your Pace PM for the current list of accredited analytes.

TNI - The NELAC Institute.

This report shall not be reproduced, except in full,
without the written consent of Pace Analytical Services, LLC.

eurofins | Eaton Analytical

Submittal Form

Date: 1/14/2021

*REPORTING REQUIRMENTS: ***Do Not Combine Reports with any other samples submitted under different Folder Numbers!***
Report & Invoice must have the Folder # **912622** Job # **1000014**

Report all quality control data according to Method. Include dates analyzed. Date extracted (if extracted) and Method reference on the report.
Results must have Complete data & QC with Approval Signature.

Ship To:
`PACE Analytical Services, Inc.
1638 Roseytown Road, Suite 2
Suite 2
Greensburg, PA 15601

Phone: 724-850-5600 Fax: 724-850-5601

Reports: Jackie Contreras Sub-Contracting Administrator
EMAIL TO: Eaton-MonroviaSubContract@eurofinset.com
Eurofins Eaton Analytical, LLC 750 Royal Oaks Drive, Suite 100, Monrovia, CA 91016
Phone (626) 386-1165 Fax (626) 386-1122
Invoices to: Eurofins Eaton Analytical, LLC
Accounts Payable 2425 New Holland Pike, Lancaster, PA 17605

Provide in each Report the Specified StateCertification # and Exp Date for requested tests + matrix.

Samples from: **CALIFORNIA**

WO# : 30401521

30401521

Folder #:	**Report Due:**
912622	**02/11/2021**

Sample ID	Client Sample ID for reference onl	Sample Date & Time	Matrix	PWS Systemcode	PWSID	
202101120626	21A0181-01	01/07/21 1130	DW			JLS

Sample type:	Sample Event:	Facility ID:	Sample Point ID:	Static ID:

Method	Prep Method	Analysis Requested	
EPA 905.0		Strontium-90 (sub)	001

Relinquished by: _____ Sample Control _____ Date 1/14/21 Time 1427

Received by: _____ Date _____ Time _____

Relinquished by: _____ Sample Control _____ Date _____ Time _____

Received by: _____ Date 1/15/2021 Time 1015

NOTIFICATION REQUIRED IF RECEIVED OUTSIDE OF 0-6 CELSIUS

An Acknowledgement of Receipt is requested to attn: Jackie Contreras

750 Royal Oaks Drive, Suite 100, Monrovia, CA 91016 Tel (626) 386-1100 Fax (866) 988-3757 www.EurofinsUS.com/Eaton

Pittsburgh Lab Sample Condition Upon Receipt

Pace Analytical® Client Name: Eurofins Project # # 30391521

Courier: ☑ Fed Ex ☐ UPS ☐ USPS ☐ Client ☐ Commercial ☐ Pace Other _____

Label RM

LIMS Login RM

Tracking #: 9541715 4 9884

Custody Seal on Cooler/Box Present: ☐ yes ☑ no Seals Intact: ☐ yes ☐ no

Thermometer Used — Type of Ice: Wet Blue (None)

Cooler Temperature Observed Temp — °C Correction Factor: — °C Final Temp: — °C

Temp should be above freezing to 6°C

pH paper Lot# 10D0401 Date and initials of person examining contents: 1/15/2021 SW

Comments:	Yes	No	N/A	
Chain of Custody Present:	✓			1.
Chain of Custody Filled Out:	✓			2.
Chain of Custody Relinquished:	✓			3.
Sampler Name & Signature on COC:		✓		4.
Sample Labels match COC:	✓			5.
-Includes date/time/ID Matrix: DW				
Samples Arrived within Hold Time:	✓			6.
Short Hold Time Analysis (<72hr remaining):		✓		7.
Rush Turn Around Time Requested:		✓		8.
Sufficient Volume:	✓			9.
Correct Containers Used:	✓			10.
-Pace Containers Used:		✓		
Containers Intact:	✓			11.
Orthophosphate field filtered			✓	12.
Hex Cr Aqueous sample field filtered			✓	13.
Organic Samples checked for dechlorination:			✓	14.
Filtered volume received for Dissolved tests			✓	15.
All containers have been checked for preservation. exceptions: VOA, coliform, TOC, O&G, Phenolics, Radon, Non-aqueous matrix	✓			16. preserved container with 2.5ml HNO_3
All containers meet method preservation requirements.		✓		Initial when completed SW Date/time of preservation 1/15/2021 17 09
				Lot # of added preservative DL21-0024
Headspace in VOA Vials (>6mm):			✓	17.
Trip Blank Present:		✓		18.
Trip Blank Custody Seals Present			✓	
Rad Samples Screened < 0.5 mrem/hr	✓			Initial when completed: SW Date: 1/15/2021

Client Notification/ Resolution:

Person Contacted: _____ Date/Time: _____ Contacted By: _____

Comments/ Resolution: _____

☐ **A check in this box indicates that additional information has been stored in ereports.**

Note: Whenever there is a discrepancy affecting North Carolina compliance samples, a copy of this form will be sent to the North Carolina DEHNR Certification Office (i.e. out of hold, incorrect preservative, out of temp, incorrect containers)

*PM review is documented electronically in LIMS. When the Project Manager closes the SRF Review schedule in LIMS. The review is in the Status section of the Workorder Edit Screen.

J:\QAQC\Master\Document Management\Sample Mgt\Sample Condition Upon Receipt Pittsburgh (C056-9 5April2019)

Quality Control Sample Performance Assessment

Pace Analytical
www.pacelabs.com

Analyst Must Manually Enter All Fields Highlighted in Yellow.

Test:	Sr-90
Analyst:	LAL
Date:	1/22/2021
Batch:	58423
Matrix:	DW

Method Blank Assessment

MB Sample ID	2085387
MB concentration:	-0.009
M/B Counting Uncertainty:	0.0718
MB MDC:	0.147
MB Numerical Performance Indicator:	-0.23
MB Status vs Numerical Indicator:	N/A
MB Status vs. MDC:	Pass

Laboratory Control Sample Assessment

	LCSD (Y or N)?	Y
	LCS58423	**LCSD58423**
Count Date:	1/26/2021	1/26/2021
Spike I.D.:	19-045	19-045
Spike Concentration (pCi/mL):	32.564	32.564
Volume Used (mL):	0.10	0.10
Aliquot Volume (L, g, F):	0.5108	0.5093
Target Conc. (pCi/L):	6.375	6.394
Uncertainty (Calculated):	0.031	0.031
Result (pCi/L):	4.389	4.770
LCS/LCSD Counting Uncertainty (pCi/L):	0.500	0.514
Numerical Performance Indicator:	-7.77	-6.18
Percent Recovery:	68.85%	74.60%
Status vs Numerical Indicator:	N/A	N/A
Status vs Recovery:	Pass	Pass
Upper % Recovery Limits:	130.00%	130.00%
Lower % Recovery Limits:	65.00%	65.00%

Sample Matrix Spike Control Assessment

Sample Collection Date:	1/13/2021
Sample I.D.	30401903001
Sample MS I.D.	30401903001MS
Sample MSD I.D.	
Spike I.D.:	19-045
MS/MSD Decay Corrected Spike Concentration (pCi/mL):	32.592
Spike Volume Used in MS (mL):	0.20
Spike Volume Used in MSD (mL):	
MS Aliquot (L, g, F):	0.4091
MS Target Conc. (pCi/L):	15.935
MSD Aliquot (L, g, F):	
MSD Target Conc. (pCi/L):	
MS Spike Uncertainty (calculated):	0.076
MSD Spike Uncertainty (calculated):	
Sample Result:	0.0213
Sample Result Counting Uncertainty (pCi/L):	0.0945
Sample Matrix Spike Result:	11.24
Matrix Spike Result Counting Uncertainty (pCi/L):	0.848
Sample Matrix Spike Duplicate Result:	
Matrix Spike Duplicate Result Counting Uncertainty (pCi/L):	
MS Numerical Performance Indicator:	-10.791
MSD Numerical Performance Indicator:	
MS Percent Recovery:	70.40%
MSD Percent Recovery:	
MS Status vs Numerical Indicator:	N/A
MSD Status vs Numerical Indicator:	
MS Status vs Recovery:	Pass
MSD Status vs Recovery:	
MS/MSD Upper % Recovery Limits:	130.00%
MS/MSD Lower % Recovery Limits:	65.00%

Duplicate Sample Assessment

Sample I.D.:	LCS58423	Enter Duplicate sample IDs if other than LCS/LCSD in the space below.
Duplicate Sample I.D.	LCSD58423	
Sample Result (pCi/L):	4.389	
Sample Result Counting Uncertainty (pCi/L):	0.500	
Sample Duplicate Result (pCi/L):	4.770	
Sample Duplicate Result Counting Uncertainty (pCi/L):	0.514	
Are sample and/or duplicate results below MDC?	NO	
Duplicate Numerical Performance Indicator:	-1.041	
(Based on the LCS/LCSD Percent Recoveries) Duplicate RPD:	8.02%	
Duplicate Status vs Numerical Indicator:	N/A	
Duplicate Status vs RPD:	Pass	
% RPD Limit:	25.00%	

Matrix Spike/Matrix Spike Duplicate Sample Assessment

Sample I.D.	
Sample MS I.D.	
Sample MSD I.D.	
Sample Matrix Spike Result:	
Matrix Spike Result Counting Uncertainty (pCi/L):	
Sample Matrix Spike Duplicate Result:	
Matrix Spike Duplicate Result Counting Uncertainty (pCi/L):	
Duplicate Numerical Performance Indicator:	
(Based on the MS / MSD Recoveries) MS / MSD Duplicate RPD:	
MS/ MSD Duplicate Status vs Numerical Indicator:	
MS/ MSD Duplicate Status vs RPD:	
% RPD Limit:	

Evaluation of duplicate precision is not applicable if either the sample or duplicate results are below the MDC.

Comments:

CM 1/27/21

LAM 1/27/21

SUBCONTRACT ORDER

Pat-Chem Laboratories

21A0181 2100359

SENDING LABORATORY:

Pat-Chem Laboratories
1824 First Street
San Fernando, CA 91340
Phone: 818-639-5300
Fax: 818-639-5306
Project Manager: Stephen Berentsen

RECEIVING LABORATORY:

Fruit Growers - FGL
853 Corporation Street
Santa Paula, CA 93060
Phone :(805) 525-3824
Fax: (805) 525-4172

Analysis	Due	Expires	Laboratory ID	Comments
Sample ID: 21A0181-01 WASTE Water	**Sampled: 07-Jan-21 11:30**			**Wastewater/IPC [MCC] EFF-Quarterly**
Tritium (Sub out)	22-Jan-21 12:00	09-Jan-21 11:30		
Sr-90 (Strontium 90)	22-Jan-21 12:00	06-Jul-21 11:30		
Radium 226 228	22-Jan-21 12:00	06-Jul-21 11:30		
Perchlorate 314.0	22-Jan-21 12:00	04-Feb-21 11:30		
Gross beta SUB	22-Jan-21 12:00	06-Jul-21 11:30		
Gross alpha SUB	22-Jan-21 12:00	06-Jul-21 11:30		
549 Diquat	22-Jan-21 12:00	14-Jan-21 11:30		
548.1 Endothall	22-Jan-21 12:00	14-Jan-21 11:30		
547 Glyphosate	22-Jan-21 12:00	21-Jan-21 11:30		
Containers Supplied:				

Released By	Date	Received By	Date
JAN 11 2021		1/11/21	
Released By	1/11/21 Date	Received By	1/11/21 1319 Date

5°C m.

ENVIRONMENTAL FGL AGRICULTURAL
Analytical Chemists

Subcontract to
Eurofins Eaton Analytical, Inc.

CHAIN OF CUSTODY
AND ANALYSES REQUEST FORM

Chain of Custody Information

Lab Number:

Client: Fruit Growers Laboratory
Address: 853 Corporation St.
Santa Paula, CA 93060-3005

Phone: Fax:
Contact:
Project: **SP 2100359**
Purchase Order:

Sampler(s): Not Available

Compositor Setup Date: Time:

Samp Num	Location Description	Date Sampled	Time Sampled	Method of Sampling: Composite (C) Grab(G)	Type of Sample	Potable(P) Non-Potable(NP) Ag Waiver (AgW)	Bacti Type: Other(O) System(SYS) Source(SR) Waste(W)	Bacti Reason: Routine(ROUT) Repeat(RPT) Replace(RPL) Other(O) Special(SPL)	Test Description(s): Sub Contracted-Strontium 90 250 ml(AGT)								
1	21A0181-01	01/07/2021	11:30	G	WW				1								

Remarks

Relinquished	Date	Time	Relinquished	Date	Time	Relinquished	Date	Time
Received By:	Date	Time	Received By:	Date	Time	Received By:	Date	Time

Corporate Offices & Laboratory
853 Corporation Street
Santa Paula, CA 93060
TEL: (805)392-2000
Env FAX: (805)525-4172 / Ag FAX: (805)392-2063
CA ELAP Certification No. 1573

Office & Laboratory
2500 Stagecoach Road
Stockton, CA 95215
TEL: (209)942-0182
FAX: (209)942-0423
CA ELAP Certification No. 1563

Office & Laboratory
563 E. Lindo Avenue
Chico, CA 95926
TEL: (530)343-5818
FAX: (530)343-3807
CA ELAP Certification No. 2670

Office & Laboratory
3442 Empresa Drive, Suite D
San Luis Obispo, CA 93401
TEL: (805)783-2940
FAX: (805)783-2912
CA ELAP Certification No. 2775

Office & Laboratory
9415 W. Goshen Avenue
Visalia, CA 93291
TEL: (559)734-9473
FAX: (559)734-8435
CA ELAP Certification No. 2810

Pat-Chem Laboratories
1824 1st Street
San Fernando, CA 91340

CHAIN OF CUSTODY RECORD

Phone (818) 639-5300
Fax (818) 639-5306

Environmental Sample

Sample I.D.#: 21A0181

Customer: IPC - Integrated Performance Consultants, Inc.
Project: (MCC) EFF - Quarterly

Address: 9297 Research Drive
Irvine CA 92618

Sampled by: CD
Report Attention: Ric Verdel / Golan Kfir

P.O. #:
Phone #: 949-382-9067

Sample Description	Date Sampled	Time Sampled	# of bottles	Required Tests	Sample Type	Matrix	Bottle Type	Preserve	Field Data (pH / Temperature) pH: Field Lab
EFF	01/07/21	1130	1	Ag, Al, As, Ba, Be, Ca, Cd, Cr, Cu, Fe, Mn, Hg, Ni, Sb, Se, Tl, U, Zn	Grab	AQ	1L P 250	HN	
			1	Fluoride, Bromate, Chlorite, Color, Odor, pH, Conductivity, Alkalinity, Temperature	Grab	AQ	1/2 Gal. P	4°C	
			1	Cyanide	Grab	AQ	250 P	OH, AA	
			1	MBAS	Grab	AQ	500 P	4°C	
			6	524, 504	Grab	AQ	3-VOA	4°C	
			7	507, 515, 632, 508, 550, 506, 552	Grab	AQ	1L G	4°C	
			1	547 Glyphosate **(Sub-Out)**	Grab	AQ	1L G	4°C	
			1	548 Endothall **(Sub-Out)**	Grab	AQ	1L G	4°C	
			1	549 Diquat **(Sub-Out)**	Grab	AQ	1L G	4°C	
			1	Dioxin - 2,3,7,8 TCDD **(Sub-Out)**	Grab	AQ	1L G	4°C	

RECEIVED
JAN 07 2021
By

	Signature	Print Name (Company)	Date	Time
Relinquished by	CD	Carlos Alvarez (PCL)	01/07/21	1150
Received by	EG	Evangelina Garcia (PCL)	1/7/21	1255
Relinquished by	EG	Evangelina Garcia (PCL)	1-7-21	1415
Received by				
Relinquished by				
Received in Lab by		JAN 07 2021		1440

Sample Received Checklist

Temperature upon receipt: 4 °C

# of bottles agrees with COC? Yes No
Samples intact? Yes No
Samples properly preserved? Yes No
Samples in holding time? Yes No

Compliance Monitor

Initial Flow _____

Final Flow _____

Sample Type: Grab, Comp
Matrix: AQ - Water; SO - Soil / Sludge; OT - Other
Bottle Type: P - Plastic; G - Amber Glass; VOA - 40 ml Vial; Coli - bacteria

Preservations: HC - HCl; HS - H_2SO_4; HN - HNO_3; HP - H_3PO_4; OH - NaOH; ST - Sodium Thiosulfate; AA - Ascorbic Acid; Al - $AlCl_3$; Cu - $CuSO_4$

Note: Samples are discarded 30 days after results are reported, unless other arrangements are made.

PAT-CHEM LABORATORIES
QUALITY ANALYTICAL SERVICES SINCE 1987
1824 1st Street
San Fernando, CA 91340
(818) 639-5300 ph
(818) 639-5306 fx
pat-chem.com

Customer: **Integrated Performance Consultants, Inc.**
9297 Research Drive
Irvine CA, 92618

Attention: Ric Vardel
Report Date: 12-Jan-21 14:12
Subject: (MCC) Daily EFF

Project/P.O.#: (MCC) Daily EFF

Parameter	Method	QC Batch	RL	Prepared	Analyzed	Result	Notes
EFF (Sample I.D.# : 21A0210-01) Collected: 08-Jan-21 By CA							
Microbiological							
Fecal Coliforms	SM 9221E	AA10821	1.8	08-Jan-21	10-Jan-21	**<1.8 MPN/100 ml**	
Total Coliforms	SM 9221B	AA10821	1.8	08-Jan-21	10-Jan-21	**<1.8 MPN/100 ml**	
Inorganic Constituents							
pH	SM 4500H-B	AA10906	0.1	08-Jan-21	08-Jan-21	**7.0 pH Units**	
Residual Chlorine	SM 4500Cl-G	AA10905	0.05	09-Jan-21	09-Jan-21	**<0.05 mg/l**	

Notes and Definitions

RL Reporting Limit - The lowest amount of a constituent that can be reliably quantified and reported.

Respectfully Submitted,

Steve Jefferson 1/12/2021
Laboratory Director

Pat-Chem Laboratories
1824 1st Street
San Fernando, CA 91340

CHAIN OF CUSTODY RECORD

Phone (818) 639-5300
Fax (818) 639-5306

Environmental Sample

Sample I.D.#: 21A0210

Customer: IPC - Integrated Performance Consultants, Inc.
Project: (MCC) EFF - Daily

Address: 9297 Research Drive
Irvine CA 92618

Sampled by: Ric Vardel / Golan Kfir
Report Attention:

P.O. #:
Phone #: 949-382-9067

Sample Description	Date Sampled	Time Sampled	# of bottles	Required Tests	Sample Type	Matrix	Bottle Type	Preserve	Field Data (pH / Temperature) pH: Field Lab
EFF	01/08/21	1050	1	pH, T.Res.Chlorine	Grab	AQ	500ml Plastic	4°C	7.0 / 18.4
			1	Total Coliform, Fecal Coliform	Grab	AQ	Coli Bottle	4°C, ST	
1	1	1							

RECEIVED
JAN 08 2021
BY

Geotracker EDD:
Logcode: IPCI
Global ID: WDR100000359

	Signature	Print Name (Company)	Date	Time
Relinquished by		Carlos Alvarez (IPC)	01/08/21	12:19
Received by		Cindy Martinez	1-8-21	12:19
Relinquished by		Cindy Martinez	1-8-21	13:08
Received by				
Relinquished by				
Received in lab by		JAN 08 2021		1433

Sample Received Checklist

Temperature upon receipt: 4 °C

# of bottles agrees with COC?	Yes	No
Samples intact?	Yes	No
Samples properly preserved?	Yes	No
Samples in holding time?	Yes	No

Compliance Monitor

Initial Flow _____

Final Flow _____

Sample Type	Matrix	Bottle Type
(G) Grab	(AQ) - Water	(P) - Plastic
Comp	SO - Soil / Sludge	G - Amber Glass
	OT - Other	VOA - 40 ml Vial
		Coli - bacteria

Preservations

HC - HCl
HS - H_2SO_4
HN - HNO_3
HP - H_3PO_4
OH - NaOH
(ST) - Sodium Thiosulfate
AA - Ascorbic Acid
AI - $AlCl_3$
Cu - $CuSO_4$

Note: Samples are discarded 30 days after results are reported, unless other arrangements are made.

Rev 2 Effective 5/1/17

PAT-CHEM LABORATORIES
QUALITY ANALYTICAL SERVICES SINCE 1987
1824 1st Street
San Fernando, CA 91340
(818) 639-5300 ph
(818) 639-5306 fx
pat-chem.com

Customer: **Integrated Performance Consultants, Inc.**
9297 Research Drive
Irvine CA, 92618

Attention: Ric Vardel
Report Date: 12-Jan-21 14:14
Subject: (MCC) Daily EFF

Project/P.O.#: (MCC) Daily EFF

Parameter	Method	QC Batch	RL	Prepared	Analyzed	Result	Notes
EFF (Sample I.D.# : 21A0221-01) Collected: 09-Jan-21 By JA							
Microbiological							
Fecal Coliforms	SM 9221E	AA10904	1.8	09-Jan-21	11-Jan-21	**<1.8 MPN/100 ml**	
Total Coliforms	SM 9221B	AA10904	1.8	09-Jan-21	11-Jan-21	**<1.8 MPN/100 ml**	
Inorganic Constituents							
pH	SM 4500H-B	AA11028	0.1	09-Jan-21	09-Jan-21	**7.5 pH Units**	
Residual Chlorine	SM 4500Cl-G	AA10918	0.05	09-Jan-21	09-Jan-21	**<0.05 mg/l**	

Notes and Definitions

RL Reporting Limit - The lowest amount of a constituent that can be reliably quantified and reported.

Respectfully Submitted,

Steve Jefferson 1/12/2021
Laboratory Director

Pat-Chem Laboratories
1824 1st Street
San Fernando, CA 91340

CHAIN OF CUSTODY RECORD

Phone (818) 639-5300
Fax (818) 639-5306

Environmental Sample

Sample I.D.#: 21A0221

Customer: IPC - Integrated Performance Consultants, Inc.		**Project:** (MCC) EFF - Daily	
Address: 9297 Research Drive		**Sampled by:** Jesus Dueñas	**P.O. #:**
Irvine CA 92618		**Report Attention:** Ric Vardel / Golan Klir	**Phone #:** 949-382-9067

Sample Description	Date Sampled	Time Sampled	# of bottles	Required Tests	Sample Type	Matrix	Bottle Type	Preserve	Field Data (pH / Temperature) pH: Field Lab
EFF	01/04/21	9:50	1	pH, T.Res.Chlorine	Grab	AQ	500ml Plastic	4°C	
〃	〃	〃	1	Total Coliform, Fecal Coliform	Grab	AQ	Coli Bottle	4°C, ST	

RECEIVED
JAN 09 2021

Geotracker EDD:
Logcode: IPCI
Global ID: WDR100000359

Signature	Print Name (Company)	Date	Time
Relinquished by: Jesus Dueñas	Jesus Dueñas (IPC)	01/04/21	9:55
Received by: Alex Walton	Alex Walton	01/1/21	1400
Relinquished by:			
Received by:			
Relinquished by:			
Received in lab by:	JAN 09 2021		15:45

Sample Received Checklist

Temperature upon receipt: 4 °C

# of bottles agrees with COC?	Yes	No
Samples intact?	Yes	No
Samples properly preserved?	Yes	No
Samples in holding time?	Yes	No

Compliance Monitor

Initial Flow _____

Final Flow _____

Sample Type
(Grab)
Comp

Matrix
(AQ) - Water
SO - Soil / Sludge
OT - Other

Bottle Type
(P) - Plastic
G - Amber Glass
VOA - 40 ml Vial
Coli - bacteria

Preservations
HC - HCl
HS - H_2SO_4
HN - HNO_3
HP - H_3PO_4
OH - NaOH
(ST) - Sodium Thiosulfate
AA - Ascorbic Acid
AI - $AlCl_3$
Cu - $CuSO_4$

Note: Samples are discarded 30 days after results are reported, unless other arrangements are made.

Rev 2 Effective 5/1/17

PAT-CHEM
LABORATORIES

QUALITY ANALYTICAL SERVICES SINCE 1987

1824 1st Street
San Fernando, CA 91340
(818) 639-5300 ph
(818) 639-5306 fx
pat-chem.com

Customer: **Integrated Performance Consultants, Inc.**
9297 Research Drive
Irvine CA, 92618

Attention: Ric Vardel
Report Date: 13-Jan-21 16:45
Subject: (MCC) Daily EFF

Project/P.O.#: (MCC) Daily EFF

Parameter	Method	QC Batch	RL	Prepared	Analyzed	Result	Notes
EFF (Sample I.D.# : 21A0227-01) Collected: 10-Jan-21 By MA							
Microbiological							
Fecal Coliforms	SM 9221E	AA11026	1.8	10-Jan-21	12-Jan-21	**<1.8 MPN/100 ml**	
Total Coliforms	SM 9221B	AA11026	1.8	10-Jan-21	12-Jan-21	**<1.8 MPN/100 ml**	
Inorganic Constituents							
pH	SM 4500H-B	AA11028	0.1	10-Jan-21	10-Jan-21	**7.4 pH Units**	
Residual Chlorine	SM 4500Cl-G	AA11238	0.05	11-Jan-21	11-Jan-21	**0.05 mg/l**	

Notes and Definitions

RL Reporting Limit - The lowest amount of a constituent that can be reliably quantified and reported.

Respectfully Submitted,



Steve Jefferson 1/13/2021
Laboratory Director

Pat-Chem Laboratories
1824 1st Street
San Fernando, CA 91340

CHAIN OF CUSTODY RECORD

Phone (818) 639-5300
Fax (818) 639-5306

Environmental Sample

Sample I.D.#: 21A0227

Customer:	IPC - Integrated Performance Consultants, Inc.	Project:	(MCC) EFF - Daily
Address:	9297 Research Drive	Sampled by:	Mario Aguirre
	Irvine CA 92618	Report Attention:	Ric Vardel / Golan Kfir
		P.O. #:	
		Phone #:	949-382-9067

Sample Description	Date Sampled	Time Sampled	# of bottles	Required Tests	Sample Type	Matrix	Bottle Type	Preserve	Field Data (pH / Temperature) pH: Field Lab
EFF	1/10/21	9:48	1	pH, T.Res.Chlorine	Grab	AQ	500ml Plastic	4°C	
"	"	"	1	Total Coliform, Fecal Coliform	Grab	AQ	Coli Bottle	4°C, ST	

RECEIVED
JAN 10 2021
By

Geotracker EDD:
Logcode: IPCI
Global ID: WDR100000359

	Signature	Print Name (Company)	Date	Time
Relinquished by		Mario Aguirre	1/10/21	9:53
Received by		Alex Wawrzyniak	1/10/21	12:20
Relinquished by				
Received by				
Relinquished by				
Received by		JAN 10 2021		1400

Sample Received Checklist

Temperature upon receipt: 4 °C

# of bottles agrees with COC?	Yes	No
Samples intact?	Yes	No
Samples properly preserved?	Yes	No
Samples in holding time?	Yes	No

Compliance Monitor

Initial Flow _____

Final Flow _____

Sample Type	Matrix	Bottle Type
Grab	AQ - Water	P - Plastic
Comp	SO - Soil / Sludge	G - Amber Glass
	OT - Other	VOA - 40 ml Vial
		Coli - bacteria

Preservations

HC - HCl
HS - H_2SO_4
HN - HNO_3
HP - H_3PO_4
OH - NaOH
ST - Sodium Thiosulfate
AA - Ascorbic Acid
Al - $AlCl_3$
Cu - $CuSO_4$

Note: Samples are discarded 30 days after results are reported, unless other arrangements are made.

Rev 2 Effective 5/1/17

PAT-CHEM LABORATORIES
QUALITY ANALYTICAL SERVICES SINCE 1987
1824 1st Street
San Fernando, CA 91340
(818) 639-5300 ph
(818) 639-5306 fx
pat-chem.com

Customer: **Integrated Performance Consultants, Inc.**
9297 Research Drive
Irvine CA, 92618

Attention: Ric Vardel
Report Date: 19-Jan-21 17:31
Subject: (MCC) Daily EFF

Project/P.O.#: (MCC) Daily EFF

Parameter	Method	QC Batch	RL	Prepared	Analyzed	Result	Notes
EFF (Sample I.D.# : 21A0244-01) Collected: 11-Jan-21 By CA							
Microbiological							
Fecal Coliforms	SM 9221E	AA11114	1.8	11-Jan-21	13-Jan-21	**<1.8 MPN/100 ml**	
Total Coliforms	SM 9221B	AA11114	1.8	11-Jan-21	13-Jan-21	**<1.8 MPN/100 ml**	
Inorganic Constituents							
pH	SM 4500H-B	AA11605	0.1	11-Jan-21	11-Jan-21	**7.0 pH Units**	
Residual Chlorine	SM 4500Cl-G	AA11238	0.05	12-Jan-21	12-Jan-21	**0.06 mg/l**	

Notes and Definitions

RL Reporting Limit - The lowest amount of a constituent that can be reliably quantified and reported.

Respectfully Submitted,

Steve Jefferson 1/19/2021
Laboratory Director

Pat-Chem Laboratories
1824 1st Street
San Fernando, CA 91340

CHAIN OF CUSTODY RECORD

Phone (818) 639-5300
Fax (818) 639-5306

Environmental Sample

Sample I.D.#: 21A0244

Customer:	IPC - Integrated Performance Consultants, Inc.	Project:	(MCC) EFF - Daily
Address:	9297 Research Drive	Sampled by:	RC Vardel / Golan Kfir
	Irvine CA 92618	Report Attention:	
P.O. #:		Phone #:	949-382-9067

Sample Description	Date Sampled	Time Sampled	# of bottles	Required Tests	Sample Type	Matrix	Bottle Type	Preserve	Field Data (pH / Temperature) pH: Field Lab
EFF	01/11/21	1150	1	pH, T.Res Chlorine	Grab	AQ	500ml Plastic	4°C	7.0 | 19.3 C
			1	Total Coliform, Fecal Coliform	Grab	AQ	Coli Bottle	4°C, ST	
1	1	1							

RECEIVED
JAN 11 2021
By

Geotracker EDD:
Logcode: IPCI
Global ID: WDR100000359

	Signature	Print Name (Company)	Date	Time
Relinquished by		Carlos Alvarez (SCE)	01/11/21	1155
Received by		Cindy Martinez	1-11-21	1155
Relinquished by		Cindy Martinez	1-11-21	13:32
Received by				
Relinquished by				
Received in lab by		JAN 11 2021		13:27

Sample Received Checklist

Temperature upon receipt: 4°C
# of bottles agrees with COC? (Yes) No
Samples intact? (Yes) No
Samples properly preserved? (Yes) No
Samples in holding time? (Yes) No

Compliance Monitor

Initial Flow _____

Final Flow _____

Sample Type	Preservations
(Grab) Comp	HC - HCl
Matrix	HS - H_2SO_4
(AQ) - Water	HN - HNO_3
SO -Soil / Sludge	HP - H_3PO_4
OT - Other	OH - NaOH
Bottle Type	(ST) - Sodium Thiosulfate
(P) - Plastic	AA - Ascorbic Acid
G - Amber Glass	AI - $AlCl_3$
VOA - 40 ml Vial	Cu - $CuSO_4$
(Coli) - bacteria	

Note: Samples are discarded 30 days after results are reported, unless other arrangements are made.

Rev 2 Effective 5/1/17

PAT-CHEM LABORATORIES
QUALITY ANALYTICAL SERVICES SINCE 1987
1824 1st Street
San Fernando, CA 91340
(818) 639-5300 ph
(818) 639-5306 fx
pat-chem.com

Customer: **Integrated Performance Consultants, Inc.**
9297 Research Drive
Irvine CA, 92618

Attention: Ric Vardel
Report Date: 19-Jan-21 17:34
Subject: (MCC) Daily EFF

Project/P.O.#: (MCC) Daily EFF

Parameter	Method	QC Batch	RL	Prepared	Analyzed	Result	Notes
EFF (Sample I.D.# : 21A0273-01) Collected: 12-Jan-21 By Mario Aguirre of IPC							
Microbiological							
Fecal Coliforms	SM 9221E	AA11234	1.8	12-Jan-21	14-Jan-21	**<1.8 MPN/100 ml**	
Total Coliforms	SM 9221B	AA11234	1.8	12-Jan-21	14-Jan-21	**<1.8 MPN/100 ml**	
Inorganic Constituents							
pH	SM 4500H-B	AA11605	0.1	12-Jan-21	12-Jan-21	**7.6 pH Units**	
Residual Chlorine	SM 4500Cl-G	AA11326	0.05	13-Jan-21	13-Jan-21	**<0.05 mg/l**	

Notes and Definitions

RL Reporting Limit - The lowest amount of a constituent that can be reliably quantified and reported.

Respectfully Submitted,

Steve Jefferson 1/19/2021
Laboratory Director

Pat-Chem Laboratories
1824 1st Street
San Fernando, CA 91340

CHAIN OF CUSTODY RECORD

Phone (818) 639-5300
Fax (818) 639-5306

Environmental Sample

Sample I.D.#: 21A0273

Customer:	IPC - Integrated Performance Consultants, Inc.	Project:	(MCC) EFF - Daily
Address:	9297 Research Drive	Sampled by:	Maric Aguirre
	Irvine CA 92618	Report Attention:	Ric Vardel / Golan Kfir
		P.O. #:	
		Phone #:	949-382-9067

Sample Description	Date Sampled	Time Sampled	# of bottles	Required Tests	Sample Type	Matrix	Bottle Type	Preserve	Field Data (pH / Temperature) pH: (Field) Lab
EFF	1/12/21	10:51	1	pH, T.Res.Chlorine	Grab	AQ	500ml Plastic	4°C	7.62 / 16.7 °C
"	"	"	1	Total Coliform, Fecal Coliform	Grab	AQ	Coli Bottle	4°C, ST	

Geotracker EDD:
Logcode: IPCI
Global ID: WDR100000359

RECEIVED
JAN 12 2021
By

	Signature	Print Name (Company)	Date	Time
Relinquished by		Maric Aguirre	1/12/21	10:54
Received by		Armando Olmos (PCL)	1/12/21	12:20
Relinquished by		Armando Olmos (PCL)	1/12/21	14:05
Received by				
Relinquished by				
Received by		JAN 12 2021		1413

Sample Received Checklist 4 °C

Temperature upon receipt:	
# of bottles agrees with COC?	(Yes) No
Samples intact?	(Yes) No
Samples properly preserved?	(Yes) No
Samples in holding time?	(Yes) No

Compliance Monitor
Initial Flow _____
Final Flow _____

Sample Type	Preservations
(Grab)	HC - HCl
Comp	HS - H_2SO_4
Matrix	HN - HNO_3
(AQ) - Water	HP - H_3PO_4
SO -Soil / Sludge	OH - NaOH
OT - Other	(ST) - Sodium Thiosulfate
Bottle Type	AA - Ascorbic Acid
(P) - Plastic	AI - $AlCl_3$
G - Amber Glass	Cu -$CuSO_4$
VOA - 40 ml Vial	
(Coli) - bacteria	

Note: Samples are discarded 30 days after results are reported, unless other arrangements are made.

Rev 2 Effective 5/1/17

PAT-CHEM LABORATORIES
QUALITY ANALYTICAL SERVICES SINCE 1987
1824 1st Street
San Fernando, CA 91340
(818) 639-5300 ph
(818) 639-5306 fx
pat-chem.com

Customer: **Integrated Performance Consultants, Inc.**
9297 Research Drive
Irvine CA, 92618

Attention: Ric Vardel
Report Date: 19-Jan-21 17:38
Subject: (MCC) Daily EFF

Project/P.O.#: (MCC) Daily EFF

Parameter	Method	QC Batch	RL	Prepared	Analyzed	Result	Notes
EFF (Sample I.D.# : 21A0305-01) Collected: 13-Jan-21 By Carlos A. of IPC							
Microbiological							
Fecal Coliforms	SM 9221E	AA11325	1.8	13-Jan-21	15-Jan-21	**<1.8 MPN/100 ml**	
Total Coliforms	SM 9221B	AA11325	1.8	13-Jan-21	15-Jan-21	**<1.8 MPN/100 ml**	
Inorganic Constituents							
pH	SM 4500H-B	AA11605	0.1	13-Jan-21	13-Jan-21	**6.8 pH Units**	
Residual Chlorine	SM 4500Cl-G	AA11436	0.05	13-Jan-21	13-Jan-21	**<0.05 mg/l**	

Notes and Definitions

RL Reporting Limit - The lowest amount of a constituent that can be reliably quantified and reported.

Respectfully Submitted,



Steve Jefferson 1/19/2021
Laboratory Director

Pat-Chem Laboratories
1824 1st Street
San Fernando, CA 91340

CHAIN OF CUSTODY RECORD

Phone (818) 639-5300
Fax (818) 639-5306

Environmental Sample

Sample I.D.#: 21A0305

Customer:	IPC - Integrated Performance Consultants, Inc.	Project:	(MCC) EFF - Daily
Address:	9297 Research Drive	Sampled by:	Ric Vardel / Golan Kfir
	Irvine CA 92618	Report Attention:	
		P.O. #:	
		Phone #:	949-382-9067

Sample Description	Date Sampled	Time Sampled	# of bottles	Required Tests	Sample Type	Matrix	Bottle Type	Preserve	Field Data (pH / Temperature) pH: Field Lab
EFF	01/13/21	1205	1	pH, T.Res.Chlorine	Grab	AQ	500ml Plastic	4°C	6.81 19.2
			1	Total Coliform, Fecal Coliform	Grab	AQ	Coli Bottle	4°C, ST	

RECEIVED
JAN 13 2021
By

Geotracker EDD:
Logcode: IPCI
Global ID: WDR100000359

	Signature	Print Name (Company)	Date	Time
Relinquished by		Carlos Alvarez (SRC)	01/13/21	1210
Received by		Cindy Martinez	1-13-21	1220
Relinquished by		Cindy Martinez	1-13-21	1335
Received by				
Relinquished by				
Received by		JAN 13 2021		1418

Sample Received Checklist

Temperature upon receipt:	4°C
# of bottles agrees with COC?	Yes No
Samples intact?	Yes No
Samples properly preserved?	Yes No
Samples in holding time?	Yes No

Compliance Monitor

Initial Flow _____

Final Flow _____

Sample Type	Matrix	Bottle Type
Grab	AQ - Water	P - Plastic
Comp	SO - Soil / Sludge	G - Amber Glass
	OT - Other	VOA - 40 ml Vial
		Coli - bacteria

Preservations

HC - HCl
HS - H_2SO_4
HN - HNO_3
HP - H_3PO_4
OH - NaOH
ST - Sodium Thiosulfate
AA - Ascorbic Acid
AI - $AlCl_3$
Cu - $CuSO_4$

Note: Samples are discarded 30 days after results are reported, unless other arrangements are made.

Rev 2 Effective 5/1/17

PAT-CHEM LABORATORIES
QUALITY ANALYTICAL SERVICES SINCE 1987
1824 1st Street
San Fernando, CA 91340
(818) 639-5300 ph
(818) 639-5306 fx
pat-chem.com

Customer: **Integrated Performance Consultants, Inc.**
9297 Research Drive
Irvine CA, 92618

Attention: Ric Vardel
Report Date: 28-Jan-21 14:11
Subject: (MCC) Weekly EFF

Project/P.O.#: (MCC) Weekly EFF

Parameter	Method	QC Batch	RL	Prepared	Analyzed	Result	Notes
EFF (Sample I.D.# : 21A0302-01) Collected: 13-Jan-21 By CA							
Physical Properties							
Total Suspended Solids	SM2540D	AA11428	1	14-Jan-21	14-Jan-21	**<1 mg/l**	
Inorganic Constituents							
Ammonia as N	EPA 350.1	AA11426	0.10	14-Jan-21	14-Jan-21	**<0.10 mg/l**	
Nitrate as N	EPA 353.2	AA11429	0.05	14-Jan-21	14-Jan-21	**<0.05 mg/l**	
Nitrite as N	EPA 353.2	AA11429	0.05	14-Jan-21	14-Jan-21	**0.14 mg/l**	
Total Kjeldahl Nitrogen	EPA 351.2	AA12616	0.10	26-Jan-21	28-Jan-21	**0.89 mg/l**	
EFF (Sample I.D.# : 21A0302-02) Collected: 12-Jan-21 By CA							
Aggregate Organic Constituents							
Biochemical Oxygen Demand	SM 5210B	AA11427	2	14-Jan-21	19-Jan-21	**3 mg/l**	

Notes and Definitions

RL Reporting Limit - The lowest amount of a constituent that can be reliably quantified and reported.

Respectfully Submitted,

Steve Jefferson 1/28/2021
Laboratory Director

Pat-Chem Laboratories
1824 1st Street
San Fernando, CA 91340

CHAIN OF CUSTODY RECORD

Phone (818) 639-5300
Fax (818) 639-5306

Environmental Sample

Sample I.D.#: 21A0302

Customer: IPC - Integrated Performance Consultants, Inc.		Project: (MCC) EFF - Weekly	
Address: 9297 Research Drive Irvine CA 92618	Sampled by:	P.O. #:	
	Report Attention: Ric Vardel / Golan Kfir	Phone #: 949-382-9067	

Sample Description	Date Sampled	Time Sampled	# of bottles	Required Tests	Sample Type	Matrix	Bottle Type	Preserve	Field Data (pH / Temperature) pH: Field Lab
EFF	01/13/21	1205	1	TSS	Grab	AQ	1L P	4°C	6.9 / 19.6
			1	Ammonia, TKN	Grab	AQ	500 P	4°C	
			1	Nitrate, Nitrite	Grab	AQ	250 P	4°C	
	01/12/21	0000	1	BOD	Comp	AQ	1L P	4°C	

RECEIVED
JAN 13 2021
By [signature]

Geotracker EDD:
Logcode: IPCI
Global ID: WDR100000359

	Signature	Print Name (Company)	Date	Time
Relinquished by	[signature]	Carlos Alvarez (CPC)	01/13/21	1215
Received by	[signature]	Cindy Marquez	1-13-21	12:20
Relinquished by	[signature]	Cindy Marquez	1-13-21	13:35
Received by				
Relinquished by				
Received in lab by	[signature]		JAN 13 2021	1405

Sample Received Checklist

Temperature upon receipt: 4 °C
# of bottles agrees with COC? Yes No
Samples intact? Yes No
Samples properly preserved? Yes No
Samples in holding time? Yes No

Compliance Monitor

Initial Flow _____
Final Flow _____

Sample Type
Grab
Comp

Matrix
AQ - Water
SO - Soil / Sludge
OT - Other

Bottle Type
P - Plastic
G - Amber Glass
VOA - 40 ml Vial
Coli - bacteria

Preservations
HC - HCl
HS - H_2SO_4
HN - HNO_3
HP - H_3PO_4
OH - NaOH
ST - Sodium Thiosulfate
AA - Ascorbic Acid
Al - $AlCl_3$
Cu - $CuSO_4$

Note: Samples are discarded 30 days after results are reported, unless other arrangements are made.

Rev 2 Effective 5/1/17

PAT-CHEM LABORATORIES
QUALITY ANALYTICAL SERVICES SINCE 1987
1824 1st Street
San Fernando, CA 91340
(818) 639-5300 ph
(818) 639-5306 fx
pat-chem.com

Customer: **Integrated Performance Consultants, Inc.**
9297 Research Drive
Irvine CA, 92618

Attention: Ric Vardel
Report Date: 19-Jan-21 17:52
Subject: (MCC) Weekly INF

Project/P.O.#: (MCC) Weekly INF

Parameter	Method	QC Batch	RL	Prepared	Analyzed	Result	Notes
INF (Sample I.D.# : 21A0303-01) Collected: 13-Jan-21 By CA							
Physical Properties							
Total Suspended Solids	SM2540D	AA11428	1	14-Jan-21	14-Jan-21	**260 mg/l**	
Aggregate Organic Constituents							
Biochemical Oxygen Demand	SM 5210B	AA11427	2	14-Jan-21	19-Jan-21	**446 mg/l**	

Notes and Definitions

RL Reporting Limit - The lowest amount of a constituent that can be reliably quantified and reported.

Respectfully Submitted,

Steve Jefferson 1/19/2021
Laboratory Director

Pat-Chem Laboratories
1824 1st Street
San Fernando, CA 91340

CHAIN OF CUSTODY RECORD

Phone (818) 639-5300
Fax (818) 639-5306

Environmental Sample

Sample I.D.#: 21A0303

Customer: IPC - Integrated Performance Consultants, Inc.		Project: (MCC) INF - Weekly	
Address: 9297 Research Drive	Sampled by: CA		P.O. #:
Irvine CA 92618	Report Attention: Ric Vardel / Golan Kfir		Phone #: 949-382-9067

Sample Description	Date Sampled	Time Sampled	# of bottles	Required Tests	Sample Type	Matrix	Bottle Type	Preserve	Field Data (pH / Temperature) pH Field Lab
INF	01/12/21	0000	1	TSS	Comp	AQ	1L P	4°C	6.6 / 16.0 °C
			1	BOD	Comp	AQ	1L P	4°C	
1	1	1							

RECEIVED
JAN 13 2021
By [signature]

Geotracker EDD:
Logcode: IPCI
Global ID: WDR100000359

	Signature	Print Name (Company)	Date	Time
Relinquished by	CA	Carlos Alvarez (IPC)	01/13/21	1215
Received by		Cindy Mercing	1+13-21	12:20
Relinquished by				
Received by				
Relinquished by				
Received in lab by	[signature]	JAN 13 2021		1414

Sample Received Checklist

Temperature upon receipt: 7°C
# of bottles agrees with COC? Yes No
Samples intact? Yes No
Samples properly preserved? Yes No
Samples in holding time? Yes No

Compliance Monitor

Initial Flow _____
Final Flow _____

Sample Type
Grab
Comp

Matrix
AQ - Water
SO - Soil / Sludge
OT - Other

Bottle Type
P - Plastic
G - Amber Glass
VOA - 40 ml Vial
Coli - bacteria

Preservations
HC - HCl
HS - H_2SO_4
HN - HNO_3
HP - H_3PO_4
OH - NaOH
ST - Sodium Thiosulfate
AA - Ascorbic Acid
Al - $AlCl_3$
Cu - $CuSO_4$

Note: Samples are discarded 30 days after results are reported, unless other arrangements are made.

Rev 2 Effective 5/1/17

PAT-CHEM LABORATORIES
QUALITY ANALYTICAL SERVICES SINCE 1987
1824 1st Street
San Fernando, CA 91340
(818) 639-5300 ph
(818) 639-5306 fx
pat-chem.com

Customer: **Integrated Performance Consultants, Inc.**
9297 Research Drive
Irvine CA, 92618

Attention: Ric Vardel
Report Date: 19-Jan-21 17:41
Subject: (MCC) Daily EFF

Project/P.O.#: (MCC) Daily EFF

Parameter	Method	QC Batch	RL	Prepared	Analyzed	Result	Notes
EFF (Sample I.D.# : 21A0339-01) Collected: 14-Jan-21 By Golan Kfir of IPC							
Microbiological							
Fecal Coliforms	SM 9221E	AA11431	1.8	14-Jan-21	16-Jan-21	**<1.8 MPN/100 ml**	
Total Coliforms	SM 9221B	AA11431	1.8	14-Jan-21	16-Jan-21	**<1.8 MPN/100 ml**	
Inorganic Constituents							
pH	SM 4500H-B	AA11605	0.1	14-Jan-21	14-Jan-21	**6.8 pH Units**	
Residual Chlorine	SM 4500Cl-G	AA11436	0.05	14-Jan-21	14-Jan-21	**<0.05 mg/l**	

Notes and Definitions

RL Reporting Limit - The lowest amount of a constituent that can be reliably quantified and reported.

Respectfully Submitted,

Steve Jefferson 1/19/2021
Laboratory Director

Pat-Chem Laboratories
1824 1st Street
San Fernando, CA 91340

CHAIN OF CUSTODY RECORD

Phone (818) 639-5300
Fax (818) 639-5306

Environmental Sample

Sample I.D.#: 21A0339

Customer:	IPC - Integrated Performance Consultants, Inc	Project:	(MCC) EFF - Daily
Address:	9297 Research Drive	Sampled by:	Golan Kfir
	Irvine CA 92618	Report Attention:	Ric Vardel / Golan Kfir
		P.O. #:	
		Phone #:	949-382-9067

Sample Description	Date Sampled	Time Sampled	# of bottles	Required Tests	Sample Type	Matrix	Bottle Type	Preserve	Field Data (pH / Temperature) pH: Field Lab
EFF	1/14/21	10:40	1	pH, T.Res.Chlorine	Grab	AQ	500ml Plastic	4°C	6.8/23.0
	"	"	1	Total Coliform, Fecal Coliform	Grab	AQ	Coli Bottle	4°C. ST	

RECEIVED
JAN 14 2021
By

Geotracker EDD:
Logcode: IPCI
Global ID: WDR100000359

Signature	Print Name (Company)	Date	Time
Relinquished by: GK	Golan IPC	1/14/21	11:35
Received by:	Cindy Marrier	1/14/21	11:35
Relinquished by:	Cindy Marrier	1/14/21	14:00
Received by:			
Relinquished by:			
Received by:	JAN 14 2021		13:50

Sample Received Checklist

Temperature upon receipt: 4 °C

# of bottles agrees with COC?	Yes	No
Samples intact?	Yes	No
Samples properly preserved?	Yes	No
Samples in holding time?	Yes	No

Compliance Monitor

Initial Flow _____

Final Flow _____

Sample Type	Preservations
Grab	HC - HCl
Comp	HS - H_2SO_4
Matrix	HN - HNO_3
AQ - Water	HP - H_3PO_4
SO - Soil / Sludge	SH - NaOH
OT - Other	ST - Sodium Thiosulfate
Bottle Type	AA - Ascorbic Acid
P - Plastic	AI - $AlCl_3$
G - Amber Glass	Cu - $CuSO_4$
VOA - 40 ml Vial	
Coli - bacteria	

Note: Samples are discarded 30 days after results are reported, unless other arrangements are made.

Rev 2 Effective 5/1/17

PAT-CHEM LABORATORIES
QUALITY ANALYTICAL SERVICES SINCE 1987
1824 1st Street
San Fernando, CA 91340
(818) 639-5300 ph
(818) 639-5306 fx
pat-chem.com

Customer: **Integrated Performance Consultants, Inc.**
9297 Research Drive
Irvine CA, 92618

Attention: Ric Vardel
Report Date: 19-Jan-21 17:44
Subject: (MCC) Daily EFF

Project/P.O.#: (MCC) Daily EFF

Parameter	Method	QC Batch	RL	Prepared	Analyzed	Result	Notes
EFF (Sample I.D.# : 21A0360-01) Collected: 15-Jan-21 By Carlos A. of IPC							
Microbiological							
Fecal Coliforms	SM 9221E	AA11509	1.8	15-Jan-21	17-Jan-21	**<1.8 MPN/100 ml**	
Total Coliforms	SM 9221B	AA11509	1.8	15-Jan-21	17-Jan-21	**<1.8 MPN/100 ml**	
Inorganic Constituents							
pH	SM 4500H-B	AA11605	0.1	15-Jan-21	15-Jan-21	**7.7 pH Units**	
Residual Chlorine	SM 4500Cl-G	AA11512	0.05	15-Jan-21	15-Jan-21	**0.12 mg/l**	

Notes and Definitions

RL Reporting Limit - The lowest amount of a constituent that can be reliably quantified and reported.

Respectfully Submitted,

Steve Jefferson 1/19/2021
Laboratory Director

Pat-Chem Laboratories
1824 1st Street
San Fernando, CA 91340

CHAIN OF CUSTODY RECORD

Phone (818) 639-5300
Fax (818) 639-5306

Environmental Sample

Sample I.D.#: 21A0360

Customer:	IPC - Integrated Performance Consultants, inc.	Project:	(MCC) EFF - Daily
Address:	9297 Research Drive	Sampled by:	Ric Vardel / Golan Kfir
	Irvine CA 92618	Report Attention:	
		P.O. #:	
		Phone #:	949-382-9067

Sample Description	Date Sampled	Time Sampled	# of bottles	Required Tests	Sample Type	Matrix	Bottle Type	Preserve	Field Data (pH / Temperature) pH: Field Lab
EFF	01/15/20	1140	1	pH, T.Res.Chlorine	Grab	AQ	500ml Plastic	4°C	7.20/24.3°C
			1	Total Coliform, Fecal Coliform	Grab	AQ	Coli Bottle	4°C. ST	

RECEIVED
JAN 15 2021
By

Geotracker EDD:
Logcode: IPCI
Global ID: WDR100000359

	Signature	Print Name (Company)	Date	Time
Relinquished by		Carlos Olmos (IPC)	01/15/20	1150
Received by		Armando Olmos (PCL)	1/15/21	12:10
Relinquished by		Armando Olmos (PCL)	1/15/21	13:25
Received by				
Relinquished by				
Received by		JAN 15 2021		1345

Sample Received Checklist

Temperature upon receipt: 4 °C

# of bottles agrees with COC?	(Yes) No
Samples intact?	(Yes) No
Samples properly preserved?	(Yes) No
Samples in holding time?	(Yes) No

Compliance Monitor

Initial Flow _____

Final Flow _____

Sample Type	Preservations
(Grab) Comp	HC - HCl
Matrix	HS - H_2SO_4
(AQ) - Water	HN - HNO_3
SO -Soil / Sludge	HP - H_3PO_4
OT - Other	OH - NaOH
Bottle Type	(ST) - Sodium Thiosulfate
(P) - Plastic	AA - Ascorbic Acid
G - Amber Glass	Al - $AlCl_3$
VOA - 40 ml Vial	Cu - $CuSO_4$
(Coli)- bacteria	

Note: Samples are discarded 30 days after results are reported, unless other arrangements are made.

Rev 2 Effective 5/1/17

PAT-CHEM
LABORATORIES

QUALITY ANALYTICAL SERVICES SINCE 1987

1824 1st Street
San Fernando, CA 91340
(818) 639-5300 ph
(818) 639-5306 fx
pat-chem.com

Customer: **Integrated Performance Consultants, Inc.**
9297 Research Drive
Irvine CA, 92618

Attention: Ric Vardel
Report Date: 19-Jan-21 17:46
Subject: (MCC) Daily EFF

Project/P.O.#: (MCC) Daily EFF

Parameter	Method	QC Batch	RL	Prepared	Analyzed	Result	Notes
EFF (Sample I.D.# : 21A0372-01) Collected: 16-Jan-21 By JA of IPC							
Microbiological							
Fecal Coliforms	SM 9221E	AA11604	1.8	16-Jan-21	18-Jan-21	**<1.8 MPN/100 ml**	
Total Coliforms	SM 9221B	AA11604	1.8	16-Jan-21	18-Jan-21	**<1.8 MPN/100 ml**	
Inorganic Constituents							
pH	SM 4500H-B	AA11713	0.1	16-Jan-21	16-Jan-21	**7.4 pH Units**	
Residual Chlorine	SM 4500Cl-G	AA11712	0.05	17-Jan-21	17-Jan-21	**0.11 mg/l**	

Notes and Definitions

RL Reporting Limit - The lowest amount of a constituent that can be reliably quantified and reported.

Respectfully Submitted,



Steve Jefferson 1/19/2021
Laboratory Director

Pat-Chem Laboratories
1824 1st Street
San Fernando, CA 91340

CHAIN OF CUSTODY RECORD

Phone (818) 639-5300
Fax (818) 639-5306

Environmental Sample

Sample I.D.#: 21A0372

Customer:	IPC - Integrated Performance Consultants, Inc.	Project:	(MCC) EFF - Daily
Address:	9297 Research Drive	Sampled by:	Jesus Avalos
	Irvine CA 92618	Report Attention:	Ric Vardel / Golan Kfir
		P.O. #:	
		Phone #:	949-382-9067

Sample Description	Date Sampled	Time Sampled	# of bottles	Required Tests	Sample Type	Matrix	Bottle Type	Preserve	Field Data (pH / Temperature) pH: Field Lab
EFF	1/16/21	9:55	1	pH, T.Res.Chlorine	Grab	AQ	500ml Plastic	4°C	
"	"	"	1	Total Coliform, Fecal Coliform	Grab	AQ	Coli Bottle	4°C, ST	

RECEIVED
JAN 16 2021
By

Geotracker EDD:
Logcode: IPCI
Global ID: WDR100000359

	Signature	Print Name (Company)	Date	Time
Relinquished by	Jesus Avalos	Jesus Avalos (IPC)	1/16/21	10:00
Received by		Alex Walker Jr (PCL)	1/16/21	10:25
Relinquished by				
Received by				
Relinquished by				
Received by		JAN 16 2021		1252

Sample Received Checklist

Temperature upon receipt: 4 °C

# of bottles agrees with COC?	(Yes)	No
Samples intact?	(Yes)	No
Samples properly preserved?	(Yes)	No
Samples in holding time?	(Yes)	No

Compliance Monitor

Initial Flow _____

Final Flow _____

Sample Type	Preservations
(Grab)	HC - HCl
Comp	HS - H_2SO_4
Matrix	HN - HNO_3
(AQ) - Water	HP - H_3PO_4
SO -Soil / Sludge	OH - NaOH
OT - Other	(ST) - Sodium Thiosulfate
Bottle Type	AA - Ascorbic Acid
(P)- Plastic	AI - $AlCl_3$
G - Amber Glass	Cu -$CuSO_4$
VOA - 40 ml Vial	
(Coli)- bacteria	

Note: Samples are discarded 30 days after results are reported, unless other arrangements are made.

Rev 2 Effective 5/1/17

PAT-CHEM LABORATORIES
QUALITY ANALYTICAL SERVICES SINCE 1987
1824 1st Street
San Fernando, CA 91340
(818) 639-5300 ph
(818) 639-5306 fx
pat-chem.com

Customer: **Integrated Performance Consultants, Inc.**
9297 Research Drive
Irvine CA, 92618

Attention: Ric Vardel
Report Date: 04-Feb-21 11:29
Subject: (MCC) Daily EFF

Project/P.O.#: (MCC) Daily EFF

Parameter	Method	QC Batch	RL	Prepared	Analyzed	Result	Notes
EFF (Sample I.D.# : 21A0379-01) Collected: 17-Jan-21 By Mario Aguirre of IPC							
Microbiological							
Fecal Coliforms	SM 9221E	AA11711	1.8	17-Jan-21	20-Jan-21	**<1.8 MPN/100 ml**	
Total Coliforms	SM 9221B	AA11711	1.8	17-Jan-21	20-Jan-21	**<1.8 MPN/100 ml**	
Inorganic Constituents							
pH	SM 4500H-B	AA12306	0.1	17-Jan-21	17-Jan-21	**7.8 pH Units**	
Residual Chlorine	SM 4500Cl-G	AA11827	0.05	18-Jan-21	18-Jan-21	**0.20 mg/l**	

Notes and Definitions

RL Reporting Limit - The lowest amount of a constituent that can be reliably quantified and reported.

Respectfully Submitted,

Steve Jefferson 2/4/2021
Laboratory Director

Pat-Chem Laboratories
1824 1st Street
San Fernando, CA 91340

CHAIN OF CUSTODY RECORD

Phone (818) 639-5300
Fax (818) 639-5306

Environmental Sample

Sample I.D.#: 21A0379

Customer: IPC - Integrated Performance Consultants, Inc.		Project: (MCC) EFF - Daily	
Address: 9297 Research Drive		Sampled by: Mario Aguirre	P.O. #:
Irvine	CA 92618	Report Attention: Ric Vardel / Golan Kfir	Phone #: 949-382-9067

Sample Description	Date Sampled	Time Sampled	# of bottles	Required Tests	Sample Type	Matrix	Bottle Type	Preserve	Field Data (pH / Temperature) pH: Field Lab
EFF	1/17/21	9:41	1	pH, T.Res.Chlorine	Grab	AQ	500ml Plastic	4°C	
			1	Total Coliform, Fecal Coliform	Grab	AQ	Coli Bottle	4°C, ST	
EFF	11	11							

RECEIVED
JAN 17 2021
By

Geotracker EDD:
Logcode: IPCI
Global ID: WDR100000359

Relinquished by / Received by	Signature	Print Name (Company)	Date	Time
Relinquished by		Mario Aguirre (IPC)	1/17/21	9:45
Received by		Alex Walk Jr (AQ)	1/17/21	10:30
Relinquished by				
Received by				
Relinquished by				
Received by		JAN 17 2021		1304

Sample Received Checklist

Temperature upon receipt: 4°C

# of bottles agrees with COC?	(Yes)	No
Samples intact?	(Yes)	No
Samples properly preserved?	(Yes)	No
Samples in holding time?	(Yes)	No

Compliance Monitor

Initial Flow _____

Final Flow _____

Sample Type	Matrix	Bottle Type
(Grab)	(AQ) - Water	(P) - Plastic
Comp	SO -Soil / Sludge	G - Amber Glass
	OT - Other	VOA - 40 ml Vial
		(Coli) - bacteria

Preservations

HC - HCl
HS - H_2SO_4
HN - HNO_3
HP - H_3PO_4
OH - NaOH
(ST) - Sodium Thiosulfate
AA - Ascorbic Acid
AI - $AlCl_3$
Cu - $CuSO_4$

Note: Samples are discarded 30 days after results are reported, unless other arrangements are made.

Rev 2 Effective 5/1/17

PAT-CHEM
LABORATORIES
QUALITY ANALYTICAL SERVICES SINCE 1987
1824 1st Street
San Fernando, CA 91340
(818) 639-5300 ph
(818) 639-5306 fx
pat-chem.com

Customer: **Integrated Performance Consultants, Inc.**
9297 Research Drive
Irvine CA, 92618

Attention: Ric Vardel
Report Date: 04-Feb-21 11:32
Subject: (MCC) Daily EFF

Project/P.O.#: (MCC) Daily EFF

Parameter	Method	QC Batch	RL	Prepared	Analyzed	Result	Notes
EFF (Sample I.D.# : 21A0403-01) Collected: 18-Jan-21 By Mario Aguirre of IPC							
Microbiological							
Fecal Coliforms	SM 9221E	AA11824	1.8	18-Jan-21	20-Jan-21	**<1.8 MPN/100 ml**	
Total Coliforms	SM 9221B	AA11824	1.8	18-Jan-21	20-Jan-21	**<1.8 MPN/100 ml**	
Inorganic Constituents							
pH	SM 4500H-B	AA12306	0.1	18-Jan-21	18-Jan-21	**7.7 pH Units**	
Residual Chlorine	SM 4500Cl-G	AA11936	0.05	19-Jan-21	19-Jan-21	**<0.05 mg/l**	

Notes and Definitions

RL Reporting Limit - The lowest amount of a constituent that can be reliably quantified and reported.

Respectfully Submitted,



Steve Jefferson 2/4/2021
Laboratory Director

Pat-Chem Laboratories
1824 1st Street
San Fernando, CA 91340

CHAIN OF CUSTODY RECORD

Phone (818) 639-5300
Fax (818) 639-5306

Environmental Sample

Sample I.D.#: 21A0403

Customer: IPC - Integrated Performance Consultants, Inc.		Project: (MPP) EFF - Weekly	
Address: 9297 Research Drive, Irvine CA 92618		Sampled by: Julio Lerc	P.O. #:
		Report Attention: Ric Vardel / Golan Kfir	Phone #: 949-382-9067

Sample Description	Date Sampled	Time Sampled	# of bottles	Required Tests	Sample Type	Matrix	Bottle Type	Preserve	Field Data (pH / Temperature) pH: Field Lab
EFF	011821	11:50	1	Total Coliform, Fecal Coliform	Grab	AQ	Coli	ST	
	〃	〃	1	Enterococcus	Grab	AQ	Coli	ST	

RECEIVED
JAN 18 2021
By

Geotracker EDD:
Logcode: IPCI
Global ID: WDR100000138

Signature	Print Name (Company)	Date	Time
Relinquished by	Julio Lerc	011821	1420
Received by	MARIO SANTIESTEBAN (PCL)	1/18/21	1420
Relinquished by			
Received by			
Relinquished by	MARIO SANTIESTEBAN (PCL)	1/18/21	1500
Received by		JAN 18 2021	1504

Sample Received Checklist

Temperature upon receipt: 4°C
# of bottles agrees with COC? (Yes) No
Samples intact? (Yes) No
Samples properly preserved? (Yes) No
Samples in holding time? (Yes) No

Compliance Monitor

Initial Flow _____
Final Flow _____

Sample Type
(Grab)
Comp

Matrix
(AQ) - Water
SO -Soil / Sludge
OT - Other

Bottle Type
P - Plastic
G - Amber Glass
VOA - 40 ml Vial
(Coli) - bacteria

Preservations
HC - HCl
HS - H_2SO_4
HN - HNO_3
HP - H_3PO_4
OH - NaOH
(ST) - Sodium Thiosulfate
AA - Ascorbic Acid
AI - $AlCl_3$
Cu - $CuSO_4$

Note: Samples are discarded 30 days after results are reported, unless other arrangements are made.

Rev 2 Effective 5/1/17

PAT-CHEM LABORATORIES
QUALITY ANALYTICAL SERVICES SINCE 1987
1824 1st Street
San Fernando, CA 91340
(818) 639-5300 ph
(818) 639-5306 fx
pat-chem.com

Customer: **Integrated Performance Consultants, Inc.**
9297 Research Drive
Irvine CA, 92618

Attention: Ric Vardel
Report Date: 04-Feb-21 11:34
Subject: (MCC) Daily EFF

Project/P.O.#: (MCC) Daily EFF

Parameter	Method	QC Batch	RL	Prepared	Analyzed	Result	Notes
EFF (Sample I.D.# : 21A0437-01) Collected: 19-Jan-21 By Mario Aguirre of IPC							
Microbiological							
Fecal Coliforms	SM 9221E	AA11934	1.8	19-Jan-21	21-Jan-21	**<1.8 MPN/100 ml**	
Total Coliforms	SM 9221B	AA11934	1.8	19-Jan-21	21-Jan-21	**<1.8 MPN/100 ml**	
Inorganic Constituents							
pH	SM 4500H-B	AA12306	0.1	19-Jan-21	19-Jan-21	**7.8 pH Units**	
Residual Chlorine	SM 4500Cl-G	AA12027	0.05	20-Jan-21	20-Jan-21	**0.26 mg/l**	

Notes and Definitions

RL Reporting Limit - The lowest amount of a constituent that can be reliably quantified and reported.

Respectfully Submitted,



Steve Jefferson 2/4/2021
Laboratory Director

Pat-Chem Laboratories
1824 1st Street
San Fernando, CA 91340

CHAIN OF CUSTODY RECORD

Phone (818) 639-5300
Fax (818) 639-5306

Environmental Sample

Sample I.D.#: 21A0437

Customer:	IPC - Integrated Performance Consultants, Inc.	Project :	(MCC) EFF - Daily
Address:	9297 Research Drive	Sampled by:	Ric Vardel / Golan Kfir
	Irvine CA 92618	Report Attention:	
		P.O. #:	
		Phone #:	949-382-9067

Sample Description	Date Sampled	Time Sampled	# of bottles	Required Tests	Sample Type	Matrix	Bottle Type	Preserve	Field Data (pH / Temperature) pH: Field Lab
EFF	01/19/21	1120	1	pH, T.Res.Chlorine	Grab	AQ	500ml Plastic	4°C	7.82/12.5°C
			1	Total Coliform, Fecal Coliform	Grab	AQ	Coli Bottle	4°C, ST	
1	1	1							

Geotracker EDD:
Logcode: IPCI
Global ID: WDR100000359

	Signature	Print Name (Company)	Date	Time
Relinquished by		Carlos Alvarez (IPC)	01/19/21	1130
Received by		MARIE SANTIESTEBAN (PCL)	1/19/21	1130
Relinquished by				
Received by				
Relinquished by				1435
Received in lab by				

Sample Received Checklist

Temperature upon receipt: 4 °C

# of bottles agrees with COC?	(Yes)	No
Samples intact?	(Yes)	No
Samples properly preserved?	(Yes)	No
Samples in holding time?	(Yes)	No

Compliance Monitor

Initial Flow _____

Final Flow _____

Sample Type	Preservations
Grab	HC - HCl
Comp	HS - H_2SO_4
Matrix	HN - HNO_3
AQ - Water	HP - H_3PO_4
SO - Soil / Sludge	OH - NaOH
OT - Other	ST - Sodium Thiosulfate
Bottle Type	AA - Ascorbic Acid
P - Plastic	Al - $AlCl_3$
G - Amber Glass	Cu - $CuSO_4$
VOA - 40 ml Vial	
Coli - bacteria	

Note: Samples are discarded 30 days after results are reported, unless other arrangements are made.

PAT-CHEM LABORATORIES
QUALITY ANALYTICAL SERVICES SINCE 1987
1824 1st Street
San Fernando, CA 91340
(818) 639-5300 ph
(818) 639-5306 fx
pat-chem.com

Customer: **Integrated Performance Consultants, Inc.**
9297 Research Drive
Irvine CA, 92618

Attention: Ric Vardel
Report Date: 04-Feb-21 11:36
Subject: (MCC) Daily EFF

Project/P.O.#: (MCC) Daily EFF

Parameter	Method	QC Batch	RL	Prepared	Analyzed	Result	Notes
EFF (Sample I.D.# : 21A0451-01) Collected: 20-Jan-21 By Mario Aguirre of IPC							
Microbiological							
Fecal Coliforms	SM 9221E	AA12023	1.8	20-Jan-21	22-Jan-21	**<1.8 MPN/100 ml**	
Total Coliforms	SM 9221B	AA12023	1.8	20-Jan-21	22-Jan-21	**<1.8 MPN/100 ml**	
Inorganic Constituents							
pH	SM 4500H-B	AA12306	0.1	20-Jan-21	20-Jan-21	**7.7 pH Units**	
Residual Chlorine	SM 4500Cl-G	AA12137	0.05	21-Jan-21	21-Jan-21	**0.08 mg/l**	

Notes and Definitions

RL Reporting Limit - The lowest amount of a constituent that can be reliably quantified and reported.

Respectfully Submitted,

Steve Jefferson 2/4/2021
Laboratory Director

Pat-Chem Laboratories
1824 1st Street
San Fernando, CA 91340

CHAIN OF CUSTODY RECORD

Phone (818) 639-5300
Fax (818) 639-5306

Environmental Sample

Sample I.D.#: 21A0451

Customer:	IPC - Integrated Performance Consultants, Inc	Project:	(MCC) EFF - Daily
Address:	9297 Research Drive	Sampled by:	KTV
	Irvine CA 92618	Report Attention:	Ric Vardel / Golan Kfir
		P.O. #:	
		Phone #:	949-382-9067

Sample Description	Date Sampled	Time Sampled	# of bottles	Required Tests	Sample Type	Matrix	Bottle Type	Preserve	Field Data (pH / Temperature) pH: Field Lab
EFF	1/20/21	1135	1	pH, T.Res.Chlorine	Grab	AQ	500ml Plastic	4°C	7.66 / 12.7 °C
			1	Total Coliform, Fecal Coliform	Grab	AQ	Coli Bottle	4°C, ST	

RECEIVED
JAN 20 2021
By

Geotracker EDD:
Logcode: IPCI
Global ID: WDR100000359

Signature	Print Name (Company)	Date	Time
Relinquished by	Kyle Vardel (IPC)	1/20/21	1138
Received by	MARIO SANTIESTEBAN (PCL)	1/20/21	1236
Relinquished by			
Received by			
Relinquished by	MARIO SANTIESTEBAN (PCL)	1/20/21	1515
Received in lab by	JAN 20 2021		1411

Sample Received Checklist

Temperature upon receipt:	4°C	
# of bottles agrees with COC?	(Yes)	No
Samples intact?	(Yes)	No
Samples properly preserved?	(Yes)	No
Samples in holding time?	(Yes)	No

Compliance Monitor

Initial Flow _____

Final Flow _____

Sample Type
(G) Grab
Comp

Matrix
(W) - Water
SO -Soil / Sludge
OT - Other

Bottle Type
(P) Plastic
G - Amber Glass
VOA - 40 ml Vial
(C) Coli - bacteria

Preservations
HC - HCl
HS - H_2SO_4
HN - HNO_3
HP - H_3PO_4
OH - NaOH
(ST) - Sodium Thiosulfate
AA - Ascorbic Acid
AI - $AlCl_3$
Cu -$CuSO_4$

Note: Samples are discarded 30 days after results are reported, unless other arrangements are made.

Rev 2 Effective 5/1/17

PAT-CHEM LABORATORIES
QUALITY ANALYTICAL SERVICES SINCE 1987
1824 1st Street
San Fernando, CA 91340
(818) 639-5300 ph
(818) 639-5306 fx
pat-chem.com

Customer: **Integrated Performance Consultants, Inc.**
9297 Research Drive
Irvine CA, 92618

Attention: Ric Vardel
Report Date: 28-Jan-21 14:15
Subject: (MCC) Weekly INF

Project/P.O.#: (MCC) Weekly INF

Parameter	Method	QC Batch	RL	Prepared	Analyzed	Result	Notes
INF (Sample I.D.# : 21A0452-01) Collected: 20-Jan-21 By JL of IPC							
Physical Properties							
Total Suspended Solids	SM2540D	AA12130	1	21-Jan-21	21-Jan-21	**328 mg/l**	
Aggregate Organic Constituents							
Biochemical Oxygen Demand	SM 5210B	AA12132	2	21-Jan-21	26-Jan-21	**410 mg/l**	

Notes and Definitions

RL Reporting Limit - The lowest amount of a constituent that can be reliably quantified and reported.

Respectfully Submitted,



Steve Jefferson 1/28/2021
Laboratory Director

Pat-Chem Laboratories
1824 1st Street
San Fernando, CA 91340

CHAIN OF CUSTODY RECORD

Phone (818) 639-5300
Fax (818) 639-5306

Environmental Sample

Sample I.D.#: 21A0452

Customer:	IPC - Integrated Performance Consultants, Inc.	Project :	(MCC) INF - Weekly
Address:	9297 Research Drive	Sampled by:	Julio Lexa
	Irvine CA 92618	Report Attention:	Ric Vardel / Golan Kfir
		P.O. #:	
		Phone #:	949-382-9067

Sample Description	Date Sampled	Time Sampled	# of bottles	Required Tests	Sample Type	Matrix	Bottle Type	Preserve	Field Data (pH / Temperature) pH: Field Lab
INF	01/20/21	12:30	1	TSS	Comp	AQ	1L P	4°C	
			1	BOD	Comp	AQ	1L P	4°C	

RECEIVED
JAN 20 2021
By

Geotracker EDD:
Logcode: IPCI
Global ID: WDR100000359

Signature	Print Name (Company)	Date	Time
Relinquished by	JULIO LEXA	01/20/21	1236
Received by	MARIO SANTIESTEBAN (PCL)	1/20/21	1236
Relinquished by			
Received by			
Relinquished by	MARIO SANTIESTEBAN (PCL)	1/20/21	1515
Received in lab by	JAN 20 2021		1413

Sample Received Checklist

Temperature upon receipt: 2/C

# of bottles agrees with COC?	Yes	No
Samples intact?	Yes	No
Samples properly preserved?	Yes	No
Samples in holding time?	Yes	No

Compliance Monitor

Initial Flow _____

Final Flow _____

Sample Type
C
Grab
Comp

Matrix
AQ - Water
SO -Soil / Sludge
OT - Other

Bottle Type
P - Plastic
G - Amber Glass
VOA - 40 ml Vial
Coli - bacteria

Preservations
HC - HCl
HS - H_2SO_4
HN - HNO_3
HP - H_3PO_4
OH - NaOH
ST - Sodium Thiosulfate
AA - Ascorbic Acid
AI - $AlCl_3$
Cu -$CuSO_4$

Note: Samples are discarded 30 days after results are reported, unless other arrangements are made.

Rev 2 Effective 5/1/17

PAT-CHEM
LABORATORIES

QUALITY ANALYTICAL SERVICES SINCE 1987

1824 1st Street
San Fernando, CA 91340
(818) 639-5300 ph
(818) 639-5306 fx
pat-chem.com

Customer: **Integrated Performance Consultants, Inc.**
9297 Research Drive
Irvine CA, 92618

Attention: Ric Vardel
Report Date: 04-Feb-21 11:39
Subject: (MCC) Daily EFF

Project/P.O.#: (MCC) Daily EFF

Parameter	Method	QC Batch	RL	Prepared	Analyzed	Result	Notes
EFF (Sample I.D.# : 21A0486-01) Collected: 21-Jan-21 By Carlos A. of IPC							
Microbiological							
Fecal Coliforms	SM 9221E	AA12134	1.8	21-Jan-21	23-Jan-21	**<1.8 MPN/100 ml**	
Total Coliforms	SM 9221B	AA12134	1.8	21-Jan-21	23-Jan-21	**<1.8 MPN/100 ml**	
Inorganic Constituents							
pH	SM 4500H-B	AA12306	0.1	21-Jan-21	21-Jan-21	**7.3 pH Units**	
Residual Chlorine	SM 4500Cl-G	AA12217	0.05	22-Jan-21	22-Jan-21	**0.20 mg/l**	

Notes and Definitions

RL Reporting Limit - The lowest amount of a constituent that can be reliably quantified and reported.

Respectfully Submitted,

Steve Jefferson 2/4/2021
Laboratory Director

Pat-Chem Laboratories
1824 1st Street
San Fernando, CA 91340

CHAIN OF CUSTODY RECORD

Phone (818) 639-5300
Fax (818) 639-5306

Environmental Sample

Sample I.D.#: 21A0486

Customer:	IPC - Integrated Performance Consultants, Inc.	Project:	(MCC) EFF - Daily
Address:	9297 Research Drive	Sampled by:	Ric Vardel / Golan Kfir
	Irvine CA 92618	Report Attention:	
		P.O. #:	
		Phone #:	949-382-9067

Sample Description	Date Sampled	Time Sampled	# of bottles	Required Tests	Sample Type	Matrix	Bottle Type	Preserve	Field Data (pH / Temperature) pH: Field Lab
EFF	01/21/21	1130	1	pH, T.Res.Chlorine	Grab	AQ	500ml Plastic	4°C	7.34/23.6°C
			1	Total Coliform, Fecal Coliform	Grab	AQ	Coli Bottle	4°C, ST	
1	1	1							

RECEIVED
JAN 21 2021
By

Geotracker EDD:
Logcode: IPCI
Global ID: WDR100000359

	Signature	Print Name (Company)	Date	Time
Relinquished by		Carlos Alvarez (IPC)	01/21/21	1140
Received by		MARIO SANTIESTEBAN (PCL)	1/21/21	1416
Relinquished by				
Received by				
Relinquished by		MARIO SANTIESTEBAN (PCL)	1/21/21	1530
Received in lab by		JAN 21 2021		1510

Sample Received Checklist

Temperature upon receipt: 4°C
# of bottles agrees with COC? (Yes) No
Samples intact? (Yes) No
Samples properly preserved? (Yes) No
Samples in holding time? (Yes) No

Compliance Monitor

Initial Flow _____
Final Flow _____

Sample Type	Matrix	Bottle Type	Preservations
(Grab)	(AQ) - Water	(P) Plastic	HC - HCl
Comp	SO - Soil / Sludge	G - Amber Glass	HS - H_2SO_4
	OT - Other	VOA - 40 ml Vial	HN - HNO_3
		Coli - bacteria	HP - H_3PO_4
			(OH) - NaOH
			(ST) - Sodium Thiosulfate
			AA - Ascorbic Acid
			Al - $AlCl_3$
			Cu - $CuSO_4$

Note: Samples are discarded 30 days after results are reported, unless other arrangements are made.

PAT-CHEM LABORATORIES
QUALITY ANALYTICAL SERVICES SINCE 1987
1824 1st Street
San Fernando, CA 91340
(818) 639-5300 ph
(818) 639-5306 fx
pat-chem.com

Customer: **Integrated Performance Consultants, Inc.**
9297 Research Drive
Irvine CA, 92618

Attention: Ric Vardel
Report Date: 04-Feb-21 11:45
Subject: (MCC) Weekly EFF

Project/P.O.#: (MCC) Weekly EFF

Parameter	Method	QC Batch	RL	Prepared	Analyzed	Result	Notes
EFF (Sample I.D.# : 21A0484-01) Collected: 21-Jan-21 By CA							
Physical Properties							
Total Suspended Solids	SM2540D	AA12210	1	22-Jan-21	22-Jan-21	**<1 mg/l**	
Inorganic Constituents							
Ammonia as N	EPA 350.1	AA12211	0.10	22-Jan-21	22-Jan-21	**11.3 mg/l**	
Nitrate as N	EPA 353.2	AA12204	0.05	22-Jan-21	22-Jan-21	**0.19 mg/l**	
Nitrite as N	EPA 353.2	AA12204	0.05	22-Jan-21	22-Jan-21	**0.08 mg/l**	
Total Kjeldahl Nitrogen	EPA 351.2	AB10231	1.00	02-Feb-21	03-Feb-21	**16.1 mg/l**	
EFF (Sample I.D.# : 21A0484-02) Collected: 20-Jan-21 By CA							
Aggregate Organic Constituents							
Biochemical Oxygen Demand	SM 5210B	AA12209	2	22-Jan-21	27-Jan-21	**2 mg/l**	

Notes and Definitions

RL Reporting Limit - The lowest amount of a constituent that can be reliably quantified and reported.

Respectfully Submitted,

Steve Jefferson 2/4/2021
Laboratory Director

Pat-Chem Laboratories
1824 1st Street
San Fernando, CA 91340

CHAIN OF CUSTODY RECORD

Phone (818) 639-5300
Fax (818) 639-5306

Environmental Sample

Sample I.D.#: 21A0484

Customer:	[illegible] Integrated Performance Consultants, Inc.	Project :	(MCC) EFF - Weekly
Address:	9297 Research Drive	Sampled by:	C.A.
	Irvine CA 92613	Report Attention:	Ric Vardel / Golan Klin
P.O. #:		Phone #:	949-382-3067

Sample Description	Date Sampled	Time Sampled	# of bottles	Required Tests	Sample Type	Matrix	Bottle Type	Preserve	Field Data (pH / Temperature) pH: Field Lab
EFF	01/21/21	1130	1	TSS	Grab	AQ	1-Liter-Plastic	4°C	
			1	Ammonia, TKN	Grab	AQ	500ml Plastic	4°C	
			1	Nitrate, Nitrite	Grab	AQ	250ml Plastic	4°C	
	01/20/21	0000	1	BOD	Comp	AQ	1-Liter-Plastic	4°C	

RECEIVED
JAN 21 2021
By [signature]

Geotracker EDD:
Logcode: IPCI
Global ID: WDR100000359

	Signature	Print Name (Company)	Date	Time
Relinquished by	[signature]	Carlos Alvarez (SPC)	01/21/21	1130
Received by	[signature]	MARIO SANTIESTEBAN (PCL)	1/21/21	1416
Relinquished by				
Received by				
Relinquished by	[signature]	MARIO SANTIESTEBAN (PCL)	1/21/21	1530
Received in lab by	[signature]	JAN 21 2021		1503

Sample Received Checklist

Temperature upon receipt: 4°C
# of bottles agrees with COC? Yes No
Samples intact? Yes No
Samples properly preserved? Yes No
Samples in holding time? Yes No

Compliance Monitor

Initial Flow _____
Final Flow _____

Sample Type
Grab
Comp

Matrix
AQ - Water
SO - Soil / Sludge
OT - Other

Bottle Type
P - Plastic
G - Amber Glass
VOA - 40 ml Vial
Coli - bacteria

Preservations
HC - HCl
HS - H_2SO_4
HN - HNO_3
HP - H_3PO_4
OH - NaOH
ST - Sodium Thiosulfate
AA - Ascorbic Acid
Al - $AlCl_3$
Cu - $CuSO_4$

Note: Samples are discarded 30 days after results are reported, unless other arrangements are made.

Rev 2 Effective 5/1/17

PAT-CHEM LABORATORIES
QUALITY ANALYTICAL SERVICES SINCE 1987
1824 1st Street
San Fernando, CA 91340
(818) 639-5300 ph
(818) 639-5306 fx
pat-chem.com

Customer: **Integrated Performance Consultants, Inc.**
9297 Research Drive
Irvine CA, 92618

Attention: Ric Vardel
Report Date: 04-Feb-21 15:55
Subject: (MCC) Daily EFF

Project/P.O.#: (MCC) Daily EFF

Parameter	Method	QC Batch	RL	Prepared	Analyzed	Result	Notes
EFF (Sample I.D.# : 21A0510-01) Collected: 22-Jan-21 By Carlos A. of IPC							
Microbiological							
Fecal Coliforms	SM 9221E	AA12216	1.8	22-Jan-21	26-Jan-21	**<1.8 MPN/100 ml**	
Total Coliforms	SM 9221B	AA12216	1.8	22-Jan-21	26-Jan-21	**<1.8 MPN/100 ml**	
Inorganic Constituents							
pH	SM 4500H-B	AA12306	0.1	22-Jan-21	22-Jan-21	**7.6 pH Units**	
Residual Chlorine	SM 4500Cl-G	AA12305	0.05	23-Jan-21	23-Jan-21	**0.23 mg/l**	

Notes and Definitions

RL Reporting Limit - The lowest amount of a constituent that can be reliably quantified and reported.

Respectfully Submitted,

Steve Jefferson 2/4/2021
Laboratory Director

Pat-Chem Laboratories
1824 1st Street
San Fernando, CA 91340

CHAIN OF CUSTODY RECORD

Phone (818) 639-5300
Fax (818) 639-5306

Environmental Sample

Sample I.D.#: 21A0510

Customer: IPC - Integrated Performance Consultants, Inc.		**Project:** (MCC) EFF - Daily	
Address: 9297 Research Drive		**Sampled by:** C/	**P.O. #:**
Irvine CA 92618		**Report Attention:** Ric Vardel / Golan Kfir	**Phone #:** 949-382-9067

Sample Description	Date Sampled	Time Sampled	# of bottles	Required Tests	Sample Type	Matrix	Bottle Type	Preserve	Field Data (pH / Temperature) pH: Field Lab
EFF	01/22/21	1140	1	pH, T.Res.Chlorine	Grab	AQ	500ml Plastic	4°C	7.62/15.6 °C
			1	Total Coliform, Fecal Coliform	Grab	AQ	Coli Bottle	4°C, ST	
1	1	1							
Geotracker EDD:									
Logcode: IPCI									
Global ID: WDR100000359									

Signature	Print Name (Company)	Date	Time
Relinquished by	Carlos Olvera (IPC)	01/22/21	1150
Received by	MARIO SANTIESTEBAN (PCL)	1/22/21	1150
Relinquished by			
Received by			
Relinquished by			
Received in lab by	MARIO SANTIESTEBAN	1/22/21	1150

Sample Received Checklist

Temperature upon receipt: 4°C

# of bottles agrees with COC? Yes No

Samples intact? Yes No

Samples properly preserved? Yes No

Samples in holding time? Yes No

Compliance Monitor

Initial Flow _____

Final Flow _____

Sample Type
Grab
Comp

Matrix
AQ - Water
SO -Soil / Sludge
OT - Other

Bottle Type
P - Plastic
G - Amber Glass
VOA - 40 ml Vial
Coli - bacteria

Preservations
HC - HCl
HS - H_2SO_4
HN - HNO_3
HP - H_3PO_4
OH - NaOH
ST - Sodium Thiosulfate
AA - Ascorbic Acid
AI - $AlCl_3$
Cu - $CuSO_4$

Note: Samples are discarded 30 days after results are reported, unless other arrangements are made.

Rev 2 Effective 5/1/17

Pat-Chem Laboratories (PCL) Terms and Conditions

1. Definitions

"Terms and Conditions" means these Terms and Conditions of sale, including the price schedule, and any additions or amendments hereto which are agreed to in writing. "Client" means the individual or entity who may request laboratory services, consulting or sampling services and his or its heirs, successors, assigns and representatives. "Price Schedule" means Pat-Chem Laboratories (PCL) standard price schedule as such document may be amended or reissued from time to time by PCL.

2. Independent Contractor

PCL acts solely as an independent contractor in performing all services.

3. Orders and Acceptance

PCL offers and will accept orders for services (as defined herein) only upon the following General Terms and Conditions (the "Terms"). These Terms shall not apply if PCL and the Client shall have executed a separate agreement in writing which does not incorporate the Terms. No modifications to the Terms shall be valid and binding unless in writing and signed by an authorized representative of the client and PCL.

The Client may place services by submitting a written order (if available) to PCL. Any such order constitutes an acceptance by the client of PCL's offer to do business with the client under the terms and conditions and 2. an agreement to be bound by these terms and conditions. The Client's delivery of samples to PCL or Industrial Consulting services constitutes the client's express assent to be governed by these terms and conditions. No counter or additional terms and conditions expressed in a client's document shall be deemed to become a part of the contract created upon acceptance of the terms and conditions.

For purpose of this agreement, "services" shall mean all work to be performed for the client, including provision of all equipment and materials to be furnished by PCL.

4. Limit of Liability

PCL will perform the services in accordance with the normal standards of interest and in the profession where applicable. PCL will use analytical methodologies which are in substantial conformity with the U.S. Environmental Protection Agency (EPA), CA Waterboard (LAB), American Society for Testing and Materials (ASTM), Association of Official Analytical Chemists (AOAC), Standard Methods (SM) of the Examination of Water and Wastewater and/or other recognized methodologies. PCL reserves the right to deviate from these methodologies if necessary or appropriate due to the nature or composition of the samples or otherwise based on the reasonable judgement of PCL. Deviations, if any, will be made on a basis consistent with the recognized standards of the industry and/or PCL Standard Operating Procedures (SOP) and/or our QA/QC policies. The total liability of PCL, its officers, agents, employees or successors to the client, arising out of or in connection with the services to be provided herein, shall not exceed the invoiced amount for said services. Client's acceptance of a work order and /or proposal releases PCL from any liability in excess of the invoiced amount for the services notwithstanding any provisions to the contrary in any client purchase orders or contracts.

5. Clients Responsibility

Unless PCL personnel performs the sampling, the client shall be responsible for the condition which the samples are collected and for conditions in and about the sampling site and for advising PCL of the same and all information required to enable PCL to perform its services safely and efficiently.

6. Cancellation

Client may cancel any order for services hereunder subject to payment for all services rendered and out-of-pocket expenses incurred up to the date of cancellation in accordance with the applicable Price Schedule.

7. Overriding Agreement

The parties agree that the Terms shall govern performance of Client's initial order and all subsequent orders for additional services, whether placed in writing or verbally, except to the extent the Terms are modified in writing and executed by an authorized representative of both parties.

8. Force Majeure

PCL shall not be responsible for delay or failure to perform the services pursuant to this agreement due to causes beyond its control.

9. Confidentiality

Data and the sample materials provided by client or at client's request and the results obtained by PCL shall be held in confidence (unless such information is generally available to the public or in the public domain or client has failed to pay PCL for all services rendered or otherwise in breach of the agreement) subject to the disclosure required by law or governmental PCL agrees that the same standard of care it uses in protecting its own confidential data and shall not be responsible for unauthorized disclosure of said data where such standard was observed. PCL reports are intended for the exclusive use and benefit of client and client agrees that in no way shall any third party beneficiary of such reports, data or information. Client will not disclose to any third party any information, computer or test technique information, software programs or other proprietary information.

10. Hold Harmless

Client releases and shall save, indemnify, defend and hold PCL, its employees, officers, directors, agents, affiliates, subsidiaries and parent harmless from and against any and all liabilities, losses or damages, claims, demands, causes of action, fines and suits, Client expenses including, but not limited to attorneys' fees, litigation expenses and costs arising in favor of Client or any third party, as a result of, and/or in any way occurring, incident to, arising out of, or in connection with the performance of services by PCL pursuant to this agreement and/or transportation, handling, or disposal of client's hazardous materials. 1. Injury, illness or death of persons 2. Loss of, damage to, or use of, or loss of use of property and or 3. Environmental harm of every kind, if that is the. This indemnity does not apply to any of the foregoing losses, costs, damages or injuries caused solely by the sole negligence or willful misconduct of PCL or its employees. Further, this indemnity shall specifically apply to liabilities, claims, damages, actions of every kind and character arising out of or in connection with the negligence of or breach of contract by any Indemnified Person, whether sole or as an alleged, in the performance of services under this agreement. The foregoing indemnities will be in addition to any liability which the client might otherwise have to PCL and the other indemnified persons. To the extent necessary under applicable law, client agrees that its indemnity obligation will be supported by available liability insurance coverage to be identified by client, which insurance shall be in the maximum amounts permitted under applicable law. In no event shall PCL be liable to client for indirect, punitive special, incidental or consequential damages including without limitation, loss of profit or business interruption litigation expenses or other fees (including, without limitation, attorney's fees, expenses, and /or pre or post judgment interest), or any other expenses or costs incurred by client or any other party in any litigation against or involving PCL or any indemnified person in connection with this agreement or an services provided under this agreement even if client is the prevailing party.

11. Hazardous Substances

For PCL to perform the services requested by client, client will provide and PCL will receive samples materials for analyses such as asbestos, polychlorinated biphenyls, bacteria or any other hazardous or toxic material, wastes and substances which are defined, determined or identified as such under federal, state or local laws, rules, PCL policies or regulations (whether now existing or hereafter enacted or promulgated or any judicial or administrative interpretation of any thereof the "Hazardous Materials"). Client understands and agrees that any hazardous material received by PCL from client or at client's request shall remain the property of Client and that upon completion of PCL's services, PCL will dispose of all unused portions of samples as specified by client or by PCL's QA/QC policies. In the event the client does not specify its preferred method of disposal, PCL will return to the client all unused samples, which contain Hazardous Materials. PCL reserves the right to charge the client for the disposal of unused samples in accordance with PCL's current sample disposal policy. In addition, all samples received by PCL for any/all bacterial analysis, client will be charged a sample disposal fee, per sample submitted, in accordance with our QA/QC policies and procedures.

12. Prices/Payments

Client shall pay PCL in accordance with PCL's quote for services, or if there is no quote in the area of dispute, then at PCL's then current standard rates or such prices as are set forth in writing. The price schedule is subject to change at any time without notice. Payment is due in full when services are performed or invoiced. If client has been provided with PCL's credit terms and any invoice is not paid within thirty (30) days from invoice date, PCL shall be entitled, to the fullest extent permitted by law, to charge interest at the lesser of the maximum rate permitted by law, or one and one-half percent (1.5%) per month on the unpaid balance. If client or customer fails to pay invoices in full, client agrees to pay all collection costs, including attorneys' fees, incurred by PCL, whether suit is filed or not.

13. Agreement Modification

Changes, modifications or amendments to the Terms shall be effective only if in writing and executed by an officer of PCL and by client's authorized representative. Client's failure to object to terms contained in any subsequent communication, such as a confirmation, quotation, invoice or similar document, shall not be binding on PCL unless PCL agrees to such terms expressly in writing.

14. No Third Party Beneficiaries; No Right of Reliance

PCL shall have no responsibility or liability to client's use of or reliance on data, information, or reports performed by PCL. Client is hiring services from PCL for its own account, and not as agent, promoter, or in any other representative capacity for any other person or entity. It is agreed and acknowledged that there are no third party beneficiaries to this agreement, and that no third party may rely on such data, information or reports. Client represents, warrants, and agrees that said data, information and reports are not requested or shall be used to relied upon in connection with or as part of the purchase, sale, underwriting, or distribution of any securities, any periodic or other reporting to the holders of any securities, the creating, amendment, removal, or extension of any loan from any financial institution or any letter of certification to or certifying with, directly or indirectly, any governmental agency or department.

15. Rush Analysis

Rush analyses are available for an additional charge and must be arranged in advance. If, for any unforeseen reason, the rush turnaround time cannot be met, the normal price will apply.

16. Holding Times

PCL cannot be responsible for holding times that are exceeded because of samples that are delivered on weekends or after 2pm on weekdays without prior notification and acceptance. Standard holding times and storage conditions should be reviewed prior to the samples being received by PCL. A list of holding times can be provided to the client if requested. All analyses with holding times of 14 days or less' samples must arrive within 96 hours to allow PCL to meet holding times without applying a rush surcharge. All short holding times, 2-7 days, samples must arrive at the lab within 24 hours before expiration to insure that the holding times can be met. Short Holding Times of 48 hours or less (subject to 8 hours) must be delivered that same day in order to guarantee holding times are met. After hours, late delivery, freight company delays or similar issues are subject to additional rush fees and/or the inability to meet holding times. All holding times are in effect as of the publication date of this fee schedule and are subject to change without notice.

17. Sample Retention

All samples are retained for at least thirty (30) days after analysis has been completed. Sample storage for longer periods is by request only. Pre-arranged long term storage is subject to an additional charge. Samples will be discarded at the end of the pre-arranged storage time.

18. Sample Pick Up/Field Tech Sampling

All pick up/sampling fees have been notated on the fee schedule. Reasonable time has been allocated for each pick up or service. Unnecessary delays during the pick up or sampling, might be accessed an additional fee.

PAT-CHEM LABORATORIES
QUALITY ANALYTICAL SERVICES SINCE 1987
1824 1st Street
San Fernando, CA 91340
(818) 639-5300 ph
(818) 639-5306 fx
pat-chem.com

Customer: **Integrated Performance Consultants, Inc.**
9297 Research Drive
Irvine CA, 92618

Attention: Ric Vardel
Report Date: 10-Feb-21 10:51
Subject: (MCC) Daily EFF

Project/P.O.#: (MCC) Daily EFF

Parameter	Method	QC Batch	RL	Prepared	Analyzed	Result	Notes
EFF (Sample I.D.# : 21A0515-01) Collected: 23-Jan-21 By JA of IPC							
Microbiological							
Fecal Coliforms	SM 9221E	AA12304	1.8	23-Jan-21	25-Jan-21	**<1.8 MPN/100 ml**	
Total Coliforms	SM 9221B	AA12304	1.8	23-Jan-21	25-Jan-21	**<1.8 MPN/100 ml**	
Inorganic Constituents							
pH	SM 4500H-B	AB10607	0.1	23-Jan-21	23-Jan-21	**7.6 pH Units**	
Residual Chlorine	SM 4500Cl-G	AA12418	0.05	24-Jan-21	24-Jan-21	**<0.05 mg/l**	

Notes and Definitions

RL Reporting Limit - The lowest amount of a constituent that can be reliably quantified and reported.

Respectfully Submitted,

Steve Jefferson 2/10/2021
Laboratory Director

Pat-Chem Laboratories
1824 1st Street
San Fernando, CA 91340

CHAIN OF CUSTODY RECORD

Phone (818) 639-5300
Fax (818) 639-5306

Environmental Sample

Sample I.D.#: 21A0515

Customer: IPC - Integrated Performance Consultants, Inc.
Project: (MCC) EFF - Daily

Address: 9297 Research Drive
Irvine CA 92618

Sampled by: Jesus Avalos
Report Attention: Ric Vardel / Golan Kiir

P.O. #:
Phone #: 949-382-9067

Sample Description	Date Sampled	Time Sampled	# of bottles	Required Tests	Sample Type	Matrix	Bottle Type	Preserve	Field Data (pH / Temperature) pH: Field Lab
EFF	01/23/21	9:50	1	pH, T.Res.Chlorine	Grab	AQ	500ml Plastic	4°C	
"	"	"	1	Total Coliform, Fecal Coliform	Grab	AQ	Coli Bottle	4°C, ST	

RECEIVED
JAN 23 2021
By

Geotracker EDD:
Logcode: IPCI
Global ID: WDR100000359

Signature	Print Name (Company)	Date	Time
Relinquished by: Jesus Avalos	Jesus Avalos (IPC)	1/23/21	10:55
Received by: Alex Walker Jr.	Alex Walker Jr (PCL)	1/23/21	11:30
Relinquished by:			
Received by:			
Relinquished by:			
Received by: Alex Walker Jr.	JAN 23 2021		1357

Sample Received Checklist

Temperature upon receipt: 4 °C
# of bottles agrees with COC? (Yes) No
Samples intact? (Yes) No
Samples properly preserved? (Yes) No
Samples in holding time? (Yes) No

Compliance Monitor

Initial Flow _____
Final Flow _____

Sample Type
(Grab)
Comp

Matrix
(AQ) - Water
SO -Soil / Sludge
OT - Other

Bottle Type
(P) - Plastic
G - Amber Glass
VOA - 40 ml Vial
(Coli) - bacteria

Preservations
HC - HCl
HS - H_2SO_4
HN - HNO_3
HP - H_3PO_4
OH - NaOH
(ST) - Sodium Thiosulfate
AA - Ascorbic Acid
Al - $AlCl_3$
Cu - $CuSO_4$

Note: Samples are discarded 30 days after results are reported, unless other arrangements are made.

PAT-CHEM LABORATORIES
QUALITY ANALYTICAL SERVICES SINCE 1987
1824 1st Street
San Fernando, CA 91340
(818) 639-5300 ph
(818) 639-5306 fx
pat-chem.com

Customer: **Integrated Performance Consultants, Inc.**
9297 Research Drive
Irvine CA, 92618

Attention: Ric Vardel
Report Date: 10-Feb-21 10:54
Subject: (MCC) Daily EFF

Project/P.O.#: (MCC) Daily EFF

Parameter	Method	QC Batch	RL	Prepared	Analyzed	Result	Notes
EFF (Sample I.D.# : 21A0530-01) Collected: 24-Jan-21 By Mario Aguirre of IPC							
Microbiological							
Fecal Coliforms	SM 9221E	AA12417	1.8	24-Jan-21	27-Jan-21	**<1.8 MPN/100 ml**	
Total Coliforms	SM 9221B	AA12417	1.8	24-Jan-21	27-Jan-21	**<1.8 MPN/100 ml**	
Inorganic Constituents							
pH	SM 4500H-B	AB10607	0.1	24-Jan-21	24-Jan-21	**7.3 pH Units**	
Residual Chlorine	SM 4500Cl-G	AA12539	0.05	25-Jan-21	25-Jan-21	**<0.05 mg/l**	

Notes and Definitions

RL Reporting Limit - The lowest amount of a constituent that can be reliably quantified and reported.

Respectfully Submitted,

Steve Jefferson 2/10/2021
Laboratory Director

Pat-Chem Laboratories
1824 1st Street
San Fernando, CA 91340

CHAIN OF CUSTODY RECORD

Phone (818) 639-5300
Fax (818) 639-5306

Environmental Sample

Sample I.D.#: 21A0530

Customer:	IPC - Integrated Performance Consultants, Inc.	Project :	(MCC) EFF - Daily
Address:	9297 Research Drive	Sampled by:	Mario Aguirre
	Irvine CA 92618	Report Attention:	Ric Vardell/Golan Kfir
		P.O. #:	
		Phone #:	949-382-9067

Sample Description	Date Sampled	Time Sampled	# of bottles	Required Tests	Sample Type	Matrix	Bottle Type	Preserve	Field Data (pH / Temperature) pH: Field Lab
EFF	1/24/21	9:50	1	pH, T.Res.Chlorine	Grab	AQ	500ml Plastic	4°C	
"	"	"	1	Total Coliform, Fecal Coliform	Grab	AQ	Coli Bottle	4°C, ST	

RECEIVED
JAN 24 2021
By

Geotracker EDD:
Logcode: IPCI
Global ID: WDR100000359

	Signature	Print Name (Company)	Date	Time
Relinquished by		Mario Aguirre (IPC)	1/24/21	9:54
Received by	Alex Walk Jr	Alex Walk Jr	1/24/21	11:30
Relinquished by				
Received by				
Relinquished by				
Received by		JAN 24 2021		1249

Sample Received Checklist

Temperature upon receipt: 4°C

# of bottles agrees with COC?	Yes	No
Samples intact?	Yes	No
Samples properly preserved?	Yes	No
Samples in holding time?	Yes	No

Compliance Monitor

Initial Flow _____

Final Flow _____

Sample Type	Preservations
Grab	HC - HCl
Comp	HS - H_2SO_4
Matrix	HN - HNO_3
AQ - Water	HP - H_3PO_4
SO -Soil / Sludge	OH - NaOH
OT - Other	ST - Sodium Thiosulfate
Bottle Type	AA - Ascorbic Acid
P - Plastic	Al - $AlCl_3$
G - Amber Glass	Cu -$CuSO_4$
VOA - 40 ml Vial	
Coli - bacteria	

Note: Samples are discarded 30 days after results are reported, unless other arrangements are made.

PAT-CHEM LABORATORIES
QUALITY ANALYTICAL SERVICES SINCE 1987
1824 1st Street
San Fernando, CA 91340
(818) 639-5300 ph
(818) 639-5306 fx
pat-chem.com

Customer: **Integrated Performance Consultants, Inc.**
9297 Research Drive
Irvine CA, 92618

Attention: Ric Vardel
Report Date: 10-Feb-21 10:57
Subject: (MCC) Daily EFF

Project/P.O.#: (MCC) Daily EFF

Parameter	Method	QC Batch	RL	Prepared	Analyzed	Result	Notes
EFF (Sample I.D.# : 21A0548-01) Collected: 25-Jan-21 By Carlos A. of IPC							
Microbiological							
Fecal Coliforms	SM 9221E	AA12534	1.8	25-Jan-21	27-Jan-21	**<1.8 MPN/100 ml**	
Total Coliforms	SM 9221B	AA12534	1.8	25-Jan-21	27-Jan-21	**<1.8 MPN/100 ml**	
Inorganic Constituents							
pH	SM 4500H-B	AA12912	0.1	25-Jan-21	25-Jan-21	**7.6 pH Units**	
Residual Chlorine	SM 4500Cl-G	AA12539	0.05	25-Jan-21	25-Jan-21	**<0.05 mg/l**	

Notes and Definitions

RL Reporting Limit - The lowest amount of a constituent that can be reliably quantified and reported.

Respectfully Submitted,



Steve Jefferson 2/10/2021
Laboratory Director

PAT-CHEM LABORATORIES
QUALITY ANALYTICAL SERVICES SINCE 1987
1824 1st Street
San Fernando, CA 91340
(818) 639-5300 ph
(818) 639-5306 fx
pat-chem.com

Customer: **Integrated Performance Consultants, Inc.**
9297 Research Drive
Irvine CA, 92618

Attention: Ric Vardel
Report Date: 10-Feb-21 10:59
Subject: (MCC) Daily EFF

Project/P.O.#: (MCC) Daily EFF

Parameter	Method	QC Batch	RL	Prepared	Analyzed	Result	Notes
EFF (Sample I.D.# : 21A0573-01) Collected: 26-Jan-21 By Golan Kfir of IPC							
Microbiological							
Fecal Coliforms	SM 9221E	AA12622	1.8	26-Jan-21	28-Jan-21	**<1.8 MPN/100 ml**	
Total Coliforms	SM 9221B	AA12622	1.8	26-Jan-21	28-Jan-21	**<1.8 MPN/100 ml**	
Inorganic Constituents							
pH	SM 4500H-B	AA12912	0.1	26-Jan-21	26-Jan-21	**7.8 pH Units**	
Residual Chlorine	SM 4500Cl-G	AA12834	0.05	28-Jan-21	28-Jan-21	**<0.05 mg/l**	

Notes and Definitions

RL Reporting Limit - The lowest amount of a constituent that can be reliably quantified and reported.

Respectfully Submitted,

Steve Jefferson 2/10/2021
Laboratory Director

Pat-Chem Laboratories
1824 1st Street
San Fernando, CA 91340

CHAIN OF CUSTODY RECORD

Phone (818) 639-5300
Fax (818) 639-5306

Environmental Sample

Sample I.D.#: 21A0573

Customer: IPC - Integrated Performance Consultants, Inc.		**Project :** (MCC) EFF - Daily	
Address: 9297 Research Drive		**Sampled by:** Golan Kfir	**P.O. #:**
Irvine CA 92618		**Report Attention:** Ric Vardel / Golan Kfir	**Phone #:** 949-382-9067

Sample Description	Date Sampled	Time Sampled	# of bottles	Required Tests	Sample Type	Matrix	Bottle Type	Preserve	Field Data (pH / Temperature) pH: Field Lab
EFF	1/26/21	11:30	1	pH, T.Res.Chlorine	Grab	AQ	500ml Plastic	4°C	7.77/11.7
	"	"	1	Total Coliform, Fecal Coliform	Grab	AQ	Coli Bottle	4°C, ST	
Geotracker EDD:									
Logcode: IPCI									
Global ID: WDR100000359									

Signature	Print Name (Company)	Date	Time
Relinquished by GK	Golan IPC	1/26/21	1300
Received by	MARIO SANTIESTEBAN	1/26/21	1300
Relinquished by			
Received by			
Relinquished by			
Received in lab by	MARIO SANTIESTEBAN (PCL)	1/26/21	1300

Sample Received Checklist

Temperature upon receipt: 4 °C

# of bottles agrees with COC?	Yes	No
Samples intact?	Yes	No
Samples properly preserved?	Yes	No
Samples in holding time?	Yes	No

Compliance Monitor

Initial Flow _____

Final Flow _____

Sample Type	Preservations
Grab	**HC** - HCl
Comp	**HS** - H_2SO_4
Matrix	**HN** - HNO_3
AQ - Water	**HP** - H_3PO_4
SO -Soil / Sludge	**OH** - NaOH
OT - Other	**ST** - Sodium Thiosulfate
Bottle Type	**AA** - Ascorbic Acid
P - Plastic	**Al** - $AlCl_3$
G - Amber Glass	**Cu** -$CuSO_4$
VOA - 40 ml Vial	
Coli - bacteria	

Note: Samples are discarded 30 days after results are reported, unless other arrangements are made.

Rev 2 Effective 5/1/17

PAT-CHEM LABORATORIES
QUALITY ANALYTICAL SERVICES SINCE 1987
1824 1st Street
San Fernando, CA 91340
(818) 639-5300 ph
(818) 639-5306 fx
pat-chem.com

Customer: **Integrated Performance Consultants, Inc.**
9297 Research Drive
Irvine CA, 92618

Attention: Ric Vardel
Report Date: 10-Feb-21 11:01
Subject: (MCC) Daily EFF

Project/P.O.#: (MCC) Daily EFF

Parameter	Method	QC Batch	RL	Prepared	Analyzed	Result	Notes
EFF (Sample I.D.# : 21A0599-01) Collected: 27-Jan-21 By Carlos A. of IPC							
Microbiological							
Fecal Coliforms	SM 9221E	AA12735	1.8	27-Jan-21	29-Jan-21	**<1.8 MPN/100 ml**	
Total Coliforms	SM 9221B	AA12735	1.8	27-Jan-21	29-Jan-21	**<1.8 MPN/100 ml**	
Inorganic Constituents							
pH	SM 4500H-B	AA12912	0.1	27-Jan-21	27-Jan-21	**7.3 pH Units**	
Residual Chlorine	SM 4500Cl-G	AA12834	0.05	28-Jan-21	28-Jan-21	**0.10 mg/l**	

Notes and Definitions

RL Reporting Limit - The lowest amount of a constituent that can be reliably quantified and reported.

Respectfully Submitted,

Steve Jefferson 2/10/2021
Laboratory Director

Pat-Chem Laboratories
1824 1st Street
San Fernando, CA 91340

CHAIN OF CUSTODY RECORD

Phone (818) 639-5300
Fax (818) 639-5306

Environmental Sample

Sample I.D.#: 21A0599

Customer: IPC - Integrated Performance Consultants, Inc.		Project : (MCC) EFF - Daily	
Address: 9297 Research Drive		Sampled by: Ric Vardel / Golan Kfir	P.O. #:
Irvine CA 92618		Report Attention:	Phone #: 949-382-9067

Sample Description	Date Sampled	Time Sampled	# of bottles	Required Tests	Sample Type	Matrix	Bottle Type	Preserve	Field Data (pH / Temperature) pH: Field Lab
EFF	01/27/21	1150	1	pH, T.Res.Chlorine	Grab	AQ	500ml Plastic	4°C	7.28/15.7°C
			1	Total Coliform, Fecal Coliform	Grab	AQ	Coli Bottle	4°C, ST	

Geotracker EDD:
Logcode: IPCI
Global ID: WDR100000359

RECEIVED
JAN 27 2021
By

Signature	Print Name (Company)	Date	Time
Relinquished by	Carlos Alvarez (IPC)	01/27/21	13:00
Received by	Armando Olmos IPC	1/27/21	13:00
Relinquished by	Armando Olmos (IPC)	1/27/21	15:05
Received by			
Relinquished by			
Received by	JAN 27 2021		1332

Sample Received Checklist

Temperature upon receipt: 4°C
# of bottles agrees with COC? (Yes) No
Samples intact? (Yes) No
Samples properly preserved? (Yes) No
Samples in holding time? (Yes) No

Compliance Monitor

Initial Flow _____
Final Flow _____

Sample Type
(Grab)
Comp

Matrix
(AQ) - Water
SO -Soil / Sludge
OT - Other

Bottle Type
(P) - Plastic
G - Amber Glass
VOA - 40 ml Vial
Coli - bacteria

Preservations
HC - HCl
HS - H_2SO_4
HN - HNO_3
HP - H_3PO_4
OH - NaOH
(ST) - Sodium Thiosulfate
AA - Ascorbic Acid
AI - $AlCl_3$
Cu -$CuSO_4$

Note: Samples are discarded 30 days after results are reported, unless other arrangements are made.

Pat-Chem Laboratories (PCL) Terms and Conditions

1. Definitions

"Terms and Conditions" means these Terms and Conditions of Sale (including the Quote attached, and any additional or supplemental terms which are agreed to in writing). "Client" means the individual or entity who may request laboratory services, permitting or sampling services and have included, where the context so requires, their representatives. "Price Schedule" means Pat-Chem Laboratories (PCL) standard price schedule as such may be amended or replaced from time to time by PCL.

2. Independent Contractor

PCL acts solely as an independent contractor in performing all services.

3. Orders and Acceptance

PCL offers and will accept orders for services to deliver herein only under the following General Terms and Conditions (the "Terms"). These Terms shall not apply if PCL and the Client shall have executed a separate agreement in writing which does not incorporate the Terms. No modifications to the Terms shall be valid and binding unless in writing and signed by an authorized representative of the Client and PCL.

The client may order services by submitting a written client authority (LOC) to PCL. Any such order constitutes an acceptance by the client of PCL's offer to do business with the client under the terms and conditions and PCL an agreement to be bound by these terms and conditions. The Client's delivery of samples to PCL or Subcontract sampling services constitutes the Client's express assent to be governed by these terms and conditions. No omission or additional terms and conditions appearing in a delivery document shall be deemed to become a part of the contract created upon acceptance of the terms and conditions.

For purpose of this agreement, "services" shall mean all work to be performed for the client, including provision of all equipment and materials to be furnished by PCL.

4. Limit of Liability

PCL will perform the services in accordance with the normal standards of workmanship in the profession. Where applicable, PCL will use analytical methodologies which are substantially consistent with the U.S. Environmental Protection Agency (EPA), CA Water Board (CARB), American Society for Testing and Materials (ASTM), Association of Official Analytical Chemists (AOAC), Standard Methods (SM) or the Examination of Water and Wastewater and/or other recognized test methodologies. PCL reserves the right to deviate from these methodologies if necessary or appropriate due to the nature or composition of the samples or otherwise based on the reasonable judgement of PCL. Deviations, if any, will be made on a basis consistent with the recognized standards of the industry and/or PCL Standard Operating Procedures (SOP) and/or our QA/QC policies. The total liability of PCL, its officers, agents, employees or successors to the client, arising out of or in connection with the services to be provided herein, shall not exceed the invoiced amount for said services. Client's acceptance of a work order and/or proposal relieves PCL from any liability in excess of the invoiced amount for the services rendered hereunder any provisions to the contrary in any client purchase orders or contracts.

5. Clients Responsibility

Unless PCL personnel performs the sampling, the client shall be responsible for the condition which the samples are collected and for conditions in and about the sampling site and for advising PCL of the same and all information required to enable PCL to perform its services safely and efficiently.

6. Cancellation

Client may cancel any order for services hereunder subject to payment for all services rendered and out-of-pocket expenses incurred by us to the date of cancellation in accordance with the applicable Price Schedule.

7. Overriding Agreement

The parties agree that this Terms shall govern performance of Client's initial order and all subsequent orders for additional services, whether placed in writing or verbally, except to the extent the Terms are modified in writing and executed by an authorized representative of both parties.

8. Force Majeure

PCL shall not be responsible for delay or failure to perform the services pursuant to this agreement due to causes beyond its control.

9. Confidentiality

Data and the sample materials provided by client to or collected by and the results prepared by PCL shall be held in confidence unless such information is otherwise available to the public or the information or client has filed to pay PCL for all services rendered or is otherwise in breach of the agreement subject to any disclosure required by law or governmental order. PCL shall use the same standard of care it uses in protecting its own confidential data and shall not be responsible for unauthorized disclosure of confidential information unless PCL was given prior written notice of the confidential nature of such information and the opportunity to object to or limit such disclosure. Client shall not disclose any confidential information, software or program, or other proprietary.

10. Hold Harmless

Client releases and shall save, indemnify, defend and hold PCL, its employees, officers, directors, agents, affiliates, subsidiaries and parent harmless from and against any and all liabilities, losses or damages, claims, demands, expert reactions, costs and associated expenses including, but not limited to, attorneys fees (in-house and/or outside counsel) and any and all of them as a result of, and/or in any way arising incident to arising out of, or in connection with the performance of services by PCL pursuant to this agreement and/or transportation, handling or disposal of client's hazardous materials. This duty to indemnify shall survive the termination of this agreement. Client shall indemnify PCL for any and all damages to, loss of, or loss of use of property owned by PCL which may occur in connection with the performance of services under this agreement. The foregoing indemnification will be in addition to any liability which client might otherwise have to PCL and the other indemnified parties. To the extent necessary under applicable law, client agrees that its indemnification obligation will be supported by available liability insurance coverage (or if unavailable by client's own resources) shall be in the maximum amounts permitted under applicable law. In no event shall PCL be liable to client for indirect, incidental, special, incidental or consequential damages including, without limitation, loss of profits or business interruption, Litigation Expenses or other fees including, without limitation, attorney's fees, court costs, and pre or post judgment interest), or any other expenses or costs incurred by client or any other party in any litigation against or involving PCL or any indemnified person in connection with this agreement or an services provided under this agreement even if client is the prevailing party.

11. Hazardous Substances

For PCL to perform the services requested by client, client will provide and PCL will receive samples materials for analysis such as asbestos, polychlorinated biphenyls, bacteria or any other hazardous or toxic material, wastes and substances which are defined, determined or identified as such under federal, state or local laws, rules, PCL policies or regulations (whether now existing or hereafter amended or promulgated or any judicial or administrative interpretation of any thereof (the "Hazardous Materials"). Client understands and agrees that any hazardous material received by PCL from client or at client's request shall remain the property of Client and that upon completion of PCL's services, PCL will dispose of all unused portions of samples as specified by client or by PCL's QA/QC policies. In the event the client does not specify its preferred method of disposal, PCL will return to the client all unused samples which contain Hazardous Materials. PCL reserves the right to charge the client for the disposal of unused samples in accordance with PCL's current sample disposal policy. In addition, all samples received by PCL for any lab bacterial analysis, client will be charged a sample disposal fee, per sample submitted, in accordance with our QA/QC policies and procedures.

12. Prices/Payments

Client shall pay PCL in accordance with PCL's applicable price schedule in effect at the time of acceptance of the order by PCL. Unless otherwise specified in writing and agreed to by PCL, all prices are exclusive of taxes, duties, levies or other charges imposed by any governmental authority on or measured by any transaction between PCL and client, and client shall pay all such taxes, duties, levies or other charges (other than taxes based on PCL's income). Unless otherwise specified in writing and agreed to by PCL, all prices are exclusive of shipping and handling charges. PCL reserves the right to change its prices at any time without notice.

PAT-CHEM LABORATORIES
QUALITY ANALYTICAL SERVICES SINCE 1987
1824 1st Street
San Fernando, CA 91340
(818) 639-5300 ph
(818) 639-5306 fx
pat-chem.com

Customer: **Integrated Performance Consultants, Inc.**
9297 Research Drive
Irvine CA, 92618

Attention: Ric Vardel
Report Date: 10-Feb-21 11:29
Subject: (MCC) Weekly EFF

Project/P.O.#: (MCC) Weekly EFF

Parameter	Method	QC Batch	RL	Prepared	Analyzed	Result	Notes
EFF (Sample I.D.# : 21A0610-01) Collected: 27-Jan-21 By CA							
Physical Properties							
Total Suspended Solids	SM2540D	AA12823	1	28-Jan-21	28-Jan-21	**<1 mg/l**	
Inorganic Constituents							
Ammonia as N	EPA 350.1	AA12822	0.10	28-Jan-21	28-Jan-21	**10.5 mg/l**	
Nitrate as N	EPA 353.2	AA12738	0.05	27-Jan-21	27-Jan-21	**0.26 mg/l**	
Nitrite as N	EPA 353.2	AA12738	0.05	27-Jan-21	27-Jan-21	**0.10 mg/l**	
Total Kjeldahl Nitrogen	EPA 351.2	AB10429	1.00	04-Feb-21	05-Feb-21	**13.7 mg/l**	
EFF (Sample I.D.# : 21A0610-02) Collected: 27-Jan-21 By CA							
Aggregate Organic Constituents							
Biochemical Oxygen Demand	SM 5210B	AA12824	2	28-Jan-21	02-Feb-21	**3 mg/l**	

Notes and Definitions

RL Reporting Limit - The lowest amount of a constituent that can be reliably quantified and reported.

Respectfully Submitted,

Steve Jefferson 2/10/2021
Laboratory Director

Pat-Chem Laboratories
1824 1st Street
San Fernando, CA 91340

CHAIN OF CUSTODY RECORD

Phone (818) 639-5300
Fax (818) 639-5306

Environmental Sample

Sample I.D.#: 21A0610

Customer: IPC - Integrated Performance Consultants, Inc.		**Project:** (MCC) EFF - Weekly	
Address: 9297 Research Drive		**Sampled by:**	**P.O. #:**
Irvine CA 92618		**Report Attention:** Ric Vardel / Golan Kfir	**Phone #:** 949-382-9067

Sample Description	Date Sampled	Time Sampled	# of bottles	Required Tests	Sample Type	Matrix	Bottle Type	Preserve	Field Data (pH / Temperature) pH: Field Lab
EFF	01/27/21	1150	1	TSS	Grab	AQ	1-Liter-Plastic	4°C	
	"	"	1	Ammonia, TKN	Grab	AQ	500ml Plastic	4°C	
	"	"	1	Nitrate, Nitrite	Grab	AQ	250ml Plastic	4°C	
	01/26/21	0000	1	BOD	Comp	AQ	1-Liter-Plastic	4°C	

RECEIVED
JAN 27 2021
By

Geotracker EDD:
Logcode: IPCI
Global ID: WDR100000359

	Signature	Print Name (Company)	Date	Time
Relinquished by		Carlos Alvarez (SPEC)	01/27/21	13:00
Received by		Armando Olmos IPCI	1/27/21	13:00
Relinquished by		Armando Olmos IPCI	1/27/21	15:05
Received by				
Relinquished by				
Received by		JAN 27 2021		1428

Sample Received Checklist

Temperature upon receipt: 4°C

# of bottles agrees with COC?	Yes	No
Samples intact?	Yes	No
Samples properly preserved?	Yes	No
Samples in holding time?	Yes	No

Compliance Monitor

Initial Flow _____

Final Flow _____

Sample Type
Grab
Comp

Matrix
AQ - Water
SO -Soil / Sludge
OT - Other

Bottle Type
P - Plastic
G - Amber Glass
VOA - 40 ml Vial
Coli - bacteria

Preservations
HC - HCl
HS - H_2SO_4
HN - HNO_3
HP - H_3PO_4
OH - NaOH
ST - Sodium Thiosulfate
AA - Ascorbic Acid
AI - $AlCl_3$
Cu - $CuSO_4$

Note: Samples are discarded 30 days after results are reported, unless other arrangements are made.

Rev 2 Effective 5/1/17

Pat-Chem Laboratories (PCL) Terms and Conditions

1. Definitions

"Terms and Conditions" means these Terms and Conditions of sale, including the price schedule, and any additions or amendments hereto, which are issued to or in writing. "Client" means the individual or entity who may request laboratory services, including or sampling services and his or its heirs, successors, assigns and representatives. "Price Schedule" means Pat-Chem Laboratories (PCL) standard price schedule as such document may be amended or reissued from time to time by PCL.

2. Independent Contractor

PCL acts solely as an independent contractor in performing all services.

3. Orders and Acceptance

PCL offers and will accept orders for services (as defined herein) only under the following General Terms and Conditions (the "Terms"). These Terms shall not apply if PCL and the Client shall have executed a separate agreement in writing which does not incorporate the Terms. No modifications to the Terms shall be valid and binding unless in writing and signed by an authorized representative of the Client and PCL.

The Client may order services by submitting a written chain of custody (COC) to PCL. Any such order constitutes 1. an acceptance by the client of PCL's offer to do business with the client under the terms and conditions and 2. an agreement to be bound by these terms and conditions. The Client's delivery of samples to PCL or initiation of consulting services constitutes the client's express assent to be governed by these terms and conditions. Any contrary or additional terms and conditions expressed in a client's document shall be deemed to become a part of the contract created upon acceptance of the terms and conditions.

For purpose of this agreement, "services" shall mean all work to be performed for the client, including provision of all equipment and materials to be furnished by PCL.

4. Limit of Liability

PCL will perform the services in accordance with the normal standards of workmanship in the profession. Where applicable, PCL will use analytical methodologies which are in substantial conformity with the U.S. Environmental Protection Agency (EPA), CA Waterboard (ELAP), American Society for Testing and Materials (ASTM), Association of Official Analytical Chemists (AOAC) Standard Methods (SM) or the Examination of Water and Wastewater and/or other recognized methodologies. PCL reserves the right to deviate from these methodologies if necessary or appropriate due to the nature of compositions of the samples or otherwise based on the reasonable judgement of PCL. Deviations, if any, will be made on a basis consistent with the recognized standards of the industry and/or PCL Standard Operating Procedures (SOP) and/or our QA/QC policies. The total liability of PCL, its officers, agents, employees or successors to the client, arising out of or in connection with the services to be provided herein, shall not exceed the invoiced amount for said services. Client's acceptance of a work order and/or proposal releases PCL from any liability in excess of the invoiced amount for the services notwithstanding any provisions to the contrary in any client purchase orders or contracts.

5. Clients Responsibility

Unless PCL personnel performs the sampling, the client shall be responsible for the condition which the samples are collected and for conditions in and about the sampling site and for affording PCL of the same and all information required to enable PCL to perform its services safely and efficiently.

6. Cancellation

Client may cancel any order for services hereunder subject to payment for all services rendered and out-of-pocket expenses incurred up to the date of cancellation in accordance with the applicable Price Schedule.

7. Overriding Agreement

The parties agree that the Terms shall govern performance of Client's initial order and all subsequent orders for additional services, whether placed in writing or verbally, except to the extent the Terms are modified in writing and executed by an authorized representative of both parties.

8. Force Majeure

PCL shall not be responsible for delay or failure to perform the services pursuant to this agreement due to causes beyond its control.

9. Confidentiality

Data and the sample materials provided by client or on client's behalf and the results obtained by PCL shall be held in confidence unless such information is given to, or available to the public or is otherwise required to be disclosed by PCL to all persons, or is otherwise in breach of the agreement subject to any disclosure required by law or legal process. PCL shall use the same standard of care it uses in protecting its own confidential data and shall not be responsible for unauthorized disclosure of information provided that such standard was observed. PCL reports and information provided thereto are for the exclusive use and benefit of client and client agrees that it shall not use or distribute any of such reports, data or information, client will not imply any third party any other association existing between client and PCL, software programs or other intellectual property.

10. Hold Harmless

Client releases and shall save, indemnify, defend and hold PCL, its employees, officers, directors, agents, affiliates, subsidiaries and parent harmless from and against any and all claims, losses, damages, causes, demands, causes of action, suits and associated expenses including, but not limited to, attorneys' fees, litigation expenses and amounts arising or recovered from or by any third party as a result of, and/or in any way relating to and/or arising out of or in connection with the performance of services by PCL pursuant to this agreement and/or transportation, handling, or disposal of client's hazardous materials. This release or loss of samples, loss of data or loss of use of property of any kind. Financial loss of any kind or character. This indemnity does not apply to any of the foregoing losses, claims, damages or injuries caused directly by the gross negligence or willful misconduct of PCL or its employees. Further, this indemnity is not specifically applicable to lessen claims, damages, actions of every kind and character arising out of any connection with the negligence or breach of contract by any Indemnified Person, whether actual or alleged, in the performance of services under this agreement. The foregoing indemnities will be in addition to any liability which the client might otherwise have on PCL and the other indemnified persons. To the extent necessary under applicable law, client agrees that all indemnity obligations will be supported by insurance coverage in an amount to be determined by client, which insurance shall be in the maximum amounts permitted under applicable law. In no event shall PCL be liable to client for indirect, punitive, special, incidental, or consequential damages including without limitation, loss of profit or business interruption. Out of pocket expenses in connection with this agreement, including without limitation, attorney's fees, court costs, collection costs, judgment interest, or any other expenses of court incurred by client or any other party in any litigation against or involving PCL or any indemnified person in connection with this agreement or all services rendered under this agreement even if such is the prevailing party.

11. Hazardous Substances

For PCL to perform the services requested by client, client will provide and PCL will receive samples material(s) for analysis such as asbestos, polychlorinated biphenyls, bacteria or any other hazardous or toxic material, wastes and substances which are defined, determined or identified as such under federal, state or local laws, rules, regulations (whether now existing or hereafter enacted or promulgated) or any judicial or administrative interpretation of any thereof (the "Hazardous Materials"). Client understands and agrees that any hazardous material received by PCL from client or client's consultant shall remain the property of Client and that upon completion of PCL's services, PCL will dispose of all unused portions of samples as specified by client or by PCL's QA/QC policies. In the event the client does not specify its preferred method of disposal, PCL will return to the client all unused samples which contain Hazardous Materials. PCL reserves the right to charge the client for the disposal of unused samples in accordance with PCL's current sample disposal policy. In addition, all samples received by PCL for any lab bacterial analysis client will be charged a sample disposal fee per sample submitted, in accordance with our QA/QC policies and procedures.

12. Prices/Payments

Client shall pay PCL in accordance with PCL's applicable price schedule in effect at the time of performance of the services were rendered or when prices quoted and later confirmed in writing. The price schedule is subject to change at any time without notice. Payment in advance or when services is completed is required for all new clients or until a history of payment and/or credit account has been established with PCL. For those clients with an established credit account, the terms for payment of charges are NET (30) within thirty (30) days from date of invoices. To the fullest extent permitted or as allowed by applicable law, any amount unpaid to the end of thirty (30) days is subject to interest at the lesser of the maximum rate permitted by law or one and one-half percent (1.5%) per month on the unpaid balances. If unpaid amounts are collected through legal proceedings or by an attorney, the client shall pay reasonable costs and attorney's fees or agents' fees associated with such collection procedure or efforts.

13. Agreement Modification

Changes, modifications or amendments to the terms shall be effective only in writing and executed by an officer of PCL and by client's authorized representative. Except that subsequent orders for additional services may be verbal or in writing.

14. No Third Party Beneficiaries: No Right of Reliance

PCL shall have no responsibility or liability for client's use of or reliance on data, information or reports furnished by PCL. Client is securing services hereunder for his own account, and not as agent or broker, or in any other representative capacity for any other person or entity. It is agreed and acknowledged that there are no third party beneficiaries to this agreement, and that no third party may rely on such data, information or reports. Client represents, warrants, and agrees that said data, information and reports are not furnished, or shall be used to record with, in connection with or as part of, the purchase, sale, underwriting, or distribution of any securities, any periodic or other reporting to the holders of any security, the securing, amendment, renewal, or extension of any loan from any financial institution or other lender or the certification to or contracting with, directly or indirectly, any governmental agency or department.

15. Rush Analysis

Rush analyses are available for an additional charge and must be arranged in advanced. If, for any unforeseen reason, the rush turnaround time cannot be met, the normal price will apply.

16. Holding Times

PCL cannot be responsible for holding times that are exceeded because of samples that are delivered on weekends or after normal weekdays without prior notification and acceptance. Standard holding times and storage conditions should be reviewed prior to any sample testing received by PCL. A list of holding times can be provided to the client if requested. All analyses with holding times of 14 days or less, samples must arrive within 96 hours to allow PCL to meet holding times without applying a rush surcharge. All short holding times, 7-7 days, samples must arrive at the lab within 24 hours before expiration to insure that the holding times can be met. Short Holding Times of 48 hours or less (Bacteria is 8 hours) must be delivered that same day in order to guarantee holding times are met. After hours, late delivery, freight company delays or similar issues are subject to additional rush fees and/or the inability to meet holding times. All holding times are in effect as of the publication date of this fee schedule and are subject to change without notice.

17. Sample Retention

All samples are retained for at least thirty (30) days after analysis has been completed. Sample storage for longer periods is by request only. Fee arrayed long term storage is subject to an additional charge. Samples will be discarded at the end of the pre-arranged storage time.

18. Sample Pick Up/Field Tech Sampling

All pick up/sampling fees have been notated on the fee schedule. Reasonable time has been allocated for each pick up or service. Unnecessary delays during the pick up or sampling might be accessed an additional fee.

PAT-CHEM LABORATORIES
QUALITY ANALYTICAL SERVICES SINCE 1987
1824 1st Street
San Fernando, CA 91340
(818) 639-5300 ph
(818) 639-5306 fx
pat-chem.com

Customer: **Integrated Performance Consultants, Inc.**
9297 Research Drive
Irvine CA, 92618

Attention: Ric Vardel
Report Date: 04-Feb-21 11:49
Subject: (MCC) Weekly INF

Project/P.O.#: (MCC) Weekly INF

Parameter	Method	QC Batch	RL	Prepared	Analyzed	Result	Notes
INF (Sample I.D.# : 21A0608-01) Collected: 27-Jan-21 By Carlos A. of IPC							
Physical Properties							
Total Suspended Solids	SM2540D	AA12823	1	28-Jan-21	28-Jan-21	**191 mg/l**	
Aggregate Organic Constituents							
Biochemical Oxygen Demand	SM 5210B	AA12824	2	28-Jan-21	02-Feb-21	**330 mg/l**	

Notes and Definitions

RL Reporting Limit - The lowest amount of a constituent that can be reliably quantified and reported.

Respectfully Submitted,

Steve Jefferson 2/4/2021
Laboratory Director

Pat-Chem Laboratories
1824 1st Street
San Fernando, CA 91340

CHAIN OF CUSTODY RECORD

Phone (818) 639-5300
Fax (818) 639-5306

Environmental Sample

Sample I.D.#: 2140608

Customer: IPC - Integrated Performance Consultants, Inc.		Project: (MCC) INF - Weekly	
Address: 9297 Research Drive Irvine CA 92618	Sampled by:		P.O. #:
	Report Attention: Ric Vardel / Golan Kfir		Phone #: 949-382-9067

Sample Description	Date Sampled	Time Sampled	# of bottles	Required Tests	Sample Type	Matrix	Bottle Type	Preserve	Field Data (pH / Temperature) pH: Field Lab
INF	01/26/21	0000	1	TSS	Comp	AQ	1L P	4°C	
			1	BOD	Comp	AQ	1L P	4°C	

RECEIVED
JAN 27 2021
By

Geotracker EDD:
Logcode: IPCI
Global ID: WDR100000359

	Signature	Print Name (Company)	Date	Time
Relinquished by		Carlos Alvarez (IPC)	01/27/20	13:00
Received by		Armando Olmos (PCI)	1/27/21	13:00
Relinquished by		Armando Olmos (PCI)	1/27/21	15:05
Received by				
Relinquished by				
Received in lab by			JAN 27 2021	1418

Sample Received Checklist

Temperature upon receipt: 4°C
# of bottles agrees with COC? Yes No
Samples intact? Yes No
Samples properly preserved? Yes No
Samples in holding time? Yes No

Compliance Monitor

Initial Flow _____
Final Flow _____

Sample Type
Grab
Comp

Matrix
AQ - Water
SO - Soil / Sludge
OT - Other

Bottle Type
P - Plastic
G - Amber Glass
VOA - 40 ml Vial
Coli - bacteria

Preservations
HC - HCl
HS - H_2SO_4
HN - HNO_3
HP - H_3PO_4
OH - NaOH
ST - Sodium Thiosulfate
AA - Ascorbic Acid
Al - $AlCl_3$
Cu - $CuSO_4$

Note: Samples are discarded 30 days after results are reported, unless other arrangements are made.

Rev 2 Effective 5/1/17

Pat-Chem Laboratories (PCL) Terms and Conditions

1. Definitions

2. Independent Contractor

3. Orders and Acceptance

4. Limit of Liability

5. Clients Responsibility

6. Cancellation

7. Overriding Agreement

8. Force Majeure

9. Confidentiality

10. Hold Harmless

11. Hazardous Substances

12. Prices/Payments

13. Agreement Modification

14. No Third Party Beneficiaries; No Right of Reliance

15. Rush Analysis

16. Holding Times

17. Sample Retention

18. Sample Pick Up/Field Tech Sampling

PAT-CHEM LABORATORIES
QUALITY ANALYTICAL SERVICES SINCE 1987
1824 1st Street
San Fernando, CA 91340
(818) 639-5300 ph
(818) 639-5306 fx
pat-chem.com

Customer: **Integrated Performance Consultants, Inc.**
9297 Research Drive
Irvine CA, 92618

Attention: Ric Vardel
Report Date: 10-Feb-21 11:04
Subject: (MCC) Daily EFF

Project/P.O.#: (MCC) Daily EFF

Parameter	Method	QC Batch	RL	Prepared	Analyzed	Result	Notes
EFF (Sample I.D.# : 21A0647-01) Collected: 28-Jan-21 By Carlos A. of IPC							
Microbiological							
Fecal Coliforms	SM 9221E	AA12830	1.8	28-Jan-21	30-Jan-21	**<1.8 MPN/100 ml**	
Total Coliforms	SM 9221B	AA12830	1.8	28-Jan-21	30-Jan-21	**<1.8 MPN/100 ml**	
Inorganic Constituents							
pH	SM 4500H-B	AA12912	0.1	28-Jan-21	28-Jan-21	**7.5 pH Units**	
Residual Chlorine	SM 4500Cl-G	AA12922	0.05	29-Jan-21	29-Jan-21	**<0.05 mg/l**	

Notes and Definitions

RL Reporting Limit - The lowest amount of a constituent that can be reliably quantified and reported.

Respectfully Submitted,

Steve Jefferson 2/10/2021
Laboratory Director

Pat-Chem Laboratories
1824 1st Street
San Fernando, CA 91340

CHAIN OF CUSTODY RECORD

Phone (818) 639-5300
Fax (818) 639-5306

Environmental Sample

Sample I.D.#: 21A0647

Customer:	IPC - Integrated Performance Consultants, Inc.	Project:	(MCC) EFF - Daily
Address:	9297 Research Drive	Sampled by:	C.A.
	Irvine CA 92618	Report Attention:	Ric Vardel / Golan Kfir
		P.O. #:	
		Phone #:	949-382-9067

Sample Description	Date Sampled	Time Sampled	# of bottles	Required Tests	Sample Type	Matrix	Bottle Type	Preserve	Field Data (pH / Temperature) pH: Field Lab
EFF	01/24/21	1025	1	pH, T.Res.Chlorine	Grab	AQ	500ml Plastic	4°C	7.50/16.5°C
			1	Total Coliform, Fecal Coliform	Grab	AQ	Coli Bottle	4°C, ST	

RECEIVED
JAN 28 2021
By

Geotracker EDD:
Logcode: IPCI
Global ID: WDR100000359

	Signature	Print Name (Company)	Date	Time
Relinquished by	C.A.	Carlos Alvarez (IPC)	01/24/21	1030
Received by		Armando Olmos (PCL)	1/24/21	17:35
Relinquished by		Armando Olmos (PCL)	1/25/21	15:10
Received by				
Relinquished by				
Received in lab by		JAN 28 2021		1416

Sample Received Checklist

Temperature upon receipt: 4°C

# of bottles agrees with COC?	Yes	No
Samples intact?	Yes	No
Samples properly preserved?	Yes	No
Samples in holding time?	Yes	No

Compliance Monitor

Initial Flow _____

Final Flow _____

Sample Type
Grab
Comp

Matrix
AQ - Water
SO - Soil / Sludge
OT - Other

Bottle Type
P - Plastic
G - Amber Glass
VOA - 40 ml Vial
Coli - bacteria

Preservations
HC - HCl
HS - H_2SO_4
HN - HNO_3
HP - H_3PO_4
QH - NaOH
ST - Sodium Thiosulfate
AA - Ascorbic Acid
AI - $AlCl_3$
Cu - $CuSO_4$

Note: Samples are discarded 30 days after results are reported, unless other arrangements are made.

Pat-Chem Laboratories (PCL) Terms and Conditions

1. Definitions

2. Independent Contractor

3. Orders and Acceptance

4. Limit of Liability

5. Clients Responsibility

6. Cancellation

7. Overriding Agreement

8. Force Majeure

9. Confidentiality

10. Held Harmless

11. Hazardous Substances

12. Prices/Payments

13. Agreement Modification

14. No Third Party Beneficiaries/ No Right of Reliance

15. Rush Analysis

16. Holding Times

17. Sample Retention

18. Sample Pick Up/Field Tech Sampling

PAT-CHEM
LABORATORIES

QUALITY ANALYTICAL SERVICES SINCE 1987

1824 1st Street
San Fernando, CA 91340
(818) 639-5300 ph
(818) 639-5306 fx
pat-chem.com

Customer: **Integrated Performance Consultants, Inc.**
9297 Research Drive
Irvine CA, 92618

Attention: Ric Vardel
Report Date: 10-Feb-21 11:06
Subject: (MCC) Daily EFF

Project/P.O.#: (MCC) Daily EFF

Parameter	Method	QC Batch	RL	Prepared	Analyzed	Result	Notes
EFF (Sample I.D.# : 21A0702-01) Collected: 29-Jan-21 By Carlos A. of IPC							
Microbiological							
Fecal Coliforms	SM 9221E	AA12909	1.8	29-Jan-21	01-Feb-21	**<1.8 MPN/100 ml**	
Total Coliforms	SM 9221B	AA12909	1.8	29-Jan-21	01-Feb-21	**<1.8 MPN/100 ml**	
Inorganic Constituents							
pH	SM 4500H-B	AA13009	0.1	29-Jan-21	29-Jan-21	**6.8 pH Units**	
Residual Chlorine	SM 4500Cl-G	AA13005	0.05	30-Jan-21	30-Jan-21	**<0.05 mg/l**	

Notes and Definitions

RL Reporting Limit - The lowest amount of a constituent that can be reliably quantified and reported.

Respectfully Submitted,



Steve Jefferson 2/10/2021
Laboratory Director

Pat-Chem Laboratories
1824 1st Street
San Fernando, CA 91340

CHAIN OF CUSTODY RECORD

Phone (818) 639-5300
Fax (818) 639-5306

Environmental Sample

Sample I.D.#: 21A0702

Customer:	IPC - Integrated Performance Consultants, Inc.	Project:	(MCC) EFF - Daily
Address:	9297 Research Drive	Sampled by:	Ric Vardel / Golan Kfir
	Irvine CA 92618	Report Attention:	
		P.O. #:	
		Phone #:	949-382-9067

Sample Description	Date Sampled	Time Sampled	# of bottles	Required Tests	Sample Type	Matrix	Bottle Type	Preserve	Field Data (pH / Temperature) pH: Field Lab
EFF	01/29/21	1120	1	pH, T.Res.Chlorine	Grab	AQ	500ml Plastic	4°C	6.8 / 17.9 - C
			1	Total Coliform, Fecal Coliform	Grab	AQ	Coli Bottle	4°C, ST	

RECEIVED
JAN 29 2021
By

Geotracker EDD:
Logcode: IPCI
Global ID: WDR100000359

	Signature	Print Name (Company)	Date	Time
Relinquished by		Carlos Alvarez (IPC)	01/29/21	1130
Received by		Cindy Magnuson	1-29-21	11:44
Relinquished by		Cindy Magnuson	1-29-21	14:30
Received by				
Relinquished by				
Received in lab by		JAN 29 2021		14:22

Sample Received Checklist

Temperature upon receipt:	4	
# of bottles agrees with COC?	Yes	No
Samples intact?	Yes	No
Samples properly preserved?	Yes	No
Samples in holding time?	Yes	No

Compliance Monitor

Initial Flow _____

Final Flow _____

Sample Type
Grab
Comp

Matrix
AQ - Water
SO - Soil / Sludge
OT - Other

Bottle Type
P - Plastic
G - Amber Glass
VOA - 40 ml Vial
Coli - bacteria

Preservations
HC - HCl
HS - H_2SO_4
HN - HNO_3
HP - H_3PO_4
OH - NaOH
ST - Sodium Thiosulfate
AA - Ascorbic Acid
AI - $AlCl_3$
Cu - $CuSO_4$

Note: Samples are discarded 30 days after results are reported, unless other arrangements are made.

Pat-Chem Laboratories (PCL) Terms and Conditions

1. Definitions

2. Independent Contractor

3. Orders and Acceptance

4. Limit of Liability

5. Clients Responsibility

6. Cancellation

7. Overriding Agreement

8. Force Majeure

9. Confidentiality

10. Hold Harmless

11. Hazardous Substances

12. Prices/Payments

13. Agreement Modification

14. No Third Party Beneficiaries; No Right of Reliance

15. Rush Analysis

16. Holding Times

17. Sample Retention

18. Sample Pick Up/Field Tech Sampling

PAT-CHEM LABORATORIES
QUALITY ANALYTICAL SERVICES SINCE 1987
1824 1st Street
San Fernando, CA 91340
(818) 639-5300 ph
(818) 639-5306 fx
pat-chem.com

Customer: **Integrated Performance Consultants, Inc.**
9297 Research Drive
Irvine CA, 92618

Attention: Ric Vardel
Report Date: 10-Feb-21 11:08
Subject: (MCC) Daily EFF

Project/P.O.#: (MCC) Daily EFF

Parameter	Method	QC Batch	RL	Prepared	Analyzed	Result	Notes
EFF (Sample I.D.# : 21A0738-01) Collected: 30-Jan-21 By JA of IPC							
Microbiological							
Fecal Coliforms	SM 9221E	AA13006	1.8	30-Jan-21	02-Feb-21	**<1.8 MPN/100 ml**	
Total Coliforms	SM 9221B	AA13006	1.8	30-Jan-21	02-Feb-21	**<1.8 MPN/100 ml**	
Inorganic Constituents							
pH	SM 4500H-B	AA13014	0.1	30-Jan-21	30-Jan-21	**7.6 pH Units**	
Residual Chlorine	SM 4500Cl-G	AA13013	0.05	30-Jan-21	30-Jan-21	**<0.05 mg/l**	

Notes and Definitions

RL Reporting Limit - The lowest amount of a constituent that can be reliably quantified and reported.

Respectfully Submitted,

Steve Jefferson 2/10/2021
Laboratory Director

Pat-Chem Laboratories
1824 1st Street
San Fernando, CA 91340

CHAIN OF CUSTODY RECORD

Phone (818) 639-5300
Fax (818) 639-5306

Environmental Sample

Sample I.D.#: 2190738

Customer: IPC - Integrated Performance Consultants, Inc.		Project: (MCC) EFF - Daily	
Address: 9297 Research Drive		Sampled by: Jesus Avalos	P.O. #:
Irvine CA 92618		Report Attention: Ric Vardel / Golan Kfir	Phone #: 949-382-9067

Sample Description	Date Sampled	Time Sampled	# of bottles	Required Tests	Sample Type	Matrix	Bottle Type	Preserve	Field Data (pH / Temperature) pH: Field Lab
EFF	1/30/21	9:45	1	pH, T.Res.Chlorine	Grab	AQ	500ml Plastic	4°C	
〃	〃	〃	1	Total Coliform, Fecal Coliform	Grab	AQ	Coli Bottle	4°C, ST	

RECEIVED
JAN 30 2021
By

Geotracker EDD:
Logcode: IPCI
Global ID: WDR100000359

Signature	Print Name (Company)	Date	Time
Relinquished by: Jesus Avalos	Jesus Avalos (IPC)	1/30/21	9:50
Received by:	Alex Walkowski	1/30/21	11:00
Relinquished by:			
Received by:			
Relinquished by:			
Received in Lab:	JAN 30 2021		1349

Sample Received Checklist

Temperature upon receipt: 4°C

# of bottles agrees with COC?	Yes	No
Samples intact?	Yes	No
Samples properly preserved?	Yes	No
Samples in holding time?	Yes	No

Compliance Monitor

Initial Flow _____

Final Flow _____

Sample Type	Matrix	Bottle Type	Preservations
(1) Grab Comp	(1) AQ - Water SO - Soil / Sludge OT - Other	(2) P - Plastic G - Amber Glass VOA - 40 ml Vial (3) Coli - bacteria	HC - HCl HS - H_2SO_4 HN - HNO_3 HP - H_3PO_4 (4) SH - NaOH (5) ST - Sodium Thiosulfate AA - Ascorbic Acid AI - $AlCl_3$ Cu - $CuSO_4$

Note: Samples are discarded 30 days after results are reported, unless other arrangements are made.

Pat-Chem Laboratories (PCL) Terms and Conditions

1. Definitions

2. Independent Contractor

3. Orders and Acceptance

4. Limit of Liability

5. Clients Responsibility

6. Cancellation

7. Overriding Agreement

8. Force Majeure

9. Confidentiality

10. Hold Harmless

11. Hazardous Substances

12. Prices/Payments

13. Agreement Modification

14. No Third Party Beneficiaries; No Right of Reliance

15. Rush Analysis

16. Holding Times

17. Sample Retention

18. Sample Pick Up/Field Tech Sampling

PAT-CHEM LABORATORIES
QUALITY ANALYTICAL SERVICES SINCE 1987
1824 1st Street
San Fernando, CA 91340
(818) 639-5300 ph
(818) 639-5306 fx
pat-chem.com

Customer: **Integrated Performance Consultants, Inc.**
9297 Research Drive
Irvine CA, 92618

Attention: Ric Vardel
Report Date: 10-Feb-21 11:10
Subject: (MCC) Daily EFF

Project/P.O.#: (MCC) Daily EFF

Parameter	Method	QC Batch	RL	Prepared	Analyzed	Result	Notes
EFF (Sample I.D.# : 21A0761-01) Collected: 31-Jan-21 By Mario Aguirre of IPC							
Microbiological							
Fecal Coliforms	SM 9221E	AA13130	1.8	31-Jan-21	02-Feb-21	**<1.8 MPN/100 ml**	
Total Coliforms	SM 9221B	AA13130	1.8	31-Jan-21	02-Feb-21	**<1.8 MPN/100 ml**	
Inorganic Constituents							
pH	SM 4500H-B	AB10607	0.1	31-Jan-21	31-Jan-21	**7.7 pH Units**	
Residual Chlorine	SM 4500Cl-G	AB10137	0.05	01-Feb-21	01-Feb-21	**<0.05 mg/l**	

Notes and Definitions

RL Reporting Limit - The lowest amount of a constituent that can be reliably quantified and reported.

Respectfully Submitted,

Steve Jefferson 2/10/2021
Laboratory Director

Pat-Chem Laboratories
1824 1st Street
San Fernando, CA 91340

CHAIN OF CUSTODY RECORD

Phone (818) 639-5300
Fax (818) 639-5306

Environmental Sample

Sample I.D.#: 21A0761

Customer: IPC - Integrated Performance Consultants, Inc.		Project: (MCC) EFF - Daily	
Address: 9297 Research Drive		Sampled by: Mario Aguirre	P.O. #:
Irvine CA 92618		Report Attention: Ric Vardell / Golan Kfir	Phone #: 949-382-9067

Sample Description	Date Sampled	Time Sampled	# of bottles	Required Tests	Sample Type	Matrix	Bottle Type	Preserve	Field Data (pH / Temperature) pH: Field Lab
EFF	1/31/21	9:50	1	pH, T.Res.Chlorine	Grab	AQ	500ml Plastic	4°C	
EFF	1/31/21	9:50	1	Total Coliform, Fecal Coliform	Grab	AQ	Coli Bottle	4°C, ST	

RECEIVED
JAN 31 2021
By

Geotracker EDD:
Logcode: IPCI
Global ID: WDR100000359

Signature	Print Name (Company)	Date	Time
Relinquished by	Mario Aguirre (IPC)	1/31/21	9:54
Received by	Alex Walton Jr (CPA)	1/31/21	11:00
Relinquished by			
Received by			
Relinquished by			
Received in lab by	Alex Walton Jr	1/31/21	1308

Sample Received Checklist

Temperature upon receipt: 4 °C

# of bottles agrees with COC?	Yes	No
Samples intact?	Yes	No
Samples properly preserved?	Yes	No
Samples in holding time?	Yes	No

Compliance Monitor

Initial Flow _____

Final Flow _____

Sample Type
Grab
Comp

Matrix
AQ - Water
SO -Soil / Sludge
OT - Other

Bottle Type
P - Plastic
G - Amber Glass
VOA - 40 ml Vial
Coli - bacteria

Preservations
HC - HCl
HS - H_2SO_4
HN - HNO_3
HP - H_3PO_4
OH - NaOH
ST - Sodium Thiosulfate
AA - Ascorbic Acid
AI - $AlCl_3$
Cu - $CuSO_4$

Note: Samples are discarded 30 days after results are reported, unless other arrangements are made.

Pat-Chem Laboratories (PCL) Terms and Conditions

1. Definitions

2. Independent Contractor

3. Orders and Acceptance

4. Limit of Liability

5. Clients Responsibility

6. Cancellation

7. Overriding Agreement

8. Force Majeure

9. Confidentiality

10. Hold Harmless

11. Hazardous Substances

12. Prices/Payments

13. Agreement Modification

14. No Third Party Beneficiaries: No Right of Reliance

15. Rush Analysis

16. Holding Times

17. Sample Retention

18. Sample Pick Up/Field Tech Sampling

PAT-CHEM LABORATORIES
QUALITY ANALYTICAL SERVICES SINCE 1987
1824 1st Street
San Fernando, CA 91340
(818) 639-5300 ph
(818) 639-5306 fx
pat-chem.com

Customer: **Integrated Performance Consultants, Inc.**
9297 Research Drive
Irvine CA, 92618

Attention: Ric Vardel
Report Date: 10-Feb-21 11:13
Subject: (MCC) Daily EFF

Project/P.O.#: (MCC) Daily EFF

Parameter	Method	QC Batch	RL	Prepared	Analyzed	Result	Notes
EFF (Sample I.D.# : 21B0018-01) Collected: 01-Feb-21 By Carlos A. of IPC							
Microbiological							
Fecal Coliforms	SM 9221E	AB10128	1.8	01-Feb-21	03-Feb-21	**<1.8 MPN/100 ml**	
Total Coliforms	SM 9221B	AB10128	1.8	01-Feb-21	03-Feb-21	**<1.8 MPN/100 ml**	
Inorganic Constituents							
pH	SM 4500H-B	AB10607	0.1	01-Feb-21	01-Feb-21	**7.2 pH Units**	
Residual Chlorine	SM 4500Cl-G	AB10238	0.05	02-Feb-21	02-Feb-21	**<0.05 mg/l**	

Notes and Definitions

RL Reporting Limit - The lowest amount of a constituent that can be reliably quantified and reported.

Respectfully Submitted,

Steve Jefferson 2/10/2021
Laboratory Director

Pat-Chem Laboratories
1824 1st Street
San Fernando, CA 91340

CHAIN OF CUSTODY RECORD

Phone (818) 639-5300
Fax (818) 639-5306

Environmental Sample

Sample I.D.#: 21B0018

Customer:	IPC - Integrated Performance Consultants, Inc.	Project:	(MCC) EFF - Daily
Address:	9297 Research Drive	Sampled by:	
	Irvine CA 92618	Report Attention:	Ric Vardel / Golan Kfir
		P.O. #:	
		Phone #:	949-382-9067

Sample Description	Date Sampled	Time Sampled	# of bottles	Required Tests	Sample Type	Matrix	Bottle Type	Preserve	Field Data (pH / Temperature) pH: Field Lab
EFF	02/01/21	1130	1	pH, T.Res.Chlorine	Grab	AQ	500ml Plastic	4°C	7.2/22.5 °C
			1	Total Coliform, Fecal Coliform	Grab	AQ	Coli Bottle	4°C, ST	

RECEIVED
FEB 01 2021
By

Geotracker EDD:
Logcode: IPCI
Global ID: WDR100000359

	Signature	Print Name (Company)	Date	Time
Relinquished by		Carlos Alvarez (IPC)	02/01/21	12:20
Received by		Cindy Marroquin	2-1-21	12:20
Relinquished by		Cindy Marroquin	2-1-21	15:52
Received by				
Relinquished by				
Received by		FEB 01 2021		1428

Sample Received Checklist

Temperature upon receipt: 4 °C

# of bottles agrees with COC?	(Yes)	No
Samples intact?	(Yes)	No
Samples properly preserved?	(Yes)	No
Samples in holding time?	(Yes)	No

Compliance Monitor

Initial Flow _____

Final Flow _____

Sample Type	Preservations
(Grab) Comp	HC - HCl
Matrix	HS - H_2SO_4
(AQ) - Water	HN - HNO_3
SO -Soil / Sludge	HP - H_3PO_4
OT - Other	OH - NaOH
Bottle Type	(ST) - Sodium Thiosulfate
(P) - Plastic	AA - Ascorbic Acid
G - Amber Glass	Al - $AlCl_3$
VOA - 40 ml Vial	Cu - $CuSO_4$
(Coli) - bacteria	

Note: Samples are discarded 30 days after results are reported, unless other arrangements are made.

Rev 2 Effective 5/1/17

Pat-Chem Laboratories (PCL) Terms and Conditions

1. Definitions

2. Independent Contractor

3. Orders and Acceptance

4. Limit of Liability

5. Clients Responsibility

6. Cancellation

7. Overriding Agreement

8. Force Majeure

9. Confidentiality

10. Hold Harmless

11. Hazardous Substances

12. Prices/Payments

13. Agreement Modification

14. No Third Party Beneficiaries: No Right of Reliance

15. Rush Analysis

16. Holding Times

17. Sample Retention

18. Sample Pick Up/Field Tech Sampling

PAT-CHEM
LABORATORIES

QUALITY ANALYTICAL SERVICES SINCE 1987

1824 1st Street
San Fernando, CA 91340
(818) 639-5300 ph
(818) 639-5306 fx
pat-chem.com

Customer: **Integrated Performance Consultants, Inc.**
9297 Research Drive
Irvine CA, 92618

Attention: Ric Vardel
Report Date: 11-Feb-21 16:42
Subject: (MCC) Monthly EFF

Project/P.O.#: (MCC) Monthly EFF

Parameter	Method	QC Batch	RL	Prepared	Analyzed	Result	Notes
EFF (Sample I.D.# : 21B0022-01) Collected: 01-Feb-21 By Carlos A. of IPC							
Physical Properties							
Total Dissolved Solids	SM 2540C	AB10239	5	02-Feb-21	03-Feb-21	**700 mg/l**	
Inorganic Constituents							
Chloride	EPA 300.0	AB10328	20.0	03-Feb-21	04-Feb-21	**177 mg/l**	
Sulfate as SO4	EPA 300.0	AB10328	10.0	03-Feb-21	04-Feb-21	**111 mg/l**	
Boron	EPA 200.7	AB10224	0.10	02-Feb-21	03-Feb-21	**0.25 mg/l**	
Phosphorus, Total as P	EPA 365.3	AB10611	0.25	06-Feb-21	06-Feb-21	**1.52 mg/l**	
Aggregate Organic Constituents							
MBAS	SM 5540 C	AB10326	0.20	03-Feb-21	03-Feb-21	**0.29 mg/l**	
Oil & Grease (HEM)	EPA 1664A	AB10820	5	08-Feb-21	11-Feb-21	**<5 mg/l**	

Notes and Definitions

RL Reporting Limit - The lowest amount of a constituent that can be reliably quantified and reported.

Respectfully Submitted,



Steve Jefferson 2/11/2021
Laboratory Director

Pat-Chem Laboratories
1824 1st Street
San Fernando, CA 91340

CHAIN OF CUSTODY RECORD

Phone (818) 639-5300
Fax (818) 639-5306

Environmental Sample

Sample I.D.#: 21B0022

Customer: IPC - Integrated Performance Consultants, Inc.		Project: (MCC) EFF - Monthly	
Address: 9297 Research Drive		Sampled by:	P.O. #:
Irvine CA 92618		Report Attention: Ric Vardel / Golan Kfir	Phone #: 949-382-9067

Sample Description	Date Sampled	Time Sampled	# of bottles	Required Tests	Sample Type	Matrix	Bottle Type	Preserve	Field Data (pH / Temperature) pH: Field Lab
EFF	02/01/21	1130	1	Sulfate, Chloride, TDS	Grab	AQ	1/2 Gal. P	4°C	7.0/21.4-C
			1	MBAS	Grab	AQ	500 P	4°C	
			1	Oil & Grease	Grab	AQ	1L G	HC	
			1	Boron	Grab	AQ	250 P	HN	
			1	T.Phos	Grab	AQ	500 P	4°C	
Geotracker EDD:									
Logcode: IPCI									
Global ID: WDR100000359									

RECEIVED
FEB 01 2021
By

	Signature	Print Name (Company)	Date	Time
Relinquished by		Carlos Alvarez (CPC)	02/01/21	1145
Received by		Cindy M	2-1-21	12:20
Relinquished by		Cindy Mapmee	2-1-21	16:30
Received by				
Relinquished by				
Received in lab by		FEB 01 2021		1457

Sample Received Checklist

Temperature upon receipt: 4 °C
# of bottles agrees with COC? (Yes) No
Samples intact? (Yes) No
Samples properly preserved? (Yes) No
Samples in holding time? (Yes) No

Compliance Monitor

Initial Flow _____
Final Flow _____

Sample Type
(Grab)
Comp

Matrix
(AQ) - Water
SO -Soil / Sludge
OT - Other

Bottle Type
(P) - Plastic
(G)- Amber Glass
VOA - 40 ml Vial
Coli - bacteria

Preservations
(HC) - HCl
HS - H_2SO_4
(HN) - HNO_3
HP - H_3PO_4
OH - NaOH
ST - Sodium Thiosulfate
AA - Ascorbic Acid
AI - $AlCl_3$
Cu -$CuSO_4$

Note: Samples are discarded 30 days after results are reported, unless other arrangements are made.

Pat-Chem Laboratories (PCL) Terms and Conditions

1. Definitions

"Terms and Conditions" means these Terms and Conditions of sale, including the price schedule, and any additions or amendments hereto which are agreed to in writing. "Client" means the individual or entity who may request laboratory services, consulting or sampling services and his or its heirs, successors, assigns and representatives. "Price Schedule" means Pat-Chem Laboratories (PCL) standard price schedule as such document may be amended or released from time to time by PCL.

2. Independent Contractor

PCL acts solely as an independent contractor in performing all services.

3. Orders and Acceptance

PCL offers and will accept orders for services (as defined herein) only under the following General Terms and Conditions (the "Terms"). These Terms shall not apply if PCL and the Client shall have executed a separate agreement in writing which does not incorporate the Terms. No modifications to the Terms shall be valid and binding unless in writing and signed by an authorized representative of the client and PCL.

The client may order services by submitting a written chain of custody (COC) to PCL. Any such order constitutes 1. an acceptance by the client of PCL's offer to do business with the client under the terms and conditions and 2. an agreement to be bound by these terms and conditions. The Client's delivery of samples to PCL or initiation of consulting services constitutes the client's express assent to be governed by these terms and conditions. No colloquy or additional terms and conditions expressed in a client's document shall be deemed to become a part of the contract created upon acceptance of the terms and conditions.

For purpose of this agreement, "services" shall mean all work to be performed for the client, including provision of all equipment and materials to be furnished by PCL.

4. Limit of Liability

PCL will perform the services in accordance with the normal standards of workmanship in the profession. Where applicable, PCL will use analytical methodologies which are in substantial conformity with the U.S. Environmental Protection Agency (EPA), CA Waterboard (ELAP), American Society for Testing and Materials (ASTM), Association of Official Analytical Chemists (AOAC), Standard Methods (SM) of the Examination of Water and Wastewater and/or other recognized methodologies. PCL reserves the right to deviate from these methodologies if necessary or appropriate due to the nature of compositions of the samples or otherwise based on the reasonable judgement of PCL. Deviations, if any, will be made on a basis consistent with the recognized standards of the industry and/or PCL Standard Operating Procedures (SOP) and/or our QA/QC policies. The total liability of PCL, its officers, agents, employees or successors to the client arising out of or in connection with the services to be provided herein, shall not exceed the invoiced amount for said services. Client's acceptance of a work order and/or proposal releases PCL from any liability in excess of the invoiced amount for the services notwithstanding any provisions to the contrary in any client purchase orders or contracts.

5. Clients Responsibility

Unless PCL personnel performs the sampling, the client shall be responsible for the condition which the samples are collected and for conditions in and about the sampling site and for advising PCL of the same and all information required to enable PCL to perform its services safely and efficiently.

6. Cancellation

Client may cancel any order for services hereunder subject to payment for all services rendered and out-of-pocket expenses incurred up to the date of cancellation in accordance with the applicable Price Schedule.

7. Overriding Agreement

The parties agree that the Terms shall govern performance of Client's initial order and all subsequent orders for additional services, whether placed in writing or verbally, except to the extent the Terms are modified in writing and executed by an authorized representative of both parties.

8. Force Majeure

PCL shall not be responsible for delay or failure to perform the services pursuant to this agreement due to causes beyond its control.

9. Confidentiality

Data and the sample materials provided by client or at client's request and the results obtained by PCL shall be held confidential unless such information is generally available to the public or is the public domain or client has failed to pay PCL for all services rendered, and otherwise in breach of the agreement, subject to any disclosure required by law or legal process. PCL shall use the same standard of care it uses to protect its own confidential data and shall not be responsible for unauthorized disclosure of said data. Client shall similarly keep confidential all reports and information provided exclusively to client. Client shall not be liable for disclosure of such information if it is required by third party based on court order, subpoena, data or information. Client will not in any way identify PCL in any advertisement, news release or other publicity programs or other communications.

10. Hold Harmless

Client releases and shall save, indemnify, defend and hold PCL, its employees, officers, directors, agents, affiliates, subsidiaries and parent harmless from and against any and all liabilities, losses, damages, claims, demands, causes of action, suits and expenses whatsoever including, but not limited to, attorneys' fees and court expenses, arising out of or in connection with the performance of services by PCL pursuant to this Agreement and/or transportation, handling or disposal of client's hazardous materials. Such injury, disease or death of persons or damage to property, or loss of use of property, shall be deemed to have been caused by the negligence of client, its employees or agents, unless client can prove to the contrary. This indemnity shall not apply to any of the foregoing losses, costs, damages or expenses caused solely by the gross negligence or willful misconduct of PCL or its employees. Further, this indemnity shall specifically apply to claims, damages, actions, and causes of action asserted or arising out of client's connection with the negligence of or breach of contract by any independent Person, which are based on or alleged in the performance of services under this agreement. The foregoing indemnities will be in addition to any liability which the client might otherwise have to PCL and the other indemnified persons. To the extent necessary under applicable law, client agrees that its indemnity obligation will be supported by available liability insurance coverage or, at client's discretion, which insurance shall be in the maximum amounts permitted under applicable law. In no event will PCL be liable to client for indirect, punitive, special, incidental or consequential damages (including, without limitation, loss of profit or business interruption) whether foreseeable or not, even if PCL has been advised of the possibility of such damages, arising out of or in connection with this agreement, including without limitation, loss of profit or business interruption, litigation expenses, either tort (including, without limitation, attorney's fees, expenses, and /or pre or post judgment interest), or any cost of investigation or costs incurred by client or any other party in any litigation against or involving PCL or any indemnified person in connection with this agreement or any services provided under this agreement even if, and/or the prevailing party.

11. Hazardous Substances

For PCL to perform the service requested by client, client will provide and PCL will receive samples materials for analyses such as asbestos, polychlorinated biphenyls, Bacteria or any other substance or toxic material, wastes and substances which are defined, determined or identified as such under federal, state or local laws, rules, PCL policies or regulations, in either now existing or hereafter enacted or promulgated or any published or administrative interpretation of any thereof (the "Hazardous Materials"). Client understands and agrees that any hazardous material received by PCL from client or at client's request shall remain the property of client and that upon completion of PCL's services, PCL will dispose of all unused portions of samples as specified by client or by PCL's QA/QC policies. In the event the client does not specify its preferred method of disposal, PCL will return to the client all unused samples which contain Hazardous Materials. PCL reserves the right to charge the client for the disposal of unused samples in accordance with PCL's current sample disposal policy. In addition, all samples received by PCL for any/all biological analyses, client will be charged a sample disposal fee, per sample submitted, in accordance with our QA/QC policies and procedures.

12. Prices/Payments

Client shall pay PCL in accordance with PCL's applicable price schedule in effect at the time of quotation or on the date the services were rendered or as otherwise quoted and later confirmed in writing. The price schedule is subject to change at any time without notice. Payment in advance or when analysis is completed is required for all new clients until a history of payment and credit account has been established with PCL. For those clients with an established credit account, the terms for payment of charges are NET (30) days from date of invoice. To the fullest extent permitted by law and applicable law, any amount unpaid in this and of thirty (30) days is subject to interest at the lesser of the maximum rate permitted by law at one and one-half percent (1.5%) per month on the unpaid balances. If unpaid amounts are collected through legal proceedings or by an attorney, the client shall pay reasonable costs and attorney's fees or agents' fees associated with such collection procedure or effort.

13. Agreement Modification

Changes, modifications or amendments to the terms shall be effective only if in writing and executed by an officer of PCL and by client and/or his representative, except that subsequent orders for additional services may be verbal or in writing.

14. No Third Party Beneficiaries: No Right of Reliance

PCL shall have no responsibility or liability for client's use of or reliance on data, information, or reports furnished by PCL. Client is acting solely hereunder for his own account, and not as agent or broker, or in any other representative capacity for any other person or entity. It is agreed and acknowledged that there are no third party beneficiaries to this agreement, and that no third party may rely on such data, information or reports. Client represents, warrants and agrees that said data, information and reports are not requested, or shall be used to relied upon in connection with or as part of, the purchase, sale, underwriting, or distribution of any securities, any periodic or other reporting to the holders of any security, the securities, amendment, renewal, or extension of any loan from any financial institution or other lender or the solicitation of or contracting with, directly or indirectly, any governmental agency or department.

15. Rush Analysis

Rush analyses are available for an additional charge and must be arranged in advanced. If, for any unforeseen reason, the rush turnaround time cannot be met, the normal price will apply.

16. Holding Times

PCL cannot be responsible for holding times that are exceeded because of samples that are delivered on weekends or after 3pm on weekdays without prior notification and acceptance. Standard holding times and storage conditions should be reviewed prior to any samples being received by PCL. A list of holding times can be provided to the client if requested. For analyses with holding times of 14 days or less, samples must arrive within 96 hours to allow PCL to meet holding times without applying a rush surcharge. All short holding times, 2-7 days, samples must arrive at the lab within 24 hours before expiration to ensure that the holding times can be met. Short Holding Times of 48 hours or less (bacteria is 6 hours) must be delivered that same day in order to guarantee holding times are met. After hours, late delivery, freight company delays or similar issues are subject to additional rush fees and/or the inability to meet holding times. All holding times are in effect as of the publication date of this fee schedule and are subject to change without notice.

17. Sample Retention

All samples are retained for at least thirty (30) days after analysis has been completed. Sample storage for longer periods is by request only. Pre-arranged long term storage is subject to an additional charge. Samples will be discarded at the end of the pre-arranged storage time.

18. Sample Pick Up/Field Tech Sampling

All pick up/sampling fees have been notated on the fee schedule. Reasonable time has been allocated for each pick up or service. Unnecessary delays during the pick up or sampling, might be accessed an additional fee.

PAT-CHEM LABORATORIES
QUALITY ANALYTICAL SERVICES SINCE 1987
1824 1st Street
San Fernando, CA 91340
(818) 639-5300 ph
(818) 639-5306 fx
pat-chem.com

Customer: **Integrated Performance Consultants, Inc.**
9297 Research Drive
Irvine CA, 92618

Attention: Ric Vardel
Report Date: 10-Feb-21 11:15
Subject: (MCC) Daily EFF

Project/P.O.#: (MCC) Daily EFF

Parameter	Method	QC Batch	RL	Prepared	Analyzed	Result	Notes
EFF (Sample I.D.# : 21B0086-01) Collected: 02-Feb-21 By Carlos A. of IPC							
Microbiological							
Fecal Coliforms	SM 9221E	AB10232	1.8	02-Feb-21	05-Feb-21	**<1.8 MPN/100 ml**	
Total Coliforms	SM 9221B	AB10232	1.8	02-Feb-21	05-Feb-21	**<1.8 MPN/100 ml**	
Inorganic Constituents							
pH	SM 4500H-B	AB10607	0.1	02-Feb-21	02-Feb-21	**6.8 pH Units**	
Residual Chlorine	SM 4500Cl-G	AB10437	0.05	03-Feb-21	03-Feb-21	**<0.05 mg/l**	

Notes and Definitions

RL Reporting Limit - The lowest amount of a constituent that can be reliably quantified and reported.

Respectfully Submitted,

Steve Jefferson 2/10/2021
Laboratory Director

Pat-Chem Laboratories
1824 1st Street
San Fernando, CA 91340

CHAIN OF CUSTODY RECORD

Phone (818) 639-5300
Fax (818) 639-5306

Environmental Sample

Sample I.D.#: 21B0086

Customer:	IPC - Integrated Performance Consultants, Inc.	Project:	(MCC) EFF - Daily
Address:	9297 Research Drive	Sampled by:	
	Irvine CA 92618	Report Attention:	Ric Vardel / Golan Kfir
		P.O. #:	
		Phone #:	949-382-9067

Sample Description	Date Sampled	Time Sampled	# of bottles	Required Tests	Sample Type	Matrix	Bottle Type	Preserve	Field Data (pH / Temperature) pH: Field Lab
EFF	02/02/21	1055	1	pH, T.Res.Chlorine	Grab	AQ	500ml Plastic	4°C	6.8 / 26.4°C
			1	Total Coliform, Fecal Coliform	Grab	AQ	Coli Bottle	4°C, ST	
	1	1							

RECEIVED
FEB 02 2021
By

Geotracker EDD:
Logcode: IPCI
Global ID: WDR100000359

	Signature	Print Name (Company)	Date	Time
Relinquished by		Carlos Alvarez (IPC)	02/02/21	1100
Received by		Cindy Martinez (IPC)	2-2-21	11:45
Relinquished by		Cindy M	2-2-21	1495
Received by				
Relinquished by				
Received by		FEB 02 2021		1524

Sample Received Checklist

Temperature upon receipt: 4° C

# of bottles agrees with COC?	Yes No
Samples intact?	Yes No
Samples properly preserved?	Yes No
Samples in holding time?	Yes No

Compliance Monitor

Initial Flow _____

Final Flow _____

Sample Type	Matrix	Bottle Type
Grab	AQ - Water	P - Plastic
Comp	SO - Soil / Sludge	G - Amber Glass
	OT - Other	VOA - 40 ml Vial
		Coli - bacteria

Preservations
HC - HCl
HS - H_2SO_4
HN - HNO_3
HP - H_3PO_4
OH - NaOH
ST - Sodium Thiosulfate
AA - Ascorbic Acid
AI - $AlCl_3$
Cu - $CuSO_4$

Note: Samples are discarded 30 days after results are reported, unless other arrangements are made.

Rev 2 Effective 5/1/17

Pat-Chem Laboratories (PCL) Terms and Conditions

1. Definitions

2. Independent Contractor

3. Orders and Acceptance

4. Unit of Liability

5. Clients Responsibility

6. Cancellation

7. Overriding Agreement

8. Force Majeure

9. Confidentiality

10. Hold Harmless

11. Hazardous Substances

12. Prices/Payments

13. Agreement Modification

14. No Third Party Beneficiaries! No Right of Reliance

15. Rush Analysis

16. Holding Times

17. Sample Retention

18. Sample Pick Up/Field Tech Sampling

PAT-CHEM LABORATORIES
QUALITY ANALYTICAL SERVICES SINCE 1987
1824 1st Street
San Fernando, CA 91340
(818) 639-5300 ph
(818) 639-5306 fx
pat-chem.com

Customer: **Integrated Performance Consultants, Inc.**
9297 Research Drive
Irvine CA, 92618

Attention: Ric Vardel
Report Date: 10-Feb-21 11:17
Subject: (MCC) Daily EFF

Project/P.O.#: (MCC) Daily EFF

Parameter	Method	QC Batch	RL	Prepared	Analyzed	Result	Notes
EFF (Sample I.D.# : 21B0150-01) Collected: 03-Feb-21 By JL of IPC							
Microbiological							
Fecal Coliforms	SM 9221E	AB10330	1.8	03-Feb-21	05-Feb-21	**<1.8 MPN/100 ml**	
Total Coliforms	SM 9221B	AB10330	1.8	03-Feb-21	05-Feb-21	**<1.8 MPN/100 ml**	
Inorganic Constituents							
pH	SM 4500H-B	AB10607	0.1	03-Feb-21	03-Feb-21	**7.1 pH Units**	
Residual Chlorine	SM 4500Cl-G	AB10437	0.05	04-Feb-21	04-Feb-21	**<0.05 mg/l**	

Notes and Definitions

RL Reporting Limit - The lowest amount of a constituent that can be reliably quantified and reported.

Respectfully Submitted,

Steve Jefferson 2/10/2021
Laboratory Director

Pat-Chem Laboratories
1824 1st Street
San Fernando, CA 91340

CHAIN OF CUSTODY RECORD

Phone (818) 639-5300
Fax (818) 639-5306

Environmental Sample

Sample I.D.#: 21B0150

Customer:	IPC - Integrated Performance Consultants, Inc.	Project:	(MCC) EFF - Daily
Address:	9297 Research Drive	Sampled by:	
	Irvine CA 92618	Report Attention:	Ric Vardel / Golan Kfir
		P.O. #:	
		Phone #:	949-382-9067

Sample Description	Date Sampled	Time Sampled	# of bottles	Required Tests	Sample Type	Matrix	Bottle Type	Preserve	Field Data (pH / Temperature) pH: Field Lab
EFF	02-02-21	12:00	1	pH, T.Res.Chlorine	Grab	AQ	500ml Plastic	4°C	7.1 | 19.7 °C
			1	Total Coliform, Fecal Coliform	Grab	AQ	Coli Bottle	4°C, ST	

RECEIVED
FEB 03 2021
By

Geotracker EDD:
Logcode: IPCI
Global ID: WDR100000359

Signature	Print Name / (Company)	Date	Time
Relinquished by	Julio Leal	2-3-21	7:20
Received by	Cindy	2-3-21	7:20
Relinquished by	Cindy M	2-3-21	17:00
Received by			
Relinquished by			
Received in lab by	FEB 03 2021		1515

Sample Received Checklist

Temperature upon receipt: 4 °C

# of bottles agrees with COC?	Yes	No
Samples intact?	Yes	No
Samples properly preserved?	Yes	No
Samples in holding time?	Yes	No

Compliance Monitor

Initial Flow _____

Final Flow _____

Sample Type	Matrix	Bottle Type
Grab	AQ - Water	P - Plastic
Comp	SO - Soil / Sludge	G - Amber Glass
	OT - Other	VOA - 40 ml Vial
		Coli - bacteria

Preservations
HC - HCl
HS - H_2SO_4
HN - HNO_3
HP - H_3PO_4
OH - NaOH
ST - Sodium Thiosulfate
AA - Ascorbic Acid
Al - $AlCl_3$
Cu - $CuSO_4$

Note: Samples are discarded 30 days after results are reported, unless other arrangements are made.

Pat-Chem Laboratories (PCL) Terms and Conditions

1. Definitions

2. Independent Contractor

3. Orders and Acceptance

4. Limit of Liability

5. Clients Responsibility

6. Cancellation

7. Overriding Agreement

8. Force Majeure

9. Confidentiality

10. Hold Harmless

11. Hazardous Substances

12. Prices/Payments

13. Agreement Modification

14. No Third Party Beneficiaries: No Right of Reliance

15. Rush Analysis

16. Holding Times

17. Sample Retention

18. Sample Pick Up/Field Tech Sampling

PAT-CHEM LABORATORIES
QUALITY ANALYTICAL SERVICES SINCE 1987
1824 1st Street
San Fernando, CA 91340
(818) 639-5300 ph
(818) 639-5306 fx
pat-chem.com

Customer: **Integrated Performance Consultants, Inc.**
9297 Research Drive
Irvine CA, 92618

Attention: Ric Vardel
Report Date: 16-Feb-21 10:43
Subject: (MCC) Weekly EFF

Project/P.O.#: (MCC) Weekly EFF

Parameter	Method	QC Batch	RL	Prepared	Analyzed	Result	Notes
EFF (Sample I.D.# : 21B0173-01) Collected: 03-Feb-21 By CA							
Physical Properties							
Total Suspended Solids	SM2540D	AB10612	1	06-Feb-21	06-Feb-21	**<1 mg/l**	
Inorganic Constituents							
Ammonia as N	EPA 350.1	AB10432	0.10	04-Feb-21	04-Feb-21	**2.16 mg/l**	
Nitrate as N	EPA 353.2	AB10515	0.05	04-Feb-21	04-Feb-21	**0.51 mg/l**	
Nitrite as N	EPA 353.2	AB10515	0.05	04-Feb-21	04-Feb-21	**<0.05 mg/l**	
Total Kjeldahl Nitrogen	EPA 351.2	AB11521	0.10	15-Feb-21	16-Feb-21	**2.67 mg/l**	
Aggregate Organic Constituents							
Biochemical Oxygen Demand	SM 5210B	AB10431	2	04-Feb-21	09-Feb-21	**2 mg/l**	

Notes and Definitions

RL Reporting Limit - The lowest amount of a constituent that can be reliably quantified and reported.

Respectfully Submitted,

Steve Jefferson 2/16/2021
Laboratory Director

Pat-Chem Laboratories
1824 1st Street
San Fernando, CA 91340

CHAIN OF CUSTODY RECORD

Phone (818) 639-5300
Fax (818) 639-5306

Environmental Sample

Sample I.D.#: Z1B0173

Customer: IPC - Integrated Performance Consultants, Inc.		**Project:** (MCC) EFF - Weekly	
Address: 9297 Research Drive, Irvine, CA 92618	**Sampled by:** Julio Leal	**P.O. #:**	
	Report Attention: Ric Vardel / Golan Kfir	**Phone #:** 949-382-9067	

Sample Description	Date Sampled	Time Sampled	# of bottles	Required Tests	Sample Type	Matrix	Bottle Type	Preserve	Field Data (pH / Temperature) pH: Field Lab
EFF	020321	12:00	1	TSS	Grab	AQ	1L P	4°C	6.8/20.9 °C
	/	/	1	Ammonia, TKN	Grab	AQ	500 P	4°C	
			1	Nitrate, Nitrite	Grab	AQ	250 P	4°C	
			1	BOD	Comp	AQ	1L P	4°C	
Geotracker EDD:									
Logcode: IPCI									
Global ID: WDR100000359									

Signature	Print Name (Company)	Date	Time
Relinquished by	Julio Leal	2-3-21	2:13
Received by	Cindy Mayorga	2-3-21	213
Relinquished by			
Received by			
Relinquished by			
Received in lab by	MARIO SANTIESTEBAN (PCL)	2/3/21	1807

Sample Received Checklist

Temperature upon receipt: _____
# of bottles agrees with COC? Yes No
Samples intact? Yes No
Samples properly preserved? Yes No
Samples in holding time? Yes No

Compliance Monitor

Initial Flow _____
Final Flow _____

Sample Type
Grab
Comp

Matrix
AQ - Water
SO -Soil / Sludge
OT - Other

Bottle Type
P - Plastic
G - Amber Glass
VOA - 40 ml Vial
Coli - bacteria

Preservations
HC - HCl
HS - H_2SO_4
HN - HNO_3
HP - H_3PO_4
OH - NaOH
ST - Sodium Thiosulfate
AA - Ascorbic Acid
AI - $AlCl_3$
Cu -$CuSO_4$

Note: Samples are discarded 30 days after results are reported, unless other arrangements are made.

PAT-CHEM LABORATORIES
QUALITY ANALYTICAL SERVICES SINCE 1987
1824 1st Street
San Fernando, CA 91340
(818) 639-5300 ph
(818) 639-5306 fx
pat-chem.com

Customer: **Integrated Performance Consultants, Inc.**
9297 Research Drive
Irvine CA, 92618

Attention: Ric Vardel
Report Date: 10-Feb-21 11:31
Subject: (MCC) Weekly INF

Project/P.O.#: (MCC) Weekly INF

Parameter	Method	QC Batch	RL	Prepared	Analyzed	Result	Notes
INF (Sample I.D.# : 21B0172-01) Collected: 03-Feb-21 By Carlos A. of IPC							
Physical Properties							
Total Suspended Solids	SM2540D	AB10612	1	06-Feb-21	06-Feb-21	**268 mg/l**	
Aggregate Organic Constituents							
Biochemical Oxygen Demand	SM 5210B	AB10431	2	04-Feb-21	09-Feb-21	**347 mg/l**	

Notes and Definitions

RL Reporting Limit - The lowest amount of a constituent that can be reliably quantified and reported.

Respectfully Submitted,

Steve Jefferson 2/10/2021
Laboratory Director

Pat-Chem Laboratories
1824 1st Street
San Fernando, CA 91340

CHAIN OF CUSTODY RECORD

Phone (818) 639-5300
Fax (818) 639-5306

Environmental Sample

Sample I.D.#: 21B0172

Customer: IPC - Integrated Performance Consultants, Inc.		Project: (MCC) INF - Weekly	
Address: 9297 Research Drive, Irvine, CA 92618		Sampled by: Julio Leal	P.O. #:
		Report Attention: Ric Vardel / Golan Kfir	Phone #: 949-382-9067

Sample Description	Date Sampled	Time Sampled	# of bottles	Required Tests	Sample Type	Matrix	Bottle Type	Preserve	Field Data (pH / Temperature) pH: Field Lab
INF	02/02/21	12:00	1	TSS	Comp	AQ	1L P	4°C	7.0 / 19.5
	"	"	1	BOD	Comp	AQ	1L P	4°C	
Geotracker EDD:									
Logcode: IPCI									
Global ID: WDR100000359									

Signature	Print Name (Company)	Date	Time
Relinquished by	Julio Leal	2-3-21	2:13
Received by	Cindy Nguyen	2-3-21	2:13
Relinquished by			
Received by			
Relinquished by			
Received in lab by	Mario Santiesteban (RC)	2/3/21	1805

Note: Samples are discarded 30 days after results are reported, unless other arrangements are made.

Sample Received Checklist

Temperature upon receipt: 4°C
# of bottles agrees with COC? (Yes) No
Samples intact? (Yes) No
Samples properly preserved? (Yes) No
Samples in holding time? (Yes) No

Compliance Monitor

Initial Flow _____
Final Flow _____

Sample Type
Grab
Comp

Matrix
AQ - Water
SO - Soil / Sludge
OT - Other

Bottle Type
P - Plastic
G - Amber Glass
VOA - 40 ml Vial
Coli - bacteria

Preservations
HC - HCl
HS - H_2SO_4
HN - HNO_3
HP - H_3PO_4
OH - NaOH
ST - Sodium Thiosulfate
AA - Ascorbic Acid
AI - $AlCl_3$
Cu - $CuSO_4$

PAT-CHEM LABORATORIES
QUALITY ANALYTICAL SERVICES SINCE 1987
1824 1st Street
San Fernando, CA 91340
(818) 639-5300 ph
(818) 639-5306 fx
pat-chem.com

Customer: **Integrated Performance Consultants, Inc.**
9297 Research Drive
Irvine CA, 92618

Attention: Ric Vardel
Report Date: 10-Feb-21 11:20
Subject: (MCC) Daily EFF

Project/P.O.#: (MCC) Daily EFF

Parameter	Method	QC Batch	RL	Prepared	Analyzed	Result	Notes
EFF (Sample I.D.# : 21B0212-01) Collected: 04-Feb-21 By Carlos A. of IPC							
Microbiological							
Fecal Coliforms	SM 9221E	AB10435	1.8	04-Feb-21	06-Feb-21	**<1.8 MPN/100 ml**	
Total Coliforms	SM 9221B	AB10435	1.8	04-Feb-21	06-Feb-21	**<1.8 MPN/100 ml**	
Inorganic Constituents							
pH	SM 4500H-B	AB10607	0.1	04-Feb-21	04-Feb-21	**7.1 pH Units**	
Residual Chlorine	SM 4500Cl-G	AB10606	0.05	05-Feb-21	05-Feb-21	**0.11 mg/l**	

Notes and Definitions

RL Reporting Limit - The lowest amount of a constituent that can be reliably quantified and reported.

Respectfully Submitted,

Steve Jefferson 2/10/2021
Laboratory Director

Pat-Chem Laboratories
1824 1st Street
San Fernando, CA 91340

CHAIN OF CUSTODY RECORD

Phone (818) 639-5300
Fax (818) 639-5306

Environmental Sample

Sample I.D.#: 21B0212

Customer:	IPC - Integrated Performance Consultants, Inc.	Project:	(MCC) EFF - Daily
Address:	9297 Research Drive	Sampled by:	P.O. #:
	Irvine CA 92618	Report Attention: Ric Vardel / Golan Kfir	Phone #: 949-382-9067

Sample Description	Date Sampled	Time Sampled	# of bottles	Required Tests	Sample Type	Matrix	Bottle Type	Preserve	Field Data (pH / Temperature) pH: Field Lab
EFF	02/04/21	1105	1	pH, T.Res.Chlorine	Grab	AQ	500ml Plastic	4°C	
1	1	1	1	Total Coliform, Fecal Coliform	Grab	AQ	Coli Bottle	4°C, ST	7.1/18.2

Geotracker EDD:
Logcode: IPCI
Global ID: WDR100000359

RECEIVED
FEB 04 2021
By [signature]

	Signature	Print Name (Company)	Date	Time
Relinquished by	[signature]	Carlos Alvarez (IPC)	02/04/21	11:30
Received by	[signature]	Cindy Mortner	2-4-21	11:30
Relinquished by	[signature]	Cindy M	2-4-21	15:15
Received by				
Relinquished by				
Received in lab by	[signature]	FEB 04 2021		1439

Sample Received Checklist

Temperature upon receipt: 4°C
# of bottles agrees with COC? Yes No
Samples intact? Yes No
Samples properly preserved? Yes No
Samples in holding time? Yes No

Compliance Monitor

Initial Flow _____
Final Flow _____

Sample Type
Grab
Comp

Matrix
AQ - Water
SO - Soil / Sludge
OT - Other

Bottle Type
P - Plastic
G - Amber Glass
VOA - 40 ml Vial
Coli - bacteria

Preservations
HC - HCl
HS - H_2SO_4
HN - HNO_3
HP - H_3PO_4
OH - NaOH
ST - Sodium Thiosulfate
AA - Ascorbic Acid
Al - $AlCl_3$
Cu - $CuSO_4$

Note: Samples are discarded 30 days after results are reported, unless other arrangements are made.

Rev 2 Effective 5/1/17

Pat-Chem Laboratories (PCL) Terms and Conditions

1. Definitions

2. Independent Contractor

3. Orders and Acceptance

4. Limit of Liability

5. Clients Responsibility

6. Cancellation

7. Overriding Agreement

8. Force Majeure

9. Confidentiality

10. Hold Harmless

11. Hazardous Substances

12. Prices/Payments

13. Agreement Modification

14. No Third Party Beneficiaries! No Right of Reliance

15. Rush Analysis

16. Holding Times

17. Sample Retention

18. Sample Pick Up/Field Tech Sampling

PAT-CHEM LABORATORIES
QUALITY ANALYTICAL SERVICES SINCE 1987
1824 1st Street
San Fernando, CA 91340
(818) 639-5300 ph
(818) 639-5306 fx
pat-chem.com

Customer: **Integrated Performance Consultants, Inc.**
9297 Research Drive
Irvine CA, 92618

Attention: Ric Vardel
Report Date: 10-Feb-21 11:22
Subject: (MCC) Daily EFF

Project/P.O.#: (MCC) Daily EFF

Parameter	Method	QC Batch	RL	Prepared	Analyzed	Result	Notes
EFF (Sample I.D.# : 21B0284-01) Collected: 05-Feb-21 By Carlos A. of IPC							
Microbiological							
Fecal Coliforms	SM 9221E	AB10516	1.8	05-Feb-21	07-Feb-21	**<1.8 MPN/100 ml**	
Total Coliforms	SM 9221B	AB10516	1.8	05-Feb-21	07-Feb-21	**<1.8 MPN/100 ml**	
Inorganic Constituents							
pH	SM 4500H-B	AB10607	0.1	05-Feb-21	05-Feb-21	**7.2 pH Units**	
Residual Chlorine	SM 4500Cl-G	AB10606	0.05	06-Feb-21	06-Feb-21	**0.15 mg/l**	

Notes and Definitions

RL Reporting Limit - The lowest amount of a constituent that can be reliably quantified and reported.

Respectfully Submitted,

Steve Jefferson 2/10/2021
Laboratory Director

Pat-Chem Laboratories
1824 1st Street
San Fernando, CA 91340

CHAIN OF CUSTODY RECORD

Phone (818) 639-5300
Fax (818) 639-5306

Environmental Sample

Sample I.D.#: 21B0284

Customer: ***VRSD - Ventura Regional Sanitation District*** | Project: ***Daily Coliform: TOT Mobile Hm WTP***

Address: 1001 Partridge Drive Suite 150 | Sampled by: Cindy Mormer | P.O. #: Top-o-Topanga

Ventura CA 93003 | Report Attention: **Jim Buckley** | Phone #: 805-658-4658

Sample Description	Date Sampled	Time Sampled	# of bottles	Required Tests	Sample Type	Matrix	Bottle Type	Preserve	Field Data (pH / Temperature) pH: Field Lab
Wastewater - Contact Chamber Hose Bib	2-5-21	10:30	2	Total & Fecal Coliform	Grab	AQ	Coli	ST	
A phone notification is required as a personal notification;									
or as an urgent contact throughDial Security (for the on-call wastewater treatment operator,									
(805)485-0528 when results above 240MPN/100ml									

RECEIVED
FEB 05 2021
By

Signature	Print Name (Company)	Date	Time
Relinquished by			
Received by	Cindy M	2-5-21	10:30
Relinquished by	Cindy Mormer	2-5-21	1411
Received by			
Relinquished by			
Received in lab by	FEB 05 2021		1352

Sample Received Checklist

Temperature upon receipt: 4 °C

# of bottles agrees with COC? (Yes) No

Samples intact? (Yes) No

Samples properly preserved? (Yes) No

Samples in holding time? (Yes) No

Compliance Monitor

Initial Flow _____

Final Flow _____

Sample Type: (Grab) Comp

Matrix: (AQ) - Water; SO -Soil / Sludge; OT - Other

Bottle Type: P - Plastic; G - Amber Glass; VOA - 40 ml Vial; (Coli) - bacteria

Preservations: HC - HCl; HS - H_2SO_4; HN - HNO_3; HP - H_3PO_4; OH - NaOH; (ST) - Sodium Thiosulfate; AA - Ascorbic Acid; AI - $AlCl_3$; Cu -$CuSO_4$

Note: Samples are discarded 30 days after results are reported, unless other arrangements are made.

Rev 2 Effective 6/1/17

Pat-Chem Laboratories (PCL) Terms and Conditions

1. Definitions

"Terms and Conditions" means those Terms and Conditions of sale, including the price schedule, and any additions or amendments hereto which are agreed to in writing. "Client" means the individual or entity who may request laboratory services, consulting or sampling services and his or its heirs, successors, assigns and representatives. "Price Schedule" means Pat-Chem Laboratories (PCL) standard price schedule as such document may be amended or reissued from time to time by PCL.

2. Independent Contractor

PCL acts solely as an independent contractor in performing all services.

3. Orders and Acceptance

PCL offers and will accept orders for services (as defined herein) only under the following General Terms and Conditions (the "Terms"). These Terms shall not apply if PCL and the Client shall have executed a separate agreement in writing which does not incorporate the Terms. No modifications to the Terms shall be valid and binding unless in writing and signed by an authorized representative of the client and PCL.

The client may order services by submitting a written chain of custody (COC) to PCL. Any such order constitutes 1. an acceptance by the client of PCL's offer to do business with the client under the terms and condition and 2. an agreement to be bound by these terms and conditions. The Client's delivery of samples to PCL or initiation of consulting services constitutes the client's express assent to be governed by these terms and conditions. No contrary or additional terms and conditions expressed in a client's document shall be deemed to become a part of the contract created upon acceptance of the terms and conditions.

For purpose of this agreement, "services" shall mean all work to be performed for the client, including provision of all equipment and materials to be furnished by PCL.

4. Limit of Liability

PCL will perform the services in accordance with the normal standards of workmanship in the profession. Where applicable, PCL will use analytical methodologies which are in substantial conformity with the U.S. Environmental Protection Agency (EPA), CA Waterboard (ELAP), American Society for Testing and Materials (ASTM), Association of Official Analytical Chemists (AOAC), Standard Methods (SM) of the Examination of Water and Wastewater and/or other recognized methodologies. PCL reserves the right to deviate from these methodologies if necessary or appropriate due to the nature or compositions of the samples or otherwise based on the reasonable judgement of PCL. Deviations, if any, will be made on a basis consistent with the recognized standards of the industry and/or PCL Standard Operating Procedures (SOP) and/or our QA/QC policies. The total liability of PCL, its officers, agents, employees or successors to the client, arising out of or in connection with the services to be provided herein, shall not exceed the invoiced amount for said services. Client's acceptance of a work order and /or proposal releases PCL from any liability in excess of the invoiced amount for the services notwithstanding any provisions to the contrary in any client purchase orders or contracts.

5. Clients Responsibility

Unless PCL personnel performs the sampling, the client shall be responsible for the condition which the samples are collected and for conditions in and about the sampling site and for advising PCL of the same and all information required to enable PCL to perform its services safely and efficiently.

6. Cancellation

Client may cancel any order for services hereunder subject to payment for all services rendered and out-of-pocket expenses incurred up to the date of cancellation in accordance with the applicable Price Schedule.

7. Overriding Agreement

The parties agree that the Terms shall govern performance of Client's initial order and all subsequent orders for additional services, whether placed in writing or verbally, except to the extent the Terms are modified in writing and executed by an authorized representative of both parties.

8. Force Majeure

PCL shall not be responsible for delay or failure to perform the services pursuant to this agreement due to causes beyond its control.

9. Confidentiality

Data and the sample materials provided by client or at client's request and the results obtained by PCL shall be held in confidence (unless such information is generally available to the public or is the public domain or client has filed to pay PCL for all services rendered or is otherwise in breach of the agreement) subject to any disclosure required by law or legal process. PCL shall use the same standard of care it uses in protecting its own confidential data and shall not be responsible for unauthorized disclosure of said data where such standard was observed. PCL reports and information provided therein are for the exclusive use and benefit of client and client agrees there shall be no third party beneficiary of such reports, data or information. Client will not disclose to any third party any information concerning technical information, software programs or other formulations.

10. Hold Harmless

Client releases and shall save, indemnify, defend and hold PCL, its employees, officers, directors, agents, affiliates, subsidiaries and parent harmless from and against any and all liabilities, losses or damages, claims, demands, causes of action, suits and associated expenses including, but not limited to all court fees (the Litigation Expenses) and awards arising in favor of Client or any third party as a result of, and/or in any way occurring incident to arising out of, or in connection with the performance of services by PCL pursuant to this agreement and/or transportation, handling or disposal of client's hazardous materials. 1. Injury, disease or death of persons 2. Loss of, damage to, loss of, or loss of use of property and or 3. Financial loss of every kind of character. This indemnity does not apply to any of the foregoing losses, costs, damages, or injuries cased solely by the gross negligence or willful misconduct of PCL or its employees. Further, this indemnity shall specifically apply to losses, claims damages, actions of every kind and character arising out of or in connection with the negligence of or breach of contract by any indemnified Person, whether actual or alleged, in the performance of services under this agreement. The foregoing indemnities will be in addition to any liability which the client might otherwise have in PCL and the other indemnified Persons. To the extent necessary under applicable law, client agrees that its indemnity obligation will be supported by available liability insurance coverage to be furnished by client, which insurance shall be in the maximum amounts permitted under applicable law. In no event shall PCL be liable to client for indirect, punitive, special, incidental or consequential damages (including, without limitation, loss of profit or business interruption). Litigation Expenses or other fees (including, without limitation, attorney's fees, court costs, and /or pre or post-judgment interest), or any other expenses or costs incurred by client or any other party in any litigation against or involving PCL or any indemnified person in connection with this agreement or an services provided under this agreement even if client is the prevailing party.

11. Hazardous Substances

For PCL to perform the services requested by client, client will provide and PCL will receive samples materials for analyses such as asbestos, polychlorinated biphenyls, bacteria or any other hazardous or toxic material, wastes and substances which are defined, determined or identified as such under federal, state or local laws, rules, PCL policies or regulations (weather now existing or hereafter enacted or promulgated or any judicial or administrative interpretation of any thereof the "Hazardous Materials").Client understands and agrees that any hazardous material received by PCL from client or at client's request shall remain the property of Client and that upon completion of PCL's services, PCL will dispose of all unused portions of samples as specified by client or by PCL's QA/QC policies. In the event the client does not specify its preferred method of disposal, PCL will return to the client all unused samples which contain Hazardous Materials. PCL reserves the right to charge the client for the disposal of unused samples in accordance with PCL's current sample disposal policy. In addition, all samples received by PCL for any/all bacterial analysis, client will be charged a sample disposal fee, per sample submitted, in accordance with our QA/QC policies and procedures.

12. Prices/Payments

Client shall pay PCL in accordance with PCL's applicable price schedule in effect in the area of operations on the date the services were rendered or with prices quoted and later confirmed in writing. The price schedule is subject to change at any time without notice. Payment in advance or when analysis is completed is required for all new clients or until a history of payment and/or credit account has been established with PCL. For those clients with an established credit account, the terms for payment of charges are NET CASH within thirty (30) days from date of invoices. To the fullest extent permitted (if at all) by applicable law, any amount unpaid at the end of thirty (30) days is subject to interest at the lessor of the maximum rate permitted by law or one and one-half percent (1.5%) per month on the unpaid balances. If unpaid amounts are collected through legal proceedings or by an attorney, the client shall pay reasonable costs and attorney's fees or agents' fees associated with such collection procedure or efforts.

13. Agreement Modification

Changes, modifications or amendments to the terms shall be effective on in writing and executed by an officer of PCL and by clients authorized representative, except that subsequent orders for additional services may be verbal or in writing.

14. No Third Party Beneficiaries: No Right of Reliance

PCL shall have no responsibility or liability for client's use of or reliance on data, information, or reports furnished by PCL. Client is securing services hereunder for his own account, and not as agent or broker, or in any other representative capacity for any other person or entity. It is agreed and acknowledged that there are no third party beneficiaries to this agreement, and that no third party may rely on such data, information or reports. Client represents, warrants, and agrees that said data, information and reports are not requested, or shall be used to relied upon, in connection with or as part of, the purchase, sale, underwriting, or distribution of any securities, any periodic or other reporting to the holders of any security, the securing, amendment, renewal, or extension of any loan from any financial institution or other lender or the certification to or contracting with, directly or indirectly, any governmental agency or department.

15. Rush Analysis

Rush analyses are available for an additional charge and must be arranged in advanced. If, for any unforeseen reason, the rush turnaround time cannot be met, the normal price will apply.

16. Holding Times

PCL cannot be responsible for holding times that are exceeded because of samples that are delivered on weekends or after 3pm on weekdays without prior notification and acceptance. Standard holding times and storage conditions should be reviewed prior to any samples being received by PCL. A list of holding times can be provided to the client if requested. All analyses with holding times of 14 days or less, samples must arrive within 96 hours to allow PCL to meet holding times without applying a rush surcharge. All short holding times, 2-7 days, samples must arrive at the lab within 24 hours before expiration to insure that the holding times can be met. Short Holding Times of 48 hours or less (bacteria is 6 hours) must be delivered that same day in order to guarantee holding times are met. After hours, late delivery, freight company delays or similar issues are subject to additional rush fees and/or the inability to meet holding times. All holding times are in effect as of the publication date of this fee schedule and are subject to change without notice.

17. Sample Retention

All samples are retained for at least thirty (30) days after analysis has been completed. Sample storage for longer periods is by request only. Pre-arranged long term storage is subject to an additional charge. Samples will be discarded at the end of the pre-arranged storage time.

18. Sample Pick Up/Field Tech Sampling

All pick up/sampling fees have been notated on the fee schedule. Reasonable time has been allocated for each pick up or service. Unnecessary delays during the pick up or sampling, might be accessed an additional fee.

PAT-CHEM LABORATORIES
QUALITY ANALYTICAL SERVICES SINCE 1987
1824 1st Street
San Fernando, CA 91340
(818) 639-5300 ph
(818) 639-5306 fx
pat-chem.com

Customer: **Integrated Performance Consultants, Inc.**
9297 Research Drive
Irvine CA, 92618

Attention: Ric Vardel
Report Date: 10-Feb-21 11:24
Subject: (MCC) Daily EFF

Project/P.O.#: (MCC) Daily EFF

Parameter	Method	QC Batch	RL	Prepared	Analyzed	Result	Notes
EFF (Sample I.D.# : 21B0330-01) Collected: 06-Feb-21 By JA of IPC							
Microbiological							
Fecal Coliforms	SM 9221E	AB10604	1.8	06-Feb-21	09-Feb-21	**<1.8 MPN/100 ml**	
Total Coliforms	SM 9221B	AB10604	1.8	06-Feb-21	09-Feb-21	**<1.8 MPN/100 ml**	
Inorganic Constituents							
pH	SM 4500H-B	AB10724	0.1	06-Feb-21	06-Feb-21	**7.5 pH Units**	
Residual Chlorine	SM 4500Cl-G	AB10723	0.05	07-Feb-21	07-Feb-21	**<0.05 mg/l**	

Notes and Definitions

RL Reporting Limit - The lowest amount of a constituent that can be reliably quantified and reported.

Respectfully Submitted,

Steve Jefferson 2/10/2021
Laboratory Director

Pat-Chem Laboratories
1824 1st Street
San Fernando, CA 91340

CHAIN OF CUSTODY RECORD

Phone (818) 639-5300
Fax (818) 639-5306

Environmental Sample

Sample I.D.#: 21B033D

Customer: IPC - Integrated Performance Consultants, Inc.		Project : (MCC) EFF - Daily	
Address: 9297 Research Drive, Irvine, CA 92618		Sampled by: Jesus Andres	P.O. #:
		Report Attention: Ric Vardel / Golan Kfir	Phone #: 949-382-9067

Sample Description	Date Sampled	Time Sampled	# of bottles	Required Tests	Sample Type	Matrix	Bottle Type	Preserve	Field Data (pH / Temperature) pH: Field Lab
EFF	2/6/21	9:25	1	pH, T.Res.Chlorine	Grab	AQ	500 P	4°C	
〃	〃	〃	1	Total Coliform, Fecal Coliform	Grab	AQ	Coli	ST	

RECEIVED
FEB 06 2021
By

Geotracker EDD:
Logcode: IPCI
Global ID: WDR100000359

Signature	Print Name (Company)	Date	Time
Relinquished by: Jesus Andres	Jesus Andres (IPC)	2/6/21	9:50
Received by: Alex Walkowski	Alex Walkowski	2/6/21	11:10
Relinquished by:			
Received by:			
Relinquished by:			
Received by: Alex Walkowski Jr.	FEB 06 2021		13:02

Sample Received Checklist

Temperature upon receipt: 4°C

# of bottles agrees with COC?	Yes No
Samples intact?	Yes No
Samples properly preserved?	Yes No
Samples in holding time?	Yes No

Compliance Monitor

Initial Flow _____

Final Flow _____

Sample Type	Matrix	Bottle Type
Grab	AQ - Water	P - Plastic
Comp	SO - Soil / Sludge	G - Amber Glass
	OT - Other	VOA - 40 ml Vial
		Coli - bacteria

Preservations
HC - HCl
HS - H_2SO_4
HN - HNO_3
HP - H_3PO_4
OH - NaOH
ST - Sodium Thiosulfate
AA - Ascorbic Acid
AI - $AlCl_3$
Cu - $CuSO_4$

Note: Samples are discarded 30 days after results are reported, unless other arrangements are made.

Rev 2 Effective 5/1/17

Pat-Chem Laboratories (PCL) Terms and Conditions

1. Definitions

2. Independent Contractor

3. Orders and Acceptance

4. Limit of Liability

5. Clients Responsibility

6. Cancellation

7. Overriding Agreement

8. Force Majeure

9. Confidentiality

10. Hold Harmless

11. Hazardous Substances

12. Prices/Payments

13. Agreement Modification

14. No Third Party Beneficiaries: No Right of Reliance

15. Rush Analysis

16. Holding Times

17. Sample Retention

18. Sample Pick Up/Field Tech Sampling

PAT-CHEM LABORATORIES
QUALITY ANALYTICAL SERVICES SINCE 1987
1824 1st Street
San Fernando, CA 91340
(818) 639-5300 ph
(818) 639-5306 fx
pat-chem.com

Customer: **Integrated Performance Consultants, Inc.**
9297 Research Drive
Irvine CA, 92618

Attention: Ric Vardel
Report Date: 15-Feb-21 14:20
Subject: (MCC) Daily EFF

Project/P.O.#: (MCC) Daily EFF

Parameter	Method	QC Batch	RL	Prepared	Analyzed	Result	Notes
EFF (Sample I.D.# : 21B0344-01) Collected: 07-Feb-21 By MA of PCL							
Microbiological							
Fecal Coliforms	SM 9221E	AB10722	1.8	07-Feb-21	09-Feb-21	**<1.8 MPN/100 ml**	
Total Coliforms	SM 9221B	AB10722	1.8	07-Feb-21	09-Feb-21	**<1.8 MPN/100 ml**	
Inorganic Constituents							
pH	SM 4500H-B	AB11308	0.1	07-Feb-21	07-Feb-21	**7.6 pH Units**	
Residual Chlorine	SM 4500Cl-G	AB10935	0.05	08-Feb-21	08-Feb-21	**<0.05 mg/l**	

Notes and Definitions

RL Reporting Limit - The lowest amount of a constituent that can be reliably quantified and reported.

Respectfully Submitted,

Steve Jefferson 2/15/2021
Laboratory Director

Pat-Chem Laboratories
1824 1st Street
San Fernando, CA 91340

CHAIN OF CUSTODY RECORD

Phone (818) 639-5300
Fax (818) 639-5306

Environmental Sample

Sample I.D.#: 21B0344

Customer:	IPC - Integrated Performance Consultants, Inc.	Project:	(MCC) EFF - Daily
Address:	9297 Research Drive	Sampled by:	Mario Aguirre
	Irvine CA 92618	Report Attention:	Ric Vardel / Golan Kfir
		P.O. #:	
		Phone #:	949-382-9067

Sample Description	Date Sampled	Time Sampled	# of bottles	Required Tests	Sample Type	Matrix	Bottle Type	Preserve	Field Data (pH / Temperature) pH: Field Lab
EFF	2/7/21	9:52	1	pH, T.Res.Chlorine	Grab	AQ	500ml Plastic	4°C	
"	"	"	1	Total Coliform, Fecal Coliform	Grab	AQ	Coli Bottle	4°C, ST	

RECEIVED
FEB 07 2021
By

Geotracker EDD:
Logcode: IPCI
Global ID: WDR100000359

	Signature	Print Name (Company)	Date	Time
Relinquished by		Mario Aguirre (IPC)	2/7/21	9:56
Received by		Alex Walkw Jr	2/7/21	10:14
Relinquished by				
Received by				
Relinquished by				
Received in lab by		FEB 07 2021		1301

Sample Received Checklist

Temperature upon receipt: 4 °C
# of bottles agrees with COC? (Yes) No
Samples intact? (Yes) No
Samples properly preserved? (Yes) No
Samples in holding time? (Yes) No

Compliance Monitor

Initial Flow _____
Final Flow _____

Sample Type
(G) Grab
Comp

Matrix
(AQ) - Water
SO -Soil / Sludge
OT - Other

Bottle Type
(P) Plastic
G - Amber Glass
VOA - 40 ml Vial
Coli - bacteria

Preservations
HC - HCl
HS - H_2SO_4
HN - HNO_3
HP - H_3PO_4
ON - NaOH
(ST) - Sodium Thiosulfate
AA - Ascorbic Acid
Al - $AlCl_3$
Cu - $CuSO_4$

Note: Samples are discarded 30 days after results are reported, unless other arrangements are made.

Pat-Chem Laboratories (PCL) Terms and Conditions

1. Definitions

2. Independent Contractor

3. Orders and Acceptance

4. Limit of Liability

5. Clients Responsibility

6. Cancellation

7. Overriding Agreement

8. Force Majeure

9. Confidentiality

10. Hold Harmless

11. Hazardous Substances

12. Prices/Payments

13. Agreement Modification

14. No Third Party Beneficiaries: No Right of Reliance

15. Rush Analysis

16. Holding Times

17. Sample Retention

18. Sample Pick Up/Field Tech Sampling

PAT-CHEM LABORATORIES
QUALITY ANALYTICAL SERVICES SINCE 1987
1824 1st Street
San Fernando, CA 91340
(818) 639-5300 ph
(818) 639-5306 fx
pat-chem.com

Customer: **Integrated Performance Consultants, Inc.**
9297 Research Drive
Irvine CA, 92618

Attention: Ric Vardel
Report Date: 15-Feb-21 14:23
Subject: (MCC) Daily EFF

Project/P.O.#: (MCC) Daily EFF

Parameter	Method	QC Batch	RL	Prepared	Analyzed	Result	Notes
EFF (Sample I.D.# : 21B0360-01) Collected: 08-Feb-21 By Carlos A. of IPC							
Microbiological							
Fecal Coliforms	SM 9221E	AB10827	1.8	08-Feb-21	12-Feb-21	**<1.8 MPN/100 ml**	
Total Coliforms	SM 9221B	AB10827	1.8	08-Feb-21	12-Feb-21	**<1.8 MPN/100 ml**	
Inorganic Constituents							
pH	SM 4500H-B	AB11308	0.1	08-Feb-21	08-Feb-21	**6.9 pH Units**	
Residual Chlorine	SM 4500Cl-G	AB10935	0.05	09-Feb-21	09-Feb-21	**<0.05 mg/l**	

Notes and Definitions

RL Reporting Limit - The lowest amount of a constituent that can be reliably quantified and reported.

Respectfully Submitted,

Steve Jefferson 2/15/2021
Laboratory Director

Pat-Chem Laboratories
1824 1st Street
San Fernando, CA 91340

CHAIN OF CUSTODY RECORD

Phone (818) 639-5300
Fax (818) 639-5306

Environmental Sample

Sample I.D.#: 21B0360

Customer:	IPC - Integrated Performance Consultants, Inc.	Project:	(MCC) EFF - Daily
Address:	9297 Research Drive	Sampled by:	Riz Vardel / Golan Kfir
	Irvine CA 92618	Report Attention:	
		P.O. #:	
		Phone #:	949-382-9067

Sample Description	Date Sampled	Time Sampled	# of bottles	Required Tests	Sample Type	Matrix	Bottle Type	Preserve	Field Data (pH / Temperature) pH: (Field) Lab
EFF	02/08/21	1120	1	pH, T.Res.Chlorine	Grab	AQ	500ml Plastic	4°C	6.90/15.4°C
			1	Total Coliform, Fecal Coliform	Grab	AQ	Coli Bottle	4°C, ST	

RECEIVED
FEB 08 2021
By

Geotracker EDD:
Logcode: iPCI
Global ID: WDR100000359

	Signature	Print Name (Company)	Date	Time
Relinquished by		Carlos Alvarez (Cal)	02/08/21	1130
Received by		Armando Olmos (PCL)	2/9/21	12:45
Relinquished by		Armando Olmos (PCL)	2/8/21	14:10
Received by				
Relinquished by				
Received in lab		FEB 08 2021		1444

Note: Samples are discarded 30 days after results are reported, unless other arrangements are made.

Sample Received Checklist

Temperature upon receipt:	4 °C
# of bottles agrees with COC?	(Yes) No
Samples intact?	(Yes) No
Samples properly preserved?	(Yes) No
Samples in holding time?	(Yes) No

Compliance Monitor

Initial Flow _____

Final Flow _____

Sample Type	Matrix	Bottle Type	Preservations
(Grab)	(AQ) - Water	(P) - Plastic	HC - HCl
Comp	SO - Soil / Sludge	G - Amber Glass	HS - H_2SO_4
	OT - Other	VOA - 40 ml Vial	HN - HNO_3
		(Coli) - bacteria	HP - H_3PO_4
			OH - NaOH
			(ST) - Sodium Thiosulfate
			AA - Ascorbic Acid
			AI - $AlCl_3$
			Cu - $CuSO_4$

PAT-CHEM LABORATORIES
QUALITY ANALYTICAL SERVICES SINCE 1987
1824 1st Street
San Fernando, CA 91340
(818) 639-5300 ph
(818) 639-5306 fx
pat-chem.com

Customer: **Integrated Performance Consultants, Inc.**
9297 Research Drive
Irvine CA, 92618

Attention: Ric Vardel
Report Date: 15-Feb-21 14:26
Subject: (MCC) Daily EFF

Project/P.O.#: (MCC) Daily EFF

Parameter	Method	QC Batch	RL	Prepared	Analyzed	Result	Notes
EFF (Sample I.D.# : 21B0394-01) Collected: 09-Feb-21 By Golan Kfir of IPC							
Microbiological							
Fecal Coliforms	SM 9221E	AB10934	1.8	09-Feb-21	12-Feb-21	**<1.8 MPN/100 ml**	
Total Coliforms	SM 9221B	AB10934	1.8	09-Feb-21	12-Feb-21	**<1.8 MPN/100 ml**	
Inorganic Constituents							
pH	SM 4500H-B	AB11308	0.1	09-Feb-21	09-Feb-21	**6.8 pH Units**	
Residual Chlorine	SM 4500Cl-G	AB11139	0.05	10-Feb-21	10-Feb-21	**<0.05 mg/l**	

Notes and Definitions

RL Reporting Limit - The lowest amount of a constituent that can be reliably quantified and reported.

Respectfully Submitted,

Steve Jefferson 2/15/2021
Laboratory Director

Pat-Chem Laboratories
1824 1st Street
San Fernando, CA 91340

CHAIN OF CUSTODY RECORD

Phone (818) 639-5300
Fax (818) 639-5306

Environmental Sample

Sample I.D.#: 21B0394

Customer: IPC - Integrated Performance Consultants, Inc.		Project: (MCC) EFF - Daily	
Address: 9297 Research Drive	Sampled by: Golan Kfir		P.O. #:
Irvine CA 92618	Report Attention: Ric Vardel / Golan Kfir		Phone #: 949-382-9067

Sample Description	Date Sampled	Time Sampled	# of bottles	Required Tests	Sample Type	Matrix	Bottle Type	Preserve	Field Data (pH / Temperature) pH: Field Lab
EFF	2/9/21	10:45	1	pH, T.Res.Chlorine	Grab	AQ	500ml Plastic	4°C	6.8 [illegible]
	"	"	1	Total Coliform, Fecal Coliform	Grab	AQ	Coli Bottle	4°C, ST	

RECEIVED
FEB 09 2021
By [signature]

Geotracker EDD:
Logcode: IPC
Global ID: WDR100000359

Signature	Print Name (Company)	Date	Time
Relinquished by GK	Golan IPC	2/9/21	12:25
Received by [signature]	Armando Olmos (PCL)	2/9/21	12:25
Relinquished by [signature]	Armando Olmos (PCL)	2/9/21	15:00
Received by			
Relinquished by			
Received in lab by [signature]	FEB 09 2021		15:00

Sample Received Checklist

Temperature upon receipt: 4°C
# of bottles agrees with COC? Yes No
Samples intact? Yes No
Samples properly preserved? Yes No
Samples in holding time? Yes No

Compliance Monitor

Initial Flow _____
Final Flow _____

Sample Type
Grab
Comp

Matrix
AQ - Water
SO - Soil / Sludge
OT - Other

Bottle Type
P - Plastic
G - Amber Glass
VOA - 40 ml Vial
Coli - bacteria

Preservations
HC - HCl
HS - H_2SO_4
HN - HNO_3
HP - H_3PO_4
OH - NaOH
ST - Sodium Thiosulfate
AA - Ascorbic Acid
Al - $AlCl_3$
Cu - $CuSO_4$

Note: Samples are discarded 30 days after results are reported, unless other arrangements are made.

Rev 2 Effective 5/1/17

PAT-CHEM LABORATORIES
QUALITY ANALYTICAL SERVICES SINCE 1987
1824 1st Street
San Fernando, CA 91340
(818) 639-5300 ph
(818) 639-5306 fx
pat-chem.com

Customer: **Integrated Performance Consultants, Inc.**
9297 Research Drive
Irvine CA, 92618

Attention: Ric Vardel
Report Date: 15-Feb-21 14:28
Subject: (MCC) Daily EFF

Project/P.O.#: (MCC) Daily EFF

Parameter	Method	QC Batch	RL	Prepared	Analyzed	Result	Notes
EFF (Sample I.D.# : 21B0440-01) Collected: 10-Feb-21 By Carlos A. of IPC							
Microbiological							
Fecal Coliforms	SM 9221E	AB11034	1.8	10-Feb-21	12-Feb-21	**<1.8 MPN/100 ml**	
Total Coliforms	SM 9221B	AB11034	1.8	10-Feb-21	12-Feb-21	**<1.8 MPN/100 ml**	
Inorganic Constituents							
pH	SM 4500H-B	AB11308	0.1	10-Feb-21	10-Feb-21	**7.0 pH Units**	
Residual Chlorine	SM 4500Cl-G	AB11139	0.05	11-Feb-21	11-Feb-21	**<0.05 mg/l**	

Notes and Definitions

RL Reporting Limit - The lowest amount of a constituent that can be reliably quantified and reported.

Respectfully Submitted,

Steve Jefferson 2/15/2021
Laboratory Director

Pat-Chem Laboratories
1824 1st Street
San Fernando, CA 91340

CHAIN OF CUSTODY RECORD

Phone (818) 639-5300
Fax (818) 639-5306

Environmental Sample

Sample I.D.#: 21B0440

Customer: IPC - Integrated Performance Consultants, Inc.

Project : (MCC) EFF - Daily

Address: 9297 Research Drive, Irvine, CA 92618

Sampled by:

Report Attention: Ric Vardel / Golan Kfir

P.O. #:

Phone #: 949-382-9067

Sample Description	Date Sampled	Time Sampled	# of bottles	Required Tests	Sample Type	Matrix	Bottle Type	Preserve	Field Data (pH / Temperature) pH: Field Lab
EFF	02/10/21	1150	1	pH, T.Res.Chlorine	Grab	AQ	500 P	4°C	7.00/14.7°
			1	Total Coliform, Fecal Coliform	Grab	AQ	Coli	ST	

RECEIVED
FEB 10 2021
By

Geotracker EDD:
Logcode: IPCI
Global ID: WDR100000359

	Signature	Print Name (Company)	Date	Time
Relinquished by		Carlos Alvarez (CAL)	02/10/21	1200
Received by		Amanda Olson (IPC)	2/10/21	12:20
Relinquished by		Amanda Olson (IPC)	2/10/21	14:45
Received by				
Relinquished by				
Received for lab by		FEB 10 2021		1508

Sample Received Checklist

Temperature upon receipt: 4°C

# of bottles agrees with COC? (Yes) No

Samples intact? (Yes) No

Samples properly preserved? (Yes) No

Samples in holding time? (Yes) No

Compliance Monitor

Initial Flow _____

Final Flow _____

Sample Type: (Grab) Comp

Matrix: (AQ) - Water; (SO) -Soil / Sludge; OT - Other

Bottle Type: (P) - Plastic; G - Amber Glass; VOA - 40 ml Vial; (Coli) - bacteria

Preservations: HC - HCl; HS - H_2SO_4; HN - HNO_3; HP - H_3PO_4; OH - NaOH; (ST) - Sodium Thiosulfate; AA - Ascorbic Acid; Al - $AlCl_3$; Cu - $CuSO_4$

Note: Samples are discarded 30 days after results are reported, unless other arrangements are made.

Rev 2 Effective 5/1/17

PAT-CHEM LABORATORIES
QUALITY ANALYTICAL SERVICES SINCE 1987
1824 1st Street
San Fernando, CA 91340
(818) 639-5300 ph
(818) 639-5306 fx
pat-chem.com

Customer: **Integrated Performance Consultants, Inc.**
9297 Research Drive
Irvine CA, 92618

Attention: Ric Vardel
Report Date: 23-Feb-21 10:21
Subject: (MCC) Weekly EFF

Project/P.O.#: (MCC) Weekly EFF

Parameter	Method	QC Batch	RL	Prepared	Analyzed	Result	Notes
EFF (Sample I.D.# : 21B0447-01) Collected: 10-Feb-21 By CA							
Physical Properties							
Total Suspended Solids	SM2540D	AB11142	1	11-Feb-21	11-Feb-21	**<1 mg/l**	
Inorganic Constituents							
Ammonia as N	EPA 350.1	AB11523	0.10	15-Feb-21	15-Feb-21	**<0.10 mg/l**	
Nitrate as N	EPA 353.2	AB11207	0.05	11-Feb-21	11-Feb-21	**0.43 mg/l**	
Nitrite as N	EPA 353.2	AB11207	0.05	11-Feb-21	11-Feb-21	**0.08 mg/l**	
Total Kjeldahl Nitrogen	EPA 351.2	AB12218	0.10	22-Feb-21	23-Feb-21	**0.90 mg/l**	
EFF (Sample I.D.# : 21B0447-02) Collected: 09-Feb-21 By CA							
Aggregate Organic Constituents							
Biochemical Oxygen Demand	SM 5210B	AB11136	2	11-Feb-21	16-Feb-21	**4 mg/l**	

Notes and Definitions

RL Reporting Limit - The lowest amount of a constituent that can be reliably quantified and reported.

Respectfully Submitted,

Steve Jefferson 2/23/2021
Laboratory Director

Pat-Chem Laboratories
1824 1st Street
San Fernando, CA 91340

CHAIN OF CUSTODY RECORD

Phone (818) 639-5300
Fax (818) 639-5306

Environmental Sample

Sample I.D.#: 21B0447

Customer: IPC - Integrated Performance Consultants, Inc.		Project: (MCC) EFF - Weekly	
Address: 9297 Research Drive		Sampled by: C D	P.O. #:
Irvine	CA 92618	Report Attention: Ric Vardel / Golan Kfir	Phone #: 949-382-9067

Sample Description	Date Sampled	Time Sampled	# of bottles	Required Tests	Sample Type	Matrix	Bottle Type	Preserve	Field Data (pH / Temperature) pH: Field Lab
EFF	02/10/21	1150	1	TSS	Grab	AQ	1-Liter-Plastic	4°C	
	"	"	1	Ammonia, TKN	Grab	AQ	500ml Plastic	4°C	
	"	"	1	Nitrate, Nitrite	Grab	AQ	250ml Plastic	4°C	
	02/09/21	0000	1	BOD	Comp	AQ	1-Liter-Plastic	4°C	

RECEIVED
FEB 10 2021
By

Geotracker EDD:
Logcode: IPCI
Global ID: WDR100000359

	Signature	Print Name (Company)	Date	Time
Relinquished by		Carlos Alvarez (IPC)	02/10/21	1200
Received by		Armando Diaz (PCL)	2/10/21	12:00
Relinquished by		Armando Diaz (PCL)	2/10/21	14:45
Received by				
Relinquished by				
Received in lab by			FEB 10 2021	1525

Sample Received Checklist

Temperature upon receipt: 4 °C

# of bottles agrees with COC?	(Yes) No
Samples intact?	(Yes) No
Samples properly preserved?	(Yes) No
Samples in holding time?	(Yes) No

Compliance Monitor

Initial Flow _____

Final Flow _____

Sample Type
(Grab)
(Comp)

Matrix
(AQ) - Water
(SO) -Soil / Sludge
(OT) - Other

Bottle Type
(P) - Plastic
(G) - Amber Glass
VOA - 40 ml Vial
Coli - bacteria

Preservations
HC - HCl
HS - H_2SO_4
HN - HNO_3
HP - H_3PO_4
OH - NaOH
ST - Sodium Thiosulfate
AA - Ascorbic Acid
AI - $AlCl_3$
Cu - $CuSO_4$

Note: Samples are discarded 30 days after results are reported, unless other arrangements are made.

Rev 2 Effective 5/1/17

PAT-CHEM LABORATORIES
QUALITY ANALYTICAL SERVICES SINCE 1987
1824 1st Street
San Fernando, CA 91340
(818) 639-5300 ph
(818) 639-5306 fx
pat-chem.com

Customer: **Integrated Performance Consultants, Inc.**
9297 Research Drive
Irvine CA, 92618

Attention: Ric Vardel
Report Date: 15-Feb-21 14:30
Subject: (MCC) Daily EFF

Project/P.O.#: (MCC) Daily EFF

Parameter	Method	QC Batch	RL	Prepared	Analyzed	Result	Notes
EFF (Sample I.D.# : 21B0472-01) Collected: 11-Feb-21 By Carlos A. of IPC							
Microbiological							
Fecal Coliforms	SM 9221E	AB11143	1.8	11-Feb-21	13-Feb-21	**<1.8 MPN/100 ml**	
Total Coliforms	SM 9221B	AB11143	1.8	11-Feb-21	13-Feb-21	**<1.8 MPN/100 ml**	
Inorganic Constituents							
pH	SM 4500H-B	AB11308	0.1	11-Feb-21	11-Feb-21	**7.0 pH Units**	
Residual Chlorine	SM 4500Cl-G	AB11222	0.05	12-Feb-21	12-Feb-21	**<0.05 mg/l**	

Notes and Definitions

RL Reporting Limit - The lowest amount of a constituent that can be reliably quantified and reported.

Respectfully Submitted,



Steve Jefferson 2/15/2021
Laboratory Director

Pat-Chem Laboratories
1824 1st Street
San Fernando, CA 91340

CHAIN OF CUSTODY RECORD

Phone (818) 639-5300
Fax (818) 639-5306

Environmental Sample

Sample I.D.#: 21B0472

Customer:	IPC - Integrated Performance Consultants, Inc.	Project:	(MCC) EFF - Daily
Address:	9297 Research Drive	Sampled by:	Golan Kfir
	Irvine CA 92618	Report Attention:	Ric Vardel / Golan Kfir
P.O. #:		Phone #:	949-382-9067

Sample Description	Date Sampled	Time Sampled	# of bottles	Required Tests	Sample Type	Matrix	Bottle Type	Preserve	Field Data (pH / Temperature) pH: Field Lab
EFF	2/11/21	10:40	1	pH, T.Res.Chlorine	Grab	AQ	500ml Plastic	4°C	7.03/16.4°C
	"	"	1	Total Coliform, Fecal Coliform	Grab	AQ	Coli Bottle	4°C, ST	

RECEIVED
FEB 11 2021
By [signature]

Geotracker EDD:
Logcode: IPCI
Global ID: WDR100000359

Signature	Print Name (Company)	Date	Time
Relinquished by GK	Golan IPC	2/11/21	12:15
Received by [signature]	Armando Olmos IPCI	2/11/21	12:15
Relinquished by [signature]	Armando Olmos IPCI	2/11/21	14:25
Received by			
Relinquished by			
Received in lab by [signature]		FEB 11 2021	1434

Sample Received Checklist

Temperature upon receipt: 4°C

# of bottles agrees with COC? Yes No

Samples intact? Yes No

Samples properly preserved? Yes No

Samples in holding time? Yes No

Compliance Monitor

Initial Flow _____

Final Flow _____

Sample Type
Grab
Comp

Matrix
AQ - Water
SO - Soil / Sludge
OT - Other

Bottle Type
P - Plastic
G - Amber Glass
VOA - 40 ml Vial
Coli - bacteria

Preservations
HC - HCl
HS - H_2SO_4
HN - HNO_3
HP - H_3PO_4
OH - NaOH
ST - Sodium Thiosulfate
AA - Ascorbic Acid
Al - $AlCl_3$
Cu - $CuSO_4$

Note: Samples are discarded 30 days after results are reported, unless other arrangements are made.

Rev 2 Effective 5/1/17

PAT-CHEM LABORATORIES
QUALITY ANALYTICAL SERVICES SINCE 1987
1824 1st Street
San Fernando, CA 91340
(818) 639-5300 ph
(818) 639-5306 fx
pat-chem.com

Customer: **Integrated Performance Consultants, Inc.**
9297 Research Drive
Irvine CA, 92618

Attention: Ric Vardel
Report Date: 19-Feb-21 12:23
Subject: (MCC) Weekly INF

Project/P.O.#: (MCC) Weekly INF

Parameter	Method	QC Batch	RL	Prepared	Analyzed	Result	Notes
INF (Sample I.D.# : 21B0495-01) Collected: 11-Feb-21 By C.A of IPC							
Physical Properties							
Total Suspended Solids	SM2540D	AB11312	1	13-Feb-21	14-Feb-21	**232 mg/l**	
Aggregate Organic Constituents							
Biochemical Oxygen Demand	SM 5210B	AB11425	2	14-Feb-21	19-Feb-21	**380 mg/l**	

Notes and Definitions

RL Reporting Limit - The lowest amount of a constituent that can be reliably quantified and reported.

Respectfully Submitted,

Steve Jefferson 2/19/2021
Laboratory Director

Pat-Chem Laboratories
1824 1st Street
San Fernando, CA 91340

CHAIN OF CUSTODY RECORD

Phone (818) 639-5300
Fax (818) 639-5306

Environmental Sample

Sample I.D.#: 21B0495

Customer:	IPC - Integrated Performance Consultants, Inc.	Project:	(MCC) INF - Weekly
Address:	9297 Research Drive Irvine CA 92618	Sampled by:	Ric Vardel / Golan Kfir
		Report Attention:	
P.O. #:		Phone #:	949-382-9067

Sample Description	Date Sampled	Time Sampled	# of bottles	Required Tests	Sample Type	Matrix	Bottle Type	Preserve	Field Data (pH / Temperature) pH: Field Lab
INF	02/11/21	0930	1	TSS	Comp	AQ	1L P	4°C	
			1	BOD	Comp	AQ	1L P	4°C	

RECEIVED
FEB 12 2021
By [signature]

Geotracker EDD:
Logcode: IPCI
Global ID: WDR100000359

	Signature	Print Name (Company)	Date	Time
Relinquished by	[signature]	Carlos Alvarez (IPC)	02/12/21	13:05
Received by	[signature]	Arnold Ok (Fas)	2/12/21	13:05
Relinquished by	[signature]	[illegible]		14:45
Received by				
Relinquished by				
Received in lab by	[signature]	FEB 12 2021		1445

Sample Received Checklist

Temperature upon receipt: 4°C

# of bottles agrees with COC?	Yes	No
Samples intact?	Yes	No
Samples properly preserved?	Yes	No
Samples in holding time?	Yes	No

Compliance Monitor

Initial Flow _____

Final Flow _____

Sample Type
Grab
Comp

Matrix
AQ - Water
SO - Soil / Sludge
OT - Other

Bottle Type
P - Plastic
G - Amber Glass
VOA - 40 ml Vial
Coli - bacteria

Preservations
HC - HCl
HS - H_2SO_4
HN - HNO_3
HP - H_3PO_4
OH - NaOH
ST - Sodium Thiosulfate
AA - Ascorbic Acid
Al - $AlCl_3$
Cu - $CuSO_4$

Note: Samples are discarded 30 days after results are reported, unless other arrangements are made.

Rev 2 Effective 5/1/17

PAT-CHEM LABORATORIES
QUALITY ANALYTICAL SERVICES SINCE 1987
1824 1st Street
San Fernando, CA 91340
(818) 639-5300 ph
(818) 639-5306 fx
pat-chem.com

Customer: **Integrated Performance Consultants, Inc.**
9297 Research Drive
Irvine CA, 92618

Attention: Ric Vardel
Report Date: 15-Feb-21 14:33
Subject: (MCC) Daily EFF

Project/P.O.#: (MCC) Daily EFF

Parameter	Method	QC Batch	RL	Prepared	Analyzed	Result	Notes
EFF (Sample I.D.# : 21B0493-01) Collected: 12-Feb-21 By Carlos A. of IPC							
Microbiological							
Fecal Coliforms	SM 9221E	AB11223	1.8	12-Feb-21	14-Feb-21	**<1.8 MPN/100 ml**	
Total Coliforms	SM 9221B	AB11223	1.8	12-Feb-21	14-Feb-21	**<1.8 MPN/100 ml**	
Inorganic Constituents							
pH	SM 4500H-B	AB11308	0.1	12-Feb-21	12-Feb-21	**7.3 pH Units**	
Residual Chlorine	SM 4500Cl-G	AB11307	0.05	13-Feb-21	13-Feb-21	**<0.05 mg/l**	

Notes and Definitions

RL Reporting Limit - The lowest amount of a constituent that can be reliably quantified and reported.

Respectfully Submitted,

Steve Jefferson 2/15/2021
Laboratory Director

Pat-Chem Laboratories
1824 1st Street
San Fernando, CA 91340

CHAIN OF CUSTODY RECORD

Phone (818) 639-5300
Fax (818) 639-5306

Environmental Sample

Sample I.D.#: 21B0493

Customer: IPC - Integrated Performance Consultants, Inc.		Project: (MCC) EFF - Daily	
Address: 9297 Research Drive	Sampled by:		P.O. #:
Irvine CA 92618	Report Attention: Ric Vardel / Golan Kfir		Phone #: 949-382-9067

Sample Description	Date Sampled	Time Sampled	# of bottles	Required Tests	Sample Type	Matrix	Bottle Type	Preserve	Field Data (pH / Temperature) pH: Field Lab
EFF	02/12/21	1050	1	pH, T.Res.Chlorine	Grab	AQ	500ml Plastic	4°C	7.77/17.9°C
			1	Total Coliform, Fecal Coliform	Grab	AQ	Coli Bottle	4°C, ST	
1	1	1							

RECEIVED
FEB 12 2021
By [signature]

Geotracker EDD:
Logcode: IPCI
Global ID: WDR100000359

	Signature	Print Name (Company)	Date	Time
Relinquished by	[signature]	Carlos Alvarez (IPC)	02/12/21	1120
Received by	[signature]	Hornelo Ola (IPC)	2/12/21	13:05
Relinquished by	[signature]	Armando Olmos (IPC)	2/12/21	14:45
Received by				
Relinquished by				
Received in lab by	[signature]	FEB 12 2021		1454

Sample Received Checklist

Temperature upon receipt: 4°C
# of bottles agrees with COC? Yes No
Samples intact? Yes No
Samples properly preserved? Yes No
Samples in holding time? Yes No

Compliance Monitor

Initial Flow _____
Final Flow _____

Sample Type
Grab
Comp

Matrix
AQ - Water
SO - Soil / Sludge
OT - Other

Bottle Type
P - Plastic
G - Amber Glass
VOA - 40 ml Vial
Coli - bacteria

Preservations
HC - HCl
HS - H_2SO_4
HN - HNO_3
HP - H_3PO_4
OH - NaOH
ST - Sodium Thiosulfate
AA - Ascorbic Acid
Al - $AlCl_3$
Cu - $CuSO_4$

Note: Samples are discarded 30 days after results are reported, unless other arrangements are made.

Rev 2 Effective 5/1/17

PAT-CHEM LABORATORIES
QUALITY ANALYTICAL SERVICES SINCE 1987
1824 1st Street
San Fernando, CA 91340
(818) 639-5300 ph
(818) 639-5306 fx
pat-chem.com

Customer: **Integrated Performance Consultants, Inc.**
9297 Research Drive
Irvine CA, 92618

Attention: Ric Vardel
Report Date: 15-Feb-21 15:50
Subject: (MCC) Daily EFF

Project/P.O.#: (MCC) Daily EFF

Parameter	Method	QC Batch	RL	Prepared	Analyzed	Result	Notes
EFF (Sample I.D.# : 21B0504-01) Collected: 13-Feb-21 By JA of IPC							
Microbiological							
Fecal Coliforms	SM 9221E	AB11306	1.8	13-Feb-21	15-Feb-21	**<1.8 MPN/100 ml**	
Total Coliforms	SM 9221B	AB11306	1.8	13-Feb-21	15-Feb-21	**<1.8 MPN/100 ml**	
Inorganic Constituents							
pH	SM 4500H-B	AB11318	0.1	13-Feb-21	13-Feb-21	**7.7 pH Units**	
Residual Chlorine	SM 4500Cl-G	AB11319	0.05	13-Feb-21	13-Feb-21	**<0.05 mg/l**	

Notes and Definitions

RL Reporting Limit - The lowest amount of a constituent that can be reliably quantified and reported.

Respectfully Submitted,

Steve Jefferson 2/15/2021
Laboratory Director

Pat-Chem Laboratories
1824 1st Street
San Fernando, CA 91340

CHAIN OF CUSTODY RECORD

Phone (818) 639-5300
Fax (818) 639-5306

Environmental Sample

Sample I.D.#: 21B0504

Customer:	IPC - Integrated Performance Consultants, Inc.	Project :	(MCC) EFF - Daily
Address:	9297 Research Drive	Sampled by:	Jesus Avalos
	Irvine CA 92618	Report Attention:	Ric Vardel / Golan Kfir
		P.O. #:	
		Phone #:	949-382-9067

Sample Description	Date Sampled	Time Sampled	# of bottles	Required Tests	Sample Type	Matrix	Bottle Type	Preserve	Field Data (pH / Temperature) pH: Field Lab
EFF	2/13/21	9:50	1	pH, T.Res.Chlorine	Grab	AQ	500ml Plastic	4°C	
"	"	"	1	Total Coliform, Fecal Coliform	Grab	AQ	Coli Bottle	4°C, ST	

RECEIVED
FEB 13 2021
By

Geotracker EDD:
Logcode: IPCI
Global ID: WDR100000359

Signature	Print Name (Company)	Date	Time
Relinquished by: Jesus Avalos	Jesus Avalos (IPC)	2/13/21	10:00
Received by: Alex Walk Jr.	Alex Walk	2/13/21	1145
Relinquished by:			
Received by:			
Relinquished by:			
Received by: Alex Walk Jr.	FEB 13 2021		1415

Sample Received Checklist

Temperature upon receipt: 4 °C

# of bottles agrees with COC?	Yes	No
Samples intact?	Yes	No
Samples properly preserved?	Yes	No
Samples in holding time?	Yes	No

Compliance Monitor

Initial Flow _____

Final Flow _____

Sample Type
Grab
Comp

Matrix
AQ - Water
SO - Soil / Sludge
OT - Other

Bottle Type
P - Plastic
G - Amber Glass
VOA - 40 ml Vial
Coli - bacteria

Preservations
HC - HCl
HS - H_2SO_4
HN - HNO_3
HP - H_3PO_4
OH - NaOH
ST - Sodium Thiosulfate
AA - Ascorbic Acid
Al - $AlCl_3$
Cu - $CuSO_4$

Note: Samples are discarded 30 days after results are reported, unless other arrangements are made.

Rev 2 Effective 5/1/17

PAT-CHEM LABORATORIES
QUALITY ANALYTICAL SERVICES SINCE 1987
1824 1st Street
San Fernando, CA 91340
(818) 639-5300 ph
(818) 639-5306 fx
pat-chem.com

Customer: **Integrated Performance Consultants, Inc.**
9297 Research Drive
Irvine CA, 92618

Attention: Ric Vardel
Report Date: 22-Feb-21 10:23
Subject: (MCC) Daily EFF

Project/P.O.#: (MCC) Daily EFF

Parameter	Method	QC Batch	RL	Prepared	Analyzed	Result	Notes
EFF (Sample I.D.# : 21B0509-01) Collected: 14-Feb-21 By MA of PCL							
Microbiological							
Fecal Coliforms	SM 9221E	AB11423	1.8	14-Feb-21	16-Feb-21	**<1.8 MPN/100 ml**	
Total Coliforms	SM 9221B	AB11423	1.8	14-Feb-21	16-Feb-21	**<1.8 MPN/100 ml**	
Inorganic Constituents							
pH	SM 4500H-B	AB12015	0.1	14-Feb-21	14-Feb-21	**7.8 pH Units**	
Residual Chlorine	SM 4500Cl-G	AB11529	0.05	15-Feb-21	15-Feb-21	**<0.05 mg/l**	

Notes and Definitions

RL Reporting Limit - The lowest amount of a constituent that can be reliably quantified and reported.

Respectfully Submitted,

Steve Jefferson 2/22/2021
Laboratory Director

Pat-Chem Laboratories
1824 1st Street
San Fernando, CA 91340

CHAIN OF CUSTODY RECORD

Phone (818) 639-5300
Fax (818) 639-5306

Environmental Sample

Sample I.D.#: 21B0509

Customer:	IPC - Integrated Performance Consultants, Inc.	Project:	(MCC) EFF - Daily
Address:	9297 Research Drive	Sampled by:	Mario Aguirre
	Irvine CA 92618	Report Attention:	Ric Vardel / Golan Kfir
		P.O. #:	
		Phone #:	949-382-9067

Sample Description	Date Sampled	Time Sampled	# of bottles	Required Tests	Sample Type	Matrix	Bottle Type	Preserve	Field Data (pH / Temperature) pH: Field Lab
EFF	2/14/21	9:48	1	pH, T.Res.Chlorine	Grab	AQ	500ml Plastic	4°C	
"	"	"	1	Total Coliform, Fecal Coliform	Grab	AQ	Coli Bottle	4°C, ST	

RECEIVED
FEB 14 2021
By

Geotracker EDD:
Logcode: IPCI
Global ID: WDR10000035

Signature	Print Name (Company)	Date	Time
Relinquished by	Mario Aguirre (IPC)	2/14/21	9:52
Received by	Alex Walker Jr	2/14/21	12:00
Relinquished by			
Received by			
Relinquished by			
Received in lab by		FEB 14 2021	1501

Sample Received Checklist

Temperature upon receipt: 4 °C
# of bottles agrees with COC? (Yes) No
Samples intact? (Yes) No
Samples properly preserved? (Yes) No
Samples in holding time? (Yes) No

Compliance Monitor

Initial Flow _____
Final Flow _____

Sample Type: (Grab) Comp
Matrix: (AQ) - Water; SO -Soil / Sludge; OT - Other
Bottle Type: (P) - Plastic; G - Amber Glass; VOA - 40 ml Vial; Coli - bacteria

Preservations: HC - HCl; HS - H_2SO_4; HN - HNO_3; HP - H_3PO_4; OH - NaOH; (ST) Sodium Thiosulfate; AA - Ascorbic Acid; AI - $AlCl_3$; Cu - $CuSO_4$

Note: Samples are discarded 30 days after results are reported, unless other arrangements are made.

PAT-CHEM LABORATORIES
QUALITY ANALYTICAL SERVICES SINCE 1987
1824 1st Street
San Fernando, CA 91340
(818) 639-5300 ph
(818) 639-5306 fx
pat-chem.com

Customer: **Integrated Performance Consultants, Inc.**
9297 Research Drive
Irvine CA, 92618

Attention: Ric Vardel
Report Date: 22-Feb-21 10:26
Subject: (MCC) Daily EFF

Project/P.O.#: (MCC) Daily EFF

Parameter	Method	QC Batch	RL	Prepared	Analyzed	Result	Notes
EFF (Sample I.D.# : 21B0525-01) Collected: 15-Feb-21 By MS of PCL							
Microbiological							
Fecal Coliforms	SM 9221E	AB11530	1.8	15-Feb-21	18-Feb-21	**<1.8 MPN/100 ml**	
Total Coliforms	SM 9221B	AB11530	1.8	15-Feb-21	18-Feb-21	**<1.8 MPN/100 ml**	
Inorganic Constituents							
pH	SM 4500H-B	AB12015	0.1	15-Feb-21	15-Feb-21	**7.7 pH Units**	
Residual Chlorine	SM 4500Cl-G	AB11642	0.05	16-Feb-21	16-Feb-21	**<0.05 mg/l**	

Notes and Definitions

RL Reporting Limit - The lowest amount of a constituent that can be reliably quantified and reported.

Respectfully Submitted,

Steve Jefferson 2/22/2021
Laboratory Director

Pat-Chem Laboratories
1824 1st Street
San Fernando, CA 91340

CHAIN OF CUSTODY RECORD

Phone (818) 639-5300
Fax (818) 639-5306

Environmental Sample

Sample I.D.#: 21B0525

Customer:	IPC - Integrated Performance Consultants, Inc.	Project:	(MCC) EFF - Daily
Address:	9297 Research Drive	Sampled by:	
	Irvine CA 92618	Report Attention:	Ric Vardel / Golan Kfir
		P.O. #:	
		Phone #:	949-382-9067

Sample Description	Date Sampled	Time Sampled	# of bottles	Required Tests	Sample Type	Matrix	Bottle Type	Preserve	Field Data (pH / Temperature) pH: Field Lab
EFF	02/15/21	1145	1	pH, T.Res.Chlorine	Grab	AQ	500ml Plastic	4°C	7.69/20.6°C
1	1	1	1	Total Coliform, Fecal Coliform	Grab	AQ	Coli Bottle	4°C, ST	

Geotracker EDD:
Logcode: IPCI
Global ID: WDR100000359

	Signature	Print Name (Company)	Date	Time
Relinquished by		Carlos Alvarez (PCL)	02/15/21	
Received by		MARIO SANTIESTEBAN (PCL)		1435
Relinquished by				
Received by				
Relinquished by				
Received in lab by		MARIO SANTIESTEBAN (PCL)	2/15/21	1624

Sample Received Checklist

Temperature upon receipt: 4°C

# of bottles agrees with COC?	Yes	No
Samples intact?	Yes	No
Samples properly preserved?	Yes	No
Samples in holding time?	Yes	No

Compliance Monitor

Initial Flow _____

Final Flow _____

Sample Type	Preservations
Grab Comp	HC - HCl HS - H_2SO_4 HN - HNO_3 HP - H_3PO_4 OH - NaOH ST - Sodium Thiosulfate AA - Ascorbic Acid Al - $AlCl_3$ Cu - $CuSO_4$
Matrix AQ - Water SO - Soil / Sludge OT - Other	
Bottle Type P - Plastic G - Amber Glass VOA - 40 ml Vial Coli - bacteria	

Note: Samples are discarded 30 days after results are reported, unless other arrangements are made.

PAT-CHEM LABORATORIES
QUALITY ANALYTICAL SERVICES SINCE 1987
1824 1st Street
San Fernando, CA 91340
(818) 639-5300 ph
(818) 639-5306 fx
pat-chem.com

Customer: **Integrated Performance Consultants, Inc.**
9297 Research Drive
Irvine CA, 92618

Attention: Ric Vardel
Report Date: 22-Feb-21 10:28
Subject: (MCC) Daily EFF

Project/P.O.#: (MCC) Daily EFF

Parameter	Method	QC Batch	RL	Prepared	Analyzed	Result	Notes
EFF (Sample I.D.# : 21B0551-01) Collected: 16-Feb-21 By CM of PCL							
Microbiological							
Fecal Coliforms	SM 9221E	AB11647	1.8	16-Feb-21	20-Feb-21	**<1.8 MPN/100 ml**	
Total Coliforms	SM 9221B	AB11647	1.8	16-Feb-21	20-Feb-21	**<1.8 MPN/100 ml**	
Inorganic Constituents							
pH	SM 4500H-B	AB12015	0.1	16-Feb-21	16-Feb-21	**6.6 pH Units**	
Residual Chlorine	SM 4500Cl-G	AB11738	0.05	17-Feb-21	17-Feb-21	**<0.05 mg/l**	

Notes and Definitions

RL Reporting Limit - The lowest amount of a constituent that can be reliably quantified and reported.

Respectfully Submitted,

Steve Jefferson 2/22/2021
Laboratory Director

Pat-Chem Laboratories
1824 1st Street
San Fernando, CA 91340

CHAIN OF CUSTODY RECORD

Phone (818) 639-5300
Fax (818) 639-5306

Environmental Sample

Sample I.D.#: 2130551

Customer:	IPC - Integrated Performance Consultants, Inc.	Project:	(MCC) EFF - Daily
Address:	9297 Research Drive	Sampled by:	
	Irvine CA 92618	Report Attention:	Rich Vardel / Golan Kfir
		P.O. #:	
		Phone #:	949-382-9067

Sample Description	Date Sampled	Time Sampled	# of bottles	Required Tests	Sample Type	Matrix	Bottle Type	Preserve	Field Data (pH / Temperature) pH: Field Lab
EFF	02/16/21	1145	1	pH, T.Res Chlorine	Grab	AQ	500ml Plastic	4°C	6.6 / 18.9 °C
			1	Total Coliform, Fecal Coliform	Grab	AQ	Coli Bottle	4°C, ST	
	1	1							

RECEIVED
FEB 16 2021
BY

Geotracker EDD:
Logcode: IPCI
Global ID: WDR100000359

	Signature	Print Name (Company)	Date	Time
Relinquished by		Carlos Alvarez (IPC)	02/16/21	1155
Received by		Cindy Martinez	2/16/21	13:05
Relinquished by		Cindy M	2/16/21	14:00
Received by				
Relinquished by				
Received in lab by		FEB 16 2021		1353

Sample Received Checklist

Temperature upon receipt: 4 °C

# of bottles agrees with COC?	Yes	No
Samples intact?	Yes	No
Samples properly preserved?	Yes	No
Samples in holding time?	Yes	No

Compliance Monitor

Initial Flow _____

Final Flow _____

Sample Type	Matrix	Bottle Type
Grab	AQ - Water	P - Plastic
Comp	SO - Soil / Sludge	G - Amber Glass
	OT - Other	VOA - 40 ml Vial
		Coli - bacteria

Preservations
HC - HCl
HS - H_2SO_4
HN - HNO_3
HP - H_3PO_4
OH - NaOH
ST - Sodium Thiosulfate
AA - Ascorbic Acid
AI - $AlCl_3$
Cu - $CuSO_4$

Note: Samples are discarded 30 days after results are reported, unless other arrangements are made.

Rev 2 Effective 5/1/17

PAT-CHEM LABORATORIES
QUALITY ANALYTICAL SERVICES SINCE 1987
1824 1st Street
San Fernando, CA 91340
(818) 639-5300 ph
(818) 639-5306 fx
pat-chem.com

Customer: **Integrated Performance Consultants, Inc.**
9297 Research Drive
Irvine CA, 92618

Attention: Ric Vardel
Report Date: 24-Feb-21 10:35
Subject: (MCC) Weekly INF

Project/P.O.#: (MCC) Weekly INF

Parameter	Method	QC Batch	RL	Prepared	Analyzed	Result	Notes
INF (Sample I.D.# : 21B0605-01) Collected: 16-Feb-21 By JL of IPC							
Physical Properties							
Total Suspended Solids	SM2540D	AB11834	1	18-Feb-21	18-Feb-21	**313 mg/l**	
Aggregate Organic Constituents							
Biochemical Oxygen Demand	SM 5210B	AB11833	2	18-Feb-21	23-Feb-21	**414 mg/l**	

Notes and Definitions

RL Reporting Limit - The lowest amount of a constituent that can be reliably quantified and reported.

Respectfully Submitted,

Steve Jefferson 2/24/2021
Laboratory Director

Pat-Chem Laboratories
1824 1st Street
San Fernando, CA 91340

CHAIN OF CUSTODY RECORD

Phone (818) 639-5300
Fax (818) 639-5306

Environmental Sample

Sample I.D.#: 21B0605

Customer:	IPC - Integrated Performance Consultants, Inc.	Project :	(MCC) INF - Weekly
Address:	9297 Research Drive Irvine CA 92618	Sampled by:	~~Ric Vardell/ Golan Kfir~~
		Report Attention:	
		P.O. #:	
		Phone #:	949-382-9067

Sample Description	Date Sampled	Time Sampled	# of bottles	Required Tests	Sample Type	Matrix	Bottle Type	Preserve	Field Data (pH / Temperature) pH: Field Lab
INF			1	TSS	Comp	AQ	1L P	4°C	7.01 / 14.2
COMP	021621	00:00	1	BOD	Comp	AQ	1L P	4°C	
	/	/							

RECEIVED
FEB 17 2021
By

Geotracker EDD.
Logcode: IPCI
Global ID: WDR100000359

Signature	Print Name (Company)	Date	Time
Relinquished by	Julio Leal	021721	2:05
Received by	Cindy M	2-17-21	2:05
Relinquished by	Cindy Warren	2-17-21	15:45
Received by			
Relinquished by			
Received in lab by		FEB 17 2021	1655

Note: Samples are discarded 30 days after results are reported, unless other arrangements are made.

Sample Received Checklist

Temperature upon receipt: 4°C
# of bottles agrees with COC? Yes No
Samples intact? Yes No
Samples properly preserved? Yes No
Samples in holding time? Yes No

Compliance Monitor

Initial Flow _____
Final Flow _____

Sample Type
~~Grab~~
Comp

Matrix
AQ - Water
SO -Soil / Sludge
OT - Other

Bottle Type
P - Plastic
G - Amber Glass
VOA - 40 ml Vial
Coli - bacteria

Preservations
HC - HCl
HS - H_2SO_4
HN - HNO_3
HP - H_3PO_4
OH - NaOH
ST - Sodium Thiosulfate
AA - Ascorbic Acid
AI - $AlCl_3$
Cu - $CuSO_4$

PAT-CHEM LABORATORIES
QUALITY ANALYTICAL SERVICES SINCE 1987
1824 1st Street
San Fernando, CA 91340
(818) 639-5300 ph
(818) 639-5306 fx
pat-chem.com

Customer: **Integrated Performance Consultants, Inc.**
9297 Research Drive
Irvine CA, 92618

Attention: Ric Vardel
Report Date: 22-Feb-21 10:31
Subject: (MCC) Daily EFF

Project/P.O.#: (MCC) Daily EFF

Parameter	Method	QC Batch	RL	Prepared	Analyzed	Result	Notes
EFF (Sample I.D.# : 21B0602-01) Collected: 17-Feb-21 By JL of IPC							
Microbiological							
Fecal Coliforms	SM 9221E	AB11735	1.8	17-Feb-21	19-Feb-21	**<1.8 MPN/100 ml**	
Total Coliforms	SM 9221B	AB11735	1.8	17-Feb-21	19-Feb-21	**<1.8 MPN/100 ml**	
Inorganic Constituents							
pH	SM 4500H-B	AB12015	0.1	17-Feb-21	17-Feb-21	**7.1 pH Units**	
Residual Chlorine	SM 4500Cl-G	AB11921	0.05	18-Feb-21	18-Feb-21	**<0.05 mg/l**	

Notes and Definitions

RL Reporting Limit - The lowest amount of a constituent that can be reliably quantified and reported.

Respectfully Submitted,

Steve Jefferson 2/22/2021
Laboratory Director

Pat-Chem Laboratories
1824 1st Street
San Fernando, CA 91340

CHAIN OF CUSTODY RECORD

Phone (818) 639-5300
Fax (818) 639-5306

Environmental Sample

Sample I.D.#: 21B0602

Customer:	IPC - Integrated Performance Consultants, Inc	Project:	(MCC) EFF - Daily
Address:	9297 Research Drive	Sampled by:	Julio Lea / Ric Vardel / Golan Kfir
	Irvine CA 92618	Report Attention:	P.O. #: Phone #: 949-382-9067

Sample Description	Date Sampled	Time Sampled	# of bottles	Required Tests	Sample Type	Matrix	Bottle Type	Preserve	Field Data (pH / Temperature) pH: Field Lab
EFF	02/17/21	12:45	1	pH, T.Res.Chlorine	Grab	AQ	500ml Plastic	4°C	7.1 / 19.5
	/	/	1	Total Coliform, Fecal Coliform	Grab	AQ	Coli Bottle	4°C, ST	

RECEIVED
FEB 17 2021
By

Geotracker EDD:
Logcode: IPCI
Global ID: WDR100000359

Signature	Print Name (Company)	Date	Time
Relinquished by	Julio Lea	02/17/21	2:05
Received by	Cindy Norman	2/17/21	2:05
Relinquished by	Cindy Norman	2/17/21	15:45
Received by			
Relinquished by			
Received lab by		FEB 17 2021	1644

Sample Received Checklist

Temperature upon receipt: 4 °C

# of bottles agrees with COC?	Yes	No
Samples intact?	Yes	No
Samples properly preserved?	Yes	No
Samples in holding time?	Yes	No

Compliance Monitor

Initial Flow _____

Final Flow _____

Sample Type	Preservations
Grab Comp	HC - HCl HS - H_2SO_4 HN - HNO_3 HP - H_3PO_4 OH - NaOH ST - Sodium Thiosulfate AA - Ascorbic Acid Al - $AlCl_3$ Cu - $CuSO_4$
Matrix AQ - Water SO - Soil / Sludge OT - Other	
Bottle Type P - Plastic G - Amber Glass VOA - 40 ml Vial Coli - bacteria	

Note: Samples are discarded 30 days after results are reported, unless other arrangements are made.

Rev 2 Effective 5/1/17

PAT-CHEM LABORATORIES
QUALITY ANALYTICAL SERVICES SINCE 1987
1824 1st Street
San Fernando, CA 91340
(818) 639-5300 ph
(818) 639-5306 fx
pat-chem.com

Customer: **Integrated Performance Consultants, Inc.**
9297 Research Drive
Irvine CA, 92618

Attention: Ric Vardel
Report Date: 25-Feb-21 12:03
Subject: (MCC) Weekly EFF

Project/P.O.#: (MCC) Weekly EFF

Parameter	Method	QC Batch	RL	Prepared	Analyzed	Result	Notes
EFF (Sample I.D.# : 21B0604-01) Collected: 17-Feb-21 By JL of IPC							
Physical Properties							
Total Suspended Solids	SM2540D	AB11834	1	18-Feb-21	18-Feb-21	**<1 mg/l**	
Inorganic Constituents							
Ammonia as N	EPA 350.1	AB11830	0.10	18-Feb-21	18-Feb-21	**<0.10 mg/l**	
Nitrate as N	EPA 353.2	AB11831	0.10	18-Feb-21	18-Feb-21	**1.36 mg/l**	
Nitrite as N	EPA 353.2	AB11831	0.05	18-Feb-21	18-Feb-21	**<0.05 mg/l**	
Total Kjeldahl Nitrogen	EPA 351.2	AB12423	0.10	24-Feb-21	25-Feb-21	**0.71 mg/l**	
EFF (Sample I.D.# : 21B0604-02) Collected: 16-Feb-21 By JL of IPC							
Aggregate Organic Constituents							
Biochemical Oxygen Demand	SM 5210B	AB11833	2	18-Feb-21	23-Feb-21	**3 mg/l**	

Notes and Definitions

RL Reporting Limit - The lowest amount of a constituent that can be reliably quantified and reported.

Respectfully Submitted,



Steve Jefferson 2/25/2021
Laboratory Director

Pat-Chem Laboratories
1824 1st Street
San Fernando, CA 91340

CHAIN OF CUSTODY RECORD

Phone (818) 639-5300
Fax (818) 639-5306

Environmental Sample

Sample I.D.#: 2180604

Customer: [illegible] Project: (MCC) EFF - Monthly

Address: 9297 Research Drive Sampled by: Julio Lara

Irvine CA 92618 Report Attention: Ric Vardel / Gillian Kirr P.O. #:

Phone #: 949-382-5057

Sample Description	Date Sampled	Time Sampled	# of bottles	Required Tests	Sample Type	Matrix	Bottle Type	Preserve	Field Data (pH / Temperature) pH: Field Lab
EFF	02-17-21	12:45	1	TSS	Grab	AQ	1-Liter-Plastic	4°C	7// 17.3
	"	"	1	Ammonia, TKN	Grab	AQ	500ml Plastic	4°C	
	"	"	1	Nitrate, Nitrite	Grab	AQ	250ml Plastic	4°C	
COMP	02-16-21	12[illegible]	1	BOD	Comp	AQ	1-Liter-Plastic	4°C	

RECEIVED
FEB 17 2021
By

Geotracker EDD:
Logcode: IPCI
Global ID: WDR100000359

Signature	Print Name (Company)	Date	Time
Relinquished by	Julio Lara	021721	2:05
Received by	[illegible]	2/17/21	2:05
Relinquished by	Cindy Mayhew	2-17-21	15:45
Received by			
Relinquished by			
Received in lab by		FEB 17 2021	1652

Sample Received Checklist

Temperature upon receipt: 4.2 °C

# of bottles agrees with COC? Yes No

Samples intact? Yes No

Samples properly preserved? Yes No

Samples in holding time? Yes No

Compliance Monitor

Initial Flow _____

Final Flow _____

Sample Type
Grab
Comp

Matrix
AQ - Water
SO - Soil / Sludge
OT - Other

Bottle Type
P - Plastic
G - Amber Glass
VOA - 40 ml Vial
Coli - bacteria

Preservations
HC - HCl
HS - H_2SO_4
HN - HNO_3
HP - H_3PO_4
OH - NaOH
ST - Sodium Thiosulfate
AA - Ascorbic Acid
Al - $AlCl_3$
Cu - $CuSO_4$

Note: Samples are discarded 30 days after results are reported, unless other arrangements are made.

Rev 2 Effective 5/1/17

PAT-CHEM LABORATORIES
QUALITY ANALYTICAL SERVICES SINCE 1987
1824 1st Street
San Fernando, CA 91340
(818) 639-5300 ph
(818) 639-5306 fx
pat-chem.com

Customer: **Integrated Performance Consultants, Inc.**
9297 Research Drive
Irvine CA, 92618

Attention: Ric Vardel
Report Date: 22-Feb-21 10:34
Subject: (MCC) Daily EFF

Project/P.O.#: (MCC) Daily EFF

Parameter	Method	QC Batch	RL	Prepared	Analyzed	Result	Notes
EFF (Sample I.D.# : 21B0625-01) Collected: 18-Feb-21 By C.A of IPC							
Microbiological							
Fecal Coliforms	SM 9221E	AB11838	1.8	18-Feb-21	20-Feb-21	**<1.8 MPN/100 ml**	
Total Coliforms	SM 9221B	AB11838	1.8	18-Feb-21	20-Feb-21	**<1.8 MPN/100 ml**	
Inorganic Constituents							
pH	SM 4500H-B	AB12015	0.1	18-Feb-21	18-Feb-21	**6.8 pH Units**	
Residual Chlorine	SM 4500Cl-G	AB11921	0.05	19-Feb-21	19-Feb-21	**<0.05 mg/l**	

Notes and Definitions

RL Reporting Limit - The lowest amount of a constituent that can be reliably quantified and reported.

Respectfully Submitted,

Steve Jefferson 2/22/2021
Laboratory Director

Pat-Chem Laboratories
1824 1st Street
San Fernando, CA 91340

CHAIN OF CUSTODY RECORD

Phone (818) 639-5300
Fax (818) 639-5306

Environmental Sample

Sample I.D.#: 2180625

Customer:	IPC - Integrated Performance Consultants, Inc.	Project	(MCC) EFF - Daily
Address:	9297 Research Drive	Sampled by:	Ric Vardel / Golan Kfir
	Irvine CA 92618	Report Attention:	P.O. #:
			Phone #: 949-382-9067

Sample Description	Date Sampled	Time Sampled	# of bottles	Required Tests	Sample Type	Matrix	Bottle Type	Preserve	Field Data (pH / Temperature) pH: Field Lab
EFF	02/18/21	1115	1	pH, T.Res Chlorine	Grab	AQ	500ml Plastic	4°C	6.8/19.4 °C
			1	Total Coliform, Fecal Coliform	Grab	AQ	Coli Bottle	4°C, ST	
1	1	1							

RECEIVED
FEB 18 2021
By

Geotracker EDD:
Logcode: IPCI
Global ID: WDR100000359

	Signature	Print Name (Company)	Date	Time
Relinquished by		Carlos Alvarez (IPC)	02/18/21	1130
Received by		Cindy Martinez	2-18-21	2:45
Relinquished by		Cindy Martinez	2-18-21	2:40
Received by				
Relinquished by				
Received in lab by		FEB 18 2021		1452

Sample Received Checklist

Temperature upon receipt: 4°C

# of bottles agrees with COC?	Yes	No
Samples intact?	Yes	No
Samples properly preserved?	Yes	No
Samples in holding time?	Yes	No

Compliance Monitor

Initial Flow _____

Final Flow _____

Sample Type	Preservations
Grab	HC - HCl
Comp	HS - H_2SO_4
Matrix	HN - HNO_3
AQ - Water	HP - H_3PO_4
SO - Soil / Sludge	OH - NaOH
OT - Other	ST - Sodium Thiosulfate
Bottle Type	AA - Ascorbic Acid
P - Plastic	Al - $AlCl_3$
G - Amber Glass	Cu - $CuSO_4$
VOA - 40 ml Vial	
Coli - bacteria	

Note: Samples are discarded 30 days after results are reported, unless other arrangements are made.

PAT-CHEM LABORATORIES
QUALITY ANALYTICAL SERVICES SINCE 1987
1824 1st Street
San Fernando, CA 91340
(818) 639-5300 ph
(818) 639-5306 fx
pat-chem.com

Customer: **Integrated Performance Consultants, Inc.**
9297 Research Drive
Irvine CA, 92618

Attention: Ric Vardel
Report Date: 24-Feb-21 12:18
Subject: (MCC) Daily EFF

Project/P.O.#: (MCC) Daily EFF

Parameter	Method	QC Batch	RL	Prepared	Analyzed	Result	Notes
EFF (Sample I.D.# : 21B0645-01) Collected: 19-Feb-21 By C.A of IPC							
Microbiological							
Fecal Coliforms	SM 9221E	AB11915	1.8	19-Feb-21	21-Feb-21	**<1.8 MPN/100 ml**	
Total Coliforms	SM 9221B	AB11915	1.8	19-Feb-21	21-Feb-21	**<1.8 MPN/100 ml**	
Inorganic Constituents							
pH	SM 4500H-B	AB12015	0.1	19-Feb-21	19-Feb-21	**7.4 pH Units**	
Residual Chlorine	SM 4500Cl-G	AB12014	0.05	20-Feb-21	20-Feb-21	**<0.05 mg/l**	

Notes and Definitions

RL Reporting Limit - The lowest amount of a constituent that can be reliably quantified and reported.

Respectfully Submitted,

Steve Jefferson 2/24/2021
Laboratory Director

Pat-Chem Laboratories
1824 1st Street
San Fernando, CA 91340

CHAIN OF CUSTODY RECORD

Phone (818) 639-5300
Fax (818) 639-5306

Environmental Sample

Sample I.D.#: 2130645

Customer:	IPC - Integrated Performance Consultants, Inc.	Project:	(MCC) EFF - Daily
Address:	9297 Research Drive	Sampled by:	Ric Vardel / Golan Kfir
	Irvine CA 92618	Report Attention:	
		P.O. #:	
		Phone #:	949-382-9067

Sample Description	Date Sampled	Time Sampled	# of bottles	Required Tests	Sample Type	Matrix	Bottle Type	Preserve	Field Data (pH / Temperature) pH: Field Lab
EFF	02/19/21	1135	1	pH, T.Res.Chlorine	Grab	AQ	500ml Plastic	4°C	
			1	Total Coliform, Fecal Coliform	Grab	AQ	Coli Bottle	4°C, ST	

RECEIVED
FEB 19 2021
By

Geotracker EDD:
Logcode: IPCI
Global ID: WDR100000359

	Signature	Print Name (Company)	Date	Time
Relinquished by		Carlos Alvarez (IPC)	02/19/21	1140
Received by		Cindy MaPing	2/19/21	11:40
Relinquished by		Cindy MaPing (PCL)	2-19-21	1220
Received by				
Relinquished by				
Received in lab by			FEB 19 2021	12:20

Sample Received Checklist

Temperature upon receipt: 4 °C

# of bottles agrees with COC?	(Yes)	No
Samples intact?	(Yes)	No
Samples properly preserved?	(Yes)	No
Samples in holding time?	(Yes)	No

Compliance Monitor

Initial Flow _____

Final Flow _____

Sample Type	Matrix	Bottle Type	Preservations
(Grab)	(AQ) - Water	(P) - Plastic	HC - HCl
Comp	SO - Soil / Sludge	G - Amber Glass	HS - H_2SO_4
	OT - Other	VOA - 40 ml Vial	HN - HNO_3
		Coli - bacteria	HP - H_3PO_4
			OH - NaOH
			(ST) - Sodium Thiosulfate
			AA - Ascorbic Acid
			AI - $AlCl_3$
			Cu - $CuSO_4$

Note: Samples are discarded 30 days after results are reported, unless other arrangements are made.

Rev 2 Effective 5/1/17

PAT-CHEM LABORATORIES
QUALITY ANALYTICAL SERVICES SINCE 1987
1824 1st Street
San Fernando, CA 91340
(818) 639-5300 ph
(818) 639-5306 fx
pat-chem.com

Customer: **Integrated Performance Consultants, Inc.**
9297 Research Drive
Irvine CA, 92618

Attention: Ric Vardel
Report Date: 24-Feb-21 12:21
Subject: (MCC) Daily EFF

Project/P.O.#: (MCC) Daily EFF

Parameter	Method	QC Batch	RL	Prepared	Analyzed	Result	Notes
EFF (Sample I.D.# : 21B0666-01) Collected: 20-Feb-21 By JA of IPC							
Microbiological							
Fecal Coliforms	SM 9221E	AB12013	1.8	20-Feb-21	22-Feb-21	**<1.8 MPN/100 ml**	
Total Coliforms	SM 9221B	AB12013	1.8	20-Feb-21	22-Feb-21	**<1.8 MPN/100 ml**	
Inorganic Constituents							
pH	SM 4500H-B	AB12026	0.1	20-Feb-21	20-Feb-21	**7.6 pH Units**	
Residual Chlorine	SM 4500Cl-G	AB12023	0.05	20-Feb-21	20-Feb-21	**<0.05 mg/l**	

Notes and Definitions

RL Reporting Limit - The lowest amount of a constituent that can be reliably quantified and reported.

Respectfully Submitted,



Steve Jefferson 2/24/2021
Laboratory Director

Pat-Chem Laboratories
1824 1st Street
San Fernando, CA 91340

CHAIN OF CUSTODY RECORD

Phone (818) 639-5300
Fax (818) 639-5306

Environmental Sample

Sample I.D.#: 21B0666

Customer:	IPC - Integrated Performance Consultants, Inc.	Project:	(MCC) EFF - Daily
Address:	9297 Research Drive	Sampled by:	Jesus Avalos
	Irvine CA 92618	Report Attention:	Ric Vardel / Golan Kfir
		P.O. #:	
		Phone #:	949-382-9067

Sample Description	Date Sampled	Time Sampled	# of bottles	Required Tests	Sample Type	Matrix	Bottle Type	Preserve	Field Data (pH / Temperature) pH: Field Lab
EFF	2/20/21	9:45	1	pH, T.Res.Chlorine	Grab	AQ	500ml Plastic	4°C	
"	"	"	1	Total Coliform, Fecal Coliform	Grab	AQ	Coli Bottle	4°C, ST	

RECEIVED
FEB 20 2021
By

Geotracker EDD:
Logcode: iPCI
Global ID: WDR100000359

Signature	Print Name (Company)	Date	Time
Relinquished by: Jesus Avalos	Jesus Avalos (IPC)	2/20/21	9:50
Received by:	Alex Walker Jr.	2/20/21	10:40
Relinquished by:			
Received by:			
Relinquished by:			
Received in lab by:	FEB 20 2021		1318

Sample Received Checklist

Temperature upon receipt: 4°C

# of bottles agrees with COC?	(Yes)	No
Samples intact?	(Yes)	No
Samples properly preserved?	(Yes)	No
Samples in holding time?	(Yes)	No

Compliance Monitor

Initial Flow _____

Final Flow _____

Sample Type	Preservations
(Grab) Comp	HC - HCl
Matrix	HS - H_2SO_4
(AQ) - Water	HN - HNO_3
SO -Soil / Sludge	HP - H_3PO_4
OT - Other	OH - NaOH
Bottle Type	(ST) - Sodium Thiosulfate
(P) - Plastic	AA - Ascorbic Acid
G - Amber Glass	Al - $AlCl_3$
VOA - 40 ml Vial	Cu - $CuSO_4$
(Coli) - bacteria	

Note: Samples are discarded 30 days after results are reported, unless other arrangements are made.

PAT-CHEM LABORATORIES
QUALITY ANALYTICAL SERVICES SINCE 1987
1824 1st Street
San Fernando, CA 91340
(818) 639-5300 ph
(818) 639-5306 fx
pat-chem.com

Customer: **Integrated Performance Consultants, Inc.**
9297 Research Drive
Irvine CA, 92618

Attention: Ric Vardel
Report Date: 01-Mar-21 12:58
Subject: (MCC) Daily EFF

Project/P.O.#: (MCC) Daily EFF

Parameter	Method	QC Batch	RL	Prepared	Analyzed	Result	Notes
EFF (Sample I.D.# : 21B0673-01) Collected: 21-Feb-21 By MA of PCL							
Microbiological							
Fecal Coliforms	SM 9221E	AB12125	1.8	21-Feb-21	23-Feb-21	**<1.8 MPN/100 ml**	
Total Coliforms	SM 9221B	AB12125	1.8	21-Feb-21	23-Feb-21	**<1.8 MPN/100 ml**	
Inorganic Constituents							
pH	SM 4500H-B	AB12711	0.1	21-Feb-21	21-Feb-21	**7.6 pH Units**	
Residual Chlorine	SM 4500Cl-G	AB12227	0.05	22-Feb-21	22-Feb-21	**<0.05 mg/l**	

Notes and Definitions

RL Reporting Limit - The lowest amount of a constituent that can be reliably quantified and reported.

Respectfully Submitted,



Steve Jefferson 3/1/2021
Laboratory Director

Pat-Chem Laboratories
1824 1st Street
San Fernando, CA 91340

CHAIN OF CUSTODY RECORD

Phone (818) 639-5300
Fax (818) 639-5306

Environmental Sample

Sample I.D.#: 2180673

Customer: IPC - Integrated Performance Consultants, Inc.
Address: 9297 Research Drive Irvine CA 92618
Project: (MCC) EFF - Daily
Sampled by: Mario Aguirre
Report Attention: Ric Vardel / Golan Kfir
P.O. #:
Phone #: 949-382-9067

Sample Description	Date Sampled	Time Sampled	# of bottles	Required Tests	Sample Type	Matrix	Bottle Type	Preserve	Field Data (pH / Temperature) pH: Field Lab
EFF	2/21/21	9:48	1	pH, T.Res.Chlorine	Grab	AQ	500 P	4°C	
"	"	"	1	Total Coliform, Fecal Coliform	Grab	AQ	Coli	ST	

RECEIVED
FEB 21 2021
B

Geotracker EDD:
Logcode IPCI
Global ID: WDR100000359

Signature	Print Name (Company)	Date	Time
Relinquished by	Mario Aguirre (IPC)	2/21/21	9:53
Received by	Alex Walk Jr	2/21/21	11:00
Relinquished by			
Received by			
Relinquished by			
Received by		FEB 21 2021	14:01

Sample Received Checklist
Temperature upon receipt: 4 °C
# of bottles agrees with COC? (Yes) No
Samples intact? (Yes) No
Samples properly preserved? (Yes) No
Samples in holding time? (Yes) No

Compliance Monitor
Initial Flow _____
Final Flow _____

Sample Type: (Grab) Comp
Matrix: (AQ) Water; SO -Soil / Sludge; OT - Other
Bottle Type: (P) - Plastic; G - Amber Glass; VOA - 40 ml Vial; (Coli) bacteria

Preservations: HC - HCl; HS - H_2SO_4; HN - HNO_3; HP - H_3PO_4; OH - NaOH; (ST) - Sodium Thiosulfate; AA - Ascorbic Acid; AI - $AlCl_3$; Cu -$CuSO_4$

Note: Samples are discarded 30 days after results are reported, unless other arrangements are made.

PAT-CHEM LABORATORIES
QUALITY ANALYTICAL SERVICES SINCE 1987
1824 1st Street
San Fernando, CA 91340
(818) 639-5300 ph
(818) 639-5306 fx
pat-chem.com

Customer: **Integrated Performance Consultants, Inc.**
9297 Research Drive
Irvine CA, 92618

Attention: Ric Vardel
Report Date: 01-Mar-21 13:03
Subject: (MCC) Daily EFF

Project/P.O.#: (MCC) Daily EFF

Parameter	Method	QC Batch	RL	Prepared	Analyzed	Result	Notes
EFF (Sample I.D.# : 21B0687-01) Collected: 22-Feb-21 By C.A of IPC							
Microbiological							
Fecal Coliforms	SM 9221E	AB12224	1.8	22-Feb-21	24-Feb-21	**<1.8 MPN/100 ml**	
Total Coliforms	SM 9221B	AB12224	1.8	22-Feb-21	24-Feb-21	**<1.8 MPN/100 ml**	
Inorganic Constituents							
pH	SM 4500H-B	AB12711	0.1	22-Feb-21	22-Feb-21	**7.0 pH Units**	
Residual Chlorine	SM 4500Cl-G	AB12339	0.05	23-Feb-21	23-Feb-21	**<0.05 mg/l**	

Notes and Definitions

RL Reporting Limit - The lowest amount of a constituent that can be reliably quantified and reported.

Respectfully Submitted,

Steve Jefferson 3/1/2021
Laboratory Director

Pat-Chem Laboratories
1824 1st Street
San Fernando, CA 91340

CHAIN OF CUSTODY RECORD

Phone (818) 639-5300
Fax (818) 639-5306

Environmental Sample

Sample I.D.#: 21B0687

Customer:	IPC - Integrated Performance Consultants, Inc.	Project:	(MCC) EFF - Daily
Address:	9297 Research Drive	Sampled by:	Ric Vardel / Golan Kfir
	Irvine CA 92618	Report Attention:	
		P.O. #:	
		Phone #:	949-382-9067

Sample Description	Date Sampled	Time Sampled	# of bottles	Required Tests	Sample Type	Matrix	Bottle Type	Preserve	Field Data (pH / Temperature) pH: Field Lab
EFF	02/22/21	1105	1	pH, T.Res.Chlorine	Grab	AQ	500ml Plastic	4°C	7.05/18.32
			1	Total Coliform, Fecal Coliform	Grab	AQ	Coli Bottle	4°C, ST	

RECEIVED
FEB 22 2021
By

Geotracker EDD:
Logcode: IPCI
Global ID: WDR100000359

	Signature	Print Name (Company)	Date	Time
Relinquished by		Carlos Alvarez (IPC)	02/22/21	1115
Received by		Armando Olmos (PCL)	2/22/21	12:10
Relinquished by		Armando Olmos (PCL)	2/22/21	14:10
Received by				
Relinquished by				
Received in lab by		FEB 22 2021		1352

Sample Received Checklist

Temperature upon receipt:	4°C	
# of bottles agrees with COC?	Yes	No
Samples intact?	Yes	No
Samples properly preserved?	Yes	No
Samples in holding time?	Yes	No

Compliance Monitor

Initial Flow _____

Final Flow _____

Sample Type	Preservations
Grab	HC - HCl
Comp	HS - H_2SO_4
Matrix	HN - HNO_3
AQ - Water	HP - H_3PO_4
SO - Soil / Sludge	OH - NaOH
OT - Other	ST - Sodium Thiosulfate
Bottle Type	AA - Ascorbic Acid
P - Plastic	Al - $AlCl_3$
G - Amber Glass	Cu - $CuSO_4$
VOA - 40 ml Vial	
Coli - bacteria	

Note: Samples are discarded 30 days after results are reported, unless other arrangements are made.

PAT-CHEM LABORATORIES
QUALITY ANALYTICAL SERVICES SINCE 1987
1824 1st Street
San Fernando, CA 91340
(818) 639-5300 ph
(818) 639-5306 fx
pat-chem.com

Customer: **Integrated Performance Consultants, Inc.**
9297 Research Drive
Irvine CA, 92618

Attention: Ric Vardel
Report Date: 01-Mar-21 13:07
Subject: (MCC) Daily EFF

Project/P.O.#: (MCC) Daily EFF

Parameter	Method	QC Batch	RL	Prepared	Analyzed	Result	Notes
EFF (Sample I.D.# : 21B0710-01) Collected: 23-Feb-21 By C.A of IPC							
Microbiological							
Fecal Coliforms	SM 9221E	AB12336	1.8	23-Feb-21	25-Feb-21	**<1.8 MPN/100 ml**	
Total Coliforms	SM 9221B	AB12336	1.8	23-Feb-21	25-Feb-21	**<1.8 MPN/100 ml**	
Inorganic Constituents							
pH	SM 4500H-B	AB12711	0.1	23-Feb-21	23-Feb-21	**7.4 pH Units**	
Residual Chlorine	SM 4500Cl-G	AB12527	0.05	24-Feb-21	24-Feb-21	**<0.05 mg/l**	

Notes and Definitions

RL Reporting Limit - The lowest amount of a constituent that can be reliably quantified and reported.

Respectfully Submitted,



Steve Jefferson 3/1/2021
Laboratory Director

Pat-Chem Laboratories
1824 1st Street
San Fernando, CA 91340

CHAIN OF CUSTODY RECORD

Phone (818) 639-5300
Fax (818) 639-5306

Environmental Sample

Sample I.D.#: 21B0710

Customer:	IPC - Integrated Performance Consultants, Inc.	Project:	(MCC) EFF - Daily
Address:	9297 Research Drive	Sampled by:	Ric Vardel / Golan Kfir
	Irvine CA 92618	Report Attention:	
		P.O. #:	
		Phone #:	949-382-9067

Sample Description	Date Sampled	Time Sampled	# of bottles	Required Tests	Sample Type	Matrix	Bottle Type	Preserve	Field Data (pH / Temperature) pH: Field Lab
EFF	02/23/21	1120	1	pH, T Res Chlorine	Grab	AQ	500ml Plastic	4°C	7.39 / 20.3°C
			1	Total Coliform, Fecal Coliform	Grab	AQ	Coli Bottle	4°C, ST	

RECEIVED
FEB 23 2021
By

Geotracker EDD
Logcode: IPCI
Global ID: WDR100000359

	Signature	Print Name (Company)	Date	Time
Relinquished by		Carlos Alvarez (IPC)	02/23/21	1130
Received by		[illegible]	2/23/21	17:15
Relinquished by		[illegible] (PCL)	2/23/21	14:20
Received by				
Relinquished by				
Received in lab by		FEB 23 2021		13:56

Sample Received Checklist

Temperature upon receipt: 4°C

# of bottles agrees with COC?	Yes	No
Samples intact?	Yes	No
Samples properly preserved?	Yes	No
Samples in holding time?	Yes	No

Compliance Monitor

Initial Flow _____

Final Flow _____

Sample Type	Matrix	Bottle Type
Grab	AQ - Water	P - Plastic
Comp	SO - Soil / Sludge	G - Amber Glass
	OT - Other	VOA - 40 ml Vial
		Coli - bacteria

Preservations
HC - HCl
HS - H_2SO_4
HN - HNO_3
HP - H_3PO_4
OH - NaOH
ST - Sodium Thiosulfate
AA - Ascorbic Acid
Al - $AlCl_3$
Cu - $CuSO_4$

Note: Samples are discarded 30 days after results are reported, unless other arrangements are made.

Rev 2 Effective 5/1/17

PAT-CHEM LABORATORIES
QUALITY ANALYTICAL SERVICES SINCE 1987
1824 1st Street
San Fernando, CA 91340
(818) 639-5300 ph
(818) 639-5306 fx
pat-chem.com

Customer: **Integrated Performance Consultants, Inc.**
9297 Research Drive
Irvine CA, 92618

Attention: Ric Vardel
Report Date: 04-Mar-21 10:41
Subject: (MCC) Weekly INF

Project/P.O.#: (MCC) Weekly INF

Parameter	Method	QC Batch	RL	Prepared	Analyzed	Result	Notes
INF (Sample I.D.# : 21B0739-01) Collected: 23-Feb-21 By JL of IPC							
Physical Properties							
Total Suspended Solids	SM2540D	AB12530	1	25-Feb-21	25-Feb-21	**267 mg/l**	
Aggregate Organic Constituents							
Biochemical Oxygen Demand	SM 5210B	AB12531	2	25-Feb-21	02-Mar-21	**460 mg/l**	

Notes and Definitions

RL Reporting Limit - The lowest amount of a constituent that can be reliably quantified and reported.

Respectfully Submitted,

Steve Jefferson 3/4/2021
Laboratory Director

Pat-Chem Laboratories
1824 1st Street
San Fernando, CA 91340

CHAIN OF CUSTODY RECORD

Phone (818) 639-5300
Fax (818) 639-5306

Environmental Sample

Sample I.D.#: 2180739

Customer:	IPC - Integrated Performance Consultants, Inc.	Project :	(MCC) INF - Weekly
Address:	9297 Research Drive Irvine CA 92618	Sampled by:	Rie Vardel / Golan Kfir
		Report Attention:	
		P.O. #:	
		Phone #:	949-382-9067

Sample Description	Date Sampled	Time Sampled	# of bottles	Required Tests	Sample Type	Matrix	Bottle Type	Preserve	Field Data (pH / Temperature) pH: Field Lab
INF	02321	00:00	1	TSS	Comp	AQ	1L P	4°C	
	1	1	1	BOD	Comp	AQ	1L P	4°C	
Geotracker EDD:									
Logcode: IPCI									
Global ID: WDR100000359									

RECEIVED
FEB 24 2021
By

Signature	Print Name (Company)	Date	Time
Relinquished by	Julio Leal	02421	17:50
Received by	[illegible] (IPC)	2/24/21	17:50
Relinquished by	Armando Ulmos (PCL)	2/24/21	15:10
Received by			
Relinquished by			
Received in lab by		FEB 24 2021	13:44

Sample Received Checklist

Temperature upon receipt: 4°C

# of bottles agrees with COC?	Yes	No
Samples intact?	Yes	No
Samples properly preserved?	Yes	No
Samples in holding time?	Yes	No

Compliance Monitor

Initial Flow _____

Final Flow _____

Sample Type
Grab
Comp

Matrix
AQ - Water
SO -Soil / Sludge
OT - Other

Bottle Type
P - Plastic
G - Amber Glass
VOA - 40 ml Vial
Coli - bacteria

Preservations
HC - HCl
HS - H_2SO_4
HN - HNO_3
HP - H_3PO_4
OH - NaOH
ST - Sodium Thiosulfate
AA - Ascorbic Acid
AI - $AlCl_3$
Cu -$CuSO_4$

Note: Samples are discarded 30 days after results are reported, unless other arrangements are made.

Rev 2 Effective 5/1/17

PAT-CHEM LABORATORIES
QUALITY ANALYTICAL SERVICES SINCE 1987
1824 1st Street
San Fernando, CA 91340
(818) 639-5300 ph
(818) 639-5306 fx
pat-chem.com

Customer: **Integrated Performance Consultants, Inc.**
9297 Research Drive
Irvine CA, 92618

Attention: Ric Vardel
Report Date: 01-Mar-21 13:10
Subject: (MCC) Daily EFF

Project/P.O.#: (MCC) Daily EFF

Parameter	Method	QC Batch	RL	Prepared	Analyzed	Result	Notes
EFF (Sample I.D.# : 21B0735-01) Collected: 24-Feb-21 By JL of IPC							
Microbiological							
Fecal Coliforms	SM 9221E	AB12436	1.8	24-Feb-21	26-Feb-21	**<1.8 MPN/100 ml**	
Total Coliforms	SM 9221B	AB12436	1.8	24-Feb-21	26-Feb-21	**<1.8 MPN/100 ml**	
Inorganic Constituents							
pH	SM 4500H-B	AB12711	0.1	24-Feb-21	24-Feb-21	**7.4 pH Units**	
Residual Chlorine	SM 4500Cl-G	AB12527	0.05	25-Feb-21	25-Feb-21	**<0.05 mg/l**	

Notes and Definitions

RL Reporting Limit - The lowest amount of a constituent that can be reliably quantified and reported.

Respectfully Submitted,

Steve Jefferson 3/1/2021
Laboratory Director

Pat-Chem Laboratories
1824 1st Street
San Fernando, CA 91340

CHAIN OF CUSTODY RECORD

Phone (818) 639-5300
Fax (818) 639-5306

Environmental Sample

Sample I.D.#: 21B0735

Customer:	IPC - Integrated Performance Consultants, Inc.	Project:	(MCC) EFF - Daily
Address:	9297 Research Drive	Sampled by:	Ric Vardel / Golan Kfir
	Irvine CA 92618	Report Attention:	
		P.O. #:	
		Phone #:	949-382-9067

Sample Description	Date Sampled	Time Sampled	# of bottles	Required Tests	Sample Type	Matrix	Bottle Type	Preserve	Field Data (pH / Temperature) pH: Field / Lab
EFF	02.24.21	12:45	1	pH, T.Res.Chlorine	Grab	AQ	500ml Plastic	4°C	7.40 / 21.0°C
			1	Total Coliform, Fecal Coliform	Grab	AQ	Coli Bottle	4°C, ST	
	1	1	1						

RECEIVED
FEB 24 2021
By

Geotracker EDD:
Logcode: IPC1
Global ID: WDR100000359

Signature	Print Name (Company)	Date	Time
Relinquished by	Golan Kfir	02.24.21	17:30
Received by	Armando Amos (PCL)	2/24/21	17:30
Relinquished by	Armando Amos (PCL)	2/24/21	15:40
Received by			
Relinquished by			
Received in lab by		FEB 24 2021	13:32

Sample Received Checklist

Temperature upon receipt: 4 °C

# of bottles agrees with COC?	Yes	No
Samples intact?	Yes	No
Samples properly preserved?	Yes	No
Samples in holding time?	Yes	No

Compliance Monitor

Initial Flow _____

Final Flow _____

Sample Type	Preservations
Grab	HC - HCl
Comp	HS - H_2SO_4
Matrix	HN - HNO_3
AQ - Water	HP - H_3PO_4
SO - Soil / Sludge	OH - NaOH
OT - Other	ST - Sodium Thiosulfate
Bottle Type	AA - Ascorbic Acid
P - Plastic	Al - $AlCl_3$
G - Amber Glass	Cu - $CuSO_4$
VOA - 40 ml Vial	
Coli - bacteria	

Note: Samples are discarded 30 days after results are reported, unless other arrangements are made.

PAT-CHEM LABORATORIES
QUALITY ANALYTICAL SERVICES SINCE 1987
1824 1st Street
San Fernando, CA 91340
(818) 639-5300 ph
(818) 639-5306 fx
pat-chem.com

Customer: **Integrated Performance Consultants, Inc.**
9297 Research Drive
Irvine CA, 92618

Attention: Ric Vardel
Report Date: 04-Mar-21 10:36
Subject: (MCC) Weekly EFF

Project/P.O.#: (MCC) Weekly EFF

Parameter	Method	QC Batch	RL	Prepared	Analyzed	Result	Notes
EFF (Sample I.D.# : 21B0740-01) Collected: 24-Feb-21 By JL of IPC							
Physical Properties							
Total Suspended Solids	SM2540D	AB12530	1	25-Feb-21	25-Feb-21	**<1 mg/l**	
Inorganic Constituents							
Ammonia as N	EPA 350.1	AC10125	0.10	01-Mar-21	01-Mar-21	**0.52 mg/l**	
Nitrate as N	EPA 353.2	AB12534	0.05	25-Feb-21	25-Feb-21	**0.57 mg/l**	
Nitrite as N	EPA 353.2	AB12534	0.05	25-Feb-21	25-Feb-21	**0.06 mg/l**	
Total Kjeldahl Nitrogen	EPA 351.2	AB12610	0.10	26-Feb-21	03-Mar-21	**0.52 mg/l**	
EFF (Sample I.D.# : 21B0740-02) Collected: 23-Feb-21 By JL of IPC							
Aggregate Organic Constituents							
Biochemical Oxygen Demand	SM 5210B	AB12531	2	25-Feb-21	02-Mar-21	**4 mg/l**	

Notes and Definitions

RL Reporting Limit - The lowest amount of a constituent that can be reliably quantified and reported.

Respectfully Submitted,

Steve Jefferson 3/4/2021
Laboratory Director

Pat-Chem Laboratories
1824 1st Street
San Fernando, CA 91340

CHAIN OF CUSTODY RECORD

Phone (818) 639-5300
Fax (818) 639-5306

Environmental Sample

Sample I.D.#: 21B0740

Customer:	IPC - Integrated Performance Consultants, Inc.	Project:	(WDR) EFF - Weekly
Address:	9297 Research Drive	Sampled by:	Julio Lesl
	Irvine CA 92618	Report Attention:	Ric Vander Molen Kiir
		P.O. #:	
		Phone #:	949-382-9057

Sample Description	Date Sampled	Time Sampled	# of bottles	Required Tests	Sample Type	Matrix	Bottle Type	Preserve	Field Data (pH / Temperature) pH: Field Lab
EFF	02/24/21	12:40	1	TSS	Grab	AQ	1-Liter-Plastic	4°C	
			1	Ammonia, TKN	Grab	AQ	500ml Plastic	4°C	
			1	Nitrate, Nitrite	Grab	AQ	250ml Plastic	4°C	
COMP	02/23/21	0000	1	BOD	Comp	AQ	1-Liter-Plastic	4°C	

RECEIVED
FEB 24 2021
By

Geotracker EDD:
Logcode: IPCI
Global ID: WDR100000359

Signature	Print Name (Company)	Date	Time
Relinquished by	Julio Lesl	02/24/21	17:50
Received by	Armando Olmos (PCL)	2/24/21	17:50
Relinquished by	Armando Olmos (PCL)	2/24/21	15:10
Received by			
Relinquished by			
Received at lab by		FEB 24 2021	13:46

Sample Received Checklist

Temperature upon receipt: 4°C

# of bottles agrees with COC?	Yes	No
Samples intact?	Yes	No
Samples properly preserved?	Yes	No
Samples in holding time?	Yes	No

Compliance Monitor

Initial Flow _____

Final Flow _____

Sample Type
Grab
Comp

Matrix
AQ - Water
SO - Soil / Sludge
OT - Other

Bottle Type
P - Plastic
G - Amber Glass
VOA - 40 ml Vial
Coli - bacteria

Preservations
HC - HCl
HS - H_2SO_4
HN - HNO_3
HP - H_3PO_4
OH - NaOH
ST - Sodium Thiosulfate
AA - Ascorbic Acid
AI - $AlCl_3$
Cu - $CuSO_4$

Note: Samples are discarded 30 days after results are reported, unless other arrangements are made.

Rev 2 Effective 5/1/17

PAT-CHEM LABORATORIES
QUALITY ANALYTICAL SERVICES SINCE 1987
1824 1st Street
San Fernando, CA 91340
(818) 639-5300 ph
(818) 639-5306 fx
pat-chem.com

Customer: **Integrated Performance Consultants, Inc.**
9297 Research Drive
Irvine CA, 92618

Attention: Ric Vardel
Report Date: 01-Mar-21 13:13
Subject: (MCC) Daily EFF

Project/P.O.#: (MCC) Daily EFF

Parameter	Method	QC Batch	RL	Prepared	Analyzed	Result	Notes
EFF (Sample I.D.# : 21B0765-01) Collected: 25-Feb-21 By JL of IPC							
Microbiological							
Fecal Coliforms	SM 9221E	AB12533	1.8	25-Feb-21	28-Feb-21	**<1.8 MPN/100 ml**	
Total Coliforms	SM 9221B	AB12533	1.8	25-Feb-21	28-Feb-21	**<1.8 MPN/100 ml**	
Inorganic Constituents							
pH	SM 4500H-B	AB12711	0.1	25-Feb-21	25-Feb-21	**7.4 pH Units**	
Residual Chlorine	SM 4500Cl-G	AB12611	0.05	26-Feb-21	26-Feb-21	**<0.05 mg/l**	

Notes and Definitions

RL Reporting Limit - The lowest amount of a constituent that can be reliably quantified and reported.

Respectfully Submitted,

Steve Jefferson 3/1/2021
Laboratory Director

Pat-Chem Laboratories
1824 1st Street
San Fernando, CA 91340

CHAIN OF CUSTODY RECORD

Phone (818) 639-5300
Fax (818) 639-5306

Environmental Sample

Sample I.D.#: 2130765

Customer:	IPC - Integrated Performance Consultants, Inc.	Project:	(MCC) EFF - Daily
Address:	9297 Research Drive	Sampled by:	
	Irvine CA 92618	Report Attention:	Ric Vardel / Golan Kfir
		P.O. #:	
		Phone #:	949-382-9067

Sample Description	Date Sampled	Time Sampled	# of bottles	Required Tests	Sample Type	Matrix	Bottle Type	Preserve	Field Data (pH / Temperature) pH: (Field) Lab
EFF	02/25/21	11:15	1	pH, T.Res.Chlorine	Grab	AQ	500ml Plastic	4°C	F. 36/19.0C
			1	Total Coliform, Fecal Coliform	Grab	AQ	Coli Bottle	4°C, ST	

Geotracker EDD:
Logcode: IPCI
Global ID: WDR100000359

RECEIVED
FEB 25 2021
BY

	Signature	Print Name (Company)	Date	Time
Relinquished by		Golan Kfir (IPC)	02/25/21	12:10
Received by		Armando Olmos (PCL)	2/25/21	1240
Relinquished by		Armando Olmos (PCL)	2/25/21	14:05
Received by				
Relinquished by				
Received in lab by		FEB 25 2021	12:20	

Sample Received Checklist

Temperature upon receipt: 4 °C
# of bottles agrees with COC? (Yes) No
Samples intact? (Yes) No
Samples properly preserved? (Yes) No
Samples in holding time? (Yes) No

Compliance Monitor

Initial Flow _____

Final Flow _____

Sample Type: (Grab) Comp

Matrix: (AQ) - Water; SO -Soil / Sludge; OT - Other

Bottle Type: (P) - Plastic; G - Amber Glass; VOA - 40 ml Vial; (Coli) - bacteria

Preservations: HC - HCl; HS - H_2SO_4; HN - HNO_3; HP - H_3PO_4; OH - NaOH; (ST) - Sodium Thiosulfate; (AA) - Ascorbic Acid; Al - $AlCl_3$; Cu - $CuSO_4$

Note: Samples are discarded 30 days after results are reported, unless other arrangements are made.

PAT-CHEM LABORATORIES
QUALITY ANALYTICAL SERVICES SINCE 1987
1824 1st Street
San Fernando, CA 91340
(818) 639-5300 ph
(818) 639-5306 fx
pat-chem.com

Customer: **Integrated Performance Consultants, Inc.**
9297 Research Drive
Irvine CA, 92618

Attention: Ric Vardel
Report Date: 08-Mar-21 14:05
Subject: (MCC) Daily EFF

Project/P.O.#: (MCC) Daily EFF

Parameter	Method	QC Batch	RL	Prepared	Analyzed	Result	Notes
EFF (Sample I.D.# : 21B0782-01) Collected: 26-Feb-21 By C.A of IPC							
Microbiological							
Fecal Coliforms	SM 9221E	AB12620	1.8	26-Feb-21	02-Mar-21	**<1.8 MPN/100 ml**	
Total Coliforms	SM 9221B	AB12620	1.8	26-Feb-21	02-Mar-21	**<1.8 MPN/100 ml**	
Inorganic Constituents							
pH	SM 4500H-B	AB12711	0.1	26-Feb-21	26-Feb-21	**7.8 pH Units**	
Residual Chlorine	SM 4500Cl-G	AB12710	0.05	27-Feb-21	27-Feb-21	**<0.05 mg/l**	

Notes and Definitions

RL Reporting Limit - The lowest amount of a constituent that can be reliably quantified and reported.

Respectfully Submitted,

Steve Jefferson 3/8/2021
Laboratory Director

Pat-Chem Laboratories
1824 1st Street
San Fernando, CA 91340

CHAIN OF CUSTODY RECORD

Phone (818) 639-5300
Fax (818) 639-5306

Environmental Sample

Sample I.D.#: 21B0782

Customer:	IPC - Integrated Performance Consultants, Inc.	Project:	(MCC) EFF - Daily
Address:	9297 Research Drive	Sampled by:	Rie Vardel / Golan Kfir
	Irvine CA 92618	Report Attention:	
		P.O. #:	
		Phone #:	949-382-9067

Sample Description	Date Sampled	Time Sampled	# of bottles	Required Tests	Sample Type	Matrix	Bottle Type	Preserve	Field Data (pH / Temperature) pH: (Field) Lab
EFF	02/26/21	1140	1	pH, T.Res.Chlorine	Grab	AQ	500ml Plastic	4°C	7.76/19.1°C
			1	Total Coliform, Fecal Coliform	Grab	AQ	Coli Bottle	4°C, ST	
1	1	1							

RECEIVED
FEB 26 2021
By

Geotracker EDD:
Logcode: IPCI
Global ID: WDR100000359

	Signature	Print Name (Company)	Date	Time
Relinquished by		Carlos Alvarez (CEA)	02/26/21	1150
Received by		Armando Olmos (PCL)	2/26/21	12:15
Relinquished by		Armando Olmos (PCL)	2/26/21	15:00
Received by				
Relinquished by				
Received in lab by		FEB 26 2021		13:54

Sample Received Checklist

Temperature upon receipt: 4° C
# of bottles agrees with COC? (Yes) No
Samples intact? (Yes) No
Samples properly preserved? (Yes) No
Samples in holding time? Yes (No)

Compliance Monitor

Initial Flow _____
Final Flow _____

Sample Type
(Grab)
Comp

Matrix
(AQ) - Water
SO -Soil / Sludge
OT - Other

Bottle Type
(P) Plastic
G - Amber Glass
VOA - 40 ml Vial
(Coli) - bacteria

Preservations
HC - HCl
HS - H_2SO_4
HN - HNO_3
HP - H_3PO_4
OH - NaOH
(ST) - Sodium Thiosulfate
AA - Ascorbic Acid
AI - $AlCl_3$
Cu -$CuSO_4$

Note: Samples are discarded 30 days after results are reported, unless other arrangements are made.

Rev 2 Effective 5/1/17

PAT-CHEM LABORATORIES
QUALITY ANALYTICAL SERVICES SINCE 1987
1824 1st Street
San Fernando, CA 91340
(818) 639-5300 ph
(818) 639-5306 fx
pat-chem.com

Customer: **Integrated Performance Consultants, Inc.**
9297 Research Drive
Irvine CA, 92618

Attention: Ric Vardel
Report Date: 08-Mar-21 14:08
Subject: (MCC) Daily EFF

Project/P.O.#: (MCC) Daily EFF

Parameter	Method	QC Batch	RL	Prepared	Analyzed	Result	Notes
EFF (Sample I.D.# : 21B0800-01) Collected: 27-Feb-21 By JA of IPC							
Microbiological							
Fecal Coliforms	SM 9221E	AB12708	1.8	27-Feb-21	02-Mar-21	**<1.8 MPN/100 ml**	
Total Coliforms	SM 9221B	AB12708	1.8	27-Feb-21	02-Mar-21	**<1.8 MPN/100 ml**	
Inorganic Constituents							
pH	SM 4500H-B	AB12830	0.1	27-Feb-21	27-Feb-21	**7.3 pH Units**	
Residual Chlorine	SM 4500Cl-G	AB12827	0.05	28-Feb-21	28-Feb-21	**<0.05 mg/l**	

Notes and Definitions

RL Reporting Limit - The lowest amount of a constituent that can be reliably quantified and reported.

Respectfully Submitted,

Steve Jefferson 3/8/2021
Laboratory Director

Pat-Chem Laboratories
1824 1st Street
San Fernando, CA 91340

CHAIN OF CUSTODY RECORD

Phone (818) 639-5300
Fax (818) 639-5306

Environmental Sample

Sample I.D.#: 21B0800

Customer: IPC - Integrated Performance Consultants, Inc.		Project : (MCC) EFF - Daily	
Address: 9297 Research Drive		Sampled by: Jesus Avalos	P.O. #:
Irvine CA 92618		Report Attention: Ric Vardel / Golan Kfir	Phone #: 949-382-9067

Sample Description	Date Sampled	Time Sampled	# of bottles	Required Tests	Sample Type	Matrix	Bottle Type	Preserve	Field Data (pH / Temperature) pH: Field Lab
EFF	2/27/21	9:25	1	pH, T.Res.Chlorine	Grab	AQ	500ml Plastic	4°C	
"	"	"	1	Total Coliform, Fecal Coliform	Grab	AQ	Coli Bottle	4°C, ST	

RECEIVED
FEB 27 2021
BY

Geotracker EDD:
Logcode: IPCI
Global ID: WDR100000359

Signature	Print Name (Company)	Date	Time
Relinquished by: Jesus Avalos	Jesus Avalos (IPC)	2/27/21	9:50
Received by:	Alex Workson	2/27/21	2:00
Relinquished by:			
Received by:			
Relinquished by:			
Received (Lab) by:		FEB 27 2021	1401

Sample Received Checklist

Temperature upon receipt: 4°C

# of bottles agrees with COC?	Yes	No
Samples intact?	Yes	No
Samples properly preserved?	Yes	No
Samples in holding time?	Yes	No

Compliance Monitor

Initial Flow _____

Final Flow _____

Sample Type	Matrix	Bottle Type
Grab	AQ - Water	P - Plastic
Comp	SO - Soil / Sludge	G - Amber Glass
	OT - Other	VOA - 40 ml Vial
		Coli - bacteria

Preservations
HC - HCl
HS - H_2SO_4
HN - HNO_3
HP - H_3PO_4
OH - NaOH
ST - Sodium Thiosulfate
AA - Ascorbic Acid
Al - $AlCl_3$
Cu - $CuSO_4$

Note: Samples are discarded 30 days after results are reported, unless other arrangements are made.

Rev 2 Effective 5/1/17

PAT-CHEM LABORATORIES
QUALITY ANALYTICAL SERVICES SINCE 1987
1824 1st Street
San Fernando, CA 91340
(818) 639-5300 ph
(818) 639-5306 fx
pat-chem.com

Customer: **Integrated Performance Consultants, Inc.**
9297 Research Drive
Irvine CA, 92618

Attention: Ric Vardel
Report Date: 08-Mar-21 14:10
Subject: (MCC) Daily EFF

Project/P.O.#: (MCC) Daily EFF

Parameter	Method	QC Batch	RL	Prepared	Analyzed	Result	Notes
EFF (Sample I.D.# : 21B0804-01) Collected: 28-Feb-21 By Mario Aguirre of IPC							
Microbiological							
Fecal Coliforms	SM 9221E	AB12829	1.8	28-Feb-21	02-Mar-21	**<1.8 MPN/100 ml**	
Total Coliforms	SM 9221B	AB12829	1.8	28-Feb-21	02-Mar-21	**<1.8 MPN/100 ml**	
Inorganic Constituents							
pH	SM 4500H-B	AB12830	0.1	28-Feb-21	28-Feb-21	**7.1 pH Units**	
Residual Chlorine	SM 4500Cl-G	AB12831	0.05	28-Feb-21	28-Feb-21	**<0.05 mg/l**	

Notes and Definitions

RL Reporting Limit - The lowest amount of a constituent that can be reliably quantified and reported.

Respectfully Submitted,

Steve Jefferson 3/8/2021
Laboratory Director

Pat-Chem Laboratories
1824 1st Street
San Fernando, CA 91340

CHAIN OF CUSTODY RECORD

Phone (818) 639-5300
Fax (818) 639-5306

Environmental Sample

Sample I.D.#: 21B0804

Customer:	IPC - Integrated Performance Consultants, Inc.	Project:	(MCC) EFF - Daily
Address:	9297 Research Drive	Sampled by:	Mario Aguirre
	Irvine CA 92618	Report Attention:	Ric Vardel / Golan Kfir
		P.O. #:	
		Phone #:	949-382-9067

Sample Description	Date Sampled	Time Sampled	# of bottles	Required Tests	Sample Type	Matrix	Bottle Type	Preserve	Field Data (pH / Temperature) pH: Field Lab
EFF	2/28/21	9:48	1	pH, T.Res.Chlorine	Grab	AQ	500ml Plastic	4°C	7.1 / 18.0 °C
			1	Total Coliform, Fecal Coliform	Grab	AQ	Coli Bottle	4°C, ST	
11	11	11							

Geotracker EDD:
Logcode: IPCI
Global ID: WDR100000359

Signature	Print Name (Company)	Date	Time
Relinquished by	Mario Aguirre (IPC)	2/28/21	9:52
Received by	Cindy Martinez	2-28-21	10:20
Relinquished by	Cindy Martinez	2-28-21	11:10
Received by			
Relinquished by			
Received in lab by	MARIO SANTIESTEBAN (PCL)	2/28/21	11:10

Note: Samples are discarded 30 days after results are reported, unless other arrangements are made.

Sample Received Checklist

Temperature upon receipt: 4°C

# of bottles agrees with COC?	Yes	No
Samples intact?	Yes	No
Samples properly preserved?	Yes	No
Samples in holding time?	Yes	No

Compliance Monitor

Initial Flow _____

Final Flow _____

Sample Type	Preservations
Grab	HC - HCl
Comp	HS - H_2SO_4
Matrix	HN - HNO_3
AQ - Water	HP - H_3PO_4
SO -Soil / Sludge	OH - NaOH
OT - Other	ST - Sodium Thiosulfate
Bottle Type	AA - Ascorbic Acid
P - Plastic	AI - $AlCl_3$
G - Amber Glass	Cu -$CuSO_4$
VOA - 40 ml Vial	
Coli - bacteria	

Rev 2 Effective 5/1/17

PAT-CHEM LABORATORIES
QUALITY ANALYTICAL SERVICES SINCE 1987
1824 1st Street
San Fernando, CA 91340
(818) 639-5300 ph
(818) 639-5306 fx
pat-chem.com

Customer: **Integrated Performance Consultants, Inc.**
9297 Research Drive
Irvine CA, 92618

Attention: Ric Vardel
Report Date: 08-Mar-21 14:12
Subject: (MCC) Daily EFF

Project/P.O.#: (MCC) Daily EFF

Parameter	Method	QC Batch	RL	Prepared	Analyzed	Result	Notes
EFF (Sample I.D.# : 21C0019-01) Collected: 01-Mar-21 By MA of PCL							
Microbiological							
Fecal Coliforms	SM 9221E	AC10128	1.8	01-Mar-21	03-Mar-21	**<1.8 MPN/100 ml**	
Total Coliforms	SM 9221B	AC10128	1.8	01-Mar-21	03-Mar-21	**<1.8 MPN/100 ml**	
Inorganic Constituents							
pH	SM 4500H-B	AC10606	0.1	01-Mar-21	01-Mar-21	**7.5 pH Units**	
Residual Chlorine	SM 4500Cl-G	AC10338	0.05	02-Mar-21	02-Mar-21	**<0.05 mg/l**	

Notes and Definitions

RL Reporting Limit - The lowest amount of a constituent that can be reliably quantified and reported.

Respectfully Submitted,

Steve Jefferson 3/8/2021
Laboratory Director

PAT-CHEM
LABORATORIES

QUALITY ANALYTICAL SERVICES SINCE 1987

1824 1st Street
San Fernando, CA 91340
(818) 639-5300 ph
(818) 639-5306 fx
pat-chem.com

Customer: **Integrated Performance Consultants, Inc.**
9297 Research Drive
Irvine CA, 92618

Attention: Ric Vardel
Report Date: 08-Mar-21 14:21
Subject: (MCC) Monthly EFF

Project/P.O.#: (MCC) Monthly EFF

Parameter	Method	QC Batch	RL	Prepared	Analyzed	Result	Notes
EFF (Sample I.D.# : 21C0027-01) Collected: 01-Mar-21 By C.A of IPC							
Physical Properties							
Total Dissolved Solids	SM 2540C	AC10240	5	02-Mar-21	03-Mar-21	**612 mg/l**	
Inorganic Constituents							
Chloride	EPA 300.0	AC10231	10.0	02-Mar-21	02-Mar-21	**175 mg/l**	
Sulfate as SO4	EPA 300.0	AC10231	5.0	02-Mar-21	02-Mar-21	**107 mg/l**	
Boron	EPA 200.7	AC10325	0.10	03-Mar-21	04-Mar-21	**0.36 mg/l**	
Phosphorus, Total as P	EPA 365.3	AC10721	0.05	07-Mar-21	07-Mar-21	**0.16 mg/l**	
Aggregate Organic Constituents							
MBAS	SM 5540 C	AC10229	0.08	02-Mar-21	02-Mar-21	**<0.08 mg/l**	
Oil & Grease (HEM)	EPA 1664A	AC10425	5	04-Mar-21	05-Mar-21	**<5 mg/l**	

Notes and Definitions

RL Reporting Limit - The lowest amount of a constituent that can be reliably quantified and reported.

Respectfully Submitted,

Steve Jefferson 3/8/2021
Laboratory Director

Pat-Chem Laboratories
1824 1st Street
San Fernando, CA 91340

CHAIN OF CUSTODY RECORD

Phone (818) 639-5300
Fax (818) 639-5306

Environmental Sample

Sample I.D.#: 21C0027

Customer: IPC - Integrated Performance Consultants, Inc.		Project: (MCC) EFF - Monthly	
Address: 9297 Research Drive		Sampled by:	P.O. #:
Irvine CA 92618		Report Attention: Ric Vardel / Golan Kfir	Phone #: 949-382-9067

Sample Description	Date Sampled	Time Sampled	# of bottles	Required Tests	Sample Type	Matrix	Bottle Type	Preserve	Field Data (pH / Temperature) pH: Field Lab
EFF	03/01/21	1135	1	Sulfate, Chloride, TDS ✓	Grab	AQ	1/2 Gal. P	4°C	
			1	MBAS	Grab	AQ	500 P	4°C	
			1	Oil & Grease ✓	Grab	AQ	1L G	HC	
			1	Boron	Grab	AQ	250 P	HN	
			1	T.Phos ✓	Grab	AQ	500 P	4°C	
Geotracker EDD:									
Logcode: IPCI									
Global ID: WDR100000359									

RECEIVED
MAR 01 2021
By

Signature	Print Name (Company)	Date	Time
Relinquished by	Carlos Alvarez (IPC)	03/01/21	1310
Received by	MARIO SANTIESTEBAN (PCL)	3/1/21	1310
Relinquished by	MARIO SANTIESTEBAN (PCL)	3/1/21	1440
Received by			
Relinquished by			
Received in lab by	MAR 01 2021		1447

Sample Received Checklist

Temperature upon receipt: 4°C

# of bottles agrees with COC?	(Yes)	No
Samples intact?	(Yes)	No
Samples properly preserved?	(Yes)	No
Samples in holding time?	(Yes)	No

Compliance Monitor

Initial Flow _____

Final Flow _____

Sample Type
(Grab)
Comp

Matrix
(AQ) - Water
SO -Soil / Sludge
OT - Other

Bottle Type
(P) - Plastic
(G) - Amber Glass
VOA - 40 ml Vial
Coli - bacteria

Preservations
(HC) - HCl
HS - H_2SO_4
(HN) - HNO_3
HP - H_3PO_4
OH - NaOH
ST - Sodium Thiosulfate
AA - Ascorbic Acid
AI - $AlCl_3$
Cu - $CuSO_4$

Note: Samples are discarded 30 days after results are reported, unless other arrangements are made.

PAT-CHEM LABORATORIES
QUALITY ANALYTICAL SERVICES SINCE 1987
1824 1st Street
San Fernando, CA 91340
(818) 639-5300 ph
(818) 639-5306 fx
pat-chem.com

Customer: **Integrated Performance Consultants, Inc.**
9297 Research Drive
Irvine CA, 92618

Attention: Ric Vardel
Report Date: 08-Mar-21 14:14
Subject: (MCC) Daily EFF

Project/P.O.#: (MCC) Daily EFF

Parameter	Method	QC Batch	RL	Prepared	Analyzed	Result	Notes
EFF (Sample I.D.# : 21C0044-01) Collected: 02-Mar-21 By GK of IPC							
Microbiological							
Fecal Coliforms	SM 9221E	AC10237	1.8	02-Mar-21	04-Mar-21	**<1.8 MPN/100 ml**	
Total Coliforms	SM 9221B	AC10237	1.8	02-Mar-21	04-Mar-21	**<1.8 MPN/100 ml**	
Inorganic Constituents							
pH	SM 4500H-B	AC10606	0.1	02-Mar-21	02-Mar-21	**7.6 pH Units**	
Residual Chlorine	SM 4500Cl-G	AC10338	0.05	03-Mar-21	03-Mar-21	**<0.05 mg/l**	

Notes and Definitions

RL Reporting Limit - The lowest amount of a constituent that can be reliably quantified and reported.

Respectfully Submitted,

Steve Jefferson 3/8/2021
Laboratory Director

Pat-Chem Laboratories
1824 1st Street
San Fernando, CA 91340

CHAIN OF CUSTODY RECORD

Phone (818) 639-5300
Fax (818) 639-5306

Environmental Sample

Sample I.D.#: 21C0044

Customer: IPC - Integrated Performance Consultants, Inc		Project : (MCC) EFF - Daily	
Address: 9297 Research Drive, Irvine, CA 92618		Sampled by: Golan Kfir	P.O. #:
		Report Attention: Ric Vardel / Golan Kfir	Phone #: 949-382-9067

Sample Description	Date Sampled	Time Sampled	# of bottles	Required Tests	Sample Type	Matrix	Bottle Type	Preserve	Field Data (pH / Temperature) pH: Field Lab
EFF	3/2/21	11:20	1	pH, T.Res.Chlorine	Grab	AQ	500 P	4°C	7.57 / 10.7 °C
	"	"	1	Total Coliform, Fecal Coliform	Grab	AQ	Coli	ST	

RECEIVED
MAR 02 2021
By

Geotracker EDD:
Logcode: IPCI
Global ID: WDR100000359

Signature	Print Name (Company)	Date	Time
Relinquished by: GK	Golan IPC	3/2/21	1220
Received by:	MARIO SANTIESTEBAN (PCL)	3/2/21	1220
Relinquished by:	MARIO SANTIESTEBAN (PCL)	3/2/21	1520
Received by:			
Relinquished by:			
Received in lab by:	MAR 02 2021		1348

Sample Received Checklist

Temperature upon receipt: 4°C
# of bottles agrees with COC? (Yes) No
Samples intact? (Yes) No
Samples properly preserved? (Yes) No
Samples in holding time? (Yes) No

Compliance Monitor

Initial Flow _____
Final Flow _____

Sample Type
(Grab)
Comp

Matrix
(AQ) - Water
SO -Soil / Sludge
OT - Other

Bottle Type
(P) - Plastic
G - Amber Glass
VOA - 40 ml Vial
Coli - bacteria

Preservations
HC - HCl
HS - H_2SO_4
HN - HNO_3
HP - H_3PO_4
OH - NaOH
(ST) - Sodium Thiosulfate
AA - Ascorbic Acid
Al - $AlCl_3$
Cu -$CuSO_4$

Note: Samples are discarded 30 days after results are reported, unless other arrangements are made.

Rev 2 Effective 5/1/17

PAT-CHEM LABORATORIES
QUALITY ANALYTICAL SERVICES SINCE 1987
1824 1st Street
San Fernando, CA 91340
(818) 639-5300 ph
(818) 639-5306 fx
pat-chem.com

Customer: **Integrated Performance Consultants, Inc.**
9297 Research Drive
Irvine CA, 92618

Attention: Ric Vardel
Report Date: 17-Mar-21 10:42
Subject: (MCC) Weekly INF

Project/P.O.#: (MCC) Weekly INF

Parameter	Method	QC Batch	RL	Prepared	Analyzed	Result	Notes
INF (Sample I.D.# : 21C0118-01) Collected: 02-Mar-21 By C.A of IPC							
Physical Properties							
Total Suspended Solids	SM2540D	AC10430	1	04-Mar-21	04-Mar-21	**245 mg/l**	
Aggregate Organic Constituents							
Biochemical Oxygen Demand	SM 5210B	AC10433	2	04-Mar-21	09-Mar-21	**410 mg/l**	

Notes and Definitions

RL Reporting Limit - The lowest amount of a constituent that can be reliably quantified and reported.

Respectfully Submitted,

Steve Jefferson 3/17/2021
Laboratory Director

Pat-Chem Laboratories
1824 1st Street
San Fernando, CA 91340

CHAIN OF CUSTODY RECORD

Phone (818) 639-5300
Fax (818) 639-5306

Environmental Sample

Sample I.D.#: Z1C0118

Customer:	IPC - Integrated Performance Consultants, Inc.	Project:	(MCC) INF - Weekly
Address:	9297 Research Drive	Sampled by:	Rio Vardel / Golan Kfir
	Irvine CA 92618	Report Attention:	
		P.O. #:	
		Phone #:	949-382-9067

Sample Description	Date Sampled	Time Sampled	# of bottles	Required Tests	Sample Type	Matrix	Bottle Type	Preserve	Field Data (pH / Temperature) pH: Field Lab
INF	03/02/21	0000	1	TSS	Comp	AQ	1L P	4°C	
			1	BOD	Comp	AQ	1L P	4°C	

RECEIVED
MAR 03 2021
By

Geotracker EDD:
Logcode: IPCI
Global ID: WDR100000359

	Signature	Print Name (Company)	Date	Time
Relinquished by		Carlos Alvarez (PCL)	03/03/21	1256
Received by		MACIO SANTIESTEBAN (PCL)	3/3/21	1250
Relinquished by		MACIO SANTIESTEBAN (PCL)	3/3/21	1424
Received by				
Relinquished by				
Received in lab by		MAR 03 2021		15:46

Note: Samples are discarded 30 days after results are reported, unless other arrangements are made.

Sample Received Checklist

Temperature upon receipt: 4°C

# of bottles agrees with COC?	Yes	No
Samples intact?	Yes	No
Samples properly preserved?	Yes	No
Samples in holding time?	Yes	No

Compliance Monitor

Initial Flow _____

Final Flow _____

Sample Type
Grab
Comp

Matrix
AQ - Water
SO - Soil / Sludge
OT - Other

Bottle Type
P - Plastic
G - Amber Glass
VOA - 40 ml Vial
Coli - bacteria

Preservations
HC - HCl
HS - H_2SO_4
HN - HNO_3
HP - H_3PO_4
OH - NaOH
ST - Sodium Thiosulfate
AA - Ascorbic Acid
AI - $AlCl_3$
Cu - $CuSO_4$

Rev 2 Effective 5/1/17

PAT-CHEM
LABORATORIES

QUALITY ANALYTICAL SERVICES SINCE 1987

1824 1st Street
San Fernando, CA 91340
(818) 639-5300 ph
(818) 639-5306 fx
pat-chem.com

Customer: **Integrated Performance Consultants, Inc.**
9297 Research Drive
Irvine CA, 92618

Attention: Ric Vardel
Report Date: 08-Mar-21 14:16
Subject: (MCC) Daily EFF

Project/P.O.#: (MCC) Daily EFF

Parameter	Method	QC Batch	RL	Prepared	Analyzed	Result	Notes
EFF (Sample I.D.# : 21C0106-01) Collected: 03-Mar-21 By C.A of IPC							
Microbiological							
Fecal Coliforms	SM 9221E	AC10333	1.8	03-Mar-21	06-Mar-21	**<1.8 MPN/100 ml**	
Total Coliforms	SM 9221B	AC10333	1.8	03-Mar-21	06-Mar-21	**<1.8 MPN/100 ml**	
Inorganic Constituents							
pH	SM 4500H-B	AC10606	0.1	03-Mar-21	03-Mar-21	**7.6 pH Units**	
Residual Chlorine	SM 4500Cl-G	AC10438	0.05	04-Mar-21	04-Mar-21	**<0.05 mg/l**	

Notes and Definitions

RL Reporting Limit - The lowest amount of a constituent that can be reliably quantified and reported.

Respectfully Submitted,

Steve Jefferson 3/8/2021
Laboratory Director

Pat-Chem Laboratories
1824 1st Street
San Fernando, CA 91340

CHAIN OF CUSTODY RECORD

Phone (818) 639-5300
Fax (818) 639-5306

Environmental Sample

Sample I.D.#: 21C0106

Customer:	IPC - Integrated Performance Consultants, Inc.	Project:	(MCC) EFF - Daily
Address:	9297 Research Drive	Sampled by:	
	Irvine CA 92618	Report Attention:	Ric Vardel / Golan Kfir
		P.O. #:	
		Phone #:	949-382-9067

Sample Description	Date Sampled	Time Sampled	# of bottles	Required Tests	Sample Type	Matrix	Bottle Type	Preserve	Field Data (pH / Temperature) pH: Field Lab
EFF	03/03/21	1130	1	pH, T.Res Chlorine	Grab	AQ	500ml Plastic	4°C	7.56 / 16.8°C
			1	Total Coliform, Fecal Coliform	Grab	AQ	Coli Bottle	4°C, ST	

RECEIVED
MAR 03 2021
By

Geotracker EDD:
Logcode: IPCI
Global ID: WDR100000359

	Signature	Print Name (Company)	Date	Time
Relinquished by		Carlos Alvarez (IPC)	03/03/21	1246
Received by		MARIO SANTIESTEBAN (PCL)	3/3/21	1246
Relinquished by		MARIO SANTIESTEBAN (PCL)	3/3/21	1426
Received by				
Relinquished by				
Received in Lab by		MAR 03 2021		1547

Sample Received Checklist

Temperature upon receipt: 4°C
# of bottles agrees with COC? (Yes) No
Samples intact? (Yes) No
Samples properly preserved? (Yes) No
Samples in holding time? (Yes) No

Compliance Monitor

Initial Flow _____
Final Flow _____

Sample Type
(Grab)
Comp

Matrix
(AQ) - Water
SO -Soil / Sludge
OT - Other

Bottle Type
(P) Plastic
G - Amber Glass
VOA - 40 ml Vial
(Coli) - bacteria

Preservations
HC - HCl
HS - H_2SO_4
HN - HNO_3
HP - H_3PO_4
OH - NaOH
(ST) - Sodium Thiosulfate
AA - Ascorbic Acid
Al - $AlCl_3$
Cu - $CuSO_4$

Note: Samples are discarded 30 days after results are reported, unless other arrangements are made.

Rev 2 Effective 5/1/17

PAT-CHEM LABORATORIES
QUALITY ANALYTICAL SERVICES SINCE 1987
1824 1st Street
San Fernando, CA 91340
(818) 639-5300 ph
(818) 639-5306 fx
pat-chem.com

Customer: **Integrated Performance Consultants, Inc.**
9297 Research Drive
Irvine CA, 92618

Attention: Ric Vardel
Report Date: 17-Mar-21 10:48
Subject: (MCC) Weekly EFF

Project/P.O.#: (MCC) Weekly EFF

Parameter	Method	QC Batch	RL	Prepared	Analyzed	Result	Notes
EFF (Sample I.D.# : 21C0119-01) Collected: 03-Mar-21 By JL of IPC							
Physical Properties							
Total Suspended Solids	SM2540D	AC10430	1	04-Mar-21	04-Mar-21	**<1 mg/l**	
Inorganic Constituents							
Ammonia as N	EPA 350.1	AC10828	0.10	08-Mar-21	08-Mar-21	**<0.10 mg/l**	
Nitrate as N	EPA 353.2	AC10432	0.05	04-Mar-21	04-Mar-21	**1.47 mg/l**	
Nitrite as N	EPA 353.2	AC10432	0.05	04-Mar-21	04-Mar-21	**0.06 mg/l**	
Total Kjeldahl Nitrogen	EPA 351.2	AC10827	0.10	08-Mar-21	09-Mar-21	**1.70 mg/l**	
EFF (Sample I.D.# : 21C0119-02) Collected: 02-Mar-21 By JL of IPC							
Aggregate Organic Constituents							
Biochemical Oxygen Demand	SM 5210B	AC10433	2	04-Mar-21	09-Mar-21	**5 mg/l**	

Notes and Definitions

RL Reporting Limit - The lowest amount of a constituent that can be reliably quantified and reported.

Respectfully Submitted,

Steve Jefferson 3/17/2021
Laboratory Director

Pat-Chem Laboratories
1824 1st Street
San Fernando, CA 91340

CHAIN OF CUSTODY RECORD

Phone (818) 639-5300
Fax (818) 639-5306

Environmental Sample

Sample I.D.#: 21C0119

Customer:	IPC - Integrated Performance Consultants, Inc.	Project:	(IPC) EFF - Weekly
Address:	9297 Research Drive	Sampled by:	C.A.
	Irvine CA 92618	Report Attention:	Ric Vardell / Golan Kfir
P.O. #:		Phone #:	949-382-9037

Sample Description	Date Sampled	Time Sampled	# of bottles	Required Tests	Sample Type	Matrix	Bottle Type	Preserve	Field Data (pH / Temperature) pH: Field Lab
EFF	03/03/21	1130	1	TSS	Grab	AQ	1-Liter-Plastic	4°C	
			1	Ammonia, TKN	Grab	AQ	500ml Plastic	4°C	
			1	Nitrate, Nitrite	Grab	AQ	250ml Plastic	4°C	
	03/02/21	0000	1	BOD	Comp	AQ	1-Liter-Plastic	4°C	

RECEIVED
MAR 03 2021
By Alex Valle Jr.

Geotracker EDD:
Logcode: IPCI
Global ID: WDR100000359

	Signature	Print Name (Company)	Date	Time
Relinquished by	C.A.	Carlos Alvarez (IPC)	03/03/21	1250
Received by	Mario Santiesteban	MARIO SANTIESTEBAN (PCL)	3/3/21	1250
Relinquished by	Mario Santiesteban	MARIO SANTIESTEBAN (PCL)	3/3/21	1425
Received by				
Relinquished by				
Received in lab by	Alex Valle Jr.	MAR 03 2021		1647

Sample Received Checklist

Temperature upon receipt: 4°C
# of bottles agrees with COC? Yes No
Samples intact? Yes No
Samples properly preserved? Yes No
Samples in holding time? Yes No

Compliance Monitor

Initial Flow _____
Final Flow _____

Sample Type
Grab
Comp

Matrix
AQ - Water
SO - Soil / Sludge
OT - Other

Bottle Type
P - Plastic
G - Amber Glass
VOA - 40 ml Vial
Coli - bacteria

Preservations
HC - HCl
HS - H_2SO_4
HN - HNO_3
HP - H_3PO_4
OH - NaOH
ST - Sodium Thiosulfate
AA - Ascorbic Acid
Al - $AlCl_3$
Cu - $CuSO_4$

Note: Samples are discarded 30 days after results are reported, unless other arrangements are made.

Rev 2 Effective 5/1/17

PAT-CHEM LABORATORIES
QUALITY ANALYTICAL SERVICES SINCE 1987
1824 1st Street
San Fernando, CA 91340
(818) 639-5300 ph
(818) 639-5306 fx
pat-chem.com

Customer: **Integrated Performance Consultants, Inc.**
9297 Research Drive
Irvine CA, 92618

Attention: Ric Vardel
Report Date: 17-Mar-21 10:52
Subject: (MCC) Daily EFF

Project/P.O.#: (MCC) Daily EFF

Parameter	Method	QC Batch	RL	Prepared	Analyzed	Result	Notes
EFF (Sample I.D.# : 21C0166-01) Collected: 04-Mar-21 By C.A of IPC							
Microbiological							
Fecal Coliforms	SM 9221E	AC10434	1.8	04-Mar-21	06-Mar-21	**<1.8 MPN/100 ml**	
Total Coliforms	SM 9221B	AC10434	1.8	04-Mar-21	06-Mar-21	**<1.8 MPN/100 ml**	
Inorganic Constituents							
pH	SM 4500H-B	AC10606	0.1	04-Mar-21	04-Mar-21	**7.6 pH Units**	
Residual Chlorine	SM 4500Cl-G	AC10515	0.05	05-Mar-21	05-Mar-21	**<0.05 mg/l**	

Notes and Definitions

RL Reporting Limit - The lowest amount of a constituent that can be reliably quantified and reported.

Respectfully Submitted,

Steve Jefferson 3/17/2021
Laboratory Director

Pat-Chem Laboratories
1824 1st Street
San Fernando, CA 91340

CHAIN OF CUSTODY RECORD

Phone (818) 639-5300
Fax (818) 639-5306

Environmental Sample

Sample I.D.#: 21C0165

Customer:	IPC - Integrated Performance Consultants, Inc	Project:	(MCC) EFF - Daily
Address:	9297 Research Drive	Sampled by:	Golan Kfir
	Irvine CA 92618	Report Attention:	Ric Vardel / Golan Kfir
		P.O. #:	
		Phone #:	949-382-9057

Sample Description	Date Sampled	Time Sampled	# of bottles	Required Tests	Sample Type	Matrix	Bottle Type	Preserve	Field Data (pH / Temperature) pH: Field Lab
EFF	3/4/21	11:20	1	pH, T.Res.Chlorine	Grab	AQ	500ml Plastic	4°C	7.65/20.2
			1	Total Coliform, Fecal Coliform	Grab	AQ	Coli Bottle	4°C, ST	
Geotracker EDD:									
Logcode: IPCI									
Global ID: WDR100000359									

Signature	Print Name (Company)	Date	Time
Relinquished by: GK	Golan IPC	3/4/21	1328
Received by:	MARIO SANTIESTEBAN (PCL)	3/4/21	1328
Relinquished by:	MARIO SANTIESTEBAN (PCL)	3/4/21	1531
Received by:			
Relinquished by:			
Received in lab by:	MARIO SANTIESTEBAN	3/4/21	1531

Sample Received Checklist

Temperature upon receipt: 4°C

# of bottles agrees with COC?	(Yes)	No
Samples intact?	(Yes)	No
Samples properly preserved?	(Yes)	No
Samples in holding time?	(Yes)	No

Compliance Monitor

Initial Flow _____

Final Flow _____

Sample Type	Preservations
Grab Comp	HC - HCl HS - H_2SO_4 HN - HNO_3 HP - H_3PO_4 OH - NaOH ST - Sodium Thiosulfate AA - Ascorbic Acid Al - $AlCl_3$ Cu - $CuSO_4$
Matrix AQ - Water SO - Soil / Sludge OT - Other	
Bottle Type P - Plastic G - Amber Glass VOA - 40 ml Vial Coli - bacteria	

Note: Samples are discarded 30 days after results are reported, unless other arrangements are made.

Pat-Chem Laboratories (PCL) Terms and Conditions

1. Definitions

These Standard Terms and Conditions (the "Terms"), the price schedule, and any addendum or amendment thereto are agreed to in writing. "Client" means the individual or entity who may request laboratory services, consulting or sampling services and to its heirs, successors, assigns and representatives. "Price Schedule" means Pat-Chem Laboratories (PCL) standard price schedule as such document may be amended or replaced from time to time by PCL.

2. Independent Contractor

PCL acts solely as an independent contractor in performing all services.

3. Orders and Acceptance

PCL offers and will perform orders for services (as defined herein) only under the following General Terms and Conditions (the "Terms"). These Terms shall not apply if PCL and the Client shall have executed a separate agreement in writing which does not incorporate the Terms. No modifications to the Terms shall be valid and binding unless in writing and signed by an authorized representative of the client and PCL.

The client may place services by submitting a written order (Orders) to PCL. Any such order constitutes 1. an acceptance by the client of PCL's offer to do business with the client under the terms and conditions and 2. an agreement to be bound by these terms and conditions. The client's delivery of samples to PCL or initiation of consulting services constitutes the client's express intent to be governed by these terms and conditions. No contrary or additional terms and conditions expressed in a client's document shall be deemed to become a part of the contract created upon acceptance of the terms and conditions.

For purpose of this agreement, "services" shall mean all work to be performed for the client, including provision of all equipment and materials to be furnished by PCL.

4. Limit of Liability

PCL will perform the services in accordance with the normal standards of workmanship in the profession. Where applicable, PCL will use analytical methodologies which are in substantial conformity with the U.S. Environmental Protection Agency (EPA), U.S. Watershed (TLAP), American Society for Testing and Materials (ASTM), Association of Official Analytical Chemists (AOAC), Standard Methods (SM) of the Examination of Water and Wastewater, and/or other recognized methodologies. PCL reserves the right to deviate from these methodologies if necessary or appropriate due to the nature or composition of the samples or otherwise, based on the reasonable judgement of PCL. Deviations, if any, will be in use on a basis consistent with the recognized standards of the industry and/or PCL Standard Operating Procedures (SOP) and/or our QA/QC policies. The total liability of PCL, its officers, agents, employees or successors to the client arising out of or in connection with the services to be provided herein, shall not exceed the invoiced amount for said services. Client's acceptance of a work order and /or proposal releases PCL from any liability in excess of the invoiced amount for the services notwithstanding any provisions to the contrary in any client purchase orders or contracts.

5. Clients Responsibility

Unless PCL personnel performs the sampling, the client shall be responsible for the condition which the samples are collected and for conditions in and about the sampling site, and for advising PCL of the same and all information required to enable PCL to perform its services safely and efficiently.

6. Cancellation

Client may cancel any order for services hereunder subject to payment for all services rendered and out-of-pocket expenses incurred up to the date of cancellation in accordance with the applicable Price Schedule.

7. Overriding Agreement

The parties agree that the Terms shall govern performance of Client's initial order and all subsequent orders for additional services, whether placed in writing or verbally, except to the extent the Terms are modified in writing and executed by an authorized representative of both parties.

8. Force Majeure

PCL shall not be responsible for delay or failure to perform the services pursuant to this agreement due to causes beyond its control.

9. Confidentiality

Data and the sample materials provided by client or at client's request and the results obtained by PCL shall be held in confidence unless such information is otherwise available to the public domain or client has failed to pay PCL for all services rendered, or is otherwise in breach of the agreement subject to any disclosure required by law or court process. PCL shall use the same standard of care it uses in protecting its own confidential data and shall not be responsible for unauthorized disclosure of said data where such standard was maintained. PCL reports and information provided thereunder for the exclusive use and benefit of client and/or its agents there shall be no third party beneficiary of PCL's reports, data or information. Client will not disclose to any third party any proprietary information, testing technique, methods, software, processes or other information.

10. Hold Harmless

Client releases and shall save, indemnify, defend and hold PCL, its employees, officers, directors, agents, affiliates, subsidiaries and parent harmless from and against any and all liabilities, losses or damages, claims, demands, causes of action, suits and associated expenses including, but not limited to, attorneys fees (the Indemnified Expenses) and awards arising in favor of Client or any third party as a result of, and/or in any way occurring incident to arising out of, or in connection with the performance of services by PCL pursuant to this agreement and/or transportation, handling or disposal of client's hazardous materials, 1. illness, disease or death of persons 2. loss of, damage to, loss of, or loss of use of property and or 3. financial loss of every kind or character. This indemnity shall not apply to any of the foregoing losses, costs, damages or injuries caused solely by the sole negligence or willful misconduct of PCL or its employees; further, this indemnity shall specifically apply to losses, claims, damages, actions of every kind and character arising out of or in connection with the negligence of or breach of contract by any Indemnified Person, whether active or alleged, in the performance of services under this agreement. The foregoing indemnity will be in addition to any liability which the client might otherwise have to PCL and the other indemnified persons. To the extent necessary under applicable law, client agrees that its indemnity obligation will be supported by available liability insurance coverage as so furnished by client, which insurance shall be in the minimum amounts permitted under applicable law. In no event shall PCL be liable to client for indirect, punitive, special, incidental or consequential damages including without limitation, loss of profits or business interruption. Litigation Expenses or other fees including, without limitation, attorney's fees, court costs, and /or pre or post judgment interest, or any other expenses or costs incurred by client or any other party in any litigation against or involving PCL or any indemnified person in connection with this agreement or all services provided under this agreement even if client is the prevailing party.

11. Hazardous Substances

For PCL to perform the services requested by client, client will provide and PCL will receive samples materials for analyses such as asbestos, polychlorinated biphenyls, bacteria or any other hazardous or toxic material, matters and substances as which are defined, determined or identified as such under federal, state or local laws, rules, PCL policies or regulations (whether now existing or hereafter enacted or promulgated or any judicial or administrative interpretation of any thereof) (the "Hazardous Materials"). Client understands and agrees that any hazardous material received by PCL from client or at client's request shall remain the property of Client and that upon completion of PCL's services, PCL will dispose of all unused portions of samples as specified by client or by PCL's QA/QC policies. In the event the client does not specify its preferred method of disposal, PCL will return to the client all unused samples which contain Hazardous Materials. PCL reserves the right to charge the client for the disposal of unused samples in accordance with PCL's current sample disposal policy. In addition, all samples received by PCL for any/all biohazard analysis, client will be charged a sample disposal fee, per sample submitted, in accordance with our QA/QC policies and procedures.

12. Prices/Payments

Client shall pay PCL in accordance with PCL's applicable price schedule in effect at the time of operations or the date the invoiced work rendered or such other price and fees contained in writing. The price schedule is subject to change at any time with no notice. Payment is due upon which services commence or unless for which new clients or unless because of payment and/or credit no client has been established with PCL. For PCL clients with an established credit limit, the terms for payment of charges are NET CASH within thirty (30) days from date of invoices. To the fullest extent permitted by law, any amount unpaid by the end of thirty (30) days is subject to interest at the lesser of the maximum rate permitted by law or one and one-half percent (1.5%) per month on the unpaid balances. If unpaid amounts are collected through legal proceedings or by an attorney, the client shall pay reasonable costs and attorney's fees or equivalents associated with such collection procedure or efforts.

13. Agreement Modification

Changes, modifications or amendments to the terms shall be effective only in writing and executed by an officer of PCL and by clients authorized representative, except that subsequent orders for additional services may be verbal or in writing.

14. No Third Party Beneficiaries: No Right of Reliance

PCL shall have no responsibility or liability for client's use of or reliance on data, information, or reports furnished to PCL. Client is securing services hereunder for his own account, and not as agent or broker, or in any other representative capacity for any other person or entity. It is agreed and acknowledged that there are no third party beneficiaries in this agreement, and that no third party may rely on such data, information or reports. Client represents, warrants, and agrees that said data, information and reports are not requested, or shall be used to induce such, in connection with or as part of, the purchase, sale, underwriting, or distribution of any securities, any personal or other recourse to the holders of any securities, the securing, amendment, renewal, or extension of any loan from any financial institution or other similar or the certification to or contracting with, directly or indirectly, any governmental agency or department.

15. Rush Analysis

Rush analysis are available for an additional charge and must be arranged in advanced. If, for any unforeseen reason, the rush turnaround time cannot be met, the normal price will apply.

16. Holding Times

PCL cannot be responsible for holding times that are exceeded because of samples that are delivered on weekends or after 3pm on weekdays without prior notification and acceptance. Standard holding times and storage conditions should be reviewed prior to any samples being received by PCL. A list of holding times can be provided to the client if requested. All analyses with holding times of 24 hours or less (samples must arrive within 96 hours to allow PCL to meet holding time) without applying a rush surcharge. All short holding times (i.e. 7 days, samples must arrive at the lab within 24 hours before expiration to ensure that the holding times can be met. Short Holding Times of 48 hours or less (Example 6 hour) must be delivered that same day in order to guarantee holding times are met. After hours rate delivery, freight company delays or sample issues are subject to additional rush fees and/or the inability to meet holding times. All holding times are in effect as of the publication date of this fee schedule and are subject to change without notice.

17. Sample Retention

All samples are retained for at least sixty (30) days after analysis has been completed. Sample storage for longer periods is by request only. Pre-arranged long term storage is subject to an additional charge. Samples will be discarded at the end of the pre-arranged storage time.

18. Sample Pick Up/Field Tech Sampling

All pick up/sampling fees have been notated on the fee schedule. Reasonable time has been allocated for each pick up or service. Unnecessary delays during the pick up or sampling might be assessed an additional fee.

PAT-CHEM LABORATORIES
QUALITY ANALYTICAL SERVICES SINCE 1987
1824 1st Street
San Fernando, CA 91340
(818) 639-5300 ph
(818) 639-5306 fx
pat-chem.com

Customer: **Integrated Performance Consultants, Inc.**
9297 Research Drive
Irvine CA, 92618

Attention: Ric Vardel
Report Date: 17-Mar-21 10:55
Subject: (MCC) Daily EFF

Project/P.O.#: (MCC) Daily EFF

Parameter	Method	QC Batch	RL	Prepared	Analyzed	Result	Notes
EFF (Sample I.D.# : 21C0212-01) Collected: 05-Mar-21 By C.A of IPC							
Microbiological							
Fecal Coliforms	SM 9221E	AC10523	1.8	05-Mar-21	07-Mar-21	**<1.8 MPN/100 ml**	
Total Coliforms	SM 9221B	AC10523	1.8	05-Mar-21	07-Mar-21	**<1.8 MPN/100 ml**	
Inorganic Constituents							
pH	SM 4500H-B	AC10606	0.1	05-Mar-21	05-Mar-21	**7.6 pH Units**	
Residual Chlorine	SM 4500Cl-G	AC10605	0.05	06-Mar-21	06-Mar-21	**<0.05 mg/l**	

Notes and Definitions

RL Reporting Limit - The lowest amount of a constituent that can be reliably quantified and reported.

Respectfully Submitted,

Steve Jefferson 3/17/2021
Laboratory Director

Pat-Chem Laboratories
1824 1st Street
San Fernando, CA 91340

CHAIN OF CUSTODY RECORD

Phone (818) 639-5300
Fax (818) 639-5306

Environmental Sample

Sample I.D.#: 21C0212

Customer:	IPC - Integrated Performance Consultants, Inc.	Project:	(MCC) EFF - Daily
Address:	9297 Research Drive	Sampled by:	Ric Vardel / Golan Kfir
	Irvine CA 92618	Report Attention:	
		P.O. #:	
		Phone #:	949-382-9067

Sample Description	Date Sampled	Time Sampled	# of bottles	Required Tests	Sample Type	Matrix	Bottle Type	Preserve	Field Data (pH / Temperature) pH: Field Lab
EFF	03/05/21	1110	1	pH, T.Res.Chlorine	Grab	AQ	500ml Plastic	4°C	7.7/18.9
			1	Total Coliform, Fecal Coliform	Grab	AQ	Coli Bottle	4°C, ST	

Geotracker EDD:
Logcode: IPCI
Global ID: WDR100000359

	Signature	Print Name (Company)	Date	Time
Relinquished by		Carlos Alvarez (IPC)	03/05/21	1144
Received by		MARIO SANTIESTEBAN (PCL)	3/5/21	1144
Relinquished by		MARIO SANTIESTEBAN (PCL)	3/5/21	1324
Received by				
Relinquished by				
Received in lab by		MARIO SANTIESTEBAN (PCL)	3/5/21	1324

Sample Received Checklist

Temperature upon receipt: 4°C
# of bottles agrees with COC? Yes No
Samples intact? Yes No
Samples properly preserved? Yes No
Samples in holding time? Yes No

Compliance Monitor

Initial Flow _____
Final Flow _____

Sample Type	Preservations
Grab Comp	HC - HCl HS - H_2SO_4 HN - HNO_3 HP - H_3PO_4 OH - NaOH ST - Sodium Thiosulfate AA - Ascorbic Acid AI - $AlCl_3$ Cu - $CuSO_4$
Matrix AQ - Water SO - Soil / Sludge OT - Other	
Bottle Type P - Plastic G - Amber Glass VOA - 40 ml Vial Coli - bacteria	

Note: Samples are discarded 30 days after results are reported, unless other arrangements are made.

Rev 2 Effective 5/1/17

PAT-CHEM LABORATORIES
QUALITY ANALYTICAL SERVICES SINCE 1987
1824 1st Street
San Fernando, CA 91340
(818) 639-5300 ph
(818) 639-5306 fx
pat-chem.com

Customer: **Integrated Performance Consultants, Inc.**
9297 Research Drive
Irvine CA, 92618

Attention: Ric Vardel
Report Date: 17-Mar-21 10:57
Subject: (MCC) Daily EFF

Project/P.O.#: (MCC) Daily EFF

Parameter	Method	QC Batch	RL	Prepared	Analyzed	Result	Notes
EFF (Sample I.D.# : 21C0226-01) Collected: 06-Mar-21 By JA of IPC							
Microbiological							
Fecal Coliforms	SM 9221E	AC10604	1.8	06-Mar-21	08-Mar-21	**<1.8 MPN/100 ml**	
Total Coliforms	SM 9221B	AC10604	1.8	06-Mar-21	08-Mar-21	**<1.8 MPN/100 ml**	
Inorganic Constituents							
pH	SM 4500H-B	AC10719	0.1	06-Mar-21	06-Mar-21	**7.4 pH Units**	
Residual Chlorine	SM 4500Cl-G	AC10615	0.05	06-Mar-21	06-Mar-21	**<0.05 mg/l**	

Notes and Definitions

RL Reporting Limit - The lowest amount of a constituent that can be reliably quantified and reported.

Respectfully Submitted,

Steve Jefferson 3/17/2021
Laboratory Director

Pat-Chem Laboratories
1824 1st Street
San Fernando, CA 91340

CHAIN OF CUSTODY RECORD

Phone (818) 639-5300
Fax (818) 639-5306

Environmental Sample

Sample I.D.#: 210226

Customer: IPC - Integrated Performance Consultants, Inc.		Project: (MCC) EFF - Daily	
Address: 9297 Research Drive		Sampled by: Jesus Andes	P.O. #:
Irvine CA 92618		Report Attention: Ric Vardel / Golan Kfir	Phone #: 949-382-9067

Sample Description	Date Sampled	Time Sampled	# of bottles	Required Tests	Sample Type	Matrix	Bottle Type	Preserve	Field Data (pH / Temperature) pH: Field Lab
EFF	3/6/21	9:50	1	pH, T.Res.Chlorine	Grab	AQ	500ml Plastic	4°C	
〃	〃	〃	1	Total Coliform, Fecal Coliform	Grab	AQ	Coli Bottle	4°C, ST	

RECEIVED
MAR 06 2021
By

Geotracker EDD:
Logcode: IPCI
Global ID: WDR100000359

Signature	Print Name (Company)	Date	Time
Relinquished by: Jesus Andes	Jesus Andes (IPC)	3/6/21	9:55
Received by: Alex Walkup Jr.	Alex Walkup Jr.	3/6/21	12:00
Relinquished by:			
Received by:			
Relinquished by:			
Received (Lab) by:	MAR 06 2021		1455

Sample Received Checklist

Temperature upon receipt:	4 °C
# of bottles agrees with COC?	Yes No
Samples intact?	Yes No
Samples properly preserved?	Yes No
Samples in holding time?	Yes No

Compliance Monitor

Initial Flow _____

Final Flow _____

Sample Type	Matrix	Bottle Type
Grab	AQ - Water	P - Plastic
Comp	SO - Soil / Sludge	G - Amber Glass
	OT - Other	VOA - 40 ml Vial
		Coli - bacteria

Preservations
HC - HCl
HS - H_2SO_4
HN - HNO_3
HP - H_3PO_4
OH - NaOH
ST - Sodium Thiosulfate
AA - Ascorbic Acid
Al - $AlCl_3$
Cu - $CuSO_4$

Note: Samples are discarded 30 days after results are reported, unless other arrangements are made.

PAT-CHEM LABORATORIES
QUALITY ANALYTICAL SERVICES SINCE 1987
1824 1st Street
San Fernando, CA 91340
(818) 639-5300 ph
(818) 639-5306 fx
pat-chem.com

Customer: **Integrated Performance Consultants, Inc.**
9297 Research Drive
Irvine CA, 92618

Attention: Ric Vardel
Report Date: 17-Mar-21 11:01
Subject: (MCC) Daily EFF

Project/P.O.#: (MCC) Daily EFF

Parameter	Method	QC Batch	RL	Prepared	Analyzed	Result	Notes
EFF (Sample I.D.# : 21C0255-01) Collected: 07-Mar-21 By M.A. of IPC							
Microbiological							
Fecal Coliforms	SM 9221E	AC10718	1.8	07-Mar-21	09-Mar-21	**<1.8 MPN/100 ml**	
Total Coliforms	SM 9221B	AC10718	1.8	07-Mar-21	09-Mar-21	**<1.8 MPN/100 ml**	
Inorganic Constituents							
pH	SM 4500H-B	AC10726	0.1	07-Mar-21	07-Mar-21	**7.5 pH Units**	
Residual Chlorine	SM 4500Cl-G	AC10835	0.05	08-Mar-21	08-Mar-21	**<0.05 mg/l**	

Notes and Definitions

RL Reporting Limit - The lowest amount of a constituent that can be reliably quantified and reported.

Respectfully Submitted,

Steve Jefferson 3/17/2021
Laboratory Director

Pat-Chem Laboratories
1824 1st Street
San Fernando, CA 91340

CHAIN OF CUSTODY RECORD

Phone (818) 639-5300
Fax (818) 639-5306

Environmental Sample

Sample I.D.#: 21C0255

Customer:	IPC - Integrated Performance Consultants, Inc.	Project:	(MCC) EFF - Daily
Address:	9297 Research Drive	Sampled by:	Mario Aguirre
	Irvine CA 92618	Report Attention:	Ric Vardel / Golan Kfir
		P.O. #:	
		Phone #:	949-382-9067

Sample Description	Date Sampled	Time Sampled	# of bottles	Required Tests	Sample Type	Matrix	Bottle Type	Preserve	Field Data (pH / Temperature) pH: Field Lab
EFF	3/7/21	9:21	1	pH, T.Res.Chlorine	Grab	AQ	500ml Plastic	4°C	
"	"	"	1	Total Coliform, Fecal Coliform	Grab	AQ	Coli Bottle	4°C, ST	

RECEIVED
MAR 07 2021
By

Geotracker EDD:
Logcode: IPCI
Global ID: WDR100000359

Signature	Print Name (Company)	Date	Time
Relinquished by	Mario Aguirre (IPC)	3/7/21	9:25
Received by	Alex Walker JR	3/7/21	10:34
Relinquished by			
Received by			
Relinquished by			
Received for lab by	MAR 07 2021		13:02

Sample Received Checklist

Temperature upon receipt: 4°C

# of bottles agrees with COC?	Yes	No
Samples intact?	Yes	No
Samples properly preserved?	Yes	No
Samples in holding time?	Yes	No

Compliance Monitor

Initial Flow _____

Final Flow _____

Sample Type	Matrix	Bottle Type
(Grab) Comp	(AQ) - Water	P - Plastic
	SO -Soil / Sludge	G - Amber Glass
	OT - Other	VOA - 40 ml Vial
		(Coli) - bacteria

Preservations

HC - HCl
HS - H_2SO_4
HN - HNO_3
HP - H_3PO_4
OH - NaOH
(ST) - Sodium Thiosulfate
AA - Ascorbic Acid
AI - $AlCl_3$
Cu - $CuSO_4$

Note: Samples are discarded 30 days after results are reported, unless other arrangements are made.

PAT-CHEM LABORATORIES
QUALITY ANALYTICAL SERVICES SINCE 1987
1824 1st Street
San Fernando, CA 91340
(818) 639-5300 ph
(818) 639-5306 fx
pat-chem.com

Customer: **Integrated Performance Consultants, Inc.**
9297 Research Drive
Irvine CA, 92618

Attention: Ric Vardel
Report Date: 17-Mar-21 11:03
Subject: (MCC) Daily EFF

Project/P.O.#: (MCC) Daily EFF

Parameter	Method	QC Batch	RL	Prepared	Analyzed	Result	Notes
EFF (Sample I.D.# : 21C0272-01) Collected: 08-Mar-21 By C.A of IPC							
Microbiological							
Fecal Coliforms	SM 9221E	AC10834	1.8	08-Mar-21	10-Mar-21	**<1.8 MPN/100 ml**	
Total Coliforms	SM 9221B	AC10834	1.8	08-Mar-21	10-Mar-21	**<1.8 MPN/100 ml**	
Inorganic Constituents							
pH	SM 4500H-B	AC11305	0.1	08-Mar-21	08-Mar-21	**7.4 pH Units**	
Residual Chlorine	SM 4500Cl-G	AC10936	0.05	09-Mar-21	09-Mar-21	**<0.05 mg/l**	

Notes and Definitions

RL Reporting Limit - The lowest amount of a constituent that can be reliably quantified and reported.

Respectfully Submitted,

Steve Jefferson 3/17/2021
Laboratory Director

Pat-Chem Laboratories
1824 1st Street
San Fernando, CA 91340

CHAIN OF CUSTODY RECORD

Phone (818) 639-5300
Fax (818) 639-5306

Environmental Sample

Sample I.D.#: 21C0272

Customer:	iPC - Integrated Performance Consultants, Inc.	Project:	(MCC) EFF - Daily
Address:	9297 Research Drive	Sampled by:	CA
	Irvine CA 92618	Report Attention:	Ric Vardel / Golan Kfir
		P.O. #:	
		Phone #:	949-382-9067

Sample Description	Date Sampled	Time Sampled	# of bottles	Required Tests	Sample Type	Matrix	Bottle Type	Preserve	Field Data (pH / Temperature) pH: Field / Lab
EFF	03/04/21	1115	1	pH, T.Res.Chlorine	Grab	AQ	500ml Plastic	4°C	7.45 / 12.7°C
			1	Total Coliform, Fecal Coliform	Grab	AQ	Coli Bottle	4°C, ST	
	1	1							

RECEIVED
MAR 08 2021
By

Geotracker EDD:
Logcode: IPCI
Global ID: WDR100000359

	Signature	Print Name (Company)	Date	Time
Relinquished by		Carlos Olvera (IPC)	03/05/21	13:45
Received by		Armando Olvera (IPC)	3/5/21	13:45
Relinquished by		Armando Olvera (IPC)	3/8/21	16:10
Received by				
Relinquished by				
Received in lab by		MAR 08 2021		1637

Sample Received Checklist

Temperature upon receipt: 4°C

# of bottles agrees with COC?	Yes No
Samples intact?	Yes No
Samples properly preserved?	Yes No
Samples in holding time?	Yes No

Compliance Monitor

Initial Flow _____

Final Flow _____

Sample Type	Preservations
Grab	HC - HCl
Comp	HS - H_2SO_4
Matrix	HN - HNO_3
AQ - Water	HP - H_3PO_4
SO - Soil / Sludge	OH - NaOH
OT - Other	ST - Sodium Thiosulfate
Bottle Type	AA - Ascorbic Acid
P - Plastic	Al - $AlCl_3$
G - Amber Glass	Cu - $CuSO_4$
VOA - 40 ml Vial	
Coli - bacteria	

Note: Samples are discarded 30 days after results are reported, unless other arrangements are made.

PAT-CHEM LABORATORIES
QUALITY ANALYTICAL SERVICES SINCE 1987
1824 1st Street
San Fernando, CA 91340
(818) 639-5300 ph
(818) 639-5306 fx
pat-chem.com

Customer: **Integrated Performance Consultants, Inc.**
9297 Research Drive
Irvine CA, 92618

Attention: Ric Vardel
Report Date: 17-Mar-21 11:07
Subject: (MCC) Daily EFF

Project/P.O.#: (MCC) Daily EFF

Parameter	Method	QC Batch	RL	Prepared	Analyzed	Result	Notes
EFF (Sample I.D.# : 21C0325-01) Collected: 09-Mar-21 By GK of IPC							
Microbiological							
Fecal Coliforms	SM 9221E	AC11022	1.8	09-Mar-21	12-Mar-21	**<1.8 MPN/100 ml**	
Total Coliforms	SM 9221B	AC11022	1.8	09-Mar-21	12-Mar-21	**<1.8 MPN/100 ml**	
Inorganic Constituents							
pH	SM 4500H-B	AC11305	0.1	09-Mar-21	09-Mar-21	**7.5 pH Units**	
Residual Chlorine	SM 4500Cl-G	AC11145	0.05	10-Mar-21	10-Mar-21	**<0.05 mg/l**	

Notes and Definitions

RL Reporting Limit - The lowest amount of a constituent that can be reliably quantified and reported.

Respectfully Submitted,

Steve Jefferson 3/17/2021
Laboratory Director

Pat-Chem Laboratories
1824 1st Street
San Fernando, CA 91340

CHAIN OF CUSTODY RECORD

Phone (818) 639-5300
Fax (818) 639-5306

Environmental Sample

Sample I.D.#: 2100325

Customer:	IPC - Integrated Performance Consultants, Inc.	Project:	(MCC) EFF - Daily
Address:	9297 Research Drive	Sampled by:	Golan Kfir
	Irvine CA 92618	Report Attention:	Ric Vardel / Golan Kfir
		P.O. #:	
		Phone #:	949-382-9067

Sample Description	Date Sampled	Time Sampled	# of bottles	Required Tests	Sample Type	Matrix	Bottle Type	Preserve	Field Data (pH / Temperature) pH: Field Lab
EFF	3/9/21	11:40	1	pH, T.Res.Chlorine	Grab	AQ	500ml Plastic	4°C	
			1	Total Coliform, Fecal Coliform	Grab	AQ	Coli Bottle	4°C, ST	

RECEIVED
MAR 09 2021
By

Geotracker EDD:
Logcode: IPCI
Global ID: WDR100000359

	Signature	Print Name (Company)	Date	Time
Relinquished by	GK	Golan IPC	3/9/21	1420
Received by		MARIO SANTIESTEBAN (PCL)	3/9/21	1420
Relinquished by		MARIO SANTIESTEBAN (PCL)	3/9/21	1645
Received by				
Relinquished by				
Received in Lab by		MAR 09 2021		1548

Sample Received Checklist

Temperature upon receipt: 4°C

# of bottles agrees with COC?	(Yes) No
Samples intact?	(Yes) No
Samples properly preserved?	(Yes) No
Samples in holding time?	(Yes) No

Compliance Monitor

Initial Flow _____

Final Flow _____

Sample Type	Preservations
(G) Grab	HC - HCl
Comp	HS - H_2SO_4
Matrix	HN - HNO_3
(AQ) - Water	HP - H_3PO_4
SO -Soil / Sludge	OH - NaOH
OT - Other	(ST) - Sodium Thiosulfate
Bottle Type	AA - Ascorbic Acid
(P) - Plastic	Al - $AlCl_3$
G - Amber Glass	Cu -$CuSO_4$
VOA - 40 ml Vial	
(Coli) - bacteria	

Note: Samples are discarded 30 days after results are reported, unless other arrangements are made.

Rev 2 Effective 5/1/17

PAT-CHEM LABORATORIES
QUALITY ANALYTICAL SERVICES SINCE 1987
1824 1st Street
San Fernando, CA 91340
(818) 639-5300 ph
(818) 639-5306 fx
pat-chem.com

Customer: **Integrated Performance Consultants, Inc.**
9297 Research Drive
Irvine CA, 92618

Attention: Ric Vardel
Report Date: 22-Mar-21 12:58
Subject: (MCC) Weekly INF

Project/P.O.#: (MCC) Weekly INF

Parameter	Method	QC Batch	RL	Prepared	Analyzed	Result	Notes
INF (Sample I.D.# : 21C0396-01) Collected: 09-Mar-21 By JL of IPC							
Physical Properties							
Total Suspended Solids	SM2540D	AC11144	1	11-Mar-21	18-Mar-21	**281 mg/l**	
Aggregate Organic Constituents							
Biochemical Oxygen Demand	SM 5210B	AC11137	2	11-Mar-21	16-Mar-21	**455 mg/l**	

Notes and Definitions

RL Reporting Limit - The lowest amount of a constituent that can be reliably quantified and reported.

Respectfully Submitted,

Steve Jefferson 3/22/2021
Laboratory Director

Pat-Chem Laboratories
1824 1st Street
San Fernando, CA 91340

CHAIN OF CUSTODY RECORD

Phone (818) 639-5300
Fax (818) 639-5306

Environmental Sample

Sample I.D.#: 21C0396

Customer:	IPC - Integrated Performance Consultants, Inc.	Project :	(MCC) Weekly INF
Address:	9297 Research Drive	Sampled by:	
	Irvine CA 92618	Report Attention:	Ric Vardel / Golan Kfir
		P.O. #:	
		Phone #:	949-382-9067

Sample Description	Date Sampled	Time Sampled	# of bottles	Required Tests	Sample Type	Matrix	Bottle Type	Preserve	Field Data (pH / Temperature) pH: Field Lab
INF	03-9-21	00:00	1	TSS	Comp	AQ	1-Liter Plastic	4°C	
	1	1	1	BOD	Comp	AQ	1-Liter Plastic	4°C	

RECEIVED
MAR 10 2021
By

Geotracker EDD:
Logcode: IPCI
Global ID: WDR100000359

Signature	Print Name (Company)	Date	Time
Relinquished by	Julio Leal	031021	13:40
Received by	Amanda Olmos (PCL)	3/10/21	13:40
Relinquished by	Amanda Olmos (PCL)	3/10/21	16:05
Received by			
Relinquished by			
Received in lab by	MAR 10 2021		1807

Sample Received Checklist

Temperature upon receipt: 4 °C

# of bottles agrees with COC?	Yes	No
Samples intact?	Yes	No
Samples properly preserved?	Yes	No
Samples in holding time?	Yes	No

Compliance Monitor

Initial Flow _____

Final Flow _____

Sample Type	Matrix	Bottle Type
Grab	AQ - Water	P - Plastic
Comp	SO -Soil / Sludge	G - Amber Glass
	OT - Other	VOA - 40 ml Vial
		Coli - bacteria

Preservations
HC - HCl
HS - H_2SO_4
HN - HNO_3
HP - H_3PO_4
OH - NaOH
ST - Sodium Thiosulfate
AA - Ascorbic Acid
AI - $AlCl_3$
Cu - $CuSO_4$

Note: Samples are discarded 30 days after results are reported, unless other arrangements are made.

Rev 2 Effective 5/1/17

PAT-CHEM LABORATORIES
QUALITY ANALYTICAL SERVICES SINCE 1987
1824 1st Street
San Fernando, CA 91340
(818) 639-5300 ph
(818) 639-5306 fx
pat-chem.com

Customer: **Integrated Performance Consultants, Inc.**
9297 Research Drive
Irvine CA, 92618

Attention: Ric Vardel
Report Date: 17-Mar-21 11:13
Subject: (MCC) Daily EFF

Project/P.O.#: (MCC) Daily EFF

Parameter	Method	QC Batch	RL	Prepared	Analyzed	Result	Notes
EFF (Sample I.D.# : 21C0388-01) Collected: 10-Mar-21 By JL of IPC							
Microbiological							
Fecal Coliforms	SM 9221E	AC11022	1.8	10-Mar-21	12-Mar-21	**<1.8 MPN/100 ml**	
Total Coliforms	SM 9221B	AC11022	1.8	10-Mar-21	12-Mar-21	**<1.8 MPN/100 ml**	
Inorganic Constituents							
pH	SM 4500H-B	AC11305	0.1	10-Mar-21	10-Mar-21	**7.4 pH Units**	
Residual Chlorine	SM 4500Cl-G	AC11145	0.05	11-Mar-21	11-Mar-21	**<0.05 mg/l**	

Notes and Definitions

RL Reporting Limit - The lowest amount of a constituent that can be reliably quantified and reported.

Respectfully Submitted,

Steve Jefferson 3/17/2021
Laboratory Director

Pat-Chem Laboratories
1824 1st Street
San Fernando, CA 91340

CHAIN OF CUSTODY RECORD

Phone (818) 639-5300
Fax (818) 639-5306

Environmental Sample

Sample I.D.#: 2100388

Customer:	IPC - Integrated Performance Consultants, Inc.	Project:	(MCC) Daily EFF
Address:	9297 Research Drive	Sampled by:	Julio Leal
	Irvine - CA 92618	Report Attention:	Ric Vardel / Golan Klir
		P.O. #:	
		Phone #:	949-382-9067

Sample Description	Date Sampled	Time Sampled	# of bottles	Required Tests	Sample Type	Matrix	Bottle Type	Preserve	Field Data (pH / Temperature) pH: (Field) Lab
EFF	031021	12:30	1	pH, T.Res.Chlorine	Grab	AQ	500ml Plastic	4°C	7.53 / 14.14
	1	1	1	Total Coliform, Fecal Coliform	Grab	AQ	Coli Bottle	4°C, ST	

RECEIVED
MAR 10 2021
BY

~~Geotracker EDD:~~
Logcode: IPCI
Global ID: WDR100000359

Signature	Print Name (Company)	Date	Time
Relinquished by	Julio Leal	031021	13:40
Received by	Luke Ortiz (PCL)	3/10/21	13:40
Relinquished by	Armando Olmos (PCL)	3/10/21	16:05
Received by			
Relinquished by			
Received in lab by		MAR 10 2021	13:42

Sample Received Checklist

Temperature upon receipt: 4°C

# of bottles agrees with COC?	Yes No
Samples intact?	Yes No
Samples properly preserved?	Yes No
Samples in holding time?	Yes No

Compliance Monitor

Initial Flow _____

Final Flow _____

Sample Type
(Grab)
Comp

Matrix
(AQ) - Water
SO -Soil / Sludge
OT - Other

Bottle Type
(P) - Plastic
G - Amber Glass
VOA - 40 ml Vial
Coli - bacteria

Preservations
HC - HCl
HS - H_2SO_4
HN - HNO_3
HP - H_3PO_4
OH - NaOH
(ST) - Sodium Thiosulfate
AA - Ascorbic Acid
AI - $AlCl_3$
Cu - $CuSO_4$

Note: Samples are discarded 30 days after results are reported, unless other arrangements are made.

Rev 2 Effective 5/1/17

PAT-CHEM LABORATORIES
QUALITY ANALYTICAL SERVICES SINCE 1987
1824 1st Street
San Fernando, CA 91340
(818) 639-5300 ph
(818) 639-5306 fx
pat-chem.com

Customer: **Integrated Performance Consultants, Inc.**
9297 Research Drive
Irvine CA, 92618

Attention: Ric Vardel
Report Date: 22-Mar-21 12:56
Subject: (MCC) Weekly EFF

Project/P.O.#: (MCC) Weekly EFF

Parameter	Method	QC Batch	RL	Prepared	Analyzed	Result	Notes
EFF (Sample I.D.# : 21C0395-01) Collected: 10-Mar-21 By JL of IPC							
Physical Properties							
Total Suspended Solids	SM2540D	AC11144	1	11-Mar-21	18-Mar-21	**<1 mg/l**	
Inorganic Constituents							
Ammonia as N	EPA 350.1	AC11533	0.10	15-Mar-21	15-Mar-21	**<0.10 mg/l**	
Nitrate as N	EPA 353.2	AC11131	0.05	11-Mar-21	11-Mar-21	**1.58 mg/l**	
Nitrite as N	EPA 353.2	AC11131	0.05	11-Mar-21	11-Mar-21	**<0.05 mg/l**	
Total Kjeldahl Nitrogen	EPA 351.2	AC11531	0.10	15-Mar-21	16-Mar-21	**1.01 mg/l**	
EFF (Sample I.D.# : 21C0395-02) Collected: 09-Mar-21 By JL of IPC							
Aggregate Organic Constituents							
Biochemical Oxygen Demand	SM 5210B	AC11137	2	11-Mar-21	16-Mar-21	**2 mg/l**	

Notes and Definitions

RL Reporting Limit - The lowest amount of a constituent that can be reliably quantified and reported.

Respectfully Submitted,



Steve Jefferson 3/22/2021
Laboratory Director

Pat-Chem Laboratories
1824 1st Street
San Fernando, CA 91340

CHAIN OF CUSTODY RECORD

Phone (818) 639-5300
Fax (818) 639-5306

Environmental Sample

Sample I.D.#: 21C0395

Customer:	[illegible] Integrated Performance Consultants, Inc.	Project:	(MCC) EFF - Weekly
Address:	9297 Research Drive	Sampled by:	Julio Leal
	Irvine CA 92618	Report Attention:	Rin Vardai / Golan Kfir
P.O. #:		Phone #:	949-382-9067

Sample Description	Date Sampled	Time Sampled	# of bottles	Required Tests	Sample Type	Matrix	Bottle Type	Preserve	Field Data (pH / Temperature) pH: Field Lab
EFF	031021	12:30	1	TSS	Grab	AQ	1-Liter-Plastic	4°C	
			1	Ammonia, TKN	Grab	AQ	500ml Plastic	4°C	
			1	Nitrate, Nitrite	Grab	AQ	250ml Plastic	4°C	
	030900	00:00	1	BOD	Comp	AQ	1-Liter-Plastic	4°C	

RECEIVED
MAR 10 2021
By Alex Walker Jr.

Geotracker EDD:
Logcode: IPCI
Global ID: WDR100000359

Signature	Print Name (Company)	Date	Time
Relinquished by	Julio Leal	031021	13:40
Received by	Armando Olmos (PCI)	3/10/21	13:40
Relinquished by	Armando Olmos (PCI)	3/10/21	16:05
Received by			
Relinquished by			
Received in lab by Alex Walker Jr.		MAR 10 2021	1803

Sample Received Checklist

Temperature upon receipt: 4°C
# of bottles agrees with COC? Yes No
Samples intact? Yes No
Samples properly preserved? Yes No
Samples in holding time? Yes No

Compliance Monitor

Initial Flow _____
Final Flow _____

Sample Type
Grab
Comp

Matrix
AQ - Water
SO - Soil / Sludge
OT - Other

Bottle Type
P - Plastic
G - Amber Glass
VOA - 40 ml Vial
Coli - bacteria

Preservations
HC - HCl
HS - H_2SO_4
HN - HNO_3
HP - H_3PO_4
OH - NaOH
ST - Sodium Thiosulfate
AA - Ascorbic Acid
Al - $AlCl_3$
Cu - $CuSO_4$

Note: Samples are discarded 30 days after results are reported, unless other arrangements are made.

Rev 2 Effective 5/1/17

PAT-CHEM LABORATORIES
QUALITY ANALYTICAL SERVICES SINCE 1987
1824 1st Street
San Fernando, CA 91340
(818) 639-5300 ph
(818) 639-5306 fx
pat-chem.com

Customer: **Integrated Performance Consultants, Inc.**
9297 Research Drive
Irvine CA, 92618

Attention: Ric Vardel
Report Date: 17-Mar-21 11:30
Subject: (MCC) Daily EFF

Project/P.O.#: (MCC) Daily EFF

Parameter	Method	QC Batch	RL	Prepared	Analyzed	Result	Notes
EFF (Sample I.D.# : 21C0446-01) Collected: 11-Mar-21 By GK of IPC							
Microbiological							
Fecal Coliforms	SM 9221E	AC11130	1.8	11-Mar-21	15-Mar-21	**<1.8 MPN/100 ml**	
Total Coliforms	SM 9221B	AC11130	1.8	11-Mar-21	15-Mar-21	**<1.8 MPN/100 ml**	
Inorganic Constituents							
pH	SM 4500H-B	AC11305	0.1	11-Mar-21	11-Mar-21	**7.9 pH Units**	
Residual Chlorine	SM 4500Cl-G	AC11304	0.05	13-Mar-21	13-Mar-21	**<0.05 mg/l**	

Notes and Definitions

RL Reporting Limit - The lowest amount of a constituent that can be reliably quantified and reported.

Respectfully Submitted,

Steve Jefferson 3/17/2021
Laboratory Director

Pat-Chem Laboratories
1824 1st Street
San Fernando, CA 91340

CHAIN OF CUSTODY RECORD

Phone (818) 639-5300
Fax (818) 639-5306

Environmental Sample

Sample I.D.#: 21C0446

Customer:	IPC - Integrated Performance Consultants, Inc.	Project:	(MCC) Daily EFF
Address:	9297 Research Drive	Sampled by:	Golan Kfir
	Irvine CA 92618	Report Attention:	Ric Vardel / Golan Kfir
		P.O. #:	
		Phone #:	949-382-9067

Sample Description	Date Sampled	Time Sampled	# of bottles	Required Tests	Sample Type	Matrix	Bottle Type	Preserve	Field Data (pH / Temperature) pH: Field Lab
EFF	3/11/21	11:15	1	pH, T.Res.Chlorine	Grab	AQ	500ml Plastic	4°C	7.93/16.6°C
			1	Total Coliform, Fecal Coliform	Grab	AQ	Coli Bottle	4°C ST	

RECEIVED
MAR 11 2021
By

~~Geotracker EDD:~~
Logcode: IPCI
Global ID: WDR100000359

Signature	Print Name (Company)	Date	Time
Relinquished by: GK	Golan IPC	3/11/21	14:20
Received by:	Amanda Olmos (PCL)	3/11/21	14:20
Relinquished by:	Amanda Olmos (PCL)	3/11/21	16:40
Received by:			
Relinquished by:			
Received in lab by:	MAR 11 2021		16:41

Sample Received Checklist

Temperature upon receipt: 4°C

# of bottles agrees with COC?	Yes No
Samples intact?	Yes No
Samples properly preserved?	Yes No
Samples in holding time?	Yes No

Compliance Monitor

Initial Flow _____

Final Flow _____

Sample Type
Grab
Comp

Matrix
AQ - Water
SO - Soil / Sludge
OT - Other

Bottle Type
P - Plastic
G - Amber Glass
VOA - 40 ml Vial
Coli - bacteria

Preservations
HC - HCl
HS - H_2SO_4
HN - HNO_3
HP - H_3PO_4
OH - NaOH
ST - Sodium Thiosulfate
AA - Ascorbic Acid
AI - $AlCl_3$
Cu - $CuSO_4$

Note: Samples are discarded 30 days after results are reported, unless other arrangements are made.

Rev 2 Effective 5/1/17

PAT-CHEM LABORATORIES
QUALITY ANALYTICAL SERVICES SINCE 1987
1824 1st Street
San Fernando, CA 91340
(818) 639-5300 ph
(818) 639-5306 fx
pat-chem.com

Customer: **Integrated Performance Consultants, Inc.**
9297 Research Drive
Irvine CA, 92618

Attention: Ric Vardel
Report Date: 17-Mar-21 11:33
Subject: (MCC) Daily EFF

Project/P.O.#: (MCC) Daily EFF

Parameter	Method	QC Batch	RL	Prepared	Analyzed	Result	Notes
EFF (Sample I.D.# : 21C0483-01) Collected: 12-Mar-21 By GK of IPC							
Microbiological							
Fecal Coliforms	SM 9221E	AC11216	1.8	12-Mar-21	14-Mar-21	**<1.8 MPN/100 ml**	
Total Coliforms	SM 9221B	AC11216	1.8	12-Mar-21	14-Mar-21	**<1.8 MPN/100 ml**	
Inorganic Constituents							
pH	SM 4500H-B	AC11305	0.1	12-Mar-21	12-Mar-21	**7.7 pH Units**	
Residual Chlorine	SM 4500Cl-G	AC11304	0.05	13-Mar-21	13-Mar-21	**<0.05 mg/l**	

Notes and Definitions

RL Reporting Limit - The lowest amount of a constituent that can be reliably quantified and reported.

Respectfully Submitted,



Steve Jefferson 3/17/2021
Laboratory Director

Pat-Chem Laboratories
1824 1st Street
San Fernando, CA 91340

CHAIN OF CUSTODY RECORD

Phone (818) 639-5300
Fax (818) 639-5306

Environmental Sample

Sample I.D.#: 2100483

Customer:	IPC - Integrated Performance Consultants, Inc.	Project :	(MCC) Daily EFF
Address:	9297 Research Drive	Sampled by:	ERIC MORRIS
	Irvine - CA 92618	Report Attention:	Ric Vardel / Golan Kfir
		P.O. #:	
		Phone #:	949-382-9067

Sample Description	Date Sampled	Time Sampled	# of bottles	Required Tests	Sample Type	Matrix	Bottle Type	Preserve	Field Data (pH / Temperature) pH: (Field) Lab
EFF	3-12-21	11:55	1	pH, T.Res.Chlorine	Grab	AQ	500ml Plastic	4°C	7.67 / 15.7
	3-12-21	11:55	1	Total Coliform, Fecal Coliform	Grab	AQ	Coli Bottle	4°C ST	

RECEIVED
MAR 12 2021
By

~~Geotracker EDD:~~
Logcode: IPCI
Global ID: WDR100000359

Signature	Print Name (Company)	Date	Time
Relinquished by: ERIC MORRIS	ERIC MORRIS / IPC	3/12/21	12:02
Received by:	Armando Olmos (IPC)	3/12/21	13:55
Relinquished by:	Armando Olmos (IPC)	3/12/21	16:25
Received by:			
Relinquished by:			
Received in lab by:	MAR 12 2021		1652

Sample Received Checklist

Temperature upon receipt: 4 °C

# of bottles agrees with COC?	(Yes) No
Samples intact?	(Yes) No
Samples properly preserved?	(Yes) No
Samples in holding time?	(Yes) No

Compliance Monitor

Initial Flow _____

Final Flow _____

Sample Type
~~Grab~~
Comp

Matrix
(AQ) - Water
SO -Soil / Sludge
OT - Other

Bottle Type
(P) Plastic
G - Amber Glass
VOA - 40 ml Vial
(Coli) - bacteria

Preservations
HC - HCl
HS - H_2SO_4
HN - HNO_3
HP - H_3PO_4
OH - NaOH
(ST) - Sodium Thiosulfate
AA - Ascorbic Acid
AI - $AlCl_3$
Cu - $CuSO_4$

Note: Samples are discarded 30 days after results are reported, unless other arrangements are made.

PAT-CHEM LABORATORIES
QUALITY ANALYTICAL SERVICES SINCE 1987
1824 1st Street
San Fernando, CA 91340
(818) 639-5300 ph
(818) 639-5306 fx
pat-chem.com

Customer: **Integrated Performance Consultants, Inc.**
9297 Research Drive
Irvine CA, 92618

Attention: Ric Vardel
Report Date: 22-Mar-21 13:36
Subject: (MCC) Daily EFF

Project/P.O.#: (MCC) Daily EFF

Parameter	Method	QC Batch	RL	Prepared	Analyzed	Result	Notes
EFF (Sample I.D.# : 21C0548-01) Collected: 13-Mar-21 By JA of IPC							
Microbiological							
Fecal Coliforms	SM 9221E	AC11311	1.8	13-Mar-21	17-Mar-21	**<1.8 MPN/100 ml**	
Total Coliforms	SM 9221B	AC11311	1.8	13-Mar-21	17-Mar-21	**2.0 MPN/100 ml**	
Inorganic Constituents							
pH	SM 4500H-B	AC12007	0.1	13-Mar-21	13-Mar-21	**7.4 pH Units**	
Residual Chlorine	SM 4500Cl-G	AC11426	0.05	14-Mar-21	14-Mar-21	**<0.05 mg/l**	

Notes and Definitions

RL Reporting Limit - The lowest amount of a constituent that can be reliably quantified and reported.

Respectfully Submitted,

Steve Jefferson 3/22/2021
Laboratory Director

Pat-Chem Laboratories
1824 1st Street
San Fernando, CA 91340

CHAIN OF CUSTODY RECORD

Phone (818) 639-5300
Fax (818) 639-5306

Environmental Sample

Sample I.D.#: 2100548

Customer:	IPC - Integrated Performance Consultants, Inc.	**Project :**	(MCC) Daily EFF
Address:	9297 Research Drive	**Sampled by:**	Jesus Duglas
	Irvine CA 92618	**Report-Attention:**	Ric Vardel / Golan Kfir
		P.O. #:	
		Phone #:	949-382-9067

Sample Description	Date Sampled	Time Sampled	# of bottles	Required Tests	Sample Type	Matrix	Bottle Type	Preserve	Field Data (pH / Temperature) pH: Field Lab
EFF	3/13/21	9:50	1	pH, T.Res.Chlorine	Grab	AQ	500ml Plastic	4°C	
"	"	"	1	Total Coliform, Fecal Coliform	Grab	AQ	Coli Bottle	4°C, ST	

RECEIVED
MAR 13 2021
By

Geotracker EDD:
Logcode: IPCI
Global ID: WDR100000359

Signature	Print Name (Company)	Date	Time
Relinquished by: Jesus Duglas	Jesus Duglas (IPC)	3/13/21	9:55
Received by:	Alex Wang	3/13/21	1300
Relinquished by:			
Received by:			
Relinquished by:			
Received in lab by:	MAR 13 2021		1539

Sample Received Checklist

Temperature upon receipt: 4°C

# of bottles agrees with COC?	(Yes) No
Samples intact?	(Yes) No
Samples properly preserved?	(Yes) No
Samples in holding time?	(Yes) No

Compliance Monitor

Initial Flow _____

Final Flow _____

Sample Type
(Grab)
~~Comp~~

Matrix
(AQ) - Water
SO -Soil / Sludge
OT - Other

Bottle Type
(P) - Plastic
G - Amber Glass
VOA - 40 ml Vial
(Coli) - bacteria

Preservations
HC - HCl
HS - H_2SO_4
HN - HNO_3
HP - H_3PO_4
OH - NaOH
(ST) - Sodium Thiosulfate
AA - Ascorbic Acid
Al - $AlCl_3$
Cu - $CuSO_4$

Note: Samples are discarded 30 days after results are reported, unless other arrangements are made.

PAT-CHEM LABORATORIES
QUALITY ANALYTICAL SERVICES SINCE 1987
1824 1st Street
San Fernando, CA 91340
(818) 639-5300 ph
(818) 639-5306 fx
pat-chem.com

Customer: **Integrated Performance Consultants, Inc.**
9297 Research Drive
Irvine CA, 92618

Attention: Ric Vardel
Report Date: 22-Mar-21 13:41
Subject: (MCC) Daily EFF

Project/P.O.#: (MCC) Daily EFF

Parameter	Method	QC Batch	RL	Prepared	Analyzed	Result	Notes
EFF (Sample I.D.# : 21C0555-01) Collected: 14-Mar-21 By EM of IPC							
Microbiological							
Fecal Coliforms	SM 9221E	AC11427	1.8	14-Mar-21	16-Mar-21	**<1.8 MPN/100 ml**	
Total Coliforms	SM 9221B	AC11427	1.8	14-Mar-21	16-Mar-21	**<1.8 MPN/100 ml**	
Inorganic Constituents							
pH	SM 4500H-B	AC12007	0.1	14-Mar-21	14-Mar-21	**6.9 pH Units**	
Residual Chlorine	SM 4500Cl-G	AC11433	0.05	14-Mar-21	14-Mar-21	**<0.05 mg/l**	

Notes and Definitions

RL Reporting Limit - The lowest amount of a constituent that can be reliably quantified and reported.

Respectfully Submitted,

Steve Jefferson 3/22/2021
Laboratory Director

Pat-Chem Laboratories
1824 1st Street
San Fernando, CA 91340

CHAIN OF CUSTODY RECORD

Phone (818) 639-5300
Fax (818) 639-5306

Environmental Sample

Sample I.D.#: 21C0555

Customer:	IPC - Integrated Performance Consultants, Inc.	Project :	(MCC) Daily EFF
Address:	9297 Research Drive	Sampled by:	ERIC MORRIS
	Irvine - CA 92618	Report Attention:	Ric Vardel / Golan Kfir
		P.O. #:	
		Phone #:	949-382-9067

Sample Description	Date Sampled	Time Sampled	# of bottles	Required Tests	Sample Type	Matrix	Bottle Type	Preserve	Field Data (pH / Temperature) pH: Field Lab
EFF	3/14/21	9:55	1	pH, T.Res.Chlorine	Grab	AQ	500ml Plastic	4°C	6.0
	3/14/21	9:56	1	Total Coliform, Fecal Coliform	Grab	AQ	Coli Bottle	4°C, ST	

RECEIVED
MAR 14 2021
By

Geotracker EDD:
Logcode: IPCI
Global ID: WDR100000359

	Signature	Print Name (Company)	Date	Time
Relinquished by		Eric Morris IPC	3-14-21	10:00
Received by		Cindy Manno	3-14-21	10:47
Relinquished by			3/14/21	11:45
Received by				
Relinquished by				
Received in lab by		MAR 14 2021		11:50

Sample Received Checklist

Temperature upon receipt: 4°C
# of bottles agrees with COC? (Yes) No
Samples intact? (Yes) No
Samples properly preserved? (Yes) No
Samples in holding time? (Yes) No

Compliance Monitor

Initial Flow _____
Final Flow _____

Sample Type
(Grab)
Comp

Matrix
(AQ) Water
SO -Soil / Sludge
OT - Other

Bottle Type
(P) Plastic
G - Amber Glass
VOA - 40 ml Vial
Coli - bacteria

Preservations
HC - HCl
HS - H_2SO_4
HN - HNO_3
HP - H_3PO_4
OH - NaOH
(ST) - Sodium Thiosulfate
AA - Ascorbic Acid
Al - $AlCl_3$
Cu -$CuSO_4$

Note: Samples are discarded 30 days after results are reported, unless other arrangements are made.

Rev 2 Effective 5/1/17

PAT-CHEM LABORATORIES
QUALITY ANALYTICAL SERVICES SINCE 1987
1824 1st Street
San Fernando, CA 91340
(818) 639-5300 ph
(818) 639-5306 fx
pat-chem.com

Customer: **Integrated Performance Consultants, Inc.**
9297 Research Drive
Irvine CA, 92618

Attention: Ric Vardel
Report Date: 22-Mar-21 13:43
Subject: (MCC) Daily EFF

Project/P.O.#: (MCC) Daily EFF

Parameter	Method	QC Batch	RL	Prepared	Analyzed	Result	Notes
EFF (Sample I.D.# : 21C0592-01) Collected: 15-Mar-21 By JL of IPC							
Microbiological							
Fecal Coliforms	SM 9221E	AC11537	1.8	15-Mar-21	19-Mar-21	**<1.8 MPN/100 ml**	
Total Coliforms	SM 9221B	AC11537	1.8	15-Mar-21	19-Mar-21	**<1.8 MPN/100 ml**	
Inorganic Constituents							
pH	SM 4500H-B	AC12007	0.1	15-Mar-21	15-Mar-21	**7.6 pH Units**	
Residual Chlorine	SM 4500Cl-G	AC11640	0.05	16-Mar-21	16-Mar-21	**<0.05 mg/l**	

Notes and Definitions

RL Reporting Limit - The lowest amount of a constituent that can be reliably quantified and reported.

Respectfully Submitted,

Steve Jefferson 3/22/2021
Laboratory Director

Pat-Chem Laboratories
1824 1st Street
San Fernando, CA 91340

CHAIN OF CUSTODY RECORD

Phone (818) 639-5300
Fax (818) 639-5306

Environmental Sample

Sample I.D.#: 21C0592

Customer: IPC - Integrated Performance Consultants, Inc.		Project: (MCC) Daily EFF	
Address: 9297 Research Drive	Sampled by: [signature]		P.O. #:
Irvine CA 92618	Report Attention: Ric Vardel / Golan Kfir		Phone #: 949-382-9067

Sample Description	Date Sampled	Time Sampled	# of bottles	Required Tests	Sample Type	Matrix	Bottle Type	Preserve	Field Data (pH / Temperature) pH: Field Lab
EFF	03/15/21	11:00	1	pH, T.Res.Chlorine	Grab	AQ	500ml Plastic	4°C	
	/	/	1	Total Coliform, Fecal Coliform	Grab	AQ	Coli Bottle	4°C ST	

RECEIVED
MAR 15 2021
By [signature]

Geotracker EDD:
Logcode: IPCI
Global ID: WDR100000359

Signature	Print Name (Company)	Date	Time
Relinquished by [signature]	Julio Leal	03/15/21	1055
Received by [signature]	Cindy Martinez	3-15-21	1055
Relinquished by [signature]	Cindy Martinez	3-15-21	13:00
Received by			
Relinquished by			
Received in lab by [signature]	MAR 15 2021		1422

Sample Received Checklist

Temperature upon receipt: 4°C
# of bottles agrees with COC? Yes No
Samples intact? Yes No
Samples properly preserved? Yes No
Samples in holding time? Yes No

Compliance Monitor

Initial Flow _____
Final Flow _____

Sample Type
Grab
Comp

Matrix
AQ - Water
SO - Soil / Sludge
OT - Other

Bottle Type
P - Plastic
G - Amber Glass
VOA - 40 ml Vial
Coli - bacteria

Preservations
HC - HCl
HS - H_2SO_4
HN - HNO_3
HP - H_3PO_4
OH - NaOH
ST - Sodium Thiosulfate
AA - Ascorbic Acid
Al - $AlCl_3$
Cu - $CuSO_4$

Note: Samples are discarded 30 days after results are reported, unless other arrangements are made.

Rev 2 Effective 5/1/17

PAT-CHEM LABORATORIES
QUALITY ANALYTICAL SERVICES SINCE 1987
1824 1st Street
San Fernando, CA 91340
(818) 639-5300 ph
(818) 639-5306 fx
pat-chem.com

Customer: **Integrated Performance Consultants, Inc.**
9297 Research Drive
Irvine CA, 92618

Attention: Ric Vardel
Report Date: 22-Mar-21 13:45
Subject: (MCC) Daily EFF

Project/P.O.#: (MCC) Daily EFF

Parameter	Method	QC Batch	RL	Prepared	Analyzed	Result	Notes
EFF (Sample I.D.# : 21C0635-01) Collected: 16-Mar-21 By GK of IPC							
Microbiological							
Fecal Coliforms	SM 9221E	AC11637	1.8	16-Mar-21	19-Mar-21	**<1.8 MPN/100 ml**	
Total Coliforms	SM 9221B	AC11637	1.8	16-Mar-21	19-Mar-21	**<1.8 MPN/100 ml**	
Inorganic Constituents							
pH	SM 4500H-B	AC12007	0.1	16-Mar-21	16-Mar-21	**7.9 pH Units**	
Residual Chlorine	SM 4500Cl-G	AC11827	0.05	17-Mar-21	17-Mar-21	**<0.05 mg/l**	

Notes and Definitions

RL Reporting Limit - The lowest amount of a constituent that can be reliably quantified and reported.

Respectfully Submitted,

Steve Jefferson 3/22/2021
Laboratory Director

Pat-Chem Laboratories
1824 1st Street
San Fernando, CA 91340

CHAIN OF CUSTODY RECORD

Phone (818) 639-5300
Fax (818) 639-5306

Environmental Sample

Sample I.D.#: 21C0635

Customer: IPC - Integrated Performance Consultants, Inc.		Project: (MCC) Daily EFF	
Address: 9297 Research Drive		Sampled by: Golan Kfir	P.O. #:
Irvine CA 92618		Report Attention: Ric Vardel / Golan Kfir	Phone #: 949-382-9067

Sample Description	Date Sampled	Time Sampled	# of bottles	Required Tests	Sample Type	Matrix	Bottle Type	Preserve	Field Data (pH / Temperature) pH: Field Lab
EFF	3/16/21	12:00	1	pH, T.Res.Chlorine	Grab	AQ	500ml Plastic	4°C	7.92/13.3
	"	"	1	Total Coliform, Fecal Coliform	Grab	AQ	Coli Bottle	4°C ST	

RECEIVED
MAR 16 2021
By

Geotracker EDD:
Logcode: IPCI
Global ID: WDR100000359

Signature	Print Name (Company)	Date	Time
Relinquished by: GK	Golan IPC	3/16/21	1515
Received by:	MARIO SANTIESTEBAN (PC)	3/16/21	1515
Relinquished by:	MARIO SANTIESTEBAN (PC)	3/16/21	1730
Received by:			
Relinquished by:			
Received in lab by:	MAR 16 2021		1601

Sample Received Checklist

Temperature upon receipt: 4°C
# of bottles agrees with COC? (Yes) No
Samples intact? (Yes) No
Samples properly preserved? (Yes) No
Samples in holding time? (Yes) No

Compliance Monitor

Initial Flow _____
Final Flow _____

Sample Type
(Grab)
Comp

Matrix
(AQ) - Water
SO - Soil / Sludge
OT - Other

Bottle Type
(P) - Plastic
G - Amber Glass
VOA - 40 ml Vial
(Coli) - bacteria

Preservations
HC - HCl
HS - H_2SO_4
HN - HNO_3
HP - H_3PO_4
OH - NaOH
(ST) - Sodium Thiosulfate
AA - Ascorbic Acid
AI - $AlCl_3$
Cu - $CuSO_4$

Note: Samples are discarded 30 days after results are reported, unless other arrangements are made.

Rev 2 Effective 5/1/17

PAT-CHEM LABORATORIES
QUALITY ANALYTICAL SERVICES SINCE 1987
1824 1st Street
San Fernando, CA 91340
(818) 639-5300 ph
(818) 639-5306 fx
pat-chem.com

Customer: **Integrated Performance Consultants, Inc.**
9297 Research Drive
Irvine CA, 92618

Attention: Ric Vardel
Report Date: 28-Mar-21 16:37
Subject: (MCC) Weekly INF

Project/P.O.#: (MCC) Weekly INF

Parameter	Method	QC Batch	RL	Prepared	Analyzed	Result	Notes
INF (Sample I.D.# : 21C0679-01) Collected: 16-Mar-21 By JL of IPC							
Physical Properties							
Total Suspended Solids	SM2540D	AC12134	1	21-Mar-21	21-Mar-21	**296 mg/l**	
Aggregate Organic Constituents							
Biochemical Oxygen Demand	SM 5210B	AC11828	2	18-Mar-21	23-Mar-21	**424 mg/l**	

Notes and Definitions

RL Reporting Limit - The lowest amount of a constituent that can be reliably quantified and reported.

Respectfully Submitted,

Steve Jefferson 3/28/2021
Laboratory Director

Pat-Chem Laboratories
1824 1st Street
San Fernando, CA 91340

CHAIN OF CUSTODY RECORD

Phone (818) 639-5300
Fax (818) 639-5306

Environmental Sample

Sample I.D.#: 2100679

Customer:	IPC - Integrated Performance Consultants, Inc.	Project :	(MCC) Weekly INF
Address:	9297 Research Drive	Sampled by:	
	Irvine CA 92618	Report Attention:	Ric Vardel / Golan Kfir
		P.O. #:	
		Phone #:	949-382-9067

Sample Description	Date Sampled	Time Sampled	# of bottles	Required Tests	Sample Type	Matrix	Bottle Type	Preserve	Field Data (pH / Temperature) pH: Field Lab
INF	031621	00:00	1	TSS	Comp	AQ	1-Liter Plastic	4°C	7.0
	1	1	1	BOD	Comp	AQ	1-Liter Plastic	4°C	

RECEIVED
MAR 17 2021
By

Geotracker EDD:
Logcode: IPC1
Global ID: WDR100000359

Signature	Print Name (Company)	Date	Time
Relinquished by	JULIO LEAL	031721	1350
Received by	Cindy M	3-17-21	13:50
Relinquished by	Cindy M	3-17-21	14:58
Received by			
Relinquished by			
Received in lab by	MAR 17 2021		1614

- Sample Received Checklist
  - Temperature upon receipt: 4°C
  - # of bottles agrees with COC? Yes No
  - Samples intact? Yes No
  - Samples properly preserved? Yes No
  - Samples in holding time? Yes No

Compliance Monitor
Initial Flow _____
Final Flow _____

Sample Type	Matrix	Bottle Type
Grab	AQ - Water	P - Plastic
Comp	SO -Soil / Sludge	G - Amber Glass
	OT - Other	VOA - 40 ml Vial
		Coli - bacteria

Preservations
HC - HCl
HS - H_2SO_4
HN - HNO_3
HP - H_3PO_4
OH - NaOH
ST - Sodium Thiosulfate
AA - Ascorbic Acid
AI - $AlCl_3$
Cu - $CuSO_4$

Note: Samples are discarded 30 days after results are reported, unless other arrangements are made.

Rev 2 Effective 5/1/17

PAT-CHEM LABORATORIES
QUALITY ANALYTICAL SERVICES SINCE 1987
1824 1st Street
San Fernando, CA 91340
(818) 639-5300 ph
(818) 639-5306 fx
pat-chem.com

Customer: **Integrated Performance Consultants, Inc.**
9297 Research Drive
Irvine CA, 92618

Attention: Ric Vardel
Report Date: 22-Mar-21 13:47
Subject: (MCC) Daily EFF

Project/P.O.#: (MCC) Daily EFF

Parameter	Method	QC Batch	RL	Prepared	Analyzed	Result	Notes
EFF (Sample I.D.# : 21C0678-01) Collected: 17-Mar-21 By JL of IPC							
Microbiological							
Fecal Coliforms	SM 9221E	AC11732	1.8	17-Mar-21	19-Mar-21	**<1.8 MPN/100 ml**	
Total Coliforms	SM 9221B	AC11732	1.8	17-Mar-21	19-Mar-21	**<1.8 MPN/100 ml**	
Inorganic Constituents							
pH	SM 4500H-B	AC12007	0.1	17-Mar-21	17-Mar-21	**7.1 pH Units**	
Residual Chlorine	SM 4500Cl-G	AC11827	0.05	18-Mar-21	18-Mar-21	**<0.05 mg/l**	

Notes and Definitions

RL Reporting Limit - The lowest amount of a constituent that can be reliably quantified and reported.

Respectfully Submitted,

Steve Jefferson 3/22/2021
Laboratory Director

Pat-Chem Laboratories
1824 1st Street
San Fernando, CA 91340

CHAIN OF CUSTODY RECORD

Phone (818) 639-5300
Fax (818) 639-5306

Environmental Sample

Sample I.D.#: 2100778

Customer: American Water Well Services		Project :	
Address: 33604 Aqua Dulce Canyon		Sampled by: Brian	P.O. #:
Aqua Dulce CA 91350		Report Attention: Randy Alleman / Cindy Alleman	Phone #: 661-252-4460

Sample Description	Date Sampled	Time Sampled	# of bottles	Required Tests	Sample Type	Matrix	Bottle Type	Preserve	Field Data (pH / Temperature) pH: Field Lab
Sandoval - 31948 Wildhare	3/19/21	800	1	Potability: Arsenic, Nitrate, TDS, Fluoride,	Grab	AQ	1/2 Gal.		
			1	Total Coli., E.Coli	Grab	AQ	Coli		

RECEIVED
MAR 19 2021
By

Signature	Print Name (Company)	Date	Time
Relinquished by			
Received by	Cindy M	3-19-21	1555
Relinquished by	Cindy M	3/19/21	1555
Received by			
Relinquished by			
Received at lab by			1642

MAR 19 2021

Note: Samples are discarded 30 days after results are reported, unless other arrangements are made.

Sample Received Checklist

Temperature upon receipt: 4°C

# of bottles agrees with COC?	Yes	No
Samples intact?	Yes	No
Samples properly preserved?	Yes	No
Samples in holding time?	Yes	No

Compliance Monitor

Initial Flow _____

Final Flow _____

Sample Type: Grab, Comp

Matrix: AQ - Water; SO - Soil / Sludge; OT - Other

Bottle Type: P - Plastic; G - Amber Glass; VOA - 40 ml Vial; Coli - bacteria

Preservations: HC - HCl; HS - H_2SO_4; HN - HNO_3; HP - H_3PO_4; OH - NaOH; ST - Sodium Thiosulfate; AA - Ascorbic Acid; Al - $AlCl_3$; Cu - $CuSO_4$

PAT-CHEM
LABORATORIES

QUALITY ANALYTICAL SERVICES SINCE 1987

1824 1st Street
San Fernando, CA 91340
(818) 639-5300 ph
(818) 639-5306 fx
pat-chem.com

Customer: **Integrated Performance Consultants, Inc.**
9297 Research Drive
Irvine CA, 92618

Attention: Ric Vardel
Report Date: 28-Mar-21 16:41
Subject: (MCC) Weekly EFF

Project/P.O.#: (MCC) Weekly EFF

Parameter	Method	QC Batch	RL	Prepared	Analyzed	Result	Notes
EFF (Sample I.D.# : 21C0680-01) Collected: 17-Mar-21 By JL of IPC							
Physical Properties							
Total Suspended Solids	SM2540D	AC12134	1	21-Mar-21	21-Mar-21	**2 mg/l**	
Inorganic Constituents							
Ammonia as N	EPA 350.1	AC12244	0.10	22-Mar-21	23-Mar-21	**0.48 mg/l**	
Nitrate as N	EPA 353.2	AC11830	0.25	18-Mar-21	18-Mar-21	**1.94 mg/l**	
Nitrite as N	EPA 353.2	AC11830	0.05	18-Mar-21	18-Mar-21	**<0.05 mg/l**	
Total Kjeldahl Nitrogen	EPA 351.2	AC12330	0.10	23-Mar-21	24-Mar-21	**1.31 mg/l**	
EFF (Sample I.D.# : 21C0680-02) Collected: 16-Mar-21 By JL of IPC							
Aggregate Organic Constituents							
Biochemical Oxygen Demand	SM 5210B	AC11828	2	18-Mar-21	23-Mar-21	**<2 mg/l**	

Notes and Definitions

RL Reporting Limit - The lowest amount of a constituent that can be reliably quantified and reported.

Respectfully Submitted,

Steve Jefferson 3/28/2021
Laboratory Director

Pat-Chem Laboratories
1824 1st Street
San Fernando, CA 91340

CHAIN OF CUSTODY RECORD

Phone (818) 639-5300
Fax (818) 639-5306

Environmental Sample

Sample I.D.#: 2100680

Customer: [illegible] Project: [illegible]

Address: [illegible] Sampled by: Julio Lara

Irvine CA 92618 Report Attention: [illegible] P.O. #:

Phone #: [illegible]

Sample Description	Date Sampled	Time Sampled	# of bottles	Required Tests	Sample Type	Matrix	Bottle Type	Preserve	Field Data (pH / Temperature) pH: Field Lab
EFF	031721	12:30	1	TSS	Grab	AQ	1-Liter-Plastic	4°C	7.0
			1	Ammonia, TKN	Grab	AQ	500ml Plastic	4°C	
			1	Nitrate, Nitrite	Grab	AQ	250ml Plastic	4°C	
	03-16-21	09:00	1	BOD	Comp	AQ	1-Liter-Plastic	4°C	

RECEIVED
MAR 17 2021
By [illegible]

Geotracker EDD:
Logcode: IPCI
Global ID: WDR100000359

Signature	Print Name (Company)	Date	Time
Relinquished by	Julio Lara	031721	13:30
Received by	Cindy M	3-17-21	13:50
Relinquished by	Cindy M	3-17-21	14:59
Received by			
Relinquished by			
Received in lab by	MAR 17 2021		16:20

Sample Received Checklist

Temperature upon receipt: 4°C

# of bottles agrees with COC? (Yes) No

Samples intact? (Yes) No

Samples properly preserved? (Yes) No

Samples in holding time? (Yes) No

Compliance Monitor

Initial Flow _____

Final Flow _____

Sample Type
(Grab)
(Comp)

Matrix
(AQ) - Water
SO -Soil / Sludge
OT - Other

Bottle Type
(P) - Plastic
G - Amber Glass
VOA - 40 ml Vial
Coli - bacteria

Preservations
HC - HCl
HS - H_2SO_4
HN - HNO_3
HP - H_3PO_4
OH - NaOH
ST - Sodium Thiosulfate
AA - Ascorbic Acid
Al - $AlCl_3$
Cu - $CuSO_4$

Note: Samples are discarded 30 days after results are reported, unless other arrangements are made.

Rev 2 Effective 5/1/17

PAT-CHEM LABORATORIES
QUALITY ANALYTICAL SERVICES SINCE 1987
1824 1st Street
San Fernando, CA 91340
(818) 639-5300 ph
(818) 639-5306 fx
pat-chem.com

Customer: **Integrated Performance Consultants, Inc.**
9297 Research Drive
Irvine CA, 92618

Attention: Ric Vardel
Report Date: 22-Mar-21 13:49
Subject: (MCC) Daily EFF

Project/P.O.#: (MCC) Daily EFF

Parameter	Method	QC Batch	RL	Prepared	Analyzed	Result	Notes
EFF (Sample I.D.# : 21C0726-01) Collected: 18-Mar-21 By GK of IPC							
Microbiological							
Fecal Coliforms	SM 9221E	AC11833	1.8	18-Mar-21	20-Mar-21	**<1.8 MPN/100 ml**	
Total Coliforms	SM 9221B	AC11833	1.8	18-Mar-21	20-Mar-21	**<1.8 MPN/100 ml**	
Inorganic Constituents							
pH	SM 4500H-B	AC12007	0.1	18-Mar-21	18-Mar-21	**7.0 pH Units**	
Residual Chlorine	SM 4500Cl-G	AC11928	0.05	19-Mar-21	19-Mar-21	**<0.05 mg/l**	

Notes and Definitions

RL Reporting Limit - The lowest amount of a constituent that can be reliably quantified and reported.

Respectfully Submitted,

Steve Jefferson 3/22/2021
Laboratory Director

Pat-Chem Laboratories
1824 1st Street
San Fernando, CA 91340

CHAIN OF CUSTODY RECORD

Phone (818) 639-5300
Fax (818) 639-5306

Environmental Sample

Sample I.D.#: 210726

Customer:	IPC - Integrated Performance Consultants, Inc.	**Project:**	(MCC) Daily EFF
Address:	9297 Research Drive	**Sampled by:**	Golan Kfir
	Irvine CA - 92618	**Report Attention:**	Ric Vardel / Golan Kfir
		P.O. #:	
		Phone #:	949-382-9067

Sample Description	Date Sampled	Time Sampled	# of bottles	Required Tests	Sample Type	Matrix	Bottle Type	Preserve	Field Data (pH / Temperature) pH: Field / Lab
EFF	3/18/21	11:50	1	pH, T.Res.Chlorine	Grab	AQ	500ml Plastic	4°C	7.0
	"	"	1	Total Coliform, Fecal Coliform	Grab	AQ	Coli Bottle	4°C, ST	

RECEIVED
MAR 18 2021
By

~~Geotracker EDD:~~
Logcode: IPCI
Global ID: WDR100000359

Signature	Print Name (Company)	Date	Time
Relinquished by: GK	Golan IPC	3/18/21	12.50
Received by:	Cindy M	3/18/21	12.50
Relinquished by:	Cindy M	3/18/21	15:02
Received by:			
Relinquished by:			
Received in lab by:	MAR 18 2021		14:15

Sample Received Checklist

Temperature upon receipt: 4 °C
# of bottles agrees with COC? Yes No
Samples intact? Yes No
Samples properly preserved? Yes No
Samples in holding time? Yes No

Compliance Monitor

Initial Flow _____

Final Flow _____

Sample Type
Grab
Comp

Matrix
AQ - Water
SO - Soil / Sludge
OT - Other

Bottle Type
P - Plastic
G - Amber Glass
VOA - 40 ml Vial
Coli - bacteria

Preservations
HC - HCl
HS - H_2SO_4
HN - HNO_3
HP - H_3PO_4
OH - NaOH
ST - Sodium Thiosulfate
AA - Ascorbic Acid
AI - $AlCl_3$
Cu - $CuSO_4$

Note: Samples are discarded 30 days after results are reported, unless other arrangements are made.

PAT-CHEM
LABORATORIES

QUALITY ANALYTICAL SERVICES SINCE 1987

1824 1st Street
San Fernando, CA 91340
(818) 639-5300 ph
(818) 639-5306 fx
pat-chem.com

Customer: **Integrated Performance Consultants, Inc.**
9297 Research Drive
Irvine CA, 92618

Attention: Ric Vardel
Report Date: 24-Mar-21 16:55
Subject: (MCC) Daily EFF

Project/P.O.#: (MCC) Daily EFF

Parameter	Method	QC Batch	RL	Prepared	Analyzed	Result	Notes
EFF (Sample I.D.# : 21C0790-01) Collected: 19-Mar-21 By GK of IPC							
Microbiological							
Fecal Coliforms	SM 9221E	AC11920	1.8	19-Mar-21	23-Mar-21	**<1.8 MPN/100 ml**	
Total Coliforms	SM 9221B	AC11920	1.8	19-Mar-21	23-Mar-21	**<1.8 MPN/100 ml**	
Inorganic Constituents							
pH	SM 4500H-B	AC12007	0.1	19-Mar-21	19-Mar-21	**7.8 pH Units**	
Residual Chlorine	SM 4500Cl-G	AC11928	0.05	19-Mar-21	19-Mar-21	**<0.05 mg/l**	

Notes and Definitions

RL Reporting Limit - The lowest amount of a constituent that can be reliably quantified and reported.

Respectfully Submitted,

Steve Jefferson 3/24/2021
Laboratory Director

Pat-Chem Laboratories
1824 1st Street
San Fernando, CA 91340

CHAIN OF CUSTODY RECORD

Phone (818) 639-5300
Fax (818) 639-5306

Environmental Sample

Sample I.D.#: 21C0790

Customer:	IPC - Integrated Performance Consultants, Inc.	**Project :**	(MCC) Daily EFF
Address:	9297 Research Drive	**Sampled by:**	Golan Kfir
	Irvine CA - 92618	**Report Attention:**	Ric Vardel / Golan Kfir
		P.O. #:	
		Phone #:	949-382-9067

Sample Description	Date Sampled	Time Sampled	# of bottles	Required Tests	Sample Type	Matrix	Bottle Type	Preserve	Field Data (pH / Temperature) pH: Field Lab
EFF	3/19/21	16:10	1	pH, T.Res.Chlorine	Grab	AQ	500ml Plastic	4°C	7.82/18.3°C
	"	"	1	Total Coliform, Fecal Coliform	Grab	AQ	Coli Bottle	4°C, ST	
~~Geotracker EDD:~~ Logcode: IPCI Global ID: WDR100000359									

Signature	Print Name (Company)	Date	Time
Relinquished by:	Golan IPC	3/19/21	16:20
Received by:	MARIA SANTIESTEBAN	3/19/21	1620
Relinquished by:			
Received by:			
Relinquished by:			
Received in lab by:	MARIA SANTIESTEBAN (PCL)	3/19/21	1800

Sample Received Checklist

Temperature upon receipt: 4°C

# of bottles agrees with COC?	(Yes)	No
Samples intact?	(Yes)	No
Samples properly preserved?	(Yes)	No
Samples in holding time?	(Yes)	No

Compliance Monitor

Initial Flow _____

Final Flow _____

Sample Type	Preservations
Grab	**HC** - HCl
Comp	**HS** - H_2SO_4
Matrix	**HN** - HNO_3
AQ - Water	**HP** - H_3PO_4
SO -Soil / Sludge	**OH** - NaOH
OT - Other	**ST** - Sodium Thiosulfate
Bottle Type	**AA** - Ascorbic Acid
P - Plastic	**Al** - $AlCl_3$
G - Amber Glass	**Cu** -$CuSO_4$
VOA - 40 ml Vial	
Coli - bacteria	

Note: Samples are discarded 30 days after results are reported, unless other arrangements are made.

Rev 2 Effective 5/1/17

PAT-CHEM LABORATORIES
QUALITY ANALYTICAL SERVICES SINCE 1987
1824 1st Street
San Fernando, CA 91340
(818) 639-5300 ph
(818) 639-5306 fx
pat-chem.com

Customer: **Integrated Performance Consultants, Inc.**
9297 Research Drive
Irvine CA, 92618

Attention: Ric Vardel
Report Date: 14-Apr-21 10:15
Subject: (MCC) Daily EFF

Project/P.O.#: (MCC) Daily EFF

Parameter	Method	QC Batch	RL	Prepared	Analyzed	Result	Notes
EFF (Sample I.D.# : 21C0796-01) Collected: 20-Mar-21 By JA of IPC							
Microbiological							
Fecal Coliforms	SM 9221E	AC12006	1.8	20-Mar-21	23-Mar-21	**<1.8 MPN/100 ml**	
Total Coliforms	SM 9221B	AC12006	1.8	20-Mar-21	23-Mar-21	**<1.8 MPN/100 ml**	
Inorganic Constituents							
pH	SM 4500H-B	AC12707	0.1	20-Mar-21	20-Mar-21	**7.3 pH Units**	
Residual Chlorine	SM 4500Cl-G	AC12132	0.05	21-Mar-21	21-Mar-21	**<0.05 mg/l**	

Notes and Definitions

RL Reporting Limit - The lowest amount of a constituent that can be reliably quantified and reported.

Respectfully Submitted,



Steve Jefferson 4/14/2021
Laboratory Director

Pat-Chem Laboratories
1824 1st Street
San Fernando, CA 91340

CHAIN OF CUSTODY RECORD

Phone (818) 639-5300
Fax (818) 639-5306

Environmental Sample

Sample I.D.#: 2100796

Customer: IPC - Integrated Performance Consultants, Inc.		Project: (MCC) Daily EFF	
Address: 9297 Research Drive		Sampled by: Jesus Avalos	P.O. #:
Irvine CA 92618		Report Attention: Ric Vardel / Golan Kfir	Phone #: 949-382-9067

Sample Description	Date Sampled	Time Sampled	# of bottles	Required Tests	Sample Type	Matrix	Bottle Type	Preserve	Field Data (pH / Temperature) pH: Field Lab
EFF	3/20/21	9:55	1	pH, T.Res.Chlorine	Grab	AQ	500ml Plastic	4°C	
" "	"	"	1	Total Coliform, Fecal Coliform	Grab	AQ	Coli Bottle	4°C, ST	

RECEIVED
MAR 20 2021
By Alex Walk Jr.

Geotracker EDD:
Logcode: IPCI
Global ID: WDR100000359

Signature	Print Name (Company)	Date	Time
Relinquished by: Jesus Avalos	Jesus Avalos (IPC)	3/20/21	10:00
Received by: Alex Walk Jr.	Alex Walk Jr.	3/20/21	13:13
Relinquished by:			
Received by:			
Relinquished by:			
Received for lab by: Alex Walk Jr.	MAR 20 2021		1318

Sample Received Checklist

Temperature upon receipt: 4°C

# of bottles agrees with COC?	Yes No
Samples intact?	Yes No
Samples properly preserved?	Yes No
Samples in holding time?	Yes No

Compliance Monitor

Initial Flow _____

Final Flow _____

Sample Type
Grab
Comp

Matrix
AQ - Water
SO -Soil / Sludge
OT - Other

Bottle Type
P - Plastic
G - Amber Glass
VOA - 40 ml Vial
Coli - bacteria

Preservations
HC - HCl
HS - H_2SO_4
HN - HNO_3
HP - H_3PO_4
OH - NaOH
ST - Sodium Thiosulfate
AA - Ascorbic Acid
AI - $AlCl_3$
Cu - $CuSO_4$

Note: Samples are discarded 30 days after results are reported, unless other arrangements are made.

PAT-CHEM LABORATORIES
QUALITY ANALYTICAL SERVICES SINCE 1987
1824 1st Street
San Fernando, CA 91340
(818) 639-5300 ph
(818) 639-5306 fx
pat-chem.com

Customer: **Integrated Performance Consultants, Inc.**
9297 Research Drive
Irvine CA, 92618

Attention: Ric Vardel
Report Date: 14-Apr-21 10:22
Subject: (MCC) Daily EFF

Project/P.O.#: (MCC) Daily EFF

Parameter	Method	QC Batch	RL	Prepared	Analyzed	Result	Notes
EFF (Sample I.D.# : 21C0814-01) Collected: 21-Mar-21 By EM of IPC							
Microbiological							
Fecal Coliforms	SM 9221E	AC12131	1.8	21-Mar-21	23-Mar-21	**<1.8 MPN/100 ml**	
Total Coliforms	SM 9221B	AC12131	1.8	21-Mar-21	23-Mar-21	**<1.8 MPN/100 ml**	
Inorganic Constituents							
pH	SM 4500H-B	AC12707	0.1	21-Mar-21	21-Mar-21	**7.6 pH Units**	
Residual Chlorine	SM 4500Cl-G	AC12245	0.05	22-Mar-21	22-Mar-21	**<0.05 mg/l**	

Notes and Definitions

RL Reporting Limit - The lowest amount of a constituent that can be reliably quantified and reported.

Respectfully Submitted,

Steve Jefferson 4/14/2021
Laboratory Director

Pat-Chem Laboratories
1824 1st Street
San Fernando, CA 91340

CHAIN OF CUSTODY RECORD

Phone (818) 639-5300
Fax (818) 639-5306

Environmental Sample

Sample I.D.#: 2100814

Customer:	IPC - Integrated Performance Consultants, Inc.	Project :	(MCC) Daily EFF
Address:	9297 Research Drive	Sampled by:	ERIC MORRIS
	Irvine CA 92618	Report Attention:	Ric Vardel / Golan Kfir
		P.O. #:	
		Phone #:	949-382-9067

Sample Description	Date Sampled	Time Sampled	# of bottles	Required Tests	Sample Type	Matrix	Bottle Type	Preserve	Field Data (pH / Temperature) pH: Field Lab
EFF	3/21/21	9:50	1	pH, T.Res.Chlorine	Grab	AQ	500ml Plastic	4°C	
	3/21/21	9:50	1	Total Coliform, Fecal Coliform	Grab	AQ	Coli Bottle	4°C, ST	

RECEIVED
MAR 21 2021
By

~~Geotracker EDD:~~
Logcode: IPCI
Global ID: WDR100000359

	Signature	Print Name (Company)	Date	Time
Relinquished by		ERIC MORRIS / IPC	3/21/21	9:55
Received by		Alex Walker Jr.	3/21/21	11:15
Relinquished by				
Received by				
Relinquished by				
Received in lab by		MAR 21 2021		1441

Sample Received Checklist

Temperature upon receipt: 4°C
# of bottles agrees with COC? Yes No
Samples intact? Yes No
Samples properly preserved? Yes No
Samples in holding time? Yes No

Compliance Monitor

Initial Flow _____

Final Flow _____

Sample Type
Grab
Comp

Matrix
AQ - Water
SO -Soil / Sludge
OT - Other

Bottle Type
P - Plastic
G - Amber Glass
VOA - 40 ml Vial
Coli - bacteria

Preservations
HC - HCl
HS - H_2SO_4
HN - HNO_3
HP - H_3PO_4
OH - NaOH
ST - Sodium Thiosulfate
AA - Ascorbic Acid
AI - $AlCl_3$
Cu - $CuSO_4$

Note: Samples are discarded 30 days after results are reported, unless other arrangements are made.

Rev 2 Effective 5/1/17

PAT-CHEM LABORATORIES
QUALITY ANALYTICAL SERVICES SINCE 1987
1824 1st Street
San Fernando, CA 91340
(818) 639-5300 ph
(818) 639-5306 fx
pat-chem.com

Customer: **Integrated Performance Consultants, Inc.**
9297 Research Drive
Irvine CA, 92618

Attention: Ric Vardel
Report Date: 14-Apr-21 10:24
Subject: (MCC) Daily EFF

Project/P.O.#: (MCC) Daily EFF

Parameter	Method	QC Batch	RL	Prepared	Analyzed	Result	Notes
EFF (Sample I.D.# : 21C0824-01) Collected: 22-Mar-21 By EM of IPC							
Microbiological							
Fecal Coliforms	SM 9221E	AC12241	1.8	22-Mar-21	24-Mar-21	**<1.8 MPN/100 ml**	
Total Coliforms	SM 9221B	AC12241	1.8	22-Mar-21	24-Mar-21	**<1.8 MPN/100 ml**	
Inorganic Constituents							
pH	SM 4500H-B	AC12707	0.1	22-Mar-21	22-Mar-21	**7.4 pH Units**	
Residual Chlorine	SM 4500Cl-G	AC12245	0.05	22-Mar-21	22-Mar-21	**<0.05 mg/l**	

Notes and Definitions

RL Reporting Limit - The lowest amount of a constituent that can be reliably quantified and reported.

Respectfully Submitted,

Steve Jefferson 4/14/2021
Laboratory Director

Pat-Chem Laboratories
1824 1st Street
San Fernando, CA 91340

CHAIN OF CUSTODY RECORD

Phone (818) 639-5300
Fax (818) 639-5306

Environmental Sample

Sample I.D.#: 21C0824

Customer:	IPC - Integrated Performance Consultants, Inc.	Project :	(MCC) Daily EFF
Address:	9297 Research Drive	Sampled by:	Kyle Vardel
	Irvine CA 92618	Report Attention:	Ric Vardel / Golan Kfir
		P.O. #:	
		Phone #:	949-382-9067

Sample Description	Date Sampled	Time Sampled	# of bottles	Required Tests	Sample Type	Matrix	Bottle Type	Preserve	Field Data (pH / Temperature) pH: Field Lab
EFF	3/22/21	1215	1	pH, T.Res.Chlorine	Grab	AQ	500ml Plastic	4°C	7.38/14.2°C
	"	"	1	Total Coliform, Fecal Coliform	Grab	AQ	Coli Bottle	4°C, ST	

RECEIVED
MAR 22 2021
By

Geotracker EDD:
Logcode: IPCI
Global ID: WDR100000359

Signature	Print Name (Company)	Date	Time
Relinquished by	Kyle Vardel (IPC)	3/22/21	1220
Received by	Armando Olmos (PCL)	3/22/21	1225
Relinquished by	Armando Olmos (PCL)	3/22/21	14:40
Received by			
Relinquished by			14:40
Received in lab by	MAR 22 2021		1502 PDT

Sample Received Checklist

Temperature upon receipt: 4°C
# of bottles agrees with COC? Yes No
Samples intact? Yes No
Samples properly preserved? Yes No
Samples in holding time? Yes No

Compliance Monitor

Initial Flow _____

Final Flow _____

Sample Type: Grab, Comp
Matrix: AQ - Water; SO -Soil / Sludge; OT - Other
Bottle Type: P - Plastic; G - Amber Glass; VOA - 40 ml Vial; Coli - bacteria

Preservations: HC - HCl; HS - H_2SO_4; HN - HNO_3; HP - H_3PO_4; OH - NaOH; ST - Sodium Thiosulfate; AA - Ascorbic Acid; Al - $AlCl_3$; Cu - $CuSO_4$

Note: Samples are discarded 30 days after results are reported, unless other arrangements are made.

PAT-CHEM LABORATORIES
QUALITY ANALYTICAL SERVICES SINCE 1987
1824 1st Street
San Fernando, CA 91340
(818) 639-5300 ph
(818) 639-5306 fx
pat-chem.com

Customer: **Integrated Performance Consultants, Inc.**
9297 Research Drive
Irvine CA, 92618

Attention: Ric Vardel
Report Date: 14-Apr-21 10:32
Subject: (MCC) Daily EFF

Project/P.O.#: (MCC) Daily EFF

Parameter	Method	QC Batch	RL	Prepared	Analyzed	Result	Notes
EFF (Sample I.D.# : 21C0850-01) Collected: 23-Mar-21 By GK of IPC							
Microbiological							
Fecal Coliforms	SM 9221E	AC12329	1.8	23-Mar-21	27-Mar-21	**<1.8 MPN/100 ml**	
Total Coliforms	SM 9221B	AC12329	1.8	23-Mar-21	27-Mar-21	**<1.8 MPN/100 ml**	
Inorganic Constituents							
pH	SM 4500H-B	AC12707	0.1	23-Mar-21	23-Mar-21	**7.4 pH Units**	
Residual Chlorine	SM 4500Cl-G	AC12337	0.05	23-Mar-21	23-Mar-21	**<0.05 mg/l**	

Notes and Definitions

RL Reporting Limit - The lowest amount of a constituent that can be reliably quantified and reported.

Respectfully Submitted,



Steve Jefferson 4/14/2021
Laboratory Director

Pat-Chem Laboratories
1824 1st Street
San Fernando, CA 91340

CHAIN OF CUSTODY RECORD

Phone (818) 639-5300
Fax (818) 639-5306

Environmental Sample

Sample I.D.#: 21C0850

Customer: IPC - Integrated Performance Consultants, Inc.		**Project :** (MCC) Daily EFF	
Address: 9297 Research Drive		**Sampled by:** Golan Kfir	**P.O. #:**
Irvine CA 92618		**Report Attention:** Ric Vardel / Golan Kfir	**Phone #:** 949-382-9067

Sample Description	Date Sampled	Time Sampled	# of bottles	Required Tests	Sample Type	Matrix	Bottle Type	Preserve	Field Data (pH / Temperature) pH: Field Lab
EFF	3/23/21	12:15	1	pH, T.Res.Chlorine	Grab	AQ	500ml Plastic	4°C	7.45/19.92
		12:15	1	Total Coliform, Fecal Coliform	Grab	AQ	Coli Bottle	4°C, ST	

RECEIVED
MAR 23 2021
By

~~Geotracker EDD:~~
Logcode: IPCI
Global ID: WDR100000359

Signature	Print Name (Company)	Date	Time
Relinquished by GK	Golan IPC	3/23/21	17:40
Received by	Armando Olmos IPCI	3/23/21	17:40
Relinquished by	Armando Olmos IPCI	3/23/21	14:55
Received by			
Relinquished by			
Received in lab by	MAR 23 2021		14:55

Sample Received Checklist

Temperature upon receipt: 4 °C

# of bottles agrees with COC?	Yes	No
Samples intact?	Yes	No
Samples properly preserved?	Yes	No
Samples in holding time?	Yes	No

Compliance Monitor

Initial Flow _____

Final Flow _____

Sample Type
Grab
Comp

Matrix
AQ - Water
SO -Soil / Sludge
OT - Other

Bottle Type
P - Plastic
G - Amber Glass
VOA - 40 ml Vial
Coli - bacteria

Preservations
HC - HCl
HS - H_2SO_4
HN - HNO_3
HP - H_3PO_4
OH - NaOH
ST - Sodium Thiosulfate
AA - Ascorbic Acid
Al - $AlCl_3$
Cu - $CuSO_4$

Note: Samples are discarded 30 days after results are reported, unless other arrangements are made.

PAT-CHEM LABORATORIES
QUALITY ANALYTICAL SERVICES SINCE 1987
1824 1st Street
San Fernando, CA 91340
(818) 639-5300 ph
(818) 639-5306 fx
pat-chem.com

Customer: **Integrated Performance Consultants, Inc.**
9297 Research Drive
Irvine CA, 92618

Attention: Ric Vardel
Report Date: 09-Apr-21 16:31
Subject: (MCC) Weekly INF

Project/P.O.#: (MCC) Weekly INF

Parameter	Method	QC Batch	RL	Prepared	Analyzed	Result	Notes
INF (Sample I.D.# : 21C0908-01) Collected: 23-Mar-21 By JL of IPC							
Physical Properties							
Total Suspended Solids	SM2540D	AC12537	1	25-Mar-21	25-Mar-21	**186 mg/l**	
Aggregate Organic Constituents							
Biochemical Oxygen Demand	SM 5210B	AC12538	2	25-Mar-21	30-Mar-21	**445 mg/l**	

Notes and Definitions

RL Reporting Limit - The lowest amount of a constituent that can be reliably quantified and reported.

Respectfully Submitted,

Steve Jefferson 4/9/2021
Laboratory Director

Pat-Chem Laboratories
1824 1st Street
San Fernando, CA 91340

CHAIN OF CUSTODY RECORD

Phone (818) 639-5300
Fax (818) 639-5306

Environmental Sample

Sample I.D.#: 21C0908

Customer: IPC - Integrated Performance Consultants, Inc.		**Project :** (MCC) Weekly INF	
Address: 9297 Research Drive	**Sampled by:** Kyle Vardel		**P.O. #:**
Irvine CA 92618	**Report Attention:** Ric Vardel / Golan Kfir		**Phone #:** 949-382-9067

Sample Description	Date Sampled	Time Sampled	# of bottles	Required Tests	Sample Type	Matrix	Bottle Type	Preserve	Field Data (pH / Temperature) pH: Field Lab
INF	3/23/21	2359	1	TSS	Comp	AQ	1-Liter Plastic	4°C	
	〃	〃	1	BOD	Comp	AQ	1-Liter Plastic	4°C	
Geotracker EDD: Logcode: IPCI Global ID: WDR100000359									

Signature	Print Name (Company)	Date	Time
Relinquished by	Kyle Vardel (IPC)	3/24/21	1225
Received by	MARIO SANTIESTEBAN (PCL)	3/24/21	1605
Relinquished by			
Received by			
Relinquished by			
Received in lab by	MARIO SANTIESTEBAN (PCL)	3/24/21	1745

Sample Received Checklist

Temperature upon receipt: 4°C

# of bottles agrees with COC?	Yes No
Samples intact?	Yes No
Samples properly preserved?	Yes No
Samples in holding time?	Yes No

Compliance Monitor

Initial Flow _____

Final Flow _____

Sample Type
Grab
Comp

Matrix
AQ - Water
SO -Soil / Sludge
OT - Other

Bottle Type
P - Plastic
G - Amber Glass
VOA - 40 ml Vial
Coli - bacteria

Preservations
HC - HCl
HS - H_2SO_4
HN - HNO_3
HP - H_3PO_4
OH - NaOH
ST - Sodium Thiosulfate
AA - Ascorbic Acid
Al - $AlCl_3$
Cu - $CuSO_4$

Note: Samples are discarded 30 days after results are reported, unless other arrangements are made.

Rev 2 Effective 5/1/17

PAT-CHEM LABORATORIES
QUALITY ANALYTICAL SERVICES SINCE 1987
1824 1st Street
San Fernando, CA 91340
(818) 639-5300 ph
(818) 639-5306 fx
pat-chem.com

Customer: **Integrated Performance Consultants, Inc.**
9297 Research Drive
Irvine CA, 92618

Attention: Ric Vardel
Report Date: 14-Apr-21 10:39
Subject: (MCC) Daily EFF

Project/P.O.#: (MCC) Daily EFF

Parameter	Method	QC Batch	RL	Prepared	Analyzed	Result	Notes
EFF (Sample I.D.# : 21C0906-01) Collected: 24-Mar-21 By Kyle Vardel							
Microbiological							
Fecal Coliforms	SM 9221E	AC12530	1.8	24-Mar-21	27-Mar-21	**<1.8 MPN/100 ml**	
Total Coliforms	SM 9221B	AC12530	1.8	24-Mar-21	27-Mar-21	**<1.8 MPN/100 ml**	
Inorganic Constituents							
pH	SM 4500H-B	AC12707	0.1	24-Mar-21	24-Mar-21	**7.7 pH Units**	
Residual Chlorine	SM 4500Cl-G	AC12452	0.05	24-Mar-21	24-Mar-21	**<0.05 mg/l**	

Notes and Definitions

RL Reporting Limit - The lowest amount of a constituent that can be reliably quantified and reported.

Respectfully Submitted,

Steve Jefferson 4/14/2021
Laboratory Director

Pat-Chem Laboratories
1824 1st Street
San Fernando, CA 91340

CHAIN OF CUSTODY RECORD

Phone (818) 639-5300
Fax (818) 639-5306

Environmental Sample

Sample I.D.#: 2106906

Customer:	IPC - Integrated Performance Consultants, Inc.	Project:	(MCC) Daily EFF
Address:	9297 Research Drive	Sampled by:	Kyle Vardel
	Irvine CA 92618	Report Attention:	Ric Vardel / Golan Kfir
		P.O. #:	
		Phone #:	949-382-9067

Sample Description	Date Sampled	Time Sampled	# of bottles	Required Tests	Sample Type	Matrix	Bottle Type	Preserve	Field Data (pH / Temperature) pH: Field Lab
EFF	3/24/21	1220	1	pH, T.Res.Chlorine	Grab	AQ	500ml Plastic	4°C	7.66/13.1
	"	"	1	Total Coliform, Fecal Coliform	Grab	AQ	Coli Bottle	4°C, ST	
~~Geotracker EDD:~~ Logcode: IPCI Global ID: WDR100000359									

Signature	Print Name (Company)	Date	Time
Relinquished by	Kyle Vardel (IPC)	3/24/21	1225
Received by	MARIO SANTIESTEBAN (PCL)	3/29/21	1613
Relinquished by			
Received by			
Relinquished by			
Received in lab by	MARIO SANTIESTEBAN (PCL)	3/29/21	1745

Sample Received Checklist

Temperature upon receipt: 4°C

# of bottles agrees with COC?	(Yes) No
Samples intact?	(Yes) No
Samples properly preserved?	(Yes) No
Samples in holding time?	(Yes) No

Compliance Monitor

Initial Flow _____

Final Flow _____

Sample Type
Grab
Comp

Matrix
AQ - Water
SO - Soil / Sludge
OT - Other

Bottle Type
P - Plastic
G - Amber Glass
VOA - 40 ml Vial
Coli - bacteria

Preservations
HC - HCl
HS - H_2SO_4
HN - HNO_3
HP - H_3PO_4
OH - NaOH
ST - Sodium Thiosulfate
AA - Ascorbic Acid
Al - $AlCl_3$
Cu - $CuSO_4$

Note: Samples are discarded 30 days after results are reported, unless other arrangements are made.

PAT-CHEM
LABORATORIES

QUALITY ANALYTICAL SERVICES SINCE 1987

1824 1st Street
San Fernando, CA 91340
(818) 639-5300 ph
(818) 639-5306 fx
pat-chem.com

Customer: **Integrated Performance Consultants, Inc.**
9297 Research Drive
Irvine CA, 92618

Attention: Ric Vardel
Report Date: 09-Apr-21 16:37
Subject: (MCC) Weekly EFF

Project/P.O.#: (MCC) Weekly EFF

Parameter	Method	QC Batch	RL	Prepared	Analyzed	Result	Notes
EFF (Sample I.D.# : 21C0909-01) Collected: 24-Mar-21 By JL of IPC							
Physical Properties							
Total Suspended Solids	SM2540D	AC12537	1	25-Mar-21	25-Mar-21	**<1 mg/l**	
Inorganic Constituents							
Ammonia as N	EPA 350.1	AC12934	0.10	29-Mar-21	29-Mar-21	**<0.10 mg/l**	
Nitrate as N	EPA 353.2	AC12535	0.05	25-Mar-21	25-Mar-21	**1.10 mg/l**	
Nitrite as N	EPA 353.2	AC12535	0.05	25-Mar-21	25-Mar-21	**<0.05 mg/l**	
Total Kjeldahl Nitrogen	EPA 351.2	AC12935	0.10	29-Mar-21	30-Mar-21	**1.51 mg/l**	
EFF (Sample I.D.# : 21C0909-02) Collected: 23-Mar-21 By JL of IPC							
Aggregate Organic Constituents							
Biochemical Oxygen Demand	SM 5210B	AC12538	2	25-Mar-21	30-Mar-21	**2 mg/l**	

Notes and Definitions

RL Reporting Limit - The lowest amount of a constituent that can be reliably quantified and reported.

Respectfully Submitted,



Steve Jefferson 4/9/2021
Laboratory Director

Pat-Chem Laboratories
1824 1st Street
San Fernando, CA 91340

CHAIN OF CUSTODY RECORD

Phone (818) 639-5300
Fax (818) 639-5306

Environmental Sample

Sample I.D.#: 21C0909

Customer: IPC - Integrated Performance Consultants, Inc.		Project : (MCC) EFF - Weekly	
Address: 9297 Research Drive		Sampled by: Kyle Vardel	P.O. #:
Irvine CA 92618		Report Attention: Ric Vardel / Golan Kfir	Phone #: 949-382-9067

Sample Description	Date Sampled	Time Sampled	# of bottles	Required Tests	Sample Type	Matrix	Bottle Type	Preserve	Field Data (pH / Temperature) pH: Field Lab
EFF	3/24/21	1220	1	TSS	Grab	AQ	1L P	4°C	
	〃	〃	1	Ammonia, TKN	Grab	AQ	500 P	4°C	
	〃	〃	1	Nitrate, Nitrite	Grab	AQ	250 P	4°C	
	3/23/21	2359	1	BOD	Comp	AQ	1L P	4°C	
Geotracker EDD:									
Logcode: IPCI									
Global ID: WDR100000359									

Signature	Print Name (Company)	Date	Time
Relinquished by	Kyle Vardel (IPC)	3/24/21	1225
Received by	MARIO SANTIESTEBAN (PCL)	3/24/21	1610
Relinquished by			
Received by			
Relinquished by			
Received in lab by	MARIO SANTIESTEBAN (PCL)	3/24/21	1745

Note: Samples are discarded 30 days after results are reported, unless other arrangements are made.

Sample Received Checklist

Temperature upon receipt: 4°C

# of bottles agrees with COC? (Yes) No

Samples intact? (Yes) No

Samples properly preserved? (Yes) No

Samples in holding time? (Yes) No

Compliance Monitor

Initial Flow _____

Final Flow _____

Sample Type
Grab
Comp

Matrix
AQ - Water
SO - Soil / Sludge
OT - Other

Bottle Type
P - Plastic
G - Amber Glass
VOA - 40 ml Vial
Coli - bacteria

Preservations
HC - HCl
HS - H_2SO_4
HN - HNO_3
HP - H_3PO_4
OH - NaOH
ST - Sodium Thiosulfate
AA - Ascorbic Acid
AI - $AlCl_3$
Cu - $CuSO_4$

Pat-Chem Laboratories (PCL) Terms and Conditions

1. Definitions

"Terms and Conditions" means these Terms and Conditions of sale, including the price schedule, and any additions or amendments hereto which are agreed to in writing. "Client" means the individual or entity who may request laboratory services, consulting or sampling services and his or its heirs, successors, assigns and representatives. "Price Schedule" means Pat Chem Laboratories (PCL) standard price schedule as such document may be amended or reissued from time to time by PCL.

2. Independent Contractor

PCL acts solely as an independent contractor in performing all services.

3. Orders and Acceptance

PCL offers and will accept orders for services (as defined herein) only under the following General Terms and Conditions (the "Terms"). These Terms shall not apply if PCL and the Client shall have executed a separate agreement in writing which does not incorporate the Terms. No modifications to the Terms shall be valid and binding unless in writing and signed by an authorized representative of the Client and PCL.

The Client may order services by submitting a written chain of custody (COC) to PCL. Any such order constitutes 1. an acceptance by the client of PCL's offer to do business with the client under the terms and conditions and 2. an agreement to be bound by these terms and conditions. The Client's delivery of samples to PCL or initiation of consulting services constitutes the client's express assent to be governed by these terms and conditions. No contrary or additional terms and conditions expressed in a client's document shall be deemed to become a part of the contract created upon acceptance of the terms and conditions.

For purpose of this agreement, "services" shall mean all work to be performed for the client, including provision of all equipment and materials to be furnished by PCL.

4. Limit of Liability

PCL will perform the services in accordance with the normal standards of workmanship in the profession. Where applicable, PCL will use analytical methodologies which are in substantial conformity with the U.S. Environmental Protection Agency (EPA), CA Waterboard (ELAP), American Society for Testing and Materials (ASTM), Association of Official Analytical Chemists (AOAC), Standard Methods (SM) of the Examination of Water and Wastewater and/or other recognized methodologies. PCL reserves the right to deviate from these methodologies if necessary or appropriate due to the nature or composition of the samples or otherwise based on the reasonable judgement of PCL. Deviations, if any, will be made on a basis consistent with the recognized standards of the industry and/or PCL Standard Operating Procedures (SOP) and/or our QA/QC policies. The total liability of PCL, its officers, agents, employees or successors to the client, arising out of or in connection with the services to be provided herein, shall not exceed the dividend amount for said services. Client's acceptance of a work order and /or proposal releases PCL from any liability in excess of the invoiced amount for the services notwithstanding any provisions to the contrary in any client purchase orders or contracts.

5. Clients Responsibility

Unless PCL personnel performs the sampling, the client shall be responsible for the condition which the samples are collected and for conditions in and about the sampling site and for advising PCL of the same and all information required to enable PCL to perform its services safely and efficiently.

6. Cancellation

Client may cancel any order for services hereunder subject to payment for all services rendered and out-of-pocket expenses incurred up to the date of cancellation in accordance with the applicable Price Schedule.

7. Overriding Agreement

The parties agree that the Terms shall govern performance of Client's initial order and all subsequent orders for additional services, whether placed in writing or verbally, except to the extent the Terms are modified in writing and executed by an authorized representative of both parties.

8. Force Majeure

PCL shall not be responsible for delay or failure to perform the services pursuant to this agreement due to causes beyond its control.

9. Confidentiality

Data and the sample materials provided by client or at client's request and the results obtained by PCL shall be held in confidence (unless such information is generally available to the public or is for public release or client has filed to pay PCL for all services rendered or is otherwise in breach of the agreement) subject to any disclosure required by law or legal process. PCL shall use the same standard of care it uses in protecting its own confidential data and shall not be responsible for unauthorized disclosure of such data where such standard was observed. PCL reports and information provided thereto are for the exclusive use and benefit of client and PCL agrees that it shall not sell third party beneficiary of such reports, data or information. Client will not disclose any test data or any information gained during technical visits, audits, presentations or other communications.

10. Hold Harmless

Client releases and shall save, indemnify, defend and hold PCL, its employees, officers, directors, agents, affiliates, subsidiaries and parents harmless from and against any and all liabilities, losses, damages, claims, demands, causes of action, suits and associated expenses, including but not limited to attorneys fees, litigation, arbitration and investigation costs, arising in favor of client or any third party as a result of, and/or in any way relating, incident to, arising out of, or in connection with the performance of services by PCL pursuant to this agreement and consideration, handling or disposal of client's hazardous materials, 1. injury, disease or death of persons 2. loss of, damage to, loss of use of or use of property and/or 3. financial loss of every kind of any kind. This indemnity shall not apply to any of the foregoing losses, costs, damages or expenses caused solely by the gross negligence or willful misconduct of PCL or its employees. Further, this indemnity shall specifically apply to actions, claims or causes of actions of every kind and character arising out of or in connection with the negligence of or breach of contract by any indemnifying Person, whether actual or alleged, in the performance of services under this agreement. The foregoing indemnities will be in addition to any liability which the client might otherwise incur to PCL and the other indemnifying Persons. To the extent necessary under applicable law, client agrees that its indemnity obligations will be supported by available liability insurance coverage to be furnished by client, which insurance shall be in the maximum amounts permitted under applicable law. In no event shall PCL be liable to client for indirect, punitive, special, incidental or consequential damages including, without limitation, loss of profit or business interruption or litigation expenses in other fees including, without limitation, attorney's fees, court costs, and /or pre or post judgment interest), or any other expenses or costs incurred by client or any other party in any litigation against or involving PCL or any indemnified person in connection with this agreement or as otherwise provided under this agreement even if client is the prevailing party.

11. Hazardous Substances

For PCL to perform the services requested by client, client will provide and PCL will receive samples material for analyses such as asbestos, polychlorinated biphenyls, bacteria or any other hazardous or toxic material, wastes and substances which are defined, determined or identified as such under federal, state or local laws, rules, PCL policies or regulations (whether now existing or hereafter enacted or promulgated or any judicial or administrative interpretation of any thereof (the "Hazardous Materials"). Client understands and agrees that any hazardous material received by PCL from client or at client's request shall remain the property of Client and that upon completion of PCL's services, PCL will dispose of all unused portions of samples as specified by client or by PCL's QA/QC policies. In the event the client does not specify its preferred method of disposal, PCL will return to the client all unused samples which contain Hazardous Materials. PCL reserves the right to charge the client for the disposal of unused samples in accordance with PCL's current sample disposal policy. In addition, all samples received by PCL for any/all bacterial analysis, client will be charged a sample disposal fee, per sample submitted, in accordance with our QA/QC policies and procedures.

12. Prices/Payments

Client shall pay PCL in accordance with PCL's applicable price schedule in effect in the area of operations on the date the services were rendered or as the prices quoted and later confirmed in writing. The price schedule is subject to change at any time without notice. Payment in advance or when services completed is required for all new clients or until a history of payment and/or credit so client has been established with PCL. For those clients with an established credit account, the terms for payment of charges are NET CASH within thirty (30) days from date of invoices. To the fullest extent permitted (if at all) by applicable law, any amount unpaid at the end of thirty (30) days is subject to interest at the lesser of the maximum rate permitted by law or one and one half percent (1.5%) per month on the unpaid balances. If unpaid amounts are collected through legal proceedings or by an attorney, the client shall pay reasonable costs and attorney's fees or expenditures associated with such collection procedure or efforts.

13. Agreement Modification

Changes, modifications or amendments to the terms shall be effective only if in writing and executed by an officer of PCL and by client's authorized representative, except that subsequent orders for additional services may be verbal or in writing.

14. No Third Party Beneficiaries: No Right of Reliance

PCL shall have no responsibility or liability for client's use of or reliance on data, information, or results furnished by PCL. Client is securing services exclusively for his own account, and not as agent, promoter, or in any other representative capacity for any other person or entity. It is agreed and acknowledged that there are no third party beneficiaries to this agreement, and that no third party may rely on such data, information or reports. Client represents, warrants, and agrees that said data, information and reports are not requested, or shall be used to relied upon, in connection with or as part of, the purchase, sale, underwriting, or distribution of any securities, any periodic or other reporting to the holders of any securities, the securing, amendment, renewal, or extension of any loan from any financial institution or other lender or the certification to or contracting with county or domestic any governmental agency or department.

15. Rush Analysis

Rush analyses are available for an additional charge and must be arranged in advanced. If, for any unforeseen reason, the rush turnaround time cannot be met, the normal price will apply.

16. Holding Times

PCL cannot be responsible for holding times that are exceeded because of samples that are delivered or received after 2pm (or previously without prior notification and acceptance. Standard holding times and storage conditions should be reviewed prior to any samples being received by PCL. A list of holding times can be provided to the client if requested. All analyses with holding times of 24 hours or less, samples must arrive within 36 hours to allow PCL to meet holding times without applying a rush surcharge. All short holding times, 2-7 days, samples must arrive at the lab within 24 hours before expiration to ensure that the holding times can be met. Short Holding Times of 48 hours or less (inclusive in 8 hours) must be delivered that same day in order to guarantee holding times are met. After hours, late delivery, freight company delays or similar issues are subject to additional rush fees and/or the inability to meet holding times. All holding times are in effect as of the publication date of this fee schedule and are subject to change without notice.

17. Sample Retention

All samples are retained for at least thirty (30) days after analysis has been completed. Sample storage for longer periods is by request only. Pre-arranged long term storage is subject to an additional charge. Samples will be discarded at the end of the pre-arranged storage time.

18. Sample Pick Up/Field Tech Sampling

All pick up/sampling fees have been notated on the fee schedule. Reasonable time has been allocated for each pick up or service. Un-necessary delays during the pick up or sampling might be accessed an additional fee.

PAT-CHEM LABORATORIES
QUALITY ANALYTICAL SERVICES SINCE 1987
1824 1st Street
San Fernando, CA 91340
(818) 639-5300 ph
(818) 639-5306 fx
pat-chem.com

Customer: **Integrated Performance Consultants, Inc.**
9297 Research Drive
Irvine CA, 92618

Attention: Ric Vardel
Report Date: 14-Apr-21 10:46
Subject: (MCC) Daily EFF

Project/P.O.#: (MCC) Daily EFF

Parameter	Method	QC Batch	RL	Prepared	Analyzed	Result	Notes
EFF (Sample I.D.# : 21C0927-01) Collected: 25-Mar-21 By GK of IPC							
Microbiological							
Fecal Coliforms	SM 9221E	AC12530	1.8	25-Mar-21	27-Mar-21	**<1.8 MPN/100 ml**	
Total Coliforms	SM 9221B	AC12530	1.8	25-Mar-21	27-Mar-21	**<1.8 MPN/100 ml**	
Inorganic Constituents							
pH	SM 4500H-B	AC12707	0.1	25-Mar-21	25-Mar-21	**7.5 pH Units**	
Residual Chlorine	SM 4500Cl-G	AC12542	0.05	25-Mar-21	25-Mar-21	**<0.05 mg/l**	

Notes and Definitions

RL Reporting Limit - The lowest amount of a constituent that can be reliably quantified and reported.

Respectfully Submitted,

Steve Jefferson 4/14/2021
Laboratory Director

Pat-Chem Laboratories
1824 1st Street
San Fernando, CA 91340

CHAIN OF CUSTODY RECORD

Phone (818) 639-5300
Fax (818) 639-5306

Environmental Sample

Sample I.D.#: 21C0927

Customer:	IPC - Integrated Performance Consultants, Inc.	Project:	(MCC) Daily EFF
Address:	9297 Research Drive	Sampled by:	Golan Kfir
	Irvine CA 92618	Report Attention:	Ric Vardel / Golan Kfir
		P.O. #:	
		Phone #:	949-382-9067

Sample Description	Date Sampled	Time Sampled	# of bottles	Required Tests	Sample Type	Matrix	Bottle Type	Preserve	Field Data (pH / Temperature) pH: Field Lab
EFF	3/25/21	11:30	1	pH, T.Res.Chlorine	Grab	AQ	500ml Plastic	4°C	
	"	"	1	Total Coliform, Fecal Coliform	Grab	AQ	Coli Bottle	4°C, ST	

RECEIVED
MAR 25 2021
By

Geotracker EDD:
Logcode: IPCI
Global ID: WDR100000359

Signature	Print Name (Company)	Date	Time
Relinquished by GK	Golan IPC	3/25/21	1350
Received by	MARIO SANTIESTEBAN (PCL)	3/25/21	1350
Relinquished by	MARIO SANTIESTEBAN (PCL)	3/25/21	1507
Received by			
Relinquished by			
Received in lab by	MAR 25	2021	1507

Sample Received Checklist

Temperature upon receipt: 4°C
# of bottles agrees with COC? (Yes) No
Samples intact? (Yes) No
Samples properly preserved? (Yes) No
Samples in holding time? (Yes) No

Compliance Monitor

Initial Flow _____
Final Flow _____

Sample Type
Grab
Comp

Matrix
AQ - Water
SO -Soil / Sludge
OT - Other

Bottle Type
P - Plastic
G - Amber Glass
VOA - 40 ml Vial
Coli - bacteria

Preservations
HC - HCl
HS - H_2SO_4
HN - HNO_3
HP - H_3PO_4
OH - NaOH
ST - Sodium Thiosulfate
AA - Ascorbic Acid
AI - $AlCl_3$
Cu - $CuSO_4$

Note: Samples are discarded 30 days after results are reported, unless other arrangements are made.

Rev 2 Effective 5/1/17

PAT-CHEM LABORATORIES
QUALITY ANALYTICAL SERVICES SINCE 1987
1824 1st Street
San Fernando, CA 91340
(818) 639-5300 ph
(818) 639-5306 fx
pat-chem.com

Customer: **Integrated Performance Consultants, Inc.**
9297 Research Drive
Irvine CA, 92618

Attention: Ric Vardel
Report Date: 14-Apr-21 10:50
Subject: (MCC) Daily EFF

Project/P.O.#: (MCC) Daily EFF

Parameter	Method	QC Batch	RL	Prepared	Analyzed	Result	Notes
EFF (Sample I.D.# : 21C0954-01) Collected: 26-Mar-21 By GK of IPC							
Microbiological							
Fecal Coliforms	SM 9221E	AC12611	1.8	26-Mar-21	29-Mar-21	**<1.8 MPN/100 ml**	
Total Coliforms	SM 9221B	AC12611	1.8	26-Mar-21	29-Mar-21	**<1.8 MPN/100 ml**	
Inorganic Constituents							
pH	SM 4500H-B	AC12707	0.1	26-Mar-21	26-Mar-21	**7.4 pH Units**	
Residual Chlorine	SM 4500Cl-G	AC12706	0.05	27-Mar-21	27-Mar-21	**<0.05 mg/l**	

Notes and Definitions

RL Reporting Limit - The lowest amount of a constituent that can be reliably quantified and reported.

Respectfully Submitted,

Steve Jefferson 4/14/2021
Laboratory Director

Pat-Chem Laboratories
1824 1st Street
San Fernando, CA 91340

CHAIN OF CUSTODY RECORD

Phone (818) 639-5300
Fax (818) 639-5306

Environmental Sample

Sample I.D.#: 21C0954

Customer:	IPC - Integrated Performance Consultants, Inc.	**Project :**	(MCC) Daily EFF
Address:	9297 Research Drive	**Sampled by:**	
	Irvine - CA 92618	**Report Attention:**	Ric Vardel / Golan Kfir
		P.O. #:	
		Phone #:	949-382-9067

Sample Description	Date Sampled	Time Sampled	# of bottles	Required Tests	Sample Type	Matrix	Bottle Type	Preserve	Field Data (pH / Temperature) pH: Field Lab
EFF	032621	1113	1	pH, T.Res.Chlorine	Grab	AQ	500ml Plastic	4°C	7.38/19.5
	1	1	1	Total Coliform, Fecal Coliform	Grab	AQ	Coli Bottle	4°C, ST	
~~Geotracker EDD:~~ Logcode: IPCI Global ID: WDR100000359									

Signature	Print Name (Company)	Date	Time
Relinquished by	JULIO LEAL	032621	1535
Received by	MARIO SAN ESTEBAN (PCL)	3/26/21	1335
Relinquished by			
Received by			
Relinquished by			
Received in lab by	MARIO SAN ESTEBAN (PCL)	3/26/21	1610

Sample Received Checklist

Temperature upon receipt: 4°

# of bottles agrees with COC?	(Yes)	No
Samples intact?	(Yes)	No
Samples properly preserved?	(Yes)	No
Samples in holding time?	(Yes)	No

Compliance Monitor

Initial Flow _____

Final Flow _____

Sample Type	Preservations
Grab	**HC** - HCl
Comp	**HS** - H_2SO_4
Matrix	**HN** - HNO_3
AQ - Water	**HP** - H_3PO_4
SO -Soil / Sludge	**OH** - NaOH
OT - Other	**ST** - Sodium Thiosulfate
Bottle Type	**AA** - Ascorbic Acid
P - Plastic	**Al** - $AlCl_3$
G - Amber Glass	**Cu** -$CuSO_4$
VOA - 40 ml Vial	
Coli - bacteria	

Note: Samples are discarded 30 days after results are reported, unless other arrangements are made.

Rev 2 Effective 5/1/17

PAT-CHEM LABORATORIES
QUALITY ANALYTICAL SERVICES SINCE 1987
1824 1st Street
San Fernando, CA 91340
(818) 639-5300 ph
(818) 639-5306 fx
pat-chem.com

Customer: **Integrated Performance Consultants, Inc.**
9297 Research Drive
Irvine CA, 92618

Attention: Ric Vardel
Report Date: 14-Apr-21 10:52
Subject: (MCC) Daily EFF

Project/P.O.#: (MCC) Daily EFF

Parameter	Method	QC Batch	RL	Prepared	Analyzed	Result	Notes
EFF (Sample I.D.# : 21C0961-01) Collected: 27-Mar-21 By JA of IPC							
Microbiological							
Fecal Coliforms	SM 9221E	AC12705	1.8	27-Mar-21	29-Mar-21	**<1.8 MPN/100 ml**	
Total Coliforms	SM 9221B	AC12705	1.8	27-Mar-21	29-Mar-21	**<1.8 MPN/100 ml**	
Inorganic Constituents							
pH	SM 4500H-B	AC12829	0.1	27-Mar-21	27-Mar-21	**7.4 pH Units**	
Residual Chlorine	SM 4500Cl-G	AC12828	0.05	28-Mar-21	28-Mar-21	**<0.05 mg/l**	

Notes and Definitions

RL Reporting Limit - The lowest amount of a constituent that can be reliably quantified and reported.

Respectfully Submitted,

Steve Jefferson 4/14/2021
Laboratory Director

Pat-Chem Laboratories
1824 1st Street
San Fernando, CA 91340

CHAIN OF CUSTODY RECORD

Phone (818) 639-5300
Fax (818) 639-5306

Environmental Sample

Sample I.D.#: 21C0961

Customer:	IPC - Integrated Performance Consultants, Inc	**Project :**	(MCC) Daily EFF
Address:	9297 Research Drive	**Sampled by:**	Jesus Avalos
	Irvine CA - 92618	**Report Attention:**	Ric Vardel / Golan Kfir
		P.O. #:	
		Phone #:	949-382-9067

Sample Description	Date Sampled	Time Sampled	# of bottles	Required Tests	Sample Type	Matrix	Bottle Type	Preserve	Field Data (pH / Temperature) pH: Field Lab
EFF	3/27/21	9:50	1	pH, T.Res.Chlorine	Grab	AQ	500ml Plastic	4°C	
〃	〃	〃	1	Total Coliform, Fecal Coliform	Grab	AQ	Coli Bottle	4°C, ST	

~~Geotracker EDD:~~
Logcode: IPCI
Global ID: WDR100000359

Signature	Print Name (Company)	Date	Time
Relinquished by: Jesus Avalos	Jesus Avalos (IPC)	3/27/21	9:55
Received by:	Richard Martinez (PCL)	3/27/21	10:43
Relinquished by:	Richard Martinez (PCL)	3/27/21	13:05
Received by:			
Relinquished by:			
Received in lab by:	Jordan Corkery	3/27/21	1305

Note: Samples are discarded 30 days after results are reported, unless other arrangements are made.

Sample Received Checklist

Temperature upon receipt: 4°C
# of bottles agrees with COC? (Yes) No
Samples intact? (Yes) No
Samples properly preserved? (Yes) No
Samples in holding time? (Yes) No

Compliance Monitor

Initial Flow _____
Final Flow _____

Sample Type
Grab
Comp

Matrix
AQ - Water
SO - Soil / Sludge
OT - Other

Bottle Type
P - Plastic
G - Amber Glass
VOA - 40 ml Vial
Coli - bacteria

Preservations
HC - HCl
HS - H_2SO_4
HN - HNO_3
HP - H_3PO_4
OH - NaOH
ST - Sodium Thiosulfate
AA - Ascorbic Acid
AI - $AlCl_3$
Cu - $CuSO_4$

Rev 2 Effective 5/1/17

PAT-CHEM LABORATORIES
QUALITY ANALYTICAL SERVICES SINCE 1987
1824 1st Street
San Fernando, CA 91340
(818) 639-5300 ph
(818) 639-5306 fx
pat-chem.com

Customer: **Integrated Performance Consultants, Inc.**
9297 Research Drive
Irvine CA, 92618

Attention: Ric Vardel
Report Date: 14-Apr-21 11:14
Subject: (MCC) Daily EFF

Project/P.O.#: (MCC) Daily EFF

Parameter	Method	QC Batch	RL	Prepared	Analyzed	Result	Notes
EFF (Sample I.D.# : 21C0976-01) Collected: 28-Mar-21 By EM of IPC							
Microbiological							
Fecal Coliforms	SM 9221E	AC12827	1.8	28-Mar-21	01-Apr-21	**<1.8 MPN/100 ml**	
Total Coliforms	SM 9221B	AC12827	1.8	28-Mar-21	01-Apr-21	**<1.8 MPN/100 ml**	
Inorganic Constituents							
pH	SM 4500H-B	AD10305	0.1	28-Mar-21	28-Mar-21	**7.6 pH Units**	
Residual Chlorine	SM 4500Cl-G	AC12943	0.05	29-Mar-21	29-Mar-21	**0.05 mg/l**	

Notes and Definitions

RL Reporting Limit - The lowest amount of a constituent that can be reliably quantified and reported.

Respectfully Submitted,

Steve Jefferson 4/14/2021
Laboratory Director

Pat-Chem Laboratories
1824 1st Street
San Fernando, CA 91340

CHAIN OF CUSTODY RECORD

Phone (818) 639-5300
Fax (818) 639-5306

Environmental Sample

Sample I.D.#: 21C0976

Customer:	IPC - Integrated Performance Consultants, Inc.	Project :	(MCC) Daily EFF
Address:	9297 Research Drive	Sampled by:	ERIC MORRIS
	Irvine CA - 92618	Report Attention:	Ric Vardel / Golan Kfir
		P.O. #:	
		Phone #:	949-382-9067

Sample Description	Date Sampled	Time Sampled	# of bottles	Required Tests	Sample Type	Matrix	Bottle Type	Preserve	Field Data (pH / Temperature) pH: Field Lab
EFF	3/28/21	9:44	1	pH, T.Res.Chlorine	Grab	AQ	500ml Plastic	4°C	
	"	"	1	Total Coliform, Fecal Coliform	Grab	AQ	Coli Bottle	4°C, ST	

RECEIVED
MAR 28 2021
By

Geotracker EDD:
Logcode: IPCI
Global ID: WDR100000359

	Signature	Print Name (Company)	Date	Time
Relinquished by		Eric Morris IPC	3/28/21	9:52
Received by		Alex Walker Jr	3/28/21	12:00
Relinquished by				
Received by				
Relinquished by				
Received in lab by		MAR 28 2021		1510

Sample Received Checklist

Temperature upon receipt: 4°C

# of bottles agrees with COC? (Yes) No

Samples intact? (Yes) No

Samples properly preserved? (Yes) No

Samples in holding time? (Yes) No

Compliance Monitor

Initial Flow _____

Final Flow _____

Sample Type
(Grab)
Comp

Matrix
(AQ) - Water
SO - Soil / Sludge
OT - Other

Bottle Type
(P) - Plastic
G - Amber Glass
VOA - 40 ml Vial
(Coli) - bacteria

Preservations
HC - HCl
HS - H_2SO_4
HN - HNO_3
HP - H_3PO_4
OH - NaOH
(ST) - Sodium Thiosulfate
AA - Ascorbic Acid
Al - $AlCl_3$
Cu - $CuSO_4$

Note: Samples are discarded 30 days after results are reported, unless other arrangements are made.

Rev 2 Effective 5/1/17

PAT-CHEM LABORATORIES
QUALITY ANALYTICAL SERVICES SINCE 1987
1824 1st Street
San Fernando, CA 91340
(818) 639-5300 ph
(818) 639-5306 fx
pat-chem.com

Customer: **Integrated Performance Consultants, Inc.**
9297 Research Drive
Irvine CA, 92618

Attention: Ric Vardel
Report Date: 14-Apr-21 11:18
Subject: (MCC) Daily EFF

Project/P.O.#: (MCC) Daily EFF

Parameter	Method	QC Batch	RL	Prepared	Analyzed	Result	Notes
EFF (Sample I.D.# : 21C1006-01) Collected: 29-Mar-21 By Carlos A. of IPC							
Microbiological							
Fecal Coliforms	SM 9221E	AC13016	1.8	29-Mar-21	02-Apr-21	**<1.8 MPN/100 ml**	
Total Coliforms	SM 9221B	AC13016	1.8	29-Mar-21	02-Apr-21	**<1.8 MPN/100 ml**	
Inorganic Constituents							
pH	SM 4500H-B	AD10305	0.1	29-Mar-21	29-Mar-21	**7.7 pH Units**	
Residual Chlorine	SM 4500Cl-G	AC12943	0.05	29-Mar-21	29-Mar-21	**<0.05 mg/l**	

Notes and Definitions

RL Reporting Limit - The lowest amount of a constituent that can be reliably quantified and reported.

Respectfully Submitted,



Steve Jefferson 4/14/2021
Laboratory Director

Pat-Chem Laboratories
1824 1st Street
San Fernando, CA 91340

CHAIN OF CUSTODY RECORD

Phone (818) 639-5300
Fax (818) 639-5306

Environmental Sample

Sample I.D.#: 21C1006

Customer:	IPC - Integrated Performance Consultants, Inc.	**Project :**	(MCC) Daily EFF
Address:	9297 Research Drive	**Sampled by:**	Carlos Alvarez
	Irvine - CA 92618	**Report Attention:**	Ric Vardel / Golan Kfir
		P.O. #:	
		Phone #:	949-382-9067

Sample Description	Date Sampled	Time Sampled	# of bottles	Required Tests	Sample Type	Matrix	Bottle Type	Preserve	Field Data (pH / Temperature) pH: Field Lab
EFF	03/29/21	1115	1	pH, T.Res.Chlorine	Grab	AQ	500ml Plastic	4°C	7.69/15.9
"	"	"	1	Total Coliform, Fecal Coliform	Grab	AQ	Coli Bottle	4°C, ST	

RECEIVED
MAR 29 2021
By

Geotracker EDD:
Logcode: IPCI
Global ID: WDR100000359

	Signature	Print Name (Company)	Date	Time
Relinquished by		Carlos Alvarez (IPC)	03/29/21	Mon
Received by		MARIO SANTIESTEBAN (PCL)	3/29/21	1407
Relinquished by				
Received by				
Relinquished by		MARIO SANTIESTEBAN (PCL)	3/29/21	
Received in lab by		MAR 29 2021		1535

Sample Received Checklist

Temperature upon receipt: 4 °C

# of bottles agrees with COC?	(Yes)	No
Samples intact?	(Yes)	No
Samples properly preserved?	(Yes)	No
Samples in holding time?	(Yes)	No

Compliance Monitor

Initial Flow _____

Final Flow _____

Sample Type
(Grab)
Comp

Matrix
(AQ) - Water
SO -Soil / Sludge
OT - Other

Bottle Type
(P) - Plastic
G - Amber Glass
VOA - 40 ml Vial
(Coli) - bacteria

Preservations
HC - HCl
HS - H_2SO_4
HN - HNO_3
HP - H_3PO_4
OH - NaOH
(ST) - Sodium Thiosulfate
AA - Ascorbic Acid
AI - $AlCl_3$
Cu -$CuSO_4$

Note: Samples are discarded 30 days after results are reported, unless other arrangements are made.

Rev 2 Effective 5/1/17

PAT-CHEM LABORATORIES
QUALITY ANALYTICAL SERVICES SINCE 1987
1824 1st Street
San Fernando, CA 91340
(818) 639-5300 ph
(818) 639-5306 fx
pat-chem.com

Customer: **Integrated Performance Consultants, Inc.**
9297 Research Drive
Irvine CA, 92618

Attention: Ric Vardel
Report Date: 14-Apr-21 11:36
Subject: (MCC) Daily EFF

Project/P.O.#: (MCC) Daily EFF

Parameter	Method	QC Batch	RL	Prepared	Analyzed	Result	Notes
EFF (Sample I.D.# : 21C1039-01) Collected: 30-Mar-21 By Carlos A. of IPC							
Microbiological							
Fecal Coliforms	SM 9221E	AC13016	1.8	30-Mar-21	02-Apr-21	**<1.8 MPN/100 ml**	
Total Coliforms	SM 9221B	AC13016	1.8	30-Mar-21	02-Apr-21	**<1.8 MPN/100 ml**	
Inorganic Constituents							
pH	SM 4500H-B	AD10305	0.1	30-Mar-21	30-Mar-21	**7.8 pH Units**	
Residual Chlorine	SM 4500Cl-G	AC13032	0.05	30-Mar-21	30-Mar-21	**0.06 mg/l**	

Notes and Definitions

RL Reporting Limit - The lowest amount of a constituent that can be reliably quantified and reported.

Respectfully Submitted,



Steve Jefferson 4/14/2021
Laboratory Director

Pat-Chem Laboratories
1824 1st Street
San Fernando, CA 91340

CHAIN OF CUSTODY RECORD

Phone (818) 639-5300
Fax (818) 639-5306

Environmental Sample

Sample I.D.#: 21C1039

Customer:	IPC - Integrated Performance Consultants, Inc.	**Project :**	(MCC) Daily EFF
Address:	9297 Research Drive	**Sampled by:**	Golan Kfir
	Irvine - CA 92618	**Report Attention:**	Ric Vardel / Golan Kfir
		P.O. #:	
		Phone #:	949-382-9067

Sample Description	Date Sampled	Time Sampled	# of bottles	Required Tests	Sample Type	Matrix	Bottle Type	Preserve	Field Data (pH / Temperature) pH: Field Lab
EFF	3/30/21	11:30	1	pH, T.Res.Chlorine	Grab	AQ	500ml Plastic	4°C	
	"	"	1	Total Coliform, Fecal Coliform	Grab	AQ	Coli Bottle	4°C, ST	
~~Geotracker EDD:~~ Logcode: IPCI Global ID: WDR100000359									

Signature	Print Name (Company)	Date	Time
Relinquished by: GK	Golan IPC	3/30/21	1248
Received by:	Richard Martinez	3/30/21	12:48
Relinquished by:			
Received by:			
Relinquished by:			
Received in lab by:	MARIO SANTIESTEBAN (PCL)	3/30/21	1734

Note: Samples are discarded 30 days after results are reported, unless other arrangements are made.

Sample Received Checklist

Temperature upon receipt: 4°

# of bottles agrees with COC? (Yes) No

Samples intact? (Yes) No

Samples properly preserved? (Yes) No

Samples in holding time? (Yes) No

Compliance Monitor

Initial Flow _____

Final Flow _____

Sample Type
Grab
Comp

Matrix
AQ - Water
SO -Soil / Sludge
OT - Other

Bottle Type
P - Plastic
G - Amber Glass
VOA - 40 ml Vial
Coli - bacteria

Preservations
HC - HCl
HS - H_2SO_4
HN - HNO_3
HP - H_3PO_4
OH - NaOH
ST - Sodium Thiosulfate
AA - Ascorbic Acid
Al - $AlCl_3$
Cu - $CuSO_4$

PAT-CHEM LABORATORIES
QUALITY ANALYTICAL SERVICES SINCE 1987
1824 1st Street
San Fernando, CA 91340
(818) 639-5300 ph
(818) 639-5306 fx
pat-chem.com

Customer: **Integrated Performance Consultants, Inc.**
9297 Research Drive
Irvine CA, 92618

Attention: Ric Vardel
Report Date: 09-Apr-21 16:35
Subject: (MCC) Weekly INF

Project/P.O.#: (MCC) Weekly INF

Parameter	Method	QC Batch	RL	Prepared	Analyzed	Result	Notes
INF (Sample I.D.# : 21C1095-01) Collected: 30-Mar-21 By M.A. of IPC							
Physical Properties							
Total Suspended Solids	SM2540D	AD10314	1	03-Apr-21	04-Apr-21	**597 mg/l**	
Aggregate Organic Constituents							
Biochemical Oxygen Demand	SM 5210B	AC13134	2	31-Mar-21	05-Apr-21	**619 mg/l**	

Notes and Definitions

RL Reporting Limit - The lowest amount of a constituent that can be reliably quantified and reported.

Respectfully Submitted,

Steve Jefferson 4/9/2021
Laboratory Director

Pat-Chem Laboratories
1824 1st Street
San Fernando, CA 91340

CHAIN OF CUSTODY RECORD

Phone (818) 639-5300
Fax (818) 639-5306

Environmental Sample

Sample I.D.#: 21C1095

Customer:	IPC - Integrated Performance Consultants, Inc.	Project :	(MCC) Weekly INF
Address:	9297 Research Drive	Sampled by:	Marie Aguirre
	Irvine CA 92618	Report Attention:	Ric Vardel / Golan Kfir
		P.O. #:	
		Phone #:	949-382-9067

Sample Description	Date Sampled	Time Sampled	# of bottles	Required Tests	Sample Type	Matrix	Bottle Type	Preserve	Field Data (pH / Temperature) pH: Field Lab
INF	3/30/21	0:00	1	TSS	Comp	AQ	1-Liter Plastic	4°C	6.0
"	"	"	1	BOD	Comp	AQ	1-Liter Plastic	4°C	7.5 / 14.6

RECEIVED
MAR 31 2021
By

Geotracker EDD:
Logcode: IPCI
Global ID: WDR100000359

	Signature	Print Name (Company)	Date	Time
Relinquished by		Marie Aguirre (IPC)	3/31/21	12:22
Received by		E-Informatics	3-31-21	12:52
Relinquished by		Cindy M	3-31-21	14:00
Received by				
Relinquished by				
Received in lab by			MAR 31 2021	14:00

Sample Received Checklist

Temperature upon receipt:	4°C
# of bottles agrees with COC?	Yes / No
Samples intact?	Yes / No
Samples properly preserved?	Yes / No
Samples in holding time?	Yes / No

Compliance Monitor

Initial Flow _____

Final Flow _____

Sample Type	Matrix	Bottle Type
Grab	AQ - Water	P - Plastic
Comp	SO - Soil / Sludge	G - Amber Glass
	OT - Other	VOA - 40 ml Vial
		Coli - bacteria

Preservations
HC - HCl
HS - H_2SO_4
HN - HNO_3
HP - H_3PO_4
OH - NaOH
ST - Sodium Thiosulfate
AA - Ascorbic Acid
AI - $AlCl_3$
Cu - $CuSO_4$

Note: Samples are discarded 30 days after results are reported, unless other arrangements are made.

Rev 2 Effective 5/1/17

PAT-CHEM LABORATORIES
QUALITY ANALYTICAL SERVICES SINCE 1987
1824 1st Street
San Fernando, CA 91340
(818) 639-5300 ph
(818) 639-5306 fx
pat-chem.com

Customer: **Integrated Performance Consultants, Inc.**
9297 Research Drive
Irvine CA, 92618

Attention: Ric Vardel
Report Date: 14-Apr-21 11:38
Subject: (MCC) Daily EFF

Project/P.O.#: (MCC) Daily EFF

Parameter	Method	QC Batch	RL	Prepared	Analyzed	Result	Notes
EFF (Sample I.D.# : 21C1073-01) Collected: 31-Mar-21 By MA of PCL							
Microbiological							
Fecal Coliforms	SM 9221E	AC13128	1.8	31-Mar-21	02-Apr-21	**<1.8 MPN/100 ml**	
Total Coliforms	SM 9221B	AC13128	1.8	31-Mar-21	02-Apr-21	**<1.8 MPN/100 ml**	
Inorganic Constituents							
pH	SM 4500H-B	AD10305	0.1	31-Mar-21	31-Mar-21	**7.6 pH Units**	
Residual Chlorine	SM 4500Cl-G	AC13143	0.05	31-Mar-21	31-Mar-21	**<0.05 mg/l**	

Notes and Definitions

RL Reporting Limit - The lowest amount of a constituent that can be reliably quantified and reported.

Respectfully Submitted,

Steve Jefferson 4/14/2021
Laboratory Director

Pat-Chem Laboratories
1824 1st Street
San Fernando, CA 91340

CHAIN OF CUSTODY RECORD

Phone (818) 639-5300
Fax (818) 639-5306

Environmental Sample

Sample I.D.#: 21C1073

Customer:	IPC - Integrated Performance Consultants, Inc.	Project :	(MCC) Daily EFF
Address:	9297 Research Drive	Sampled by:	MA
	Irvine - CA 92618	Report Attention:	Ric Vardel / Golan Kfir
		P.O. #:	
		Phone #:	949-382-9067

Sample Description	Date Sampled	Time Sampled	# of bottles	Required Tests	Sample Type	Matrix	Bottle Type	Preserve	Field Data (pH / Temperature) pH: Field Lab
EFF	3/31/21	12:05	1	pH, T.Res.Chlorine	Grab	AQ	500ml Plastic	4°C	7.6/18-4°C
11	11	11	1	Total Coliform, Fecal Coliform	Grab	AQ	Coli Bottle	4°C, ST	

RECEIVED
MAR 31 2021
By

Geotracker EDD:
Logcode: IPC;
Global ID: WDR100000359

Signature	Print Name (Company)	Date	Time
Relinquished by	Marie Aguirre (IPC)	3/31/21	12:22
Received by	Cindy M	3-31-21	12:52
Relinquished by	Cindy Moffatt	3/31/21	14:00
Received by			
Relinquished by			
Received in lab by	MAR 31 2021		14:00

Sample Received Checklist

Temperature upon receipt: 4°C

# of bottles agrees with COC? Yes No

Samples intact? Yes No

Samples properly preserved? Yes No

Samples in holding time? Yes No

Compliance Monitor

Initial Flow _____

Final Flow _____

Sample Type
Grab
Comp

Matrix
AQ - Water
SO -Soil / Sludge
OT - Other

Bottle Type
P - Plastic
G - Amber Glass
VOA - 40 ml Vial
Coli - bacteria

Preservations
HC - HCl
HS - H_2SO_4
HN - HNO_3
HP - H_3PO_4
OH - NaOH
ST - Sodium Thiosulfate
AA - Ascorbic Acid
AI - $AlCl_3$
Cu - $CuSO_4$

Note: Samples are discarded 30 days after results are reported, unless other arrangements are made.

Rev 2 Effective 5/1/17

PAT-CHEM LABORATORIES
QUALITY ANALYTICAL SERVICES SINCE 1987
1824 1st Street
San Fernando, CA 91340
(818) 639-5300 ph
(818) 639-5306 fx
pat-chem.com

Customer: **Integrated Performance Consultants, Inc.**
9297 Research Drive
Irvine CA, 92618

Attention: Ric Vardel
Report Date: 09-Apr-21 16:40
Subject: (MCC) Weekly EFF

Project/P.O.#: (MCC) Weekly EFF

Parameter	Method	QC Batch	RL	Prepared	Analyzed	Result	Notes
EFF (Sample I.D.# : 21C1093-01) Collected: 31-Mar-21 By JL of IPC							
Physical Properties							
Total Suspended Solids	SM2540D	AD10314	1	03-Apr-21	04-Apr-21	**<1 mg/l**	
Inorganic Constituents							
Ammonia as N	EPA 350.1	AD10138	0.10	01-Apr-21	02-Apr-21	**<0.10 mg/l**	
Nitrate as N	EPA 353.2	AD10133	0.05	01-Apr-21	01-Apr-21	**0.52 mg/l**	
Nitrite as N	EPA 353.2	AD10133	0.05	01-Apr-21	01-Apr-21	**<0.05 mg/l**	
Total Kjeldahl Nitrogen	EPA 351.2	AD10129	0.10	01-Apr-21	02-Apr-21	**0.94 mg/l**	
EFF (Sample I.D.# : 21C1093-02) Collected: 30-Mar-21 By JL of IPC							
Aggregate Organic Constituents							
Biochemical Oxygen Demand	SM 5210B	AC13134	2	31-Mar-21	05-Apr-21	**6 mg/l**	

Notes and Definitions

RL Reporting Limit - The lowest amount of a constituent that can be reliably quantified and reported.

Respectfully Submitted,



Steve Jefferson 4/9/2021
Laboratory Director

Pat-Chem Laboratories
1824 1st Street
San Fernando, CA 91340

CHAIN OF CUSTODY RECORD

Phone (818) 639-5300
Fax (818) 639-5306

Environmental Sample

Sample I.D.#: 21C1093

Customer: IPC - Integrated Performance Consultants, Inc.		Project: (MCC) EFF - Weekly	
Address: 9297 Research Drive		Sampled by:	P.O. #:
Irvine CA 92618		Report Attention: Ric Vanstell / Cedric Kirk	Phone #: 949-382-9367

Sample Description	Date Sampled	Time Sampled	# of bottles	Required Tests	Sample Type	Matrix	Bottle Type	Preserve	Field Data (pH / Temperature) pH: Field Lab
EFF	3/31/21	12:05	1	TSS	Grab	AQ	1-Liter-Plastic	4°C	
"	"	"	1	Ammonia, TKN	Grab	AQ	500ml Plastic	4°C	7-8/14.9
"	"	"	1	Nitrate, Nitrite	Grab	AQ	250ml Plastic	4°C	
"	3/30/21	0:00	1	BOD	Comp	AQ	1-Liter-Plastic	4°C	

RECEIVED
MAR 31 2021
By

Geotracker EDD:
Logcode: IPCI
Global ID: WDR100000359

Signature	Print Name (Company)	Date	Time
Relinquished by	Mario Aguirre (IPC)	3/31/21	12:22
Received by	Cindy Mayting	3-31-21	12:52
Relinquished by	Cindy Martin	3-31-21	14:00
Received by			
Relinquished by			
Received in lab by	MAR 31 2021		14:00

Sample Received Checklist

Temperature upon receipt: 4°C

# of bottles agrees with COC?	Yes	No
Samples intact?	Yes	No
Samples properly preserved?	Yes	No
Samples in holding time?	Yes	No

Compliance Monitor

Initial Flow _____

Final Flow _____

Sample Type
Grab
Comp

Matrix
AQ - Water
SO - Soil / Sludge
OT - Other

Bottle Type
P - Plastic
G - Amber Glass
VOA - 40 ml Vial
Coli - bacteria

Preservations
HC - HCl
HS - H_2SO_4
HN - HNO_3
HP - H_3PO_4
OH - NaOH
ST - Sodium Thiosulfate
AA - Ascorbic Acid
AI - $AlCl_3$
Cu - $CuSO_4$

Note: Samples are discarded 30 days after results are reported, unless other arrangements are made.

Rev 2 Effective 5/1/17

PAT-CHEM LABORATORIES
QUALITY ANALYTICAL SERVICES SINCE 1987
1824 1st Street
San Fernando, CA 91340
(818) 639-5300 ph
(818) 639-5306 fx
pat-chem.com

Customer: **Integrated Performance Consultants, Inc.**
9297 Research Drive
Irvine CA, 92618

Attention: Ric Vardel
Report Date: 14-Apr-21 11:46
Subject: (MCC) Daily EFF

Project/P.O.#: (MCC) Daily EFF

Parameter	Method	QC Batch	RL	Prepared	Analyzed	Result	Notes
EFF (Sample I.D.# : 21D0023-01) Collected: 01-Apr-21 By MA of PCL							
Microbiological							
Fecal Coliforms	SM 9221E	AD10126	1.8	01-Apr-21	03-Apr-21	**<1.8 MPN/100 ml**	
Total Coliforms	SM 9221B	AD10126	1.8	01-Apr-21	03-Apr-21	**<1.8 MPN/100 ml**	
Inorganic Constituents							
pH	SM 4500H-B	AD10305	0.1	01-Apr-21	01-Apr-21	**7.5 pH Units**	
Residual Chlorine	SM 4500Cl-G	AD10142	0.05	01-Apr-21	01-Apr-21	**0.06 mg/l**	

Notes and Definitions

RL Reporting Limit - The lowest amount of a constituent that can be reliably quantified and reported.

Respectfully Submitted,



Steve Jefferson 4/14/2021
Laboratory Director

Pat-Chem Laboratories
1824 1st Street
San Fernando, CA 91340

CHAIN OF CUSTODY RECORD

Phone (818) 639-5300
Fax (818) 639-5306

Environmental Sample

Sample I.D.#: 2D0023

Customer:	IPC - Integrated Performance Consultants, Inc.	**Project:**	(MCC) Daily EFF
Address:	9297 Research Drive	**Sampled by:**	Mario Aguirre
	Irvine CA 92618	**Report Attention:**	Ric Vardell/ Golan Kfir
		P.O. #:	
		Phone #:	949-382-9067

Sample Description	Date Sampled	Time Sampled	# of bottles	Required Tests	Sample Type	Matrix	Bottle Type	Preserve	Field Data (pH / Temperature) pH: Field Lab
EFF	4/1/21	1052	1	pH, T.Res.Chlorine	Grab	AQ	500ml Plastic	4°C	
"	"	"	1	Total Coliform, Fecal Coliform	Grab	AQ	Coli Bottle	4°C, ST	
Geotracker EDD: Logcode: IPCI Global ID: WDR100000359									

Signature	Print Name (Company)	Date	Time
Relinquished by	Mario Aguirre (IPC)	4/1/21	11:12
Received by	Richard Martinez PCL	4/1/21	12:50
Relinquished by	Richard Martinez PCL	4/1/21	14:28
Received by			
Relinquished by			
Received in lab by	MARIO SANTIESTEBAN (PCL)	4/1/21	1428

Sample Received Checklist

Temperature upon receipt: 4°C

# of bottles agrees with COC?	(Yes)	No
Samples intact?	(Yes)	No
Samples properly preserved?	(Yes)	No
Samples in holding time?	(Yes)	No

Compliance Monitor

Initial Flow _____

Final Flow _____

Sample Type
Grab
Comp

Matrix
AQ - Water
SO -Soil / Sludge
OT - Other

Bottle Type
P - Plastic
G - Amber Glass
VOA - 40 ml Vial
Coli - bacteria

Preservations
HC - HCl
HS - H_2SO_4
HN - HNO_3
HP - H_3PO_4
OH - NaOH
ST - Sodium Thiosulfate
AA - Ascorbic Acid
Al - $AlCl_3$
Cu - $CuSO_4$

Note: Samples are discarded 30 days after results are reported, unless other arrangements are made.

PAT-CHEM
LABORATORIES

QUALITY ANALYTICAL SERVICES SINCE 1987

1824 1st Street
San Fernando, CA 91340
(818) 639-5300 ph
(818) 639-5306 fx
pat-chem.com

Customer: **Integrated Performance Consultants, Inc.**
9297 Research Drive
Irvine CA, 92618

Attention: Ric Vardel
Report Date: 28-Apr-21 15:32
Subject: (MCC) Monthly EFF

Project/P.O.#: (MCC) Monthly EFF

Parameter	Method	QC Batch	RL	Prepared	Analyzed	Result	Notes
EFF (Sample I.D.# : 21D0022-01) Collected: 01-Apr-21 By M.A. of IPC							
Physical Properties							
Total Dissolved Solids	SM 2540C	AD10430	5	04-Apr-21	05-Apr-21	**612 mg/l**	
Inorganic Constituents							
Chloride	EPA 300.0	AD11428	20.0	14-Apr-21	17-Apr-21	**169 mg/l**	
Sulfate as SO4	EPA 300.0	AD11428	10.0	14-Apr-21	17-Apr-21	**117 mg/l**	
Boron	EPA 200.7	AD10208	0.10	02-Apr-21	06-Apr-21	**0.30 mg/l**	
Phosphorus, Total as P	EPA 365.3	AD10312	0.50	03-Apr-21	03-Apr-21	**1.85 mg/l**	
Aggregate Organic Constituents							
MBAS	SM 5540 C	AC13135	0.08	02-Apr-21	02-Apr-21	**<0.08 mg/l**	
Oil & Grease (HEM)	EPA 1664A	AD11224	5	12-Apr-21	13-Apr-21	**<5 mg/l**	

Notes and Definitions

RL Reporting Limit - The lowest amount of a constituent that can be reliably quantified and reported.

Respectfully Submitted,



Steve Jefferson 4/28/2021
Laboratory Director

Pat-Chem Laboratories
1824 1st Street
San Fernando, CA 91340

CHAIN OF CUSTODY RECORD

Phone (818) 639-5300
Fax (818) 639-5306

Environmental Sample

Sample I.D.#: 21D0022

Customer: IPC - Integrated Performance Consultants, Inc.		**Project:** (MCC) EFF - Monthly	
Address: 9297 Research Drive		**Sampled by:** Mario Aguirre	**P.O. #:**
Irvine CA 92618		**Report Attention:** Ric Vardel / Golan Kfir	**Phone #:** 949-382-9067

Sample Description	Date Sampled	Time Sampled	# of bottles	Required Tests	Sample Type	Matrix	Bottle Type	Preserve	Field Data (pH / Temperature) pH: Field Lab
EFF	4/1/21	11:02	1	Sulfate, Chloride, TDS	Grab	AQ	1/2 Gal. P	4°C	
"	"	"	1	MBAS	Grab	AQ	500 P	4°C	
"	"	"	1	Oil & Grease	Grab	AQ	1L G	HC	
"	"	"	1	Boron	Grab	AQ	250 P	HN	
"	"	"	1	T.Phos	Grab	AQ	500 P	4°C	
Geotracker EDD: Logcode: IPCI Global ID: WDR100000359									

Signature	Print Name (Company)	Date	Time
Relinquished by	Mario Aguirre (IPC)	4/1/21	11:12
Received by	Richard Martinez PCL	4/1/21	12:50
Relinquished by	Richard Martinez PCL	4/1/21	14:28
Received by			
Relinquished by			
Received in lab by	MARIO SANTIESTEBAN (PCL)	4/1/21	14:29

Sample Received Checklist

Temperature upon receipt: 4°C

# of bottles agrees with COC?	Yes	No
Samples intact?	Yes	No
Samples properly preserved?	Yes	No
Samples in holding time?	Yes	No

Compliance Monitor

Initial Flow _____

Final Flow _____

Sample Type
Grab
Comp

Matrix
AQ - Water
SO - Soil / Sludge
OT - Other

Bottle Type
P - Plastic
G - Amber Glass
VOA - 40 ml Vial
Coli - bacteria

Preservations
HC - HCl
HS - H_2SO_4
HN - HNO_3
HP - H_3PO_4
OH - NaOH
ST - Sodium Thiosulfate
AA - Ascorbic Acid
AI - $AlCl_3$
Cu - $CuSO_4$

Note: Samples are discarded 30 days after results are reported, unless other arrangements are made.

PAT-CHEM LABORATORIES
QUALITY ANALYTICAL SERVICES SINCE 1987
1824 1st Street
San Fernando, CA 91340
(818) 639-5300 ph
(818) 639-5306 fx
pat-chem.com

Customer: **Integrated Performance Consultants, Inc.**
9297 Research Drive
Irvine CA, 92618

Attention: Ric Vardel
Report Date: 14-Apr-21 11:52
Subject: (MCC) Daily EFF

Project/P.O.#: (MCC) Daily EFF

Parameter	Method	QC Batch	RL	Prepared	Analyzed	Result	Notes
EFF (Sample I.D.# : 21D0049-01) Collected: 02-Apr-21 By Mario Aguirre of IPC							
Microbiological							
Fecal Coliforms	SM 9221E	AD10212	1.8	02-Apr-21	04-Apr-21	**<1.8 MPN/100 ml**	
Total Coliforms	SM 9221B	AD10212	1.8	02-Apr-21	04-Apr-21	**<1.8 MPN/100 ml**	
Inorganic Constituents							
pH	SM 4500H-B	AD10305	0.1	02-Apr-21	02-Apr-21	**7.4 pH Units**	
Residual Chlorine	SM 4500Cl-G	AD10217	0.05	02-Apr-21	02-Apr-21	**0.06 mg/l**	

Notes and Definitions

RL Reporting Limit - The lowest amount of a constituent that can be reliably quantified and reported.

Respectfully Submitted,



Steve Jefferson 4/14/2021
Laboratory Director

Pat-Chem Laboratories
1824 1st Street
San Fernando, CA 91340

CHAIN OF CUSTODY RECORD

Phone (818) 639-5300
Fax (818) 639-5306

Environmental Sample

Sample I.D.#: 21D0049

Customer:	IPC - Integrated Performance Consultants, Inc.	Project :	(MCC) Daily EFF
Address:	9297 Research Drive	Sampled by:	Mario Aguirre
	Irvine - CA 92618	Report Attention:	Ric Varde / Golan Kfir
		P.O. #:	
		Phone #:	949-382-9067

Sample Description	Date Sampled	Time Sampled	# of bottles	Required Tests	Sample Type	Matrix	Bottle Type	Preserve	Field Data (pH / Temperature) pH: Field Lab
EFF	4/2/21	11:04	1	pH, T.Res.Chlorine	Grab	AQ	500ml Plastic	4°C	
"	"	"	1	Total Coliform, Fecal Coliform	Grab	AQ	Coli Bottle	4°C, ST	

RECEIVED
APR 02 2021
By

Geotracker EDD:
Logcode: IPCI
Global ID: WDR100000359

	Signature	Print Name (Company)	Date	Time
Relinquished by		Mario Aguirre (IPC)	4/2/21	11:07
Received by		Richard Martinez (PCL)	4/2/21	14:27
Relinquished by		Richard Martinez (PCL)	4/2/21	15:48
Received by		~~Richard Martinez (PCL)~~	4/2/21	
Relinquished by				
Received in lab by		APR 02 2021		15:48

Sample Received Checklist

Temperature upon receipt: 4 °C

# of bottles agrees with COC?	Yes	No
Samples intact?	Yes	No
Samples properly preserved?	Yes	No
Samples in holding time?	Yes	No

Compliance Monitor

Initial Flow _____

Final Flow _____

Sample Type
Grab
Comp

Matrix
AQ - Water
SO - Soil / Sludge
OT - Other

Bottle Type
P - Plastic
G - Amber Glass
VOA - 40 ml Vial
Coli - bacteria

Preservations
HC - HCl
HS - H_2SO_4
HN - HNO_3
HP - H_3PO_4
ON - NaOH
ST - Sodium Thiosulfate
AA - Ascorbic Acid
AI - $AlCl_3$
Cu - $CuSO_4$

Note: Samples are discarded 30 days after results are reported, unless other arrangements are made.

Rev 2 Effective 5/1/17

PAT-CHEM LABORATORIES
QUALITY ANALYTICAL SERVICES SINCE 1987
1824 1st Street
San Fernando, CA 91340
(818) 639-5300 ph
(818) 639-5306 fx
pat-chem.com

Customer: **Integrated Performance Consultants, Inc.**
9297 Research Drive
Irvine CA, 92618

Attention: Ric Vardel
Report Date: 14-Apr-21 11:55
Subject: (MCC) Daily EFF

Project/P.O.#: (MCC) Daily EFF

Parameter	Method	QC Batch	RL	Prepared	Analyzed	Result	Notes
EFF (Sample I.D.# : 21D0055-01) Collected: 03-Apr-21 By Mario Aguirre of IPC							
Microbiological							
Fecal Coliforms	SM 9221E	AD10304	1.8	03-Apr-21	05-Apr-21	**<1.8 MPN/100 ml**	
Total Coliforms	SM 9221B	AD10304	1.8	03-Apr-21	05-Apr-21	**<1.8 MPN/100 ml**	
Inorganic Constituents							
pH	SM 4500H-B	AD10425	0.1	04-Apr-21	10-Apr-21	**7.7 pH Units**	
Residual Chlorine	SM 4500Cl-G	AD10318	0.05	03-Apr-21	04-Apr-21	**<0.05 mg/l**	

Notes and Definitions

RL Reporting Limit - The lowest amount of a constituent that can be reliably quantified and reported.

Respectfully Submitted,

Steve Jefferson 4/14/2021
Laboratory Director

Pat-Chem Laboratories
1824 1st Street
San Fernando, CA 91340

CHAIN OF CUSTODY RECORD

Phone (818) 639-5300
Fax (818) 639-5306

Environmental Sample

Sample I.D.#: 21D0055

Customer:	IPC - Integrated Performance Consultants, Inc.	**Project :**	(MCC) Daily EFF
Address:	9297 Research Drive	**Sampled by:**	Jesus Avalos
	Irvine CA 92618	**Report Attention:**	Ric Vardel / Golan Kfir
		P.O. #:	
		Phone #:	949-382-9067

Sample Description	Date Sampled	Time Sampled	# of bottles	Required Tests	Sample Type	Matrix	Bottle Type	Preserve	Field Data (pH / Temperature) pH: Field Lab
EFF	4/3/21	9:50	1	pH, T.Res.Chlorine	Grab	AQ	500ml Plastic	4°C	7.68/21.1
"	"	"	1	Total Coliform, Fecal Coliform	Grab	AQ	Coli Bottle	4°C, ST	
~~Geotracker EDD:~~ Logcode: IPCI Global ID: WDR100000359									

Signature	Print Name (Company)	Date	Time
Relinquished by: Jesus Avalos	Jesus Avalos (IPC)	4/3/21	9:55
Received by:	Richard Martinez (PCL)	4/3/21	12:05
Relinquished by:	Richard Martinez (PCL)	4/3/21	13:40
Received by:			
Relinquished by:			
Received in lab by:	MARIO SANTIESTEBAN (PCL)	4/3/21	1340

Sample Received Checklist

Temperature upon receipt: 4°C
# of bottles agrees with COC? (Yes) No
Samples intact? (Yes) No
Samples properly preserved? (Yes) No
Samples in holding time? (Yes) No

Compliance Monitor

Initial Flow _____
Final Flow _____

Sample Type
Grab
Comp

Matrix
AQ - Water
SO -Soil / Sludge
OT - Other

Bottle Type
P - Plastic
G - Amber Glass
VOA - 40 ml Vial
Coli - bacteria

Preservations
HC - HCl
HS - H_2SO_4
HN - HNO_3
HP - H_3PO_4
OH - NaOH
ST - Sodium Thiosulfate
AA - Ascorbic Acid
AI - $AlCl_3$
Cu - $CuSO_4$

Note: Samples are discarded 30 days after results are reported, unless other arrangements are made.

PAT-CHEM LABORATORIES
QUALITY ANALYTICAL SERVICES SINCE 1987
1824 1st Street
San Fernando, CA 91340
(818) 639-5300 ph
(818) 639-5306 fx
pat-chem.com

Customer: **Integrated Performance Consultants, Inc.**
9297 Research Drive
Irvine CA, 92618

Attention: Ric Vardel
Report Date: 15-Apr-21 17:58
Subject: (MCC) Daily EFF

Project/P.O.#: (MCC) Daily EFF

Parameter	Method	QC Batch	RL	Prepared	Analyzed	Result	Notes
EFF (Sample I.D.# : 21D0059-01) Collected: 04-Apr-21 By EM of IPC							
Microbiological							
Fecal Coliforms	SM 9221E	AD10516	1.8	05-Apr-21	07-Apr-21	**<1.8 MPN/100 ml**	
Total Coliforms	SM 9221B	AD10516	1.8	05-Apr-21	07-Apr-21	**<1.8 MPN/100 ml**	
Inorganic Constituents							
pH	SM 4500H-B	AD11005	0.1	04-Apr-21	04-Apr-21	**7.5 pH Units**	
Residual Chlorine	SM 4500Cl-G	AD10526	0.05	05-Apr-21	05-Apr-21	**<0.05 mg/l**	

Notes and Definitions

RL Reporting Limit - The lowest amount of a constituent that can be reliably quantified and reported.

Respectfully Submitted,

Steve Jefferson 4/15/2021
Laboratory Director

Pat-Chem Laboratories
1824 1st Street
San Fernando, CA 91340

CHAIN OF CUSTODY RECORD

Phone (818) 639-5300
Fax (818) 639-5306

Environmental Sample

Sample I.D.#: ZID0059

Customer:	IPC - Integrated Performance Consultants, Inc.	**Project:**	(MCC) Daily EFF
Address:	9297 Research Drive	**Sampled by:**	ERIC MORRIS
	Irvine CA 92618	**Report Attention:**	Ric Vardel / Golan Kfir
		P.O. #:	
		Phone #:	949-382-9067

Sample Description	Date Sampled	Time Sampled	# of bottles	Required Tests	Sample Type	Matrix	Bottle Type	Preserve	Field Data (pH / Temperature) pH: Field Lab
EFF	4/4/21	9:45	1	pH, T.Res.Chlorine	Grab	AQ	500ml Plastic	4°C	
	4/4/21	945	1	Total Coliform, Fecal Coliform	Grab	AQ	Coli Bottle	4°C, ST	

~~Geotracker EDD:~~
Logcode: IPCI
Global ID: WDR100000359

Signature	Print Name (Company)	Date	Time
Relinquished by	ERIC MORRIS IPC	4/4/21	9:58
Received by	Alex Wallen Jr	4/4/21	10:20
Relinquished by	Alex Wallen Jr	4/4/21	12:20
Received by			
Relinquished by			
Received in lab by	MARIO SANTIESTEBAN (RC)	4/4/21	1230

Sample Received Checklist

Temperature upon receipt: 4°C
# of bottles agrees with COC? (Yes) No
Samples intact? (Yes) No
Samples properly preserved? (Yes) No
Samples in holding time? (Yes) No

Compliance Monitor

Initial Flow _____
Final Flow _____

Sample Type
Grab
Comp

Matrix
AQ - Water
SO -Soil / Sludge
OT - Other

Bottle Type
P - Plastic
G - Amber Glass
VOA - 40 ml Vial
Coli - bacteria

Preservations
HC - HCl
HS - H_2SO_4
HN - HNO_3
HP - H_3PO_4
OH - NaOH
ST - Sodium Thiosulfate
AA - Ascorbic Acid
AI - $AlCl_3$
Cu - $CuSO_4$

Note: Samples are discarded 30 days after results are reported, unless other arrangements are made.

Rev 2 Effective 5/1/17

PAT-CHEM
LABORATORIES

QUALITY ANALYTICAL SERVICES SINCE 1987

1824 1st Street
San Fernando, CA 91340
(818) 639-5300 ph
(818) 639-5306 fx
pat-chem.com

Customer: **Integrated Performance Consultants, Inc.**
9297 Research Drive
Irvine CA, 92618

Attention: Ric Vardel
Report Date: 15-Apr-21 18:01
Subject: (MCC) Daily EFF

Project/P.O.#: (MCC) Daily EFF

Parameter	Method	QC Batch	RL	Prepared	Analyzed	Result	Notes
EFF (Sample I.D.# : 21D0078-01) Collected: 05-Apr-21 By C.A of IPC							
Microbiological							
Fecal Coliforms	SM 9221E	AD10516	1.8	05-Apr-21	07-Apr-21	**<1.8 MPN/100 ml**	
Total Coliforms	SM 9221B	AD10516	1.8	05-Apr-21	07-Apr-21	**<1.8 MPN/100 ml**	
Inorganic Constituents							
pH	SM 4500H-B	AD11005	0.1	05-Apr-21	05-Apr-21	**7.4 pH Units**	
Residual Chlorine	SM 4500Cl-G	AD10526	0.05	05-Apr-21	05-Apr-21	**<0.05 mg/l**	

Notes and Definitions

RL Reporting Limit - The lowest amount of a constituent that can be reliably quantified and reported.

Respectfully Submitted,



Steve Jefferson 4/15/2021
Laboratory Director

Pat-Chem Laboratories
1824 1st Street
San Fernando, CA 91340

CHAIN OF CUSTODY RECORD

Phone (818) 639-5300
Fax (818) 639-5306

Environmental Sample

Sample I.D.#: 210078

Customer:	IPC - integrated Performance Consultants, Inc.	**Project:**	(MCC) Daily EFF
Address:	9297 Research Drive	**Sampled by:**	C.D.
	Irvine CA - 92618	**Report Attention:**	Ric Vardel / Golan Kfir
		P.O. #:	
		Phone #:	949-382-9067

Sample Description	Date Sampled	Time Sampled	# of bottles	Required Tests	Sample Type	Matrix	Bottle Type	Preserve	Field Data (pH / Temperature) pH: Field Lab
EFF	04/05/21	1145	1	pH, T.Res.Chlorine	Grab	AQ	500ml Plastic	4°C	
"	"	"	1	Total Coliform, Fecal Coliform	Grab	AQ	Coli Bottle	4°C, ST	

RECEIVED
APR 05 2021
By

Geotracker EDD:
Logcode: IPCI
Global ID: WDR100000359

Signature	Print Name (Company)	Date	Time
Relinquished by	Carlos Alkam (CAC)	04/05/21	1200
Received by	Juan Vasquez (PCL)	4/5/21	12:16
Relinquished by	Juan Vasquez (PCL)	4/5/21	15:00
Received by			
Relinquished by			
Received in lab by	APR 05 2021		15:00

Sample Received Checklist

Temperature upon receipt: 4 °C

# of bottles agrees with COC?	Yes No
Samples intact?	Yes No
Samples properly preserved?	Yes No
Samples in holding time?	Yes No

Compliance Monitor

Initial Flow _____

Final Flow _____

Sample Type
Grab
Comp

Matrix
AQ - Water
SO - Soil / Sludge
OT - Other

Bottle Type
P - Plastic
G - Amber Glass
VOA - 40 ml Vial
Coli - bacteria

Preservations
HC - HCl
HS - H_2SO_4
HN - HNO_3
HP - H_3PO_4
OH - NaOH
ST - Sodium Thiosulfate
AA - Ascorbic Acid
Al - $AlCl_3$
Cu - $CuSO_4$

Note: Samples are discarded 30 days after results are reported, unless other arrangements are made.

PAT-CHEM LABORATORIES
QUALITY ANALYTICAL SERVICES SINCE 1987
1824 1st Street
San Fernando, CA 91340
(818) 639-5300 ph
(818) 639-5306 fx
pat-chem.com

Customer: **Integrated Performance Consultants, Inc.**
9297 Research Drive
Irvine CA, 92618

Attention: Ric Vardel
Report Date: 15-Apr-21 18:04
Subject: (MCC) Daily EFF

Project/P.O.#: (MCC) Daily EFF

Parameter	Method	QC Batch	RL	Prepared	Analyzed	Result	Notes
EFF (Sample I.D.# : 21D0105-01) Collected: 06-Apr-21 By M.A. of IPC							
Microbiological							
Fecal Coliforms	SM 9221E	AD10630	1.8	06-Apr-21	09-Apr-21	**<1.8 MPN/100 ml**	
Total Coliforms	SM 9221B	AD10630	1.8	06-Apr-21	09-Apr-21	**<1.8 MPN/100 ml**	
Inorganic Constituents							
pH	SM 4500H-B	AD11005	0.1	06-Apr-21	06-Apr-21	**7.5 pH Units**	
Residual Chlorine	SM 4500Cl-G	AD10920	0.05	07-Apr-21	07-Apr-21	**<0.05 mg/l**	

Notes and Definitions

RL Reporting Limit - The lowest amount of a constituent that can be reliably quantified and reported.

Respectfully Submitted,

Steve Jefferson 4/15/2021
Laboratory Director

Pat-Chem Laboratories
1824 1st Street
San Fernando, CA 91340

CHAIN OF CUSTODY RECORD

Phone (818) 639-5300
Fax (818) 639-5306

Environmental Sample

Sample I.D.#: 21D0105

Customer:	IPC - Integrated Performance Consultants, Inc.	**Project :** (MCC) Daily EFF	
Address:	9297 Research Drive	**Sampled by:** Mario Aguirre	**P.O. #:**
	Irvine CA 92618	**Report Attention:** Ric Vardel /Golan Kfir	**Phone #:** 949-382-9067

Sample Description	Date Sampled	Time Sampled	# of bottles	Required Tests	Sample Type	Matrix	Bottle Type	Preserve	Field Data (pH / Temperature) pH: Field Lab
EFF	4/6/21	11:07	1	pH, T.Res.Chlorine	Grab	AQ	500ml Plastic	4°C	
"	"	"	1	Total Coliform, Fecal Coliform	Grab	AQ	Coli Bottle	4°C, ST	

RECEIVED
APR 06 2021
By

Geotracker EDD:
Logcode: IPC!
Global ID: WDR109000359

Signature	Print Name (Company)	Date	Time
Relinquished by	Mario Aguirre (IPC)	4/6/21	~~11:10~~
Received by	Juan Vasquez (PCL)	4/6/21	12:14
Relinquished by	Juan Vasquez (PCL)	4/6/21	14:40
Received by			
Relinquished by			
Received in lab by		APR 06 2021	14:40

Sample Received Checklist

Temperature upon receipt: 4 °C

# of bottles agrees with COC?	Yes	No
Samples intact?	Yes	No
Samples properly preserved?	Yes	No
Samples in holding time?	Yes	No

Compliance Monitor

Initial Flow _____

Final Flow _____

Sample Type	Matrix	Bottle Type
Grab	AQ - Water	P - Plastic
Comp	SO - Soil / Sludge	G - Amber Glass
	OT - Other	VOA - 40 ml Vial
		Coli - bacteria

Preservations
HC - HCl
HS - H_2SO_4
HN - HNO_3
HP - H_3PO_4
OH - NaOH
ST - Sodium Thiosulfate
AA - Ascorbic Acid
Al - $AlCl_3$
Cu - $CuSO_4$

Note: Samples are discarded 30 days after results are reported, unless other arrangements are made.

Rev 2 Effective 5/1/17

PAT-CHEM LABORATORIES
QUALITY ANALYTICAL SERVICES SINCE 1987
1824 1st Street
San Fernando, CA 91340
(818) 639-5300 ph
(818) 639-5306 fx
pat-chem.com

Customer: **Integrated Performance Consultants, Inc.**
9297 Research Drive
Irvine CA, 92618

Attention: Ric Vardel
Report Date: 14-Apr-21 15:24
Subject: (MCC) Weekly INF

Project/P.O.#: (MCC) Weekly INF

Parameter	Method	QC Batch	RL	Prepared	Analyzed	Result	Notes
INF (Sample I.D.# : 21D0158-01) Collected: 06-Apr-21 By C.A of IPC							
Physical Properties							
Total Suspended Solids	SM2540D	AD10740	1	08-Apr-21	08-Apr-21	**315 mg/l**	
Aggregate Organic Constituents							
Biochemical Oxygen Demand	SM 5210B	AD10913	2	09-Apr-21	14-Apr-21	**508 mg/l**	

Notes and Definitions

RL Reporting Limit - The lowest amount of a constituent that can be reliably quantified and reported.

Respectfully Submitted,

Steve Jefferson 4/14/2021
Laboratory Director

Pat-Chem Laboratories
1824 1st Street
San Fernando, CA 91340

CHAIN OF CUSTODY RECORD

Phone (818) 639-5300
Fax (818) 639-5306

Environmental Sample

Sample I.D.#: 21D0158

Customer:	IPC - Integrated Performance Consultants, Inc.	Project:	(MCC) Weekly INF
Address:	9297 Research Drive	Sampled by:	
	Irvine CA 92618	Report Attention:	Ric Vardel / Golan Kfir
		P.O. #:	
		Phone #:	949-382-9067

Sample Description	Date Sampled	Time Sampled	# of bottles	Required Tests	Sample Type	Matrix	Bottle Type	Preserve	Field Data (pH / Temperature) pH: Field Lab
INF	04/06/21	0000	1	TSS	Comp	AQ	1-Liter Plastic	4°C	
"	"	"	1	BOD	Comp	AQ	1-Liter Plastic	4°C	

RECEIVED
APR 07 2021
By

~~Geotracker EDD~~:
Logcode: IPCI
Global ID: WDR100000359

	Signature	Print Name (Company)	Date	Time
Relinquished by		Carlos Alvarez (IPC)	04/07/21	13:00
Received by		Richard Martinez PCL	04/9/21	13:00
Relinquished by		Richard Martinez PCL	4/7/21	16:30
Received by				
Relinquished by				
Received in lab by		APR 07 2021		16:30

Sample Received Checklist

Temperature upon receipt: 4 °C

# of bottles agrees with COC?	Yes	No
Samples intact?	Yes	No
Samples properly preserved?	Yes	No
Samples in holding time?	Yes	No

Compliance Monitor

Initial Flow _____

Final Flow _____

Sample Type	Matrix	Bottle Type
~~Grab~~ Comp	AQ - Water	P - Plastic
	SO - Soil / Sludge	G - Amber Glass
	OT - Other	VOA - 40 ml Vial
		Coli - bacteria

Preservations
HC - HCl
HS - H_2SO_4
HN - HNO_3
HP - H_3PO_4
OH - NaOH
ST - Sodium Thiosulfate
AA - Ascorbic Acid
AI - $AlCl_3$
Cu - $CuSO_4$

Note: Samples are discarded 30 days after results are reported, unless other arrangements are made.

Rev 2 Effective 5/1/17

PAT-CHEM LABORATORIES
QUALITY ANALYTICAL SERVICES SINCE 1987
1824 1st Street
San Fernando, CA 91340
(818) 639-5300 ph
(818) 639-5306 fx
pat-chem.com

Customer: **Integrated Performance Consultants, Inc.**
9297 Research Drive
Irvine CA, 92618

Attention: Ric Vardel
Report Date: 15-Apr-21 18:06
Subject: (MCC) Daily EFF

Project/P.O.#: (MCC) Daily EFF

Parameter	Method	QC Batch	RL	Prepared	Analyzed	Result	Notes
EFF (Sample I.D.# : 21D0157-01) Collected: 07-Apr-21 By RM of PCL							
Microbiological							
Fecal Coliforms	SM 9221E	AD10736	1.8	07-Apr-21	09-Apr-21	**<1.8 MPN/100 ml**	
Total Coliforms	SM 9221B	AD10736	1.8	07-Apr-21	09-Apr-21	**<1.8 MPN/100 ml**	
Inorganic Constituents							
pH	SM 4500H-B	AD11005	0.1	07-Apr-21	07-Apr-21	**7.3 pH Units**	
Residual Chlorine	SM 4500Cl-G	AD10920	0.05	08-Apr-21	08-Apr-21	**<0.05 mg/l**	

Notes and Definitions

RL Reporting Limit - The lowest amount of a constituent that can be reliably quantified and reported.

Respectfully Submitted,

Steve Jefferson 4/15/2021
Laboratory Director

Pat-Chem Laboratories
1824 1st Street
San Fernando, CA 91340

CHAIN OF CUSTODY RECORD

Phone (818) 639-5300
Fax (818) 639-5306

Environmental Sample

Sample I.D.#: 21D0157

Customer: IPC - Integrated Performance Consultants, Inc.
Project: (MCC) EFF - Daily
Address: 9297 Research Drive, Irvine CA 92618
Sampled by: [signature]
P.O. #:
Report Attention: Ric Vardel / Golan Kfir
Phone #: 949-382-9067

Sample Description	Date Sampled	Time Sampled	# of bottles	Required Tests	Sample Type	Matrix	Bottle Type	Preserve	Field Data (pH / Temperature) pH: Field Lab
EFF	04/07/21	1215	1	pH, T.Res.Chlorine	Grab	AQ	500 P	4°C	
1	1	1	1	Total Coliform, Fecal Coliform	Grab	AQ	Coli	ST	

RECEIVED
APR 07 2021
By [signature]

Geotracker EDD:
Logcode: IPCI
Global ID: WDR100000359

	Signature	Print Name (Company)	Date	Time
Relinquished by	[signature]	Carlos Alvarez (EPC)	04/07/21	13:00
Received by	[signature]	Richard Martinez PCL	4/7/21	1300
Relinquished by	[signature]	Richard Martinez	4/7/21	16:26
Received by				
Relinquished by				
Received in lab by	[signature]	APR 07 2021		16:26

Sample Received Checklist

Temperature upon receipt: 4°C
# of bottles agrees with COC? Yes No
Samples intact? Yes No
Samples properly preserved? Yes No
Samples in holding time? Yes No

Compliance Monitor

Initial Flow _____
Final Flow _____

Sample Type
Grab
Comp

Matrix
AQ - Water
SO - Soil / Sludge
OT - Other

Bottle Type
P - Plastic
G - Amber Glass
VOA - 40 ml Vial
Coli - bacteria

Preservations
HC - HCl
HS - H_2SO_4
HN - HNO_3
HP - H_3PO_4
OH - NaOH
ST - Sodium Thiosulfate
AA - Ascorbic Acid
Al - $AlCl_3$
Cu - $CuSO_4$

Note: Samples are discarded 30 days after results are reported, unless other arrangements are made.

Rev 2 Effective 5/1/17

PAT-CHEM LABORATORIES
QUALITY ANALYTICAL SERVICES SINCE 1987
1824 1st Street
San Fernando, CA 91340
(818) 639-5300 ph
(818) 639-5306 fx
pat-chem.com

Customer: **Integrated Performance Consultants, Inc.**
9297 Research Drive
Irvine CA, 92618

Attention: Ric Vardel
Report Date: 14-Apr-21 15:21
Subject: (MCC) Weekly EFF

Project/P.O.#: (MCC) Weekly EFF

Parameter	Method	QC Batch	RL	Prepared	Analyzed	Result	Notes
EFF (Sample I.D.# : 21D0159-01) Collected: 07-Apr-21 By JL of IPC							
Physical Properties							
Total Suspended Solids	SM2540D	AD11009	1	10-Apr-21	11-Apr-21	**<1 mg/l**	
Inorganic Constituents							
Ammonia as N	EPA 350.1	AD11136	0.10	11-Apr-21	12-Apr-21	**<0.10 mg/l**	
Nitrate as N	EPA 353.2	AD10823	0.05	08-Apr-21	08-Apr-21	**0.05 mg/l**	
Nitrite as N	EPA 353.2	AD10823	0.05	08-Apr-21	08-Apr-21	**<0.05 mg/l**	
Total Kjeldahl Nitrogen	EPA 351.2	AD10821	0.10	08-Apr-21	09-Apr-21	**1.03 mg/l**	
EFF (Sample I.D.# : 21D0159-02) Collected: 06-Apr-21 By JL of IPC							
Aggregate Organic Constituents							
Biochemical Oxygen Demand	SM 5210B	AD10913	2	09-Apr-21	14-Apr-21	**4 mg/l**	

Notes and Definitions

RL Reporting Limit - The lowest amount of a constituent that can be reliably quantified and reported.

Respectfully Submitted,



Steve Jefferson 4/14/2021
Laboratory Director

Pat-Chem Laboratories
1824 1st Street
San Fernando, CA 91340

CHAIN OF CUSTODY RECORD

Phone (818) 639-5300
Fax (818) 639-5306

Environmental Sample

Sample I.D.#: 21D0159

Customer: [illegible]
Project : [illegible]
Address: [illegible]
Irvine CA 92618
Sampled by: [illegible]
Report Attention: [illegible]
P.O. #:
Phone #: [illegible]

Sample Description	Date Sampled	Time Sampled	# of bottles	Required Tests	Sample Type	Matrix	Bottle Type	Preserve	Field Data (pH / Temperature) pH: Field Lab
EFF	04/07/21	1215	1	TSS	Grab	AQ	1-Liter-Plastic	4°C	
			1	Ammonia, TKN	Grab	AQ	500ml-Plastic	4°C	
			1	Nitrate, Nitrite	Grab	AQ	250ml-Plastic	4°C	
	04/26/21	0000	1	BOD	Comp	AQ	1-Liter-Plastic	4°C	

RECEIVED
APR 07 2021
By

Geotracker EDD:
Logcode: IPCI
Global ID: WDR100000359

	Signature	Print Name (Company)	Date	Time
Relinquished by		Carlos Alvarez (IPC)	04/07/21	13:00
Received by		Richard Martinez PCL	4/7/21	13:00
Relinquished by		Richard Martinez PCL	4/7/21	16:30
Received by				
Relinquished by				
Received in lab by		APR 07 2021		16:30

Sample Received Checklist

Temperature upon receipt:	4°C	
# of bottles agrees with COC?	Yes	No
Samples intact?	Yes	No
Samples properly preserved?	Yes	No
Samples in holding time?	Yes	No

Compliance Monitor
Initial Flow _____
Final Flow _____

Sample Type: Grab, Comp
Matrix: AQ - Water; SO - Soil / Sludge; OT - Other
Bottle Type: P - Plastic; G - Amber Glass; VOA - 40 ml Vial; Coli - bacteria

Preservations: HC - HCl; HS - H_2SO_4; HN - HNO_3; HP - H_3PO_4; OH - NaOH; ST - Sodium Thiosulfate; AA - Ascorbic Acid; Al - $AlCl_3$; Cu - $CuSO_4$

Note: Samples are discarded 30 days after results are reported, unless other arrangements are made.

PAT-CHEM LABORATORIES
QUALITY ANALYTICAL SERVICES SINCE 1987
1824 1st Street
San Fernando, CA 91340
(818) 639-5300 ph
(818) 639-5306 fx
pat-chem.com

Customer: **Integrated Performance Consultants, Inc.**
9297 Research Drive
Irvine CA, 92618

Attention: Ric Vardel
Report Date: 15-Apr-21 18:08
Subject: (MCC) Daily EFF

Project/P.O.#: (MCC) Daily EFF

Parameter	Method	QC Batch	RL	Prepared	Analyzed	Result	Notes
EFF (Sample I.D.# : 21D0196-01) Collected: 08-Apr-21 By M.A. of IPC							
Microbiological							
Fecal Coliforms	SM 9221E	AD10908	1.8	09-Apr-21	11-Apr-21	**<1.8 MPN/100 ml**	
Total Coliforms	SM 9221B	AD10908	1.8	09-Apr-21	11-Apr-21	**<1.8 MPN/100 ml**	
Inorganic Constituents							
pH	SM 4500H-B	AD11005	0.1	08-Apr-21	08-Apr-21	**7.5 pH Units**	
Residual Chlorine	SM 4500Cl-G	AD10920	0.05	09-Apr-21	09-Apr-21	**<0.05 mg/l**	

Notes and Definitions

RL Reporting Limit - The lowest amount of a constituent that can be reliably quantified and reported.

Respectfully Submitted,

Steve Jefferson 4/15/2021
Laboratory Director

Pat-Chem Laboratories
1824 1st Street
San Fernando, CA 91340

CHAIN OF CUSTODY RECORD

Phone (818) 639-5300
Fax (818) 639-5306

Environmental Sample

Sample I.D.#: 21D0196

Customer: IPC - Integrated Performance Consultants, Inc.		Project: (MCC) Daily EFF	
Address: 9297 Research Drive	Sampled by: Mario Aguirre		P.O. #:
Irvine CA 92618	Report Attention: Ric Vardel / Golan Kfir		Phone #: 949-382-9067

Sample Description	Date Sampled	Time Sampled	# of bottles	Required Tests	Sample Type	Matrix	Bottle Type	Preserve	Field Data (pH / Temperature) pH: Field Lab
EFF	4/8/21	10:56	1	pH, T.Res.Chlorine	Grab	AQ	500ml Plastic	4°C	
"	"	"	1	Total Coliform, Fecal Coliform	Grab	AQ	Coli Bottle	4°C, ST	

RECEIVED
APR 08 2021
By [signature]

Geotracker EDD:
Logcode: IPCI
Global ID: WDR100000359

	Signature	Print Name (Company)	Date	Time
Relinquished by	[signature]	Mario Aguirre (IPC)	4/8/21	10:59
Received by	[signature]	Richard Martinez PCL	4/8	14:15
Relinquished by	[signature]	Richard Martinez PCL	4/8	16:16
Received by				
Relinquished by				
Received in lab by	[signature]	APR 08 2021		16:16

Sample Received Checklist

Temperature upon receipt: 4 °C
# of bottles agrees with COC? Yes No
Samples intact? Yes No
Samples properly preserved? Yes No
Samples in holding time? Yes No

Compliance Monitor

Initial Flow _____
Final Flow _____

Sample Type
Grab
Comp

Matrix
AQ - Water
SO - Soil / Sludge
OT - Other

Bottle Type
P - Plastic
G - Amber Glass
VOA - 40 ml Vial
Coli - bacteria

Preservations
HC - HCl
HS - H_2SO_4
HN - HNO_3
HP - H_3PO_4
OH - NaOH
ST - Sodium Thiosulfate
AA - Ascorbic Acid
Al - $AlCl_3$
Cu - $CuSO_4$

Note: Samples are discarded 30 days after results are reported, unless other arrangements are made.

Rev 2 Effective 5/1/17

PAT-CHEM LABORATORIES
QUALITY ANALYTICAL SERVICES SINCE 1987
1824 1st Street
San Fernando, CA 91340
(818) 639-5300 ph
(818) 639-5306 fx
pat-chem.com

Customer: **Integrated Performance Consultants, Inc.**
9297 Research Drive
Irvine CA, 92618

Attention: Ric Vardel
Report Date: 15-Apr-21 18:10
Subject: (MCC) Daily EFF

Project/P.O.#: (MCC) Daily EFF

Parameter	Method	QC Batch	RL	Prepared	Analyzed	Result	Notes
EFF (Sample I.D.# : 21D0216-01) Collected: 09-Apr-21 By M.A. of IPC							
Microbiological							
Fecal Coliforms	SM 9221E	AD10908	1.8	09-Apr-21	11-Apr-21	**<1.8 MPN/100 ml**	
Total Coliforms	SM 9221B	AD10908	1.8	09-Apr-21	11-Apr-21	**<1.8 MPN/100 ml**	
Inorganic Constituents							
pH	SM 4500H-B	AD11005	0.1	09-Apr-21	09-Apr-21	**8.0 pH Units**	
Residual Chlorine	SM 4500Cl-G	AD10920	0.05	09-Apr-21	09-Apr-21	**<0.05 mg/l**	

Notes and Definitions

RL Reporting Limit - The lowest amount of a constituent that can be reliably quantified and reported.

Respectfully Submitted,

Steve Jefferson 4/15/2021
Laboratory Director

Pat-Chem Laboratories
1824 1st Street
San Fernando, CA 91340

CHAIN OF CUSTODY RECORD

Phone (818) 639-5300
Fax (818) 639-5306

Environmental Sample

Sample I.D.#: 21D0216

Customer:	IPC - Integrated Performance Consultants, Inc.	**Project :**	(MCC) Daily EFF
Address:	9297 Research Drive	**Sampled by:**	Mario Aguirre
	Irvine CA 92618	**Report Attention:**	Ric Vardell / Golan Kfir
		P.O. #:	
		Phone #:	949-382-9067

Sample Description	Date Sampled	Time Sampled	# of bottles	Required Tests	Sample Type	Matrix	Bottle Type	Preserve	Field Data (pH / Temperature) pH: Field Lab
EFF	4/9/21	11:05	1	pH, T.Res.Chlorine	Grab	AQ	500ml Plastic	4°C	8.08/22.3
11	11	11	1	Total Coliform, Fecal Coliform	Grab	AQ	Coli Bottle	4°C ST	

Geotracker EDD:
Logcode: IPCI
Global ID: WDR100000359

Signature	Print Name (Company)	Date	Time
Relinquished by	Mario Aguirre (IPC)	4/9/21	11:08
Received by	MARIO SANTIESTEBAN (PCL)	4/9/21	1405
Relinquished by	MARIO SANTIESTEBAN (PCL)	4/9/21	1545
Received by			
Relinquished by			
Received in lab by	MARIO SANTIESTEBAN (PCL)	4/9/21	1545

Note: Samples are discarded 30 days after results are reported, unless other arrangements are made.

Sample Received Checklist

Temperature upon receipt: 4°C
# of bottles agrees with COC? (Yes) No
Samples intact? (Yes) No
Samples properly preserved? (Yes) No
Samples in holding time? (Yes) No

Compliance Monitor

Initial Flow _____
Final Flow _____

Sample Type
Grab
Comp

Matrix
AQ - Water
SO - Soil / Sludge
OT - Other

Bottle Type
P - Plastic
G - Amber Glass
VOA - 40 ml Vial
Coli - bacteria

Preservations
HC - HCl
HS - H_2SO_4
HN - HNO_3
HP - H_3PO_4
OH - NaOH
ST - Sodium Thiosulfate
AA - Ascorbic Acid
AI - $AlCl_3$
Cu - $CuSO_4$

PAT-CHEM LABORATORIES
QUALITY ANALYTICAL SERVICES SINCE 1987
1824 1st Street
San Fernando, CA 91340
(818) 639-5300 ph
(818) 639-5306 fx
pat-chem.com

Customer: **Integrated Performance Consultants, Inc.**
9297 Research Drive
Irvine CA, 92618

Attention: Ric Vardel
Report Date: 15-Apr-21 18:12
Subject: (MCC) Daily EFF

Project/P.O.#: (MCC) Daily EFF

Parameter	Method	QC Batch	RL	Prepared	Analyzed	Result	Notes
EFF (Sample I.D.# : 21D0223-01) Collected: 10-Apr-21 By JA of IPC							
Microbiological							
Fecal Coliforms	SM 9221E	AD11004	1.8	10-Apr-21	12-Apr-21	**<1.8 MPN/100 ml**	
Total Coliforms	SM 9221B	AD11004	1.8	10-Apr-21	12-Apr-21	**<1.8 MPN/100 ml**	
Inorganic Constituents							
pH	SM 4500H-B	AD11016	0.1	10-Apr-21	10-Apr-21	**7.9 pH Units**	
Residual Chlorine	SM 4500Cl-G	AD11015	0.05	10-Apr-21	10-Apr-21	**<0.05 mg/l**	

Notes and Definitions

RL Reporting Limit - The lowest amount of a constituent that can be reliably quantified and reported.

Respectfully Submitted,



Steve Jefferson 4/15/2021
Laboratory Director

Pat-Chem Laboratories
1824 1st Street
San Fernando, CA 91340

CHAIN OF CUSTODY RECORD

Phone (818) 639-5300
Fax (818) 639-5306

Environmental Sample

Sample I.D.#: 21D0223

Customer:	IPC - Integrated Performance Consultants, Inc.	Project :	(MCC) EFF - Daily
Address:	9297 Research Drive	Sampled by:	Jesus Avalos
	Irvine CA 92618	Report Attention:	Ric Vardel / Golan Kfir
		P.O. #:	
		Phone #:	949-382-9067

Sample Description	Date Sampled	Time Sampled	# of bottles	Required Tests	Sample Type	Matrix	Bottle Type	Preserve	Field Data (pH / Temperature) pH: Field Lab
EFF	4/10/21	9:50	1	pH, T.Res.Chlorine	Grab	AQ	500ml Plastic	4°C	7.87/19.4°C
"	"	"	1	Total Coliform, Fecal Coliform	Grab	AQ	Coli Bottle	4°C, ST	

Geotracker EDD:
Logcode: IPCI
Global ID: WDR100000359

Signature	Print Name (Company)	Date	Time
Relinquished by: Jesus Avalos	Jesus Avalos (IPC)	4/10/21	9:55
Received by:	Richard Martinez (PCL)	4/10/21	12:10
Relinquished by:	Richard Martinez (PCL)	4/10/21	13:30
Received by:			
Relinquished by:			
Received in lab by:	MARIO SANTIESTEBAN (PCL)	4/10/21	13:30

Sample Received Checklist

Temperature upon receipt: 4°C
# of bottles agrees with COC? (Yes) No
Samples intact? (Yes) No
Samples properly preserved? (Yes) No
Samples in holding time? (Yes) No

Compliance Monitor

Initial Flow _____
Final Flow _____

Sample Type	Preservations
Grab	HC - HCl
Comp	HS - H_2SO_4
Matrix	HN - HNO_3
AQ - Water	HP - H_3PO_4
SO -Soil / Sludge	OH - NaOH
OT - Other	ST - Sodium Thiosulfate
Bottle Type	AA - Ascorbic Acid
P - Plastic	Al - $AlCl_3$
G - Amber Glass	Cu -$CuSO_4$
VOA - 40 ml Vial	
Coli - bacteria	

Note: Samples are discarded 30 days after results are reported, unless other arrangements are made.

PAT-CHEM LABORATORIES
QUALITY ANALYTICAL SERVICES SINCE 1987
1824 1st Street
San Fernando, CA 91340
(818) 639-5300 ph
(818) 639-5306 fx
pat-chem.com

Customer: **Integrated Performance Consultants, Inc.**
9297 Research Drive
Irvine CA, 92618

Attention: Ric Vardel
Report Date: 15-Apr-21 18:14
Subject: (MCC) Daily EFF

Project/P.O.#: (MCC) Daily EFF

Parameter	Method	QC Batch	RL	Prepared	Analyzed	Result	Notes
EFF (Sample I.D.# : 21D0231-01) Collected: 11-Apr-21 By EM of IPC							
Microbiological							
Fecal Coliforms	SM 9221E	AD11127	1.8	11-Apr-21	13-Apr-21	**<1.8 MPN/100 ml**	
Total Coliforms	SM 9221B	AD11127	1.8	11-Apr-21	13-Apr-21	**<1.8 MPN/100 ml**	
Inorganic Constituents							
pH	SM 4500H-B	AD11134	0.1	11-Apr-21	11-Apr-21	**7.5 pH Units**	
Residual Chlorine	SM 4500Cl-G	AD11135	0.05	11-Apr-21	11-Apr-21	**<0.05 mg/l**	

Notes and Definitions

RL Reporting Limit - The lowest amount of a constituent that can be reliably quantified and reported.

Respectfully Submitted,



Steve Jefferson 4/15/2021
Laboratory Director

Pat-Chem Laboratories
1824 1st Street
San Fernando, CA 91340

CHAIN OF CUSTODY RECORD

Phone (818) 639-5300
Fax (818) 639-5306

Environmental Sample

Sample I.D.#: 21D0231

Customer:	IPC - Integrated Performance Consultants, Inc.	**Project:**	(MCC) Daily EFF
Address:	9297 Research Drive	**Sampled by:**	ERIC MORRIS
	Irvine CA 92618	**Report Attention:**	Ric Vardel / Golan Kfir
		P.O. #:	
		Phone #:	949-382-9067

Sample Description	Date Sampled	Time Sampled	# of bottles	Required Tests	Sample Type	Matrix	Bottle Type	Preserve	Field Data (pH / Temperature) pH: Field Lab
EFF	4-11-21	9:50	1	pH, T.Res.Chlorine	Grab	AQ	500ml Plastic	4°C	
	"	"	1	Total Coliform, Fecal Coliform	Grab	AQ	Coli Bottle	4°C, ST	

~~Geotracker EDD:~~
Logcode: IPCI
Global ID: WDR100000359

	Signature	Print Name (Company)	Date	Time
Relinquished by		ERIC MORRIS IPC	4-11-21	9:59
Received by		Juan Vasquez (PCL)	4/11/21	12:49
Relinquished by		Juan Vasquez (PCL)	4/11/21	13:40
Received by				
Relinquished by				
Received in lab by		Jordan Corkery	4/11/21	1340

Note: Samples are discarded 30 days after results are reported, unless other arrangements are made.

Sample Received Checklist

Temperature upon receipt: 4°C
# of bottles agrees with COC? (Yes) No
Samples intact? (Yes) No
Samples properly preserved? (Yes) No
Samples in holding time? (Yes) No

Compliance Monitor

Initial Flow _____
Final Flow _____

Sample Type
Grab
Comp

Matrix
AQ - Water
SO -Soil / Sludge
OT - Other

Bottle Type
P - Plastic
G - Amber Glass
VOA - 40 ml Vial
Coli - bacteria

Preservations
HC - HCl
HS - H_2SO_4
HN - HNO_3
HP - H_3PO_4
OH - NaOH
ST - Sodium Thiosulfate
AA - Ascorbic Acid
AI - $AlCl_3$
Cu - $CuSO_4$

Rev 2 Effective 5/1/17

PAT-CHEM
LABORATORIES

QUALITY ANALYTICAL SERVICES SINCE 1987

1824 1st Street
San Fernando, CA 91340
(818) 639-5300 ph
(818) 639-5306 fx
pat-chem.com

Customer: **Integrated Performance Consultants, Inc.**
9297 Research Drive
Irvine CA, 92618

Attention: Ric Vardel
Report Date: 28-Apr-21 14:53
Subject: (MCC) Daily EFF

Project/P.O.#: (MCC) Daily EFF

Parameter	Method	QC Batch	RL	Prepared	Analyzed	Result	Notes
EFF (Sample I.D.# : 21D0243-01) Collected: 12-Apr-21 By C.A of IPC							
Microbiological							
Fecal Coliforms	SM 9221E	AD11227	1.8	12-Apr-21	16-Apr-21	**<1.8 MPN/100 ml**	
Total Coliforms	SM 9221B	AD11227	1.8	12-Apr-21	16-Apr-21	**<1.8 MPN/100 ml**	
Inorganic Constituents							
pH	SM 4500H-B	AD11616	0.1	12-Apr-21	12-Apr-21	**7.2 pH Units**	
Residual Chlorine	SM 4500Cl-G	AD11230	0.05	12-Apr-21	12-Apr-21	**<0.05 mg/l**	

Notes and Definitions

RL Reporting Limit - The lowest amount of a constituent that can be reliably quantified and reported.

Respectfully Submitted,



Steve Jefferson 4/28/2021
Laboratory Director

Pat-Chem Laboratories
1824 1st Street
San Fernando, CA 91340

CHAIN OF CUSTODY RECORD

Phone (818) 639-5300
Fax (818) 639-5306

Environmental Sample

Sample I.D.#: 21D0243

Customer: IPC - Integrated Performance Consultants, Inc.

Project: (MCC) EFF - Daily

Address: 9297 Research Drive, Irvine, CA 92618

Sampled by: Carlos Alvarez

Report Attention: Ric Vardel / Golan Kfir

P.O. #:

Phone #: 949-382-9067

Sample Description	Date Sampled	Time Sampled	# of bottles	Required Tests	Sample Type	Matrix	Bottle Type	Preserve	Field Data (pH / Temperature) pH: Field Lab
EFF	04/12/21	1150	1	pH, T.Res.Chlorine	Grab	AQ	500 P	4°C	7.2 / 22.0 °C
			1	Total Coliform, Fecal Coliform	Grab	AQ	Coli	ST	

RECEIVED
APR 12 2021
By

Geotracker EDD:
Logcode: IPCI
Global ID: WDR100000359

	Signature	Print Name (Company)	Date	Time
Relinquished by		Carlos Alvarez (IPC)	04/12/21	1200
Received by			4-12-21	12:06
Relinquished by			4-12-21	13:22
Received by				
Relinquished by				
Received in lab by		APR 12 2021		13:22

Sample Received Checklist

Temperature upon receipt: 4 °C

# of bottles agrees with COC?	Yes	No
Samples intact?	Yes	No
Samples properly preserved?	Yes	No
Samples in holding time?	Yes	No

Compliance Monitor

Initial Flow _____

Final Flow _____

Sample Type	Preservations
Grab	HC - HCl
Comp	HS - H_2SO_4
Matrix	HN - HNO_3
AQ - Water	HP - H_3PO_4
SO - Soil / Sludge	OH - NaOH
OT - Other	ST - Sodium Thiosulfate
Bottle Type	AA - Ascorbic Acid
P - Plastic	Al - $AlCl_3$
G - Amber Glass	Cu - $CuSO_4$
VOA - 40 ml Vial	
Coli - bacteria	

Note: Samples are discarded 30 days after results are reported, unless other arrangements are made.

Rev 2 Effective 5/1/17

PAT-CHEM
LABORATORIES

QUALITY ANALYTICAL SERVICES SINCE 1987

1824 1st Street
San Fernando, CA 91340
(818) 639-5300 ph
(818) 639-5306 fx
pat-chem.com

Customer: **Integrated Performance Consultants, Inc.**
9297 Research Drive
Irvine CA, 92618

Attention: Ric Vardel
Report Date: 28-Apr-21 14:57
Subject: (MCC) Daily EFF

Project/P.O.#: (MCC) Daily EFF

Parameter	Method	QC Batch	RL	Prepared	Analyzed	Result	Notes
EFF (Sample I.D.# : 21D0280-01) Collected: 13-Apr-21 By JL of IPC							
Microbiological							
Fecal Coliforms	SM 9221E	AD11329	1.8	13-Apr-21	15-Apr-21	**<1.8 MPN/100 ml**	
Total Coliforms	SM 9221B	AD11329	1.8	13-Apr-21	15-Apr-21	**<1.8 MPN/100 ml**	
Inorganic Constituents							
pH	SM 4500H-B	AD11616	0.1	13-Apr-21	13-Apr-21	**7.3 pH Units**	
Residual Chlorine	SM 4500Cl-G	AD11432	0.05	14-Apr-21	14-Apr-21	**<0.05 mg/l**	

Notes and Definitions

RL Reporting Limit - The lowest amount of a constituent that can be reliably quantified and reported.

Respectfully Submitted,

Steve Jefferson 4/28/2021
Laboratory Director

Pat-Chem Laboratories
1824 1st Street
San Fernando, CA 91340

CHAIN OF CUSTODY RECORD

Phone (818) 639-5300
Fax (818) 639-5306

Environmental Sample

Sample I.D.#: 210280

Customer:	IPC - Integrated Performance Consultants, Inc.	**Project :**	(MCC) Daily EFF
Address:	9297 Research Drive	**Sampled by:**	
	Irvine - CA 92618	**Report Attention:**	Ric Vardel / Golan Kfir
		P.O. #:	
		Phone #:	949-382-9067

Sample Description	Date Sampled	Time Sampled	# of bottles	Required Tests	Sample Type	Matrix	Bottle Type	Preserve	Field Data (pH / Temperature) pH: Field / Lab
EFF	04/13/21	12:35	1	pH, T.Res.Chlorine	Grab	AQ	500ml Plastic	4°C	7.3 / 20.2 °C
	1	1	1	Total Coliform, Fecal Coliform	Grab	AQ	Coli Bottle	4°C, ST	

RECEIVED
APR 13 2021
By

Geotracker EDD:
Logcode: IPCI
Global ID: WDR100000359

	Signature	Print Name (Company)	Date	Time
Relinquished by		Lucio Lem	04/13/21	12:30
Received by		Cindy M	4-13-21	12:30
Relinquished by		Cindy M	4-13-21	1355
Received by				
Relinquished by				
Received in lab by:			APR 13 2021	13:55

Sample Received Checklist

Temperature upon receipt: 4 °C

# of bottles agrees with COC?	Yes	No
Samples intact?	Yes	No
Samples properly preserved?	Yes	No
Samples in holding time?	Yes	No

Compliance Monitor

Initial Flow _____

Final Flow _____

Sample Type
Grab
Comp

Matrix
AQ - Water
SO -Soil / Sludge
OT - Other

Bottle Type
P - Plastic
G - Amber Glass
VOA - 40 ml Vial
Coli - bacteria

Preservations
HC - HCl
HS - H_2SO_4
HN - HNO_3
HP - H_3PO_4
OH - NaOH
ST - Sodium Thiosulfate
AA - Ascorbic Acid
AI - $AlCl_3$
Cu - $CuSO_4$

Note: Samples are discarded 30 days after results are reported, unless other arrangements are made.

PAT-CHEM LABORATORIES
QUALITY ANALYTICAL SERVICES SINCE 1987
1824 1st Street
San Fernando, CA 91340
(818) 639-5300 ph
(818) 639-5306 fx
pat-chem.com

Customer: **Integrated Performance Consultants, Inc.**
9297 Research Drive
Irvine CA, 92618

Attention: Ric Vardel
Report Date: 28-Apr-21 15:41
Subject: (MCC) Weekly INF

Project/P.O.#: (MCC) Weekly INF

Parameter	Method	QC Batch	RL	Prepared	Analyzed	Result	Notes
INF (Sample I.D.# : 21D0330-01) Collected: 13-Apr-21 By KV							
Physical Properties							
Total Suspended Solids	SM2540D	AD11529	1	15-Apr-21	15-Apr-21	**173 mg/l**	
Aggregate Organic Constituents							
Biochemical Oxygen Demand	SM 5210B	AD11530	2	15-Apr-21	20-Apr-21	**381 mg/l**	

Notes and Definitions

RL Reporting Limit - The lowest amount of a constituent that can be reliably quantified and reported.

Respectfully Submitted,



Steve Jefferson 4/28/2021
Laboratory Director

Pat-Chem Laboratories
1824 1st Street
San Fernando, CA 91340

CHAIN OF CUSTODY RECORD

Phone (818) 639-5300
Fax (818) 639-5306

Environmental Sample

Sample I.D.#: 21D0330

Customer:	IPC - Integrated Performance Consultants, Inc.	Project :	(MCC) Weekly iNF
Address:	9297 Research Drive	Sampled by:	Kyle Vardel
	Irvine CA- 92618	Report Attention:	Ric Vardel / Golan Kfir
		P.O. #:	
		Phone #:	949-382-9067

Sample Description	Date Sampled	Time Sampled	# of bottles	Required Tests	Sample Type	Matrix	Bottle Type	Preserve	Field Data (pH / Temperature) pH: Field Lab
INF	4/13/21	2359	1	TSS	Comp	AQ	1-Liter Plastic	4°C	7.6 / 15.4 °C
			1	BOD	Comp	AQ	1-Liter Plastic	4°C	

RECEIVED
APR 14 2021
By

Geotracker EDD:
Logcode: IPCI
Global ID: WDR100000359

Signature	Print Name (Company)	Date	Time
Relinquished by	Kyle Vardel (IPC)	4/14/21	1210
Received by	Cindy Martinez	4.14.21	1255
Relinquished by	Cindy Martinez	4.14.21	14:20
Received by			
Relinquished by			
Received in lab by	APR 14 2021		14:20

Sample Received Checklist

Temperature upon receipt: 4 °C

# of bottles agrees with COC?	Yes	No
Samples intact?	Yes	No
Samples properly preserved?	Yes	No
Samples in holding time?	Yes	No

Compliance Monitor

Initial Flow _____

Final Flow _____

Sample Type	Matrix	Bottle Type
Grab (W)	AQ - Water	P - Plastic
Comp (S)	SO - Soil / Sludge	G - Amber Glass
	OT - Other	VOA - 40 ml Vial
		Coli - bacteria

Preservations
HC - HCl
HS - H_2SO_4
HN - HNO_3
HP - H_3PO_4
OH - NaOH
ST - Sodium Thiosulfate
AA - Ascorbic Acid
AI - $AlCl_3$
Cu - $CuSO_4$

Note: Samples are discarded 30 days after results are reported, unless other arrangements are made.

Rev 2 Effective 5/1/17

PAT-CHEM
LABORATORIES

QUALITY ANALYTICAL SERVICES SINCE 1987

1824 1st Street
San Fernando, CA 91340
(818) 639-5300 ph
(818) 639-5306 fx
pat-chem.com

Customer: **Integrated Performance Consultants, Inc.**
9297 Research Drive
Irvine CA, 92618

Attention: Ric Vardel
Report Date: 28-Apr-21 15:00
Subject: (MCC) Daily EFF

Project/P.O.#: (MCC) Daily EFF

Parameter	Method	QC Batch	RL	Prepared	Analyzed	Result	Notes
EFF (Sample I.D.# : 21D0325-01) Collected: 14-Apr-21 By KV							
Microbiological							
Fecal Coliforms	SM 9221E	AD11426	1.8	14-Apr-21	16-Apr-21	**<1.8 MPN/100 ml**	
Total Coliforms	SM 9221B	AD11426	1.8	14-Apr-21	16-Apr-21	**<1.8 MPN/100 ml**	
Inorganic Constituents							
pH	SM 4500H-B	AD11616	0.1	14-Apr-21	14-Apr-21	**7.3 pH Units**	
Residual Chlorine	SM 4500Cl-G	AD11432	0.05	14-Apr-21	14-Apr-21	**0.05 mg/l**	

Notes and Definitions

RL Reporting Limit - The lowest amount of a constituent that can be reliably quantified and reported.

Respectfully Submitted,

Steve Jefferson 4/28/2021
Laboratory Director

Pat-Chem Laboratories
1824 1st Street
San Fernando, CA 91340

CHAIN OF CUSTODY RECORD

Phone (818) 639-5300
Fax (818) 639-5306

Environmental Sample

Sample I.D.#: 210325

Customer:	IPC - Integrated Performance Consultants, Inc.	Project:	(MCC) EFF - Daily
Address:	9297 Research Drive	Sampled by:	Kyle Vardel
	Irvine CA 92618	Report Attention:	Ric Vardel / Golan Kfir
		P.O. #:	
		Phone #:	949-382-9067

Sample Description	Date Sampled	Time Sampled	# of bottles	Required Tests	Sample Type	Matrix	Bottle Type	Preserve	Field Data (pH / Temperature) pH: Field Lab
EFF	4/14/21	1205	1	pH, T.Res.Chlorine	Grab	AQ	500ml Plastic	4°C	7.3/20.1
			1	Total Coliform, Fecal Coliform	Grab	AQ	Coli Bottle	4°C, ST	

RECEIVED
APR 14 2021
By

Geotracker EDD:
Logcode: IPCI
Global ID: WDR100000359

	Signature	Print Name (Company)	Date	Time
Relinquished by		Kyle Vardel (IPC)	4/14/21	1210
Received by		Cindy Mathias	4-14-21	1255
Relinquished by		Cindy Mathias	4-14-21	14:20
Received by				
Relinquished by				
Received in lab by		APR 14 2021		14:20

Note: Samples are discarded 30 days after results are reported, unless other arrangements are made.

Sample Received Checklist

Temperature upon receipt: 4°C

# of bottles agrees with COC?	Yes	No
Samples intact?	Yes	No
Samples properly preserved?	Yes	No
Samples in holding time?	Yes	No

Compliance Monitor

Initial Flow _____

Final Flow _____

Sample Type	Preservations
Grab	HC - HCl
Comp	HS - H_2SO_4
Matrix	HN - HNO_3
AQ - Water	HP - H_3PO_4
SO - Soil / Sludge	OH - NaOH
OT - Other	ST - Sodium Thiosulfate
Bottle Type	AA - Ascorbic Acid
P - Plastic	Al - $AlCl_3$
G - Amber Glass	Cu - $CuSO_4$
VOA - 40 ml Vial	
Coli - bacteria	

Rev 2 Effective 5/1/17

PAT-CHEM
LABORATORIES

QUALITY ANALYTICAL SERVICES SINCE 1987

1824 1st Street
San Fernando, CA 91340
(818) 639-5300 ph
(818) 639-5306 fx
pat-chem.com

Customer: **Integrated Performance Consultants, Inc.**
9297 Research Drive
Irvine CA, 92618

Attention: Ric Vardel
Report Date: 28-Apr-21 15:35
Subject: (MCC) Weekly EFF

Project/P.O.#: (MCC) Weekly EFF

Parameter	Method	QC Batch	RL	Prepared	Analyzed	Result	Notes
EFF (Sample I.D.# : 21D0329-01) Collected: 14-Apr-21 By KV							
Physical Properties							
Total Suspended Solids	SM2540D	AD11529	1	15-Apr-21	15-Apr-21	**<1 mg/l**	
Inorganic Constituents							
Ammonia as N	EPA 350.1	AD11939	0.10	19-Apr-21	19-Apr-21	**<0.10 mg/l**	
Nitrate as N	EPA 353.2	AD11533	0.05	15-Apr-21	15-Apr-21	**0.07 mg/l**	
Nitrite as N	EPA 353.2	AD11533	0.05	15-Apr-21	15-Apr-21	**<0.05 mg/l**	
Total Kjeldahl Nitrogen	EPA 351.2	AD11532	0.10	15-Apr-21	15-Apr-21	**1.18 mg/l**	
EFF (Sample I.D.# : 21D0329-02) Collected: 13-Apr-21 By KV							
Aggregate Organic Constituents							
Biochemical Oxygen Demand	SM 5210B	AD11530	2	15-Apr-21	20-Apr-21	**3 mg/l**	

Notes and Definitions

RL Reporting Limit - The lowest amount of a constituent that can be reliably quantified and reported.

Respectfully Submitted,



Steve Jefferson 4/28/2021
Laboratory Director

Pat-Chem Laboratories
1824 1st Street
San Fernando, CA 91340

CHAIN OF CUSTODY RECORD

Phone (818) 639-5300
Fax (818) 639-5306

Environmental Sample

Sample I.D.#: 21D0329

Customer: IPC - Integrated Platform Consultants, Inc.		Project: (MCC) EFF - Weekly	
Address: 2257 Research Drive		Sampled by: Kyle Vardel	P.O. #:
Irvine CA 92618		Report Attention: Kyle Vardel / Golan Kor	Phone #: 949-362-9057

Sample Description	Date Sampled	Time Sampled	# of bottles	Required Tests	Sample Type	Matrix	Bottle Type	Preserve	Field Data (pH / Temperature) pH: Field Lab
EFF	4/14/21	1205	1	TSS	Grab	AQ	1-Liter-Plastic	4°C	8.4 | 16.2 °C
	"	"	1	Ammonia, TKN	Grab	AQ	500ml Plastic	4°C	
	"	"	1	Nitrate, Nitrite	Grab	AQ	250ml Plastic	4°C	
	4/13/21	2359	1	BOD	Comp	AQ	1-Liter-Plastic	4°C	

RECEIVED
APR 14 2021
By

Geotracker EDD:
Logcode: IPCI
Global ID: WDR100000359

Signature	Print Name (Company)	Date	Time
Relinquished by	Kyle Vardel (IPC)	4/14/21	1210
Received by	Cindy Mariner	4-14-21	1255
Relinquished by	Cindy MARINER	4-14-21	14:20
Received by			
Relinquished by			
Received in lab by	APR 14 2021		14:20

Sample Received Checklist

Temperature upon receipt: 4°C

# of bottles agrees with COC?	Yes No
Samples intact?	Yes No
Samples properly preserved?	Yes No
Samples in holding time?	Yes No

Compliance Monitor

Initial Flow _____

Final Flow _____

Sample Type
Grab
Comp

Matrix
AQ - Water
SO - Soil / Sludge
OT - Other

Bottle Type
P - Plastic
G - Amber Glass
VOA - 40 ml Vial
Coli - bacteria

Preservations
HC - HCl
HS - H_2SO_4
HN - HNO_3
HP - H_3PO_4
OH - NaOH
ST - Sodium Thiosulfate
AA - Ascorbic Acid
AI - $AlCl_3$
Cu - $CuSO_4$

Note: Samples are discarded 30 days after results are reported, unless other arrangements are made.

PAT-CHEM LABORATORIES
QUALITY ANALYTICAL SERVICES SINCE 1987
1824 1st Street
San Fernando, CA 91340
(818) 639-5300 ph
(818) 639-5306 fx
pat-chem.com

Customer: **Integrated Performance Consultants, Inc.**
9297 Research Drive
Irvine CA, 92618

Attention: Ric Vardel
Report Date: 28-Apr-21 15:02
Subject: (MCC) Daily EFF

Project/P.O.#: (MCC) Daily EFF

Parameter	Method	QC Batch	RL	Prepared	Analyzed	Result	Notes
EFF (Sample I.D.# : 21D0362-01) Collected: 15-Apr-21 By GK of IPC							
Microbiological							
Fecal Coliforms	SM 9221E	AD11531	1.8	15-Apr-21	17-Apr-21	**<1.8 MPN/100 ml**	
Total Coliforms	SM 9221B	AD11531	1.8	15-Apr-21	17-Apr-21	**<1.8 MPN/100 ml**	
Inorganic Constituents							
pH	SM 4500H-B	AD11616	0.1	15-Apr-21	15-Apr-21	**7.6 pH Units**	
Residual Chlorine	SM 4500Cl-G	AD11537	0.05	15-Apr-21	15-Apr-21	**0.06 mg/l**	

Notes and Definitions

RL Reporting Limit - The lowest amount of a constituent that can be reliably quantified and reported.

Respectfully Submitted,



Steve Jefferson 4/28/2021
Laboratory Director

Pat-Chem Laboratories
1824 1st Street
San Fernando, CA 91340

CHAIN OF CUSTODY RECORD

Phone (818) 639-5300
Fax (818) 639-5306

Environmental Sample

Sample I.D.#: 21D0362

Customer: IPC - Integrated Performance Consultants, Inc.		**Project :** (MCC) Daily EFF	
Address: 9297 Research Drive		**Sampled by:** Golan Kfir	**P.O. #:**
Irvine CA - 92618		**Report Attention:** Ric Vardel / Golan Kfir	**Phone #:** 949-382-9067

Sample Description	Date Sampled	Time Sampled	# of bottles	Required Tests	Sample Type	Matrix	Bottle Type	Preserve	Field Data (pH / Temperature) pH: ~~Field~~ Lab
EFF	4/15/21	11:20	1	pH, T Res.Chlorine	Grab	AQ	500ml Plastic	4°C	7.6 / 4.1 °C
	"	"	1	Total Coliform, Fecal Coliform	Grab	AQ	Coli Bottle	4°C, ST	

RECEIVED
APR 15 2021
By

~~Geotracker EDD:~~
Logcode: IPCI
Global ID: WDR100000359

Signature	Print Name (Company)	Date	Time
Relinquished by GK	Golan IPC	4/15/21	12:30
Received by	Cindy Mynner	4-15-21	12:30
Relinquished by	Cindy Mynner	4-15-21	13:35
Received by			
Relinquished by			
Received by	APR 15 2021		13:35

Sample Received Checklist

Temperature upon receipt: 4 °C
# of bottles agrees with COC? (Yes) No
Samples intact? (Yes) No
Samples properly preserved? (Yes) No
Samples in holding time? (Yes) No

Compliance Monitor

Initial Flow _____
Final Flow _____

Sample Type
(G) Grab
Comp

Matrix
(AQ) - Water
SO -Soil / Sludge
OT - Other

Bottle Type
(P) - Plastic
G - Amber Glass
VOA - 40 ml Vial
(Coli) - bacteria

Preservations
HC - HCl
HS - H_2SO_4
HN - HNO_3
HP - H_3PO_4
OH - NaOH
(ST) - Sodium Thiosulfate
AA - Ascorbic Acid
Al - $AlCl_3$
Cu -$CuSO_4$

Note: Samples are discarded 30 days after results are reported, unless other arrangements are made.

PAT-CHEM
LABORATORIES

QUALITY ANALYTICAL SERVICES SINCE 1987

1824 1st Street
San Fernando, CA 91340
(818) 639-5300 ph
(818) 639-5306 fx
pat-chem.com

Customer: **Integrated Performance Consultants, Inc.**
9297 Research Drive
Irvine CA, 92618

Attention: Ric Vardel
Report Date: 28-Apr-21 15:05
Subject: (MCC) Daily EFF

Project/P.O.#: (MCC) Daily EFF

Parameter	Method	QC Batch	RL	Prepared	Analyzed	Result	Notes
EFF (Sample I.D.# : 21D0388-01) Collected: 16-Apr-21 By Kyle Vardel							
Microbiological							
Fecal Coliforms	SM 9221E	AD11614	1.8	16-Apr-21	18-Apr-21	**<1.8 MPN/100 ml**	
Total Coliforms	SM 9221B	AD11614	1.8	16-Apr-21	18-Apr-21	**<1.8 MPN/100 ml**	
Inorganic Constituents							
pH	SM 4500H-B	AD11616	0.1	16-Apr-21	16-Apr-21	**6.8 pH Units**	
Residual Chlorine	SM 4500Cl-G	AD11615	0.05	16-Apr-21	16-Apr-21	**<0.05 mg/l**	

Notes and Definitions

RL Reporting Limit - The lowest amount of a constituent that can be reliably quantified and reported.

Respectfully Submitted,



Steve Jefferson 4/28/2021
Laboratory Director

Pat-Chem Laboratories
1824 1st Street
San Fernando, CA 91340

CHAIN OF CUSTODY RECORD

Phone (818) 639-5300
Fax (818) 639-5306

Environmental Sample

Sample I.D.#: 21D0388

Customer:	IPC - Integrated Performance Consultants, Inc.	Project:	(MCC) Daily EFF
Address:	9297 Research Drive	Sampled by:	Kyle Vardel
	Irvine CA 92618	Report Attention:	Ric Vardel / Golan Kfir
		P.O. #:	
		Phone #:	949-382-9067

Sample Description	Date Sampled	Time Sampled	# of bottles	Required Tests	Sample Type	Matrix	Bottle Type	Preserve	Field Data (pH / Temperature) pH: Field Lab
EFF	4/16/21	1210	1	pH, T.Res.Chlorine	Grab	AQ	500ml Plastic	4°C	6.85 / 18.1C
			1	Total Coliform, Fecal Coliform	Grab	AQ	Coli Bottle	4°C, ST	

RECEIVED
APR 16 2021
By

Geotracker EDD:
Logcode: IPCI
Global ID: WDR100000359

	Signature	Print Name (Company)	Date	Time
Relinquished by		Kyle Vardel (IPC)	4/16/21	1245
Received by		Richard Martinez (PCL)	4/16/21	13:30
Relinquished by		Richard Martinez	4/16/21	14:45
Received by				
Relinquished by				
Received in Lab by		APR 16 2021		14:45

Sample Received Checklist

Temperature upon receipt: 4°C

# of bottles agrees with COC?	Yes No
Samples intact?	Yes No
Samples properly preserved?	Yes No
Samples in holding time?	Yes No

Compliance Monitor

Initial Flow _____

Final Flow _____

Sample Type
(Grab)
Comp

Matrix
(AQ) - Water
SO -Soil / Sludge
OT - Other

Bottle Type
(P) - Plastic
G - Amber Glass
VOA - 40 ml Vial
Coli - bacteria

Preservations
HC - HCl
HS - H_2SO_4
HN - HNO_3
HP - H_3PO_4
OH - NaOH
(ST) - Sodium Thiosulfate
AA - Ascorbic Acid
Al - $AlCl_3$
Cu - $CuSO_4$

Note: Samples are discarded 30 days after results are reported, unless other arrangements are made.

Rev 2 Effective 5/1/17

PAT-CHEM
LABORATORIES

QUALITY ANALYTICAL SERVICES SINCE 1987

1824 1st Street
San Fernando, CA 91340
(818) 639-5300 ph
(818) 639-5306 fx
pat-chem.com

Customer: **Integrated Performance Consultants, Inc.**
9297 Research Drive
Irvine CA, 92618

Attention: Ric Vardel
Report Date: 28-Apr-21 15:08
Subject: (MCC) Daily EFF

Project/P.O.#: (MCC) Daily EFF

Parameter	Method	QC Batch	RL	Prepared	Analyzed	Result	Notes
EFF (Sample I.D.# : 21D0404-01) Collected: 17-Apr-21 By Kyle Vardel							
Microbiological							
Fecal Coliforms	SM 9221E	AD11704	1.8	17-Apr-21	19-Apr-21	**<1.8 MPN/100 ml**	
Total Coliforms	SM 9221B	AD11704	1.8	17-Apr-21	19-Apr-21	**<1.8 MPN/100 ml**	
Inorganic Constituents							
pH	SM 4500H-B	AD11710	0.1	17-Apr-21	18-Apr-21	**7.5 pH Units**	
Residual Chlorine	SM 4500Cl-G	AD11709	0.05	17-Apr-21	17-Apr-21	**<0.05 mg/l**	

Notes and Definitions

RL Reporting Limit - The lowest amount of a constituent that can be reliably quantified and reported.

Respectfully Submitted,

Steve Jefferson 4/28/2021
Laboratory Director

Pat-Chem Laboratories
1824 1st Street
San Fernando, CA 91340

CHAIN OF CUSTODY RECORD

Phone (818) 639-5300
Fax (818) 639-5306

Environmental Sample

Sample I.D.#: 21D0404

Customer:	IPC - Integrated Performance Consultants, Inc.	**Project :**	(MCC) Daily EFF
Address:	9297 Research Drive	**Sampled by:**	Jesus Avalos
	Irvine CA - 92618	**Report Attention:**	Ric Vardel / Golan Kfir
		P.O. #:	
		Phone #:	949-382-9067

Sample Description	Date Sampled	Time Sampled	# of bottles	Required Tests	Sample Type	Matrix	Bottle Type	Preserve	Field Data (pH / Temperature) pH: Field Lab
EFF	4/17/24	9:55	1	pH, T.Res.Chlorine	Grab	AQ	500ml Plastic	4°C	
"	"	"	1	Total Coliform, Fecal Coliform	Grab	AQ	Coli Bottle	4°C, ST	
~~Geotracker EDD:~~ Logcode: IPCI Global ID: WDR100000359									

Signature	Print Name (Company)	Date	Time
Relinquished by: Jesus Avalos	Jesus Avalos (IPC)	4/17/24	10:00
Received by:	Richard Martinez (PCL)	4/17/24	12:05
Relinquished by:	Richard Martinez	4/17/24	13:30
Received by:			
Relinquished by:			
Received in lab by:	RM PCL	4/17/24	1340

Note: Samples are discarded 30 days after results are reported, unless other arrangements are made.

Sample Received Checklist

Temperature upon receipt: _____

# of bottles agrees with COC? Yes No

Samples intact? Yes No

Samples properly preserved? Yes No

Samples in holding time? Yes No

Compliance Monitor

Initial Flow _____

Final Flow _____

Sample Type	Preservations
Grab Comp	HC - HCl HS - H_2SO_4 HN - HNO_3 HP - H_3PO_4 OH - NaOH ST - Sodium Thiosulfate ~~AA~~ - Ascorbic Acid Al - $AlCl_3$ Cu - $CuSO_4$
Matrix AQ - Water SO - Soil / Sludge OT - Other	
Bottle Type P - Plastic G - Amber Glass VOA - 40 ml Vial Coli - bacteria	

PAT-CHEM
LABORATORIES

QUALITY ANALYTICAL SERVICES SINCE 1987

1824 1st Street
San Fernando, CA 91340
(818) 639-5300 ph
(818) 639-5306 fx
pat-chem.com

Customer: **Integrated Performance Consultants, Inc.**
9297 Research Drive
Irvine CA, 92618

Attention: Ric Vardel
Report Date: 28-Apr-21 15:11
Subject: (MCC) Daily EFF

Project/P.O.#: (MCC) Daily EFF

Parameter	Method	QC Batch	RL	Prepared	Analyzed	Result	Notes
EFF (Sample I.D.# : 21D0408-01) Collected: 18-Apr-21 By EM of IPC							
Microbiological							
Fecal Coliforms	SM 9221E	AD11929	1.8	18-Apr-21	22-Apr-21	**<1.8 MPN/100 ml**	
Total Coliforms	SM 9221B	AD11929	1.8	18-Apr-21	22-Apr-21	**<1.8 MPN/100 ml**	
Inorganic Constituents							
pH	SM 4500H-B	AD12406	0.1	18-Apr-21	18-Apr-21	**7.6 pH Units**	
Residual Chlorine	SM 4500Cl-G	AD11936	0.05	19-Apr-21	19-Apr-21	**<0.05 mg/l**	

Notes and Definitions

RL Reporting Limit - The lowest amount of a constituent that can be reliably quantified and reported.

Respectfully Submitted,

Steve Jefferson 4/28/2021
Laboratory Director

Pat-Chem Laboratories
1824 1st Street
San Fernando, CA 91340

CHAIN OF CUSTODY RECORD

Phone (818) 639-5300
Fax (818) 639-5306

Environmental Sample

Sample I.D.#: 210408

Customer:	IPC - Integrated Performance Consultants, Inc.	Project:	(MCC) Daily EFF
Address:	9297 Research Drive	Sampled by:	Eric MORRIS
	Irvine - CA 92618	Report Attention:	Ric Vardel / Golan Kfir
		P.O. #:	
		Phone #:	949-382-9067

Sample Description	Date Sampled	Time Sampled	# of bottles	Required Tests	Sample Type	Matrix	Bottle Type	Preserve	Field Data (pH / Temperature) pH: Field Lab
EFF	4/18/21	940	1	pH, T.Res.Chlorine	Grab	AQ	500ml Plastic	4°C	
	11	11	1	Total Coliform, Fecal Coliform	Grab	AQ	Coli Bottle	4°C, ST	

~~Geotracker EDD:~~
Logcode: IPCI
Global ID: WDR100000359

Signature	Print Name (Company)	Date	Time
Relinquished by	Eric Morris / IPC	4/18/21	9:52
Received by	Juan V. (PCL)	4/18/21	13:11
Relinquished by	Juan V. (PCL)	4/18/21	14:30
Received by			
Relinquished by			
Received in lab by Jordan C		4/15/21	14:30

Sample Received Checklist

Temperature upon receipt: _____

# of bottles agrees with COC?	Yes	No
Samples intact?	Yes	No
Samples properly preserved?	Yes	No
Samples in holding time?	Yes	No

Compliance Monitor

Initial Flow _____

Final Flow _____

Sample Type	Matrix	Bottle Type	Preservations
Grab	**AQ** - Water	**P** - Plastic	**HC** - HCl
Comp	**SO** -Soil / Sludge	**G** - Amber Glass	**HS** - H_2SO_4
	OT - Other	**VOA** - 40 ml Vial	**HN** - HNO_3
		Coli - bacteria	**HP** - H_3PO_4
			OH - NaOH
			ST - Sodium Thiosulfate
			AA - Ascorbic Acid
			Al - $AlCl_3$
			Cu - $CuSO_4$

Note: Samples are discarded 30 days after results are reported, unless other arrangements are made.

Rev 2 Effective 5/1/17

PAT-CHEM
LABORATORIES

QUALITY ANALYTICAL SERVICES SINCE 1987

1824 1st Street
San Fernando, CA 91340
(818) 639-5300 ph
(818) 639-5306 fx
pat-chem.com

Customer: **Integrated Performance Consultants, Inc.**
9297 Research Drive
Irvine CA, 92618

Attention: Ric Vardel
Report Date: 28-Apr-21 15:13
Subject: (MCC) Daily EFF

Project/P.O.#: (MCC) Daily EFF

Parameter	Method	QC Batch	RL	Prepared	Analyzed	Result	Notes
EFF (Sample I.D.# : 21D0429-01) Collected: 19-Apr-21 By Mario Aguirre of IPC							
Microbiological							
Fecal Coliforms	SM 9221E	AD11929	1.8	19-Apr-21	23-Apr-21	**<1.8 MPN/100 ml**	
Total Coliforms	SM 9221B	AD11929	1.8	19-Apr-21	23-Apr-21	**<1.8 MPN/100 ml**	
Inorganic Constituents							
pH	SM 4500H-B	AD12406	0.1	19-Apr-21	19-Apr-21	**7.3 pH Units**	
Residual Chlorine	SM 4500Cl-G	AD12041	0.05	20-Apr-21	20-Apr-21	**0.06 mg/l**	

Notes and Definitions

RL Reporting Limit - The lowest amount of a constituent that can be reliably quantified and reported.

Respectfully Submitted,



Steve Jefferson 4/28/2021
Laboratory Director

Pat-Chem Laboratories
1824 1st Street
San Fernando, CA 91340

CHAIN OF CUSTODY RECORD

Phone (818) 639-5300
Fax (818) 639-5306

Environmental Sample

Sample I.D.#: 21D0429

Customer:	IPC - Integrated Performance Consultants, Inc.	Project :	(MCC) Daily EFF
Address:	9297 Research Drive	Sampled by:	Mario Aguirre
	Irvine CA 92618	Report Attention:	Ric Vardel / Golan Kfir
		P.O. #:	
		Phone #:	949-382-9067

Sample Description	Date Sampled	Time Sampled	# of bottles	Required Tests	Sample Type	Matrix	Bottle Type	Preserve	Field Data (pH / Temperature) pH: Field / Lab
EFF	4/19/21	11:35	1	pH, T.Res Chlorine	Grab	AQ	500ml Plastic	4°C	7.8 / 24.7 °C
"	"	"	1	Total Coliform, Fecal Coliform	Grab	AQ	Coli Bottle	4°C, ST	

RECEIVED
APR 19 2021
By

Geotracker EDD:
Logcode: IPCI
Global ID: WDR100000359

	Signature	Print Name (Company)	Date	Time
Relinquished by		Mario Aguirre (IPC)	4/19/21	11:38
Received by		Cindy Mumma	4/19/21	11:38
Relinquished by		Cindy Mumma	4/19/21	13:35
Received by				
Relinquished by				
Received in lab by		APR 19 2021		13:35

Sample Received Checklist

Temperature upon receipt:	4° C	
# of bottles agrees with COC?	Yes	No
Samples intact?	Yes	No
Samples properly preserved?	Yes	No
Samples in holding time?	Yes	No

Compliance Monitor

Initial Flow _____

Final Flow _____

Sample Type
Grab
Comp

Matrix
AQ - Water
SO -Soil / Sludge
OT - Other

Bottle Type
P - Plastic
G - Amber Glass
VOA - 40 ml Vial
Coli - bacteria

Preservations
HC - HCl
HS - H_2SO_4
HN - HNO_3
HP - H_3PO_4
OH - NaOH
ST - Sodium Thiosulfate
AA - Ascorbic Acid
AI - $AlCl_3$
Cu -$CuSO_4$

Note: Samples are discarded 30 days after results are reported, unless other arrangements are made.

PAT-CHEM
LABORATORIES

QUALITY ANALYTICAL SERVICES SINCE 1987

1824 1st Street
San Fernando, CA 91340
(818) 639-5300 ph
(818) 639-5306 fx
pat-chem.com

Customer: **Integrated Performance Consultants, Inc.**
9297 Research Drive
Irvine CA, 92618

Attention: Ric Vardel
Report Date: 28-Apr-21 15:16
Subject: (MCC) Daily EFF

Project/P.O.#: (MCC) Daily EFF

Parameter	Method	QC Batch	RL	Prepared	Analyzed	Result	Notes
EFF (Sample I.D.# : 21D0453-01) Collected: 20-Apr-21 By GK of IPC							
Microbiological							
Fecal Coliforms	SM 9221E	AD12034	1.8	20-Apr-21	23-Apr-21	**<1.8 MPN/100 ml**	
Total Coliforms	SM 9221B	AD12034	1.8	20-Apr-21	23-Apr-21	**<1.8 MPN/100 ml**	
Inorganic Constituents							
pH	SM 4500H-B	AD12406	0.1	20-Apr-21	20-Apr-21	**7.7 pH Units**	
Residual Chlorine	SM 4500Cl-G	AD12041	0.05	20-Apr-21	20-Apr-21	**0.08 mg/l**	

Notes and Definitions

RL Reporting Limit - The lowest amount of a constituent that can be reliably quantified and reported.

Respectfully Submitted,



Steve Jefferson 4/28/2021
Laboratory Director

Pat-Chem Laboratories
1824 1st Street
San Fernando, CA 91340

CHAIN OF CUSTODY RECORD

Phone (818) 639-5300
Fax (818) 639-5306

Environmental Sample

Sample I.D.#: 2100453

Customer:	IPC - Integrated Performance Consultants, Inc.	Project :	(MCC) Daily EFF
Address:	9297 Research Drive	Sampled by:	Golan Kfir
	Irvine - CA 92618	Report Attention:	Ric Vardel / Golan Kfir
		P.O. #:	
		Phone #:	949-382-9067

Sample Description	Date Sampled	Time Sampled	# of bottles	Required Tests	Sample Type	Matrix	Bottle Type	Preserve	Field Data (pH / Temperature) pH: Field Lab
EFF	4/20/21	11:55	1	pH, T.Res.Chlorine	Grab	AQ	500ml Plastic	4°C	
	"	"	1	Total Coliform, Fecal Coliform	Grab	AQ	Coli Bottle	4°C, ST	

RECEIVED
APR 20 2021
By

Geotracker EDD:
Logcode: IPCI
Global ID: WDR100000359

Signature	Print Name (Company)	Date	Time
Relinquished by: GK	Golan IPC	4/20/21	12:32
Received by:	Richard Martinez PCL	4/20/21	12:32
Relinquished by:	Richard Martinez	4/20/21	15:00
Received by:			
Relinquished by:			
Received by lab by:	APR 20 2021		15:00

Sample Received Checklist

Temperature upon receipt: 4 °C

# of bottles agrees with COC?	Yes	No
Samples intact?	Yes	No
Samples properly preserved?	Yes	No
Samples in holding time?	Yes	No

Compliance Monitor

Initial Flow _____

Final Flow _____

Sample Type
Grab
Comp

Matrix
AQ - Water
SO -Soil / Sludge
OT - Other

Bottle Type
P - Plastic
G - Amber Glass
VOA - 40 ml Vial
Coli - bacteria

Preservations
HC - HCl
HS - H_2SO_4
HN - HNO_3
HP - H_3PO_4
OH - NaOH
ST - Sodium Thiosulfate
AA - Ascorbic Acid
AI - $AlCl_3$
Cu - $CuSO_4$

Note: Samples are discarded 30 days after results are reported, unless other arrangements are made.

PAT-CHEM LABORATORIES
QUALITY ANALYTICAL SERVICES SINCE 1987
1824 1st Street
San Fernando, CA 91340
(818) 639-5300 ph
(818) 639-5306 fx
pat-chem.com

Customer: **Integrated Performance Consultants, Inc.**
9297 Research Drive
Irvine CA, 92618

Attention: Ric Vardel
Report Date: 28-Apr-21 15:44
Subject: (MCC) Weekly INF

Project/P.O.#: (MCC) Weekly INF

Parameter	Method	QC Batch	RL	Prepared	Analyzed	Result	Notes
INF (Sample I.D.# : 21D0497-01) Collected: 20-Apr-21 By KV							
Physical Properties							
Total Suspended Solids	SM2540D	AD12307	1	23-Apr-21	23-Apr-21	**263 mg/l**	
Aggregate Organic Constituents							
Biochemical Oxygen Demand	SM 5210B	AD12234	2	22-Apr-21	27-Apr-21	**531 mg/l**	

Notes and Definitions

RL Reporting Limit - The lowest amount of a constituent that can be reliably quantified and reported.

Respectfully Submitted,



Steve Jefferson 4/28/2021
Laboratory Director

Pat-Chem Laboratories
1824 1st Street
San Fernando, CA 91340

CHAIN OF CUSTODY RECORD

Phone (818) 639-5300
Fax (818) 639-5306

Environmental Sample

Sample I.D.#: 21D0497

Customer:	iPC - Integrated Performance Consultants, Inc.	Project:	(MCC) Weekly INF
Address:	9297 Research Drive	Sampled by:	Mario Aguirre
	Irvine CA 92618	Report Attention:	Ric Varde / Golan Kfir
		P.O. #:	
		Phone #:	949-382-9067

Sample Description	Date Sampled	Time Sampled	# of bottles	Required Tests	Sample Type	Matrix	Bottle Type	Preserve	Field Data (pH / Temperature) pH: Field Lab
INF	4/20/21	0:00	1	TSS	Comp	AQ	1-Liter Plastic	4°C	
11	11	0:00	1	BOD	Comp	AQ	1-Liter Plastic	4°C	

RECEIVED
APR 21 2021
By

Geotracker EDD:
Logcode: IPCI
Global ID: WDR100000359

	Signature	Print Name (Company)	Date	Time
Relinquished by		Mario Aguirre (IPC)	4/21/21	12:02
Received by		Richard Martinez PCL	4/21/21	13:00
Relinquished by		Richard Martinez	4/21/21	14:30
Received by				
Relinquished by				
Received in lab by		APR 21 2021		14:30

Sample Received Checklist

Temperature upon receipt: 4°C

# of bottles agrees with COC?	Yes	No
Samples intact?	Yes	No
Samples properly preserved?	Yes	No
Samples in holding time?	Yes	No

Compliance Monitor

Initial Flow _____

Final Flow _____

Sample Type	Matrix	Bottle Type
Grab	AQ - Water	P - Plastic
Comp	SO - Soil / Sludge	G - Amber Glass
	OT - Other	VOA - 40 ml Vial
		Coli - bacteria

Preservations
HC - HCl
HS - H_2SO_4
HN - HNO_3
HP - H_3PO_4
OH - NaOH
ST - Sodium Thiosulfate
AA - Ascorbic Acid
AI - $AlCl_3$
Cu - $CuSO_4$

Note: Samples are discarded 30 days after results are reported, unless other arrangements are made.

Rev 2 Effective 5/1/17

PAT-CHEM
LABORATORIES

QUALITY ANALYTICAL SERVICES SINCE 1987

1824 1st Street
San Fernando, CA 91340
(818) 639-5300 ph
(818) 639-5306 fx
pat-chem.com

Customer: **Integrated Performance Consultants, Inc.**
9297 Research Drive
Irvine CA, 92618

Attention: Ric Vardel
Report Date: 28-Apr-21 15:18
Subject: (MCC) Daily EFF

Project/P.O.#: (MCC) Daily EFF

Parameter	Method	QC Batch	RL	Prepared	Analyzed	Result	Notes
EFF (Sample I.D.# : 21D0484-01) Collected: 21-Apr-21 By Mario Aguirre of IPC							
Microbiological							
Fecal Coliforms	SM 9221E	AD12143	1.8	21-Apr-21	23-Apr-21	**<1.8 MPN/100 ml**	
Total Coliforms	SM 9221B	AD12143	1.8	21-Apr-21	23-Apr-21	**<1.8 MPN/100 ml**	
Inorganic Constituents							
pH	SM 4500H-B	AD12406	0.1	21-Apr-21	24-Apr-21	**7.6 pH Units**	
Residual Chlorine	SM 4500Cl-G	AD12147	0.05	21-Apr-21	21-Apr-21	**0.24 mg/l**	

Notes and Definitions

RL Reporting Limit - The lowest amount of a constituent that can be reliably quantified and reported.

Respectfully Submitted,

Steve Jefferson 4/28/2021
Laboratory Director

Pat-Chem Laboratories
1824 1st Street
San Fernando, CA 91340

CHAIN OF CUSTODY RECORD

Phone (818) 639-5300
Fax (818) 639-5306

Environmental Sample

Sample I.D.#: 21DC484

Customer:	IPC - Integrated Performance Consultants, Inc.	**Project:**	(MCC) Daily EFF
Address:	9297 Research Drive	**Sampled by:**	Mario Aguirre
	Irvine - CA 92618	**Report Attention:**	Ric Vardel / Golan Kfir
		P.O. #:	
		Phone #:	949-382-9067

Sample Description	Date Sampled	Time Sampled	# of bottles	Required Tests	Sample Type	Matrix	Bottle Type	Preserve	Field Data (pH / Temperature) pH: Field Lab
EFF	4/21/21	11:07	1	pH, T.Res.Chlorine	Grab	AQ	500ml Plastic	4°C	
"	"	"	1	Total Coliform, Fecal Coliform	Grab	AQ	Coli Bottle	4°C, ST	

RECEIVED
APR 21 2021
By

~~Geotracker EDD:~~
Logcode: IPCI
Global ID: WDR100000359

Signature	Print Name (Company)	Date	Time
Relinquished by	Mario Aguirre (IPC)	4/21/21	12:02
Received by	Richard Martinez PCL	4/21/21	13:00
Relinquished by	Richard Martinez	4/21/21	14:30
Received by			
Relinquished by			
Received in lab by	APR 21 2021		14:30

Sample Received Checklist

Temperature upon receipt: 4 °C

# of bottles agrees with COC?	Yes	No
Samples intact?	Yes	No
Samples properly preserved?	Yes	No
Samples in holding time?	Yes	No

Compliance Monitor

Initial Flow _____

Final Flow _____

Sample Type	Preservations
Grab	HC - HCl
Comp	HS - H_2SO_4
Matrix	HN - HNO_3
AQ - Water	HP - H_3PO_4
SO - Soil / Sludge	OH - NaOH
OT - Other	ST - Sodium Thiosulfate
Bottle Type	AA - Ascorbic Acid
P - Plastic	AI - $AlCl_3$
G - Amber Glass	Cu - $CuSO_4$
VOA - 40 ml Vial	
Coli - bacteria	

Note: Samples are discarded 30 days after results are reported, unless other arrangements are made.

PAT-CHEM
LABORATORIES

QUALITY ANALYTICAL SERVICES SINCE 1987

1824 1st Street
San Fernando, CA 91340
(818) 639-5300 ph
(818) 639-5306 fx
pat-chem.com

Customer: **Integrated Performance Consultants, Inc.**
9297 Research Drive
Irvine CA, 92618

Attention: Ric Vardel
Report Date: 28-Apr-21 15:38
Subject: (MCC) Weekly EFF

Project/P.O.#: (MCC) Weekly EFF

Parameter	Method	QC Batch	RL	Prepared	Analyzed	Result	Notes
EFF (Sample I.D.# : 21D0496-01) Collected: 21-Apr-21 By Mario Aguirre of IPC							
Physical Properties							
Total Suspended Solids	SM2540D	AD12307	1	23-Apr-21	23-Apr-21	**<1 mg/l**	
Inorganic Constituents							
Ammonia as N	EPA 350.1	AD12236	0.10	22-Apr-21	22-Apr-21	**0.11 mg/l**	
Nitrate as N	EPA 353.2	AD12235	0.05	22-Apr-21	22-Apr-21	**<0.05 mg/l**	
Nitrite as N	EPA 353.2	AD12235	0.05	22-Apr-21	22-Apr-21	**<0.05 mg/l**	
Total Kjeldahl Nitrogen	EPA 351.2	AD12304	0.10	23-Apr-21	23-Apr-21	**0.69 mg/l**	
EFF (Sample I.D.# : 21D0496-02) Collected: 20-Apr-21 By Mario Aguirre of IPC							
Aggregate Organic Constituents							
Biochemical Oxygen Demand	SM 5210B	AD12234	2	22-Apr-21	27-Apr-21	**3 mg/l**	

Notes and Definitions

RL Reporting Limit - The lowest amount of a constituent that can be reliably quantified and reported.

Respectfully Submitted,



Steve Jefferson 4/28/2021
Laboratory Director

Pat-Chem Laboratories
1824 1st Street
San Fernando, CA 91340

CHAIN OF CUSTODY RECORD

Phone (818) 639-5300
Fax (818) 639-5306

Environmental Sample

Sample I.D.#: 21D0496

Customer: IPC - Integrated Performance Consultants, Inc		Project: (MCC) EFF - Weekly	
Address: 9297 Research Drive	Sampled by: Mario Aguirre		P.O. #:
Irvine CA 92618	Report Attention: Ric Vanier / Jesse Kirr		Phone #: 949-682-[illegible]

Sample Description	Date Sampled	Time Sampled	# of bottles	Required Tests	Sample Type	Matrix	Bottle Type	Preserve	Field Data (pH / Temperature) pH: Field Lab
EFF	4/21/21	11:07	1	TSS	Grab	AQ	1-Liter-Plastic	4°C	
"	"	"	1	Ammonia, TKN	Grab	AQ	500ml Plastic	4°C	
"	"	"	1	Nitrate, Nitrite	Grab	AQ	250ml Plastic	4°C	
EFF	4/20/21	0:00	1	BOD	Comp	AQ	1-Liter-Plastic	4°C	

RECEIVED
APR 21 2021
By [signature]

Geotracker EDD:
Logcode: IPCI
Global ID: WDR100000359

Signature	Print Name (Company)	Date	Time
Relinquished by [signature]	Mario Aguirre (IPC)	4/21/21	12:02
Received by [signature]	Richard Martinez PCL	4/21/21	13:00
Relinquished by [signature]	Richard Martinez	4/21/21	14:30
Received by			
Relinquished by			
Received in lab by [signature]		APR 21 2021	14:30

Sample Received Checklist

Temperature upon receipt: 4°C
# of bottles agrees with COC? Yes No
Samples intact? Yes No
Samples properly preserved? Yes No
Samples in holding time? Yes No

Compliance Monitor

Initial Flow _____
Final Flow _____

Sample Type
Grab
Comp

Matrix
AQ - Water
SO - Soil / Sludge
OT - Other

Bottle Type
P - Plastic
G - Amber Glass
VOA - 40 ml Vial
Coli - bacteria

Preservations
HC - HCl
HS - H_2SO_4
HN - HNO_3
HP - H_3PO_4
OH - NaOH
ST - Sodium Thiosulfate
AA - Ascorbic Acid
Al - $AlCl_3$
Cu - $CuSO_4$

Note: Samples are discarded 30 days after results are reported, unless other arrangements are made.

Rev 2 Effective 5/1/17

PAT-CHEM LABORATORIES
QUALITY ANALYTICAL SERVICES SINCE 1987
1824 1st Street
San Fernando, CA 91340
(818) 639-5300 ph
(818) 639-5306 fx
pat-chem.com

Customer: **Integrated Performance Consultants, Inc.**
9297 Research Drive
Irvine CA, 92618

Attention: Ric Vardel
Report Date: 28-Apr-21 15:22
Subject: (MCC) Daily EFF

Project/P.O.#: (MCC) Daily EFF

Parameter	Method	QC Batch	RL	Prepared	Analyzed	Result	Notes
EFF (Sample I.D.# : 21D0520-01) Collected: 22-Apr-21 By Golan Kfir of IPC							
Microbiological							
Fecal Coliforms	SM 9221E	AD12240	1.8	22-Apr-21	24-Apr-21	**<1.8 MPN/100 ml**	
Total Coliforms	SM 9221B	AD12240	1.8	22-Apr-21	24-Apr-21	**<1.8 MPN/100 ml**	
Inorganic Constituents							
pH	SM 4500H-B	AD12406	0.1	22-Apr-21	22-Apr-21	**7.4 pH Units**	
Residual Chlorine	SM 4500Cl-G	AD12405	0.05	23-Apr-21	23-Apr-21	**0.08 mg/l**	

Notes and Definitions

RL Reporting Limit - The lowest amount of a constituent that can be reliably quantified and reported.

Respectfully Submitted,

Steve Jefferson 4/28/2021
Laboratory Director

Pat-Chem Laboratories
1824 1st Street
San Fernando, CA 91340

CHAIN OF CUSTODY RECORD

Phone (818) 639-5300
Fax (818) 639-5306

Environmental Sample

Sample I.D.#: 21D0520

Customer:	IPC - Integrated Performance Consultants, Inc.	Project:	(MCC) Daily EFF
Address:	9297 Research Drive	Sampled by:	Golan Kfir
	Irvine - CA 92618	Report Attention:	Ric Vardel / Golan Kfir
		P.O. #:	
		Phone #:	949-382-9067

Sample Description	Date Sampled	Time Sampled	# of bottles	Required Tests	Sample Type	Matrix	Bottle Type	Preserve	Field Data (pH / Temperature) pH: Field Lab
EFF	4/22/21	12:10	1	pH, T.Res.Chlorine	Grab	AQ	500ml Plastic	4°C	
	"	"	1	Total Coliform, Fecal Coliform	Grab	AQ	Coli Bottle	4°C, ST	

RECEIVED
APR 22 2021
By

Geotracker EDD:
Logcode: IPCI
Global ID: WDR100000359

Signature	Print Name (Company)	Date	Time
Relinquished by GK	Golan IPC	4/22/21	14 00
Received by	Richard Martinez PCL	4/22/21	1400
Relinquished by	Richard Martinez	4/22/21	1540
Received by			
Relinquished by			
Received (lab) by	APR 22 2021		15:40

Sample Received Checklist

Temperature upon receipt: 4°C

# of bottles agrees with COC?	(Yes)	No
Samples intact?	(Yes)	No
Samples properly preserved?	(Yes)	No
Samples in holding time?	(Yes)	No

Compliance Monitor

Initial Flow _____

Final Flow _____

Sample Type
(Grab)
Comp

Matrix
(AQ) - Water
SO -Soil / Sludge
OT - Other

Bottle Type
(P) - Plastic
G - Amber Glass
VOA - 40 ml Vial
(Coli) - bacteria

Preservations
HC - HCl
HS - H_2SO_4
HN - HNO_3
HP - H_3PO_4
OH - NaOH
(ST) - Sodium Thiosulfate
AA - Ascorbic Acid
Al - $AlCl_3$
Cu - $CuSO_4$

Note: Samples are discarded 30 days after results are reported, unless other arrangements are made.

Rev 2 Effective 5/1/17

PAT-CHEM
LABORATORIES
QUALITY ANALYTICAL SERVICES SINCE 1987
1824 1st Street
San Fernando, CA 91340
(818) 639-5300 ph
(818) 639-5306 fx
pat-chem.com

Customer: **Integrated Performance Consultants, Inc.**
9297 Research Drive
Irvine CA, 92618

Attention: Ric Vardel
Report Date: 28-Apr-21 15:24
Subject: (MCC) Daily EFF

Project/P.O.#: (MCC) Daily EFF

Parameter	Method	QC Batch	RL	Prepared	Analyzed	Result	Notes
EFF (Sample I.D.# : 21D0537-01) Collected: 23-Apr-21 By M.A. of IPC							
Microbiological							
Fecal Coliforms	SM 9221E	AD12306	1.8	23-Apr-21	25-Apr-21	**<1.8 MPN/100 ml**	
Total Coliforms	SM 9221B	AD12306	1.8	23-Apr-21	25-Apr-21	**<1.8 MPN/100 ml**	
Inorganic Constituents							
pH	SM 4500H-B	AD12406	0.1	23-Apr-21	23-Apr-21	**7.5 pH Units**	
Residual Chlorine	SM 4500Cl-G	AD12405	0.05	24-Apr-21	24-Apr-21	**0.06 mg/l**	

Notes and Definitions

RL Reporting Limit - The lowest amount of a constituent that can be reliably quantified and reported.

Respectfully Submitted,

Steve Jefferson 4/28/2021
Laboratory Director

Pat-Chem Laboratories
1824 1st Street
San Fernando, CA 91340

CHAIN OF CUSTODY RECORD

Phone (818) 639-5300
Fax (818) 639-5306

Environmental Sample

Sample I.D.#: 2100537

Customer:	IPC - Integrated Performance Consultants, Inc.	**Project :**	(MCC) Daily EFF
Address:	9297 Research Drive	**Sampled by:**	Mario Aguirre
	Irvine CA 92618	**Report Attention:**	Ric Vardel / Golan Kfir
		P.O. #:	
		Phone #:	949-382-9067

Sample Description	Date Sampled	Time Sampled	# of bottles	Required Tests	Sample Type	Matrix	Bottle Type	Preserve	Field Data (pH / Temperature) pH: Field Lab
EFF	4/23/21	11:36	1	pH, T.Res.Chlorine	Grab	AQ	500ml Plastic	4°C	7.5 / 19.6
"	"	"	1	Total Coliform, Fecal Coliform	Grab	AQ	Coli Bottle	4°C, ST	

RECEIVED
APR 23 2021

~~Geotracker EDD:~~
Logcode: IPCI
Global ID: WDR100000359

	Signature	Print Name (Company)	Date	Time
Relinquished by		Mario Aguirre (IPC)	4/23/21	11:45
Received by		Cindy Manning	4/23/21	12:11
Relinquished by		Cindy Manning	4/23/21	13:35
Received by				
Relinquished by				
Received in lab by		APR 23 2021		13:35

Sample Received Checklist

Temperature upon receipt: 4 °C
# of bottles agrees with COC? Yes No
Samples intact? Yes No
Samples properly preserved? Yes No
Samples in holding time? Yes No

Compliance Monitor

Initial Flow _____
Final Flow _____

Sample Type
Grab
Comp

Matrix
AQ - Water
SO -Soil / Sludge
OT - Other

Bottle Type
P - Plastic
G - Amber Glass
VOA - 40 ml Vial
Coli - bacteria

Preservations
HC - HCl
HS - H_2SO_4
HN - HNO_3
HP - H_3PO_4
OH - NaOH
ST - Sodium Thiosulfate
AA - Ascorbic Acid
Al - $AlCl_3$
Cu - $CuSO_4$

Note: Samples are discarded 30 days after results are reported, unless other arrangements are made.

PAT-CHEM LABORATORIES
QUALITY ANALYTICAL SERVICES SINCE 1987
1824 1st Street
San Fernando, CA 91340
(818) 639-5300 ph
(818) 639-5306 fx
pat-chem.com

Customer: **Integrated Performance Consultants, Inc.**
9297 Research Drive
Irvine CA, 92618

Attention: Ric Vardel
Report Date: 13-Jul-21 15:37
Subject: (MCC) Quarterly EFF

Project/P.O.#: (MCC) Quarterly EFF

Parameter	Method	QC Batch	RL	Prepared	Analyzed	Result	Notes
EFF (Sample I.D.# : 21D0536-01) Collected: 23-Apr-21 By M.A. of IPC							
Physical Properties							
Total Alkalinity	SM 2320B	AD12527	1	25-Apr-21	25-Apr-21	**140 mg/l**	
Carbonate Alkalinity	SM 2320B	AD12527	1	25-Apr-21	25-Apr-21	**<1 mg/l**	
Bicarbonate Alkalinity	SM 2320B	AD12527	1	25-Apr-21	25-Apr-21	**140 mg/l**	
Hydroxide Alkalinity	SM 2320B	AD12527	1	25-Apr-21	25-Apr-21	**<1 mg/l**	
Color	SM 2120 C	AD12412	5.0	24-Apr-21	24-Apr-21	**30.3 CU**	
Specific Conductance (EC)	SM 2510B	AD12413	0.1	24-Apr-21	24-Apr-21	**1130 uS/cm**	
Odor	SM 2150B	AD12409	1	24-Apr-21	24-Apr-21	**<1 T.O.N.**	
Temperature	SM 2550	AD12407		23-Apr-21	23-Apr-21	**69 °F**	
Inorganic Constituents							
Silver	EPA 200.8	AD12721	0.2	27-Apr-21	28-Apr-21	**<0.2 ug/l**	
Aluminum	EPA 200.8	AD12721	5.0	27-Apr-21	28-Apr-21	**20 ug/l**	
Fluoride	EPA 300.0	AD12820	0.10	28-Apr-21	29-Apr-21	**1.57 mg/l**	
Arsenic	EPA 200.8	AD12721	0.2	27-Apr-21	28-Apr-21	**2.1 ug/l**	
Barium	EPA 200.8	AD12721	0.5	27-Apr-21	28-Apr-21	**16 ug/l**	
Beryllium	EPA 200.8	AD12721	0.2	27-Apr-21	28-Apr-21	**<0.2 ug/l**	
Calcium	EPA 200.7	AD12720	0.10	27-Apr-21	29-Apr-21	**38.9 mg/l**	
Cadmium	EPA 200.8	AD12721	0.2	27-Apr-21	28-Apr-21	**<0.2 ug/l**	
Chromium - Total	EPA 200.8	AD12721	0.2	27-Apr-21	28-Apr-21	**3.3 ug/l**	
Copper	EPA 200.8	AD12721	0.2	27-Apr-21	28-Apr-21	**1.5 ug/l**	
Cyanide (total)	SM 4500-CN-E	AD12630	0.0040	26-Apr-21	26-Apr-21	**0.0190 mg/l**	
Iron	EPA 200.7	AD12720	0.02	27-Apr-21	29-Apr-21	**0.05 mg/l**	
Mercury	EPA 245.1	AD12930	0.20	29-Apr-21	29-Apr-21	**<0.20 ug/l**	
Magnesium	EPA 200.7	AD12720	0.10	27-Apr-21	29-Apr-21	**19.4 mg/l**	
Manganese	EPA 200.8	AD12721	0.5	27-Apr-21	28-Apr-21	**52 ug/l**	
Nickel	EPA 200.8	AD12721	0.5	27-Apr-21	28-Apr-21	**4.0 ug/l**	
Lead	EPA 200.8	AD12721	0.2	27-Apr-21	28-Apr-21	**<0.2 ug/l**	

Respectfully Submitted,

Steve Jefferson 7/13/2021
Laboratory Director

PAT-CHEM LABORATORIES
QUALITY ANALYTICAL SERVICES SINCE 1987
1824 1st Street
San Fernando, CA 91340
(818) 639-5300 ph
(818) 639-5306 fx
pat-chem.com

Customer: **Integrated Performance Consultants, Inc.**
9297 Research Drive
Irvine CA, 92618

Attention: Ric Vardel
Report Date: 13-Jul-21 15:37
Subject: (MCC) Quarterly EFF

Project/P.O.#: (MCC) Quarterly EFF

Parameter	Method	QC Batch	RL	Prepared	Analyzed	Result	Notes
EFF (Sample I.D.# : 21D0536-01) Collected: 23-Apr-21 By M.A. of IPC							
Inorganic Constituents							
pH	SM 4500H-B	AD12406	0.1	23-Apr-21	23-Apr-21	**7.7 pH Units**	A-01
Antimony	EPA 200.8	AD12721	1.0	27-Apr-21	28-Apr-21	**1.6 ug/l**	
Selenium	EPA 200.8	AD12721	2.0	27-Apr-21	28-Apr-21	**<2.0 ug/l**	
Thallium	EPA 200.8	AD12721	1.0	27-Apr-21	28-Apr-21	**<1.0 ug/l**	
Uranium	EPA 200.8	AD12721	0.7	27-Apr-21	28-Apr-21	**<0.7 pCi/L**	
Zinc	EPA 200.8	AD12721	1.0	27-Apr-21	28-Apr-21	**35 ug/l**	
Aggregate Organic Constituents							
MBAS	SM 5540 C	AD12416	0.08	24-Apr-21	25-Apr-21	**0.51 mg/l**	
Volatile Organic Chemicals (VOCs)							
Benzene	EPA 524.2	AD12735	0.5	27-Apr-21	27-Apr-21	**<0.5 ug/l**	
Carbon tetrachloride	EPA 524.2	AD12735	0.5	27-Apr-21	27-Apr-21	**<0.5 ug/l**	
1,2-Dichlorobenzene	EPA 524.2	AD12735	0.5	27-Apr-21	27-Apr-21	**<0.5 ug/l**	
1,4-Dichlorobenzene	EPA 524.2	AD12735	0.5	27-Apr-21	27-Apr-21	**<0.5 ug/l**	
1,1-Dichloroethane	EPA 524.2	AD12735	0.5	27-Apr-21	27-Apr-21	**<0.5 ug/l**	
1,2-Dichloroethane	EPA 524.2	AD12735	0.5	27-Apr-21	27-Apr-21	**<0.5 ug/l**	
1,1-Dichloroethylene	EPA 524.2	AD12735	0.5	27-Apr-21	27-Apr-21	**<0.5 ug/l**	
cis-1,2-Dichloroethylene	EPA 524.2	AD12735	0.5	27-Apr-21	27-Apr-21	**<0.5 ug/l**	
trans-1,2-Dichloroethylene	EPA 524.2	AD12735	0.5	27-Apr-21	27-Apr-21	**<0.5 ug/l**	
Methylene chloride (Dichloromethane)	EPA 524.2	AD12735	0.5	27-Apr-21	27-Apr-21	**<0.5 ug/l**	
1,2-Dichloropropane	EPA 524.2	AD12735	0.5	27-Apr-21	27-Apr-21	**<0.5 ug/l**	
cis-1,3-Dichloropropene	EPA 524.2	AD12735	0.5	27-Apr-21	27-Apr-21	**<0.5 ug/l**	
trans-1,3-Dichloropropene	EPA 524.2	AD12735	0.5	27-Apr-21	27-Apr-21	**<0.5 ug/l**	
Ethylbenzene	EPA 524.2	AD12735	0.5	27-Apr-21	27-Apr-21	**<0.5 ug/l**	
Methyl tert-butyl ether	EPA 524.2	AD12735	0.5	27-Apr-21	27-Apr-21	**<0.5 ug/l**	
Chlorobenzene	EPA 524.2	AD12735	0.5	27-Apr-21	27-Apr-21	**<0.5 ug/l**	
Styrene	EPA 524.2	AD12735	0.5	27-Apr-21	27-Apr-21	**<0.5 ug/l**	

Respectfully Submitted,

Steve Jefferson 7/13/2021
Laboratory Director

PAT-CHEM LABORATORIES
QUALITY ANALYTICAL SERVICES SINCE 1987
1824 1st Street
San Fernando, CA 91340
(818) 639-5300 ph
(818) 639-5306 fx
pat-chem.com

Customer: **Integrated Performance Consultants, Inc.**
9297 Research Drive
Irvine CA, 92618

Attention: Ric Vardel
Report Date: 13-Jul-21 15:37
Subject: (MCC) Quarterly EFF

Project/P.O.#: (MCC) Quarterly EFF

Parameter	Method	QC Batch	RL	Prepared	Analyzed	Result	Notes
EFF (Sample I.D.# : 21D0536-01) Collected: 23-Apr-21 By M.A. of IPC							
Volatile Organic Chemicals (VOCs)							
1,1,2,2-Tetrachloroethane	EPA 524.2	AD12735	0.5	27-Apr-21	27-Apr-21	**<0.5 ug/l**	
Tetrachloroethylene	EPA 524.2	AD12735	0.5	27-Apr-21	27-Apr-21	**<0.5 ug/l**	
Toluene	EPA 524.2	AD12735	0.5	27-Apr-21	27-Apr-21	**<0.5 ug/l**	
1,2,4-Trichlorobenzene	EPA 524.2	AD12735	0.5	27-Apr-21	27-Apr-21	**<0.5 ug/l**	
1,1,1-Trichloroethane	EPA 524.2	AD12735	0.5	27-Apr-21	27-Apr-21	**<0.5 ug/l**	
1,1,2-Trichloroethane	EPA 524.2	AD12735	0.5	27-Apr-21	27-Apr-21	**<0.5 ug/l**	
Trichloroethylene	EPA 524.2	AD12735	0.5	27-Apr-21	27-Apr-21	**<0.5 ug/l**	
Trichlorofluoromethane (Freon 11)	EPA 524.2	AD12735	0.5	27-Apr-21	27-Apr-21	**<0.5 ug/l**	
1,1,2-Trichloro-1,2,2-trifluoroethane	EPA 524.2	AD12735	0.5	27-Apr-21	27-Apr-21	**<0.5 ug/l**	
Vinyl chloride	EPA 524.2	AD12735	0.5	27-Apr-21	27-Apr-21	**<0.5 ug/l**	
m,p-Xylene	EPA 524.2	AD12735	0.5	27-Apr-21	27-Apr-21	**<0.5 ug/l**	
o-Xylene	EPA 524.2	AD12735	0.5	27-Apr-21	27-Apr-21	**<0.5 ug/l**	
Bromodichloromethane	EPA 524.2	AD12735	0.5	27-Apr-21	27-Apr-21	**6.7 ug/l**	
Bromoform	EPA 524.2	AD12735	0.5	27-Apr-21	27-Apr-21	**<0.5 ug/l**	
Chloroform	EPA 524.2	AD12735	0.5	27-Apr-21	27-Apr-21	**12.7 ug/l**	
Dibromochloromethane	EPA 524.2	AD12735	0.5	27-Apr-21	27-Apr-21	**1.2 ug/l**	
Surrogate: Bromofluorobenzene	EPA 524.2	AD12735		27-Apr-21	27-Apr-21	*93.9 % (80-120)*	
Surrogate: Dibromofluoromethane	EPA 524.2	AD12735		27-Apr-21	27-Apr-21	*107 % (80-120)*	
Surrogate: Toluene-d8	EPA 524.2	AD12735		27-Apr-21	27-Apr-21	*99.4 % (80-120)*	
Disinfection Byproducts							
Monochloroacetic Acid	EPA 552.2	AE10720	1.00	07-May-21	14-May-21	**4.87 ug/l**	
Dichloroacetic Acid	EPA 552.2	AE10720	1.00	07-May-21	14-May-21	**12.5 ug/l**	
Trichloroacetic Acid	EPA 552.2	AE10720	1.00	07-May-21	14-May-21	**5.10 ug/l**	
Monobromoacetic Acid	EPA 552.2	AE10720	1.00	07-May-21	14-May-21	**<1.00 ug/l**	
Dibromoacetic Acid	EPA 552.2	AE10720	1.00	07-May-21	14-May-21	**<1.00 ug/l**	
Surrogate: 2,3-Dibromopropionic Acid	EPA 552.2	AE10720		07-May-21	14-May-21	*97.7 % (60-140)*	
Bromate	EPA 300.1	AE11411	25.0	14-May-21	14-May-21	**<25.0 ug/l**	

Respectfully Submitted,

Steve Jefferson 7/13/2021
Laboratory Director

PAT-CHEM LABORATORIES
QUALITY ANALYTICAL SERVICES SINCE 1987
1824 1st Street
San Fernando, CA 91340
(818) 639-5300 ph
(818) 639-5306 fx
pat-chem.com

Customer: **Integrated Performance Consultants, Inc.**
9297 Research Drive
Irvine CA, 92618

Attention: Ric Vardel
Report Date: 13-Jul-21 15:37
Subject: (MCC) Quarterly EFF

Project/P.O.#: (MCC) Quarterly EFF

Parameter	Method	QC Batch	RL	Prepared	Analyzed	Result	Notes
EFF (Sample I.D.# : 21D0536-01) Collected: 23-Apr-21 By M.A. of IPC							
Disinfection Byproducts							
Chlorite	EPA 300.1	AE11411	100	14-May-21	14-May-21	**<100 ug/l**	
Haloacetic Acids (HAA5)	[CALC]	[CALC]	1.00	27-Apr-21	14-May-21	**23.2 ug/l**	
Total Trihalomethanes	[CALC]	[CALC]	2.00	27-Apr-21	27-Apr-21	**20.6 ug/l**	
Synthetic Organic Chemicals (SOCs)							
1,2-Dibromo-3-Chloropropane (DBCP)	EPA 504.1	AE10716	0.010	07-May-21	07-May-21	**<0.010 ug/l**	
Ethylene Dibromide (EDB)	EPA 504.1	AE10716	0.020	07-May-21	07-May-21	**<0.020 ug/l**	
Di(2-ethylhexyl)adipate	EPA 506	AD12718	2.0	27-Apr-21	07-May-21	**<2.0 ug/l**	
Di(2-ethylhexyl)phthalate	EPA 506	AD12718	2.0	27-Apr-21	07-May-21	**<2.0 ug/l**	
Surrogate: o-Terphenyl	EPA 506	AD12718		27-Apr-21	07-May-21	*70.4 % (50-120)*	
Alachlor	EPA 507	AD12926	0.2	29-Apr-21	06-May-21	**<0.2 ug/l**	
Atrazine	EPA 507	AD12926	0.2	29-Apr-21	06-May-21	**<0.2 ug/l**	
Molinate	EPA 507	AD12926	0.2	29-Apr-21	06-May-21	**<0.2 ug/l**	
Simazine	EPA 507	AD12926	0.2	29-Apr-21	06-May-21	**<0.2 ug/l**	
Thiobencarb (Bolero)	EPA 507	AD12926	0.2	29-Apr-21	06-May-21	**<0.2 ug/l**	
Surrogate: 1,3-Dimethyl-2-nitrobenzene	EPA 507	AD12926		29-Apr-21	06-May-21	*66.6 % (40-120)*	
Chlordane	EPA 508	AD12927	0.1	29-Apr-21	06-May-21	**<0.1 ug/l**	
Endrin	EPA 508	AD12927	0.01	29-Apr-21	06-May-21	**<0.01 ug/l**	
Heptachlor	EPA 508	AD12927	0.01	29-Apr-21	06-May-21	**<0.01 ug/l**	
Heptachlor Epoxide	EPA 508	AD12927	0.01	29-Apr-21	06-May-21	**<0.01 ug/l**	
Hexachlorobenzene	EPA 508	AD12927	0.01	29-Apr-21	06-May-21	**<0.01 ug/l**	
Hexachlorocyclopentadiene	EPA 508	AD12927	0.01	29-Apr-21	06-May-21	**<0.01 ug/l**	
gamma-BHC (Lindane)	EPA 508	AD12927	0.01	29-Apr-21	06-May-21	**<0.01 ug/l**	
Methoxychlor	EPA 508	AD12927	0.05	29-Apr-21	06-May-21	**<0.05 ug/l**	
Aroclor 1016 (PCB)	EPA 508	AD12927	0.1	29-Apr-21	06-May-21	**<0.1 ug/l**	
Aroclor 1221 (PCB)	EPA 508	AD12927	0.1	29-Apr-21	06-May-21	**<0.1 ug/l**	
Aroclor 1232 (PCB)	EPA 508	AD12927	0.1	29-Apr-21	06-May-21	**<0.1 ug/l**	

Respectfully Submitted,

Steve Jefferson 7/13/2021
Laboratory Director

PAT-CHEM LABORATORIES
QUALITY ANALYTICAL SERVICES SINCE 1987
1824 1st Street
San Fernando, CA 91340
(818) 639-5300 ph
(818) 639-5306 fx
pat-chem.com

Customer: **Integrated Performance Consultants, Inc.**
9297 Research Drive
Irvine CA, 92618

Attention: Ric Vardel
Report Date: 13-Jul-21 15:37
Subject: (MCC) Quarterly EFF

Project/P.O.#: (MCC) Quarterly EFF

Parameter	Method	QC Batch	RL	Prepared	Analyzed	Result	Notes
EFF (Sample I.D.# : 21D0536-01) Collected: 23-Apr-21 By M.A. of IPC							
Synthetic Organic Chemicals (SOCs)							
Aroclor 1242 (PCB)	EPA 508	AD12927	0.1	29-Apr-21	06-May-21	**<0.1 ug/l**	
Aroclor 1248 (PCB)	EPA 508	AD12927	0.1	29-Apr-21	06-May-21	**<0.1 ug/l**	
Aroclor 1254 (PCB)	EPA 508	AD12927	0.1	29-Apr-21	06-May-21	**<0.1 ug/l**	
Aroclor 1260 (PCB)	EPA 508	AD12927	0.1	29-Apr-21	06-May-21	**<0.1 ug/l**	
Total PCBs	EPA 508	AD12927	0.1	29-Apr-21	06-May-21	**<0.1 ug/l**	
Toxaphene	EPA 508	AD12927	0.1	29-Apr-21	06-May-21	**<0.1 ug/l**	
Surrogate: Tetrachloro-m-xylene	EPA 508	AD12927		29-Apr-21	06-May-21	*50.5 % (50-120)*	
Surrogate: Decachlorobiphenyl	EPA 508	AD12927		29-Apr-21	06-May-21	*61.0 % (50-120)*	
Bentazon	EPA 515.1	AE10721	1.0	07-May-21	20-May-21	**<1.0 ug/l**	
2,4-D	EPA 515.1	AE10721	1.0	07-May-21	20-May-21	**<1.0 ug/l**	
Dalapon	EPA 515.1	AE10721	5.0	07-May-21	20-May-21	**<5.0 ug/l**	
Dinoseb	EPA 515.1	AE10721	1.0	07-May-21	20-May-21	**<1.0 ug/l**	
Pentachlorophenol (PCP)	EPA 515.1	AE10721	0.1	07-May-21	20-May-21	**<0.1 ug/l**	
Picloram	EPA 515.1	AE10721	1.0	07-May-21	20-May-21	**<1.0 ug/l**	
2,4,5-TP	EPA 515.1	AE10721	0.2	07-May-21	20-May-21	**<0.2 ug/l**	
Surrogate: 2,4-DCAA	EPA 515.1	AE10721		07-May-21	20-May-21	*112 % (60-140)*	
Benzo (a) pyrene	EPA 550	AD12719	0.05	27-Apr-21	14-May-21	**<0.05 ug/l**	
Surrogate: Decafluorobiphenyl	EPA 550	AD12719		27-Apr-21	14-May-21	*66.9 % (45-120)*	
Carbofuran	EPA 8321A	AD13018	1.0	30-Apr-21	13-May-21	**<1.0 ug/l**	
Oxamyl	EPA 8321A	AD13018	2.0	30-Apr-21	13-May-21	**<2.0 ug/l**	
Surrogate: Atrazine	EPA 8321A	AD13018		30-Apr-21	13-May-21	*82.6 % (60-140)*	

Respectfully Submitted,

Steve Jefferson 7/13/2021
Laboratory Director

PAT-CHEM
LABORATORIES

QUALITY ANALYTICAL SERVICES SINCE 1987

1824 1st Street
San Fernando, CA 91340
(818) 639-5300 ph
(818) 639-5306 fx
pat-chem.com

Customer: **Integrated Performance Consultants, Inc.**
9297 Research Drive
Irvine CA, 92618

Attention: Ric Vardel
Report Date: 13-Jul-21 15:37
Subject: (MCC) Quarterly EFF

Project/P.O.#: (MCC) Quarterly EFF

Notes and Definitions

A-01 Langelier Index = 0.3 (Non-Corrosive)

RL Reporting Limit - The lowest amount of a constituent that can be reliably quantified and reported.

Respectfully Submitted,



Steve Jefferson 7/13/2021
Laboratory Director

CERES Analytical Laboratory, Inc.
4919 Windplay Dr. Suite 1, El Dorado Hills, CA 95762

May 3, 2021 Ceres ID: 14311

Pat-Chem Laboratories
1824 1st Street
San Fernando, CA 91340

The following report contains the results for the one waste water sample received on April 28, 2021. This sample was analyzed for 2,3,7,8-TCDD by EPA 1613B. Routine turn-around time was provided for this work.

This work was authorized under Pat-Chem Laboratories' Project # 21D0536.

Continuing Calibration Verification (CCV) Requirements
All associated calibration verification standard(s) (CCV) met the acceptance criteria.

The report consists of a Cover Letter, Sample Inventory (Section I), Data Summary (Section II), Sample Tracking (Section VI), and Qualifiers/Abbreviations (Section VII). Raw Data (Section III), Continuing Calibration (Section IV), and Initial Calibration (Section V) are available in a full report (.pdf format) upon request.

If you have any questions regarding this report, please feel free to contact me at (916)932-5011.

Sincerely,

James M. Hedin
Director of Operations/CEO
jhedin@ceres-lab.com

Section I: Sample Inventory

Ceres Sample ID:	Sample ID	Date Received	Collection Date	&Time
14311-001	21D0536-01	4/28/2021	4/23/2021	11:10

Section II: Data Summary

CERES Analytical Laboratory, Inc.
4919 Windplay Dr.Suite 1, El Dorado Hills, CA 95762

EPA Method 1613B

Quality Assurance Sample **Method Blank**		**Date Received:** NA
	QC Batch #: 2377	**Date Extracted:** 4/30/2021
	Matrix: Waste Water	**ZB-5MS Analysis:** 5/1/2021
Project ID: 21D0536	**Sample Size:** 1.000 L	

Analyte	Conc. (pg/L)	MDL	RL	Qual.	Labeled Standards	% R	LCL-UCL (a)	Qualifiers
2,3,7,8-TCDD	DL= 3.22	0.772	5.00		13C-2378-TCDD	71.7	31-137	
					CRS			
					37Cl4-2378-TCDD	87.8	35-197	

DL - Signifies Non-Detect (ND<) sample specific detection limit.
EMPC - Estimated Maximum Possible Concentration due to ion abundance ratio failure.
(a) - Lower control limit - Upper control limit

Analyst: JMH **Reviewed by: BS**

CERES Analytical Laboratory, Inc.
4919 Windplay Dr. Suite 1, El Dorado Hills, CA 95762

EPA Method 1613B

Quality Assurance Sample **Ongoing Precision and Recovery**		**Date Received:** NA
	QC Batch #: 2377	**Date Extracted:** 4/30/2021
	Matrix: Waste Water	**ZB-5MS Analysis:** 5/1/2021
Project ID: 21D0536	**Sample Size:** 1.000 L	

Analyte	Conc. (ng/mL)	Limits (a)	Labeled Standards	% Rec.	Limits (a)
2,3,7,8-TCDD	9.18	7.3-14.6	13C-2378-TCDD	77.4	25-141
			CRS		
			37Cl4-2378-TCDD	98.7	37-158

(a) Limits based on method acceptance criteria.

Analyst: JMH **Reviewed by: BS**

CERES Analytical Laboratory, Inc.
4919 Windplay Dr.Suite 1, El Dorado Hills, CA 95762

EPA Method 1613B

Client Sample ID: 21D0536-01		
Project ID: 21D0536	**Ceres Sample ID:** 14311-001	**Date Received:** 4/28/2021
	QC Batch #: 2377	**Date Extracted:** 4/30/2021
Date Collected: 4/23/2021	**Matrix:** Waste Water	**ZB-5MS Analysis:** 5/1/2021
Time Collected: 11:10	**Sample Size:** 0.959 L	

Analyte	Conc. (pg/L)	MDL	RL	Qual.	Labeled Standards	% R	LCL-UCL (a)	Qualifiers
2,3,7,8-TCDD	DL= 2.40	0.772	5.21		13C-2378-TCDD	54.8	31-137	
					CRS			
					37Cl4-2378-TCDD	120	42-164	

DL - Signifies Non-Detect (ND<) sample specific detection limit.
EMPC - Estimated Maximum Possible Concentration due to ion abundance ratio failure.
(a) - Lower control limit - Upper control limit

Analyst: JMH **Reviewed by: BS**

Section VI: Sample Tracking

SUBCONTRACT ORDER

Pat-Chem Laboratories

21D0536

SENDING LABORATORY:

Pat-Chem Laboratories
1824 First Street
San Fernando, CA 91340
Phone: 818-639-5300
Fax: 818-639-5306
Project Manager: Stephen Berentsen

RECEIVING LABORATORY:

Ceres Analytical Laboratoy, Inc
4919 Windplay Dr. Suite 1
El Dorado Hills, CA 95762
Phone :(916) 932-5011
Fax: (888) 932-5011

Analysis	Due	Expires	Laboratory ID	Comments
Sample ID: 21D0536-01 WASTE **Water**	**Sampled: 23-Apr-21 11:10**			**Wastewater/IPC [MCC] EFF-Quarterly**
Dioxin 2,3,7,8-TCDD 1613 (Sub)	10-May-21 12:00	30-Apr-21 11:10		
Containers Supplied:				

Released By	Date	Received By	Date
[signature]	APR 26 2021	[signature]	4/28/21 11:48
Released By	Date	Received By	Date

LA Testing
520 Mission Street South Pasadena, CA 91030
Phone/Fax: (323) 254-9960 / (323) 254-9982
http://www.LATesting.com / pasadenalab@latesting.com

LA Testing Order ID: 322107677
Customer ID: PTCM42
Customer PO:
Project ID:

Attn: Steve Berentsen
Pat Chem Laboratories
1824 1st St
San Fernando, CA 91340

Phone: (805) 532-0012
Fax:
Received: 04/23/2021
Analyzed: 05/06/2021

Proj: 21D0536

Test Report: Determination of Asbestos Structures ≥ 0.5 µm & > 10µm in Water Performed by the 100.2 Method (EPA 600/R-94/134)

Sample ID Client / EMSL	Sample Filtration Date/Time	Original Sample Vol. Filtered (ml)	Effective Filter Area (mm²)	Area Analyzed (mm²)	ASBESTOS					
						Asbestos Types	Fibers Detected	Analytical Sensitivity	Concentration	Confidence Limits
								MFL (million fibers per liter)		
21D0536-01 322107677-0001	4/23/2021 03:35 PM	30	1288	0.2176	≥ 0.5 µm	None Detected	ND	0.20	<0.20	0.00 - 0.73
					> 10 µm only	None Detected	ND	0.20	<0.20	0.00 - 0.73

Collection Date/Time: *04/23/2021 11:10 AM*

Analyst(s)
Kyeong Corbin (1)

Jerry Drapala Ph.D, Laboratory Manager
or Other Approved Signatory

Any questions please contact Jerry Drapala.

Initial report from: 05/06/2021 14:36:23

LA Testing maintains liability limited to cost of analysis. Interpretation and use of test results are the responsibility of the client. This report relates only to the samples reported above, and may not be reproduced, except in full, without written approval by LA Testing. LA Testing bears no responsibility for sample collection activities or analytical method limitations. The report reflects the samples as received. Results are generated from the field sampling data (sampling volumes and areas, locations, etc.) provided by the client on the Chain of Custody. Samples are within quality control criteria and met method specifications unless otherwise noted. Estimation of uncertainty is available on request. Sample collection and containers provided by the client, acceptable bottle blank level is defined as ≤0.01MFL>10um. ND=None Detected. No Fibers Detected: the value will be reported as less than 369% of the concentration equivalent to one fiber. 1 to 4 fibers: The result will be reported as less than the corresponding upper 95% confidence limit (Poisson),5 to 30 fibers: Mean and 95% confidence intervals will be reported on the basis of the Poisson assumption. When more than 30 fibers are counted, both the Gaussian 95% confidence interval and the Poisson 95% confidence interval will be calculated. The large of these two intervals will be selected for data reporting. When the Gaussian 95% confidence interval is selected for data reporting, the Poisson will also be noted.

Samples analyzed by LA Testing South Pasadena, CA CA ELAP 2283

May 18, 2021

Pat-Chem Laboratories
ATTN:Steven Jefferson
1824 1st St
San Fernando, CA 91340

Lab ID : SP 2105478
Customer : 2-12670

Laboratory Report

Introduction: This report package contains total of 7 pages divided into 3 sections:

Case Narrative	(2 pages)	: An overview of the work performed at FGL.
Sample Results	(2 pages)	: Results for each sample submitted.
Quality Control	(3 pages)	: Supporting Quality Control (QC) results.

Case Narrative

This Case Narrative pertains to the following samples:

Sample Description	Date Sampled	Date Received	FGL Lab ID #	Matrix
21D0536-01	04/23/2021	04/23/2021	SP 2105478-001	WW

Sampling and Receipt Information: All samples were received in acceptable condition and within temperature requirements, unless noted on the Condition Upon Receipt (CUR) form. All samples arrived on ice. All samples were prepared and analyzed within the method specified hold time. All samples were checked for pH if acid or base preservation is required (except for VOAs). For details of sample receipt information, please see the attached Chain of Custody and Condition Upon Receipt Form.

Quality Control: All samples were prepared and analyzed according to the following tables:

Radio QC

900.0	05/06/2021:206673 All analysis quality controls are within established criteria.
	04/29/2021:204661 All preparation quality controls are within established criteria (performed at FGL-SP ELAP# 1573).
903.0	05/11/2021:206953 All analysis quality controls are within established criteria.
	05/05/2021:204543 All preparation quality controls are within established criteria (performed at FGL-SP ELAP# 1573).
906.0	05/03/2021:206551 All analysis quality controls are within established criteria.
	05/03/2021:204804 All preparation quality controls are within established criteria (performed at FGL-SP ELAP# 1573).
Ra - 05	05/15/2021:207212 All analysis quality controls are within established criteria.
	05/09/2021:204959 All preparation quality controls are within established criteria (performed at FGL-SP ELAP# 1573).

Corporate Offices & Laboratory
853 Corporation Street
Santa Paula, CA 93060
TEL: (805)392-2000
Env FAX: (805)525-4172 / Ag FAX: (805)392-2063
CA ELAP Certification No. 1573

Office & Laboratory
2500 Stagecoach Road
Stockton, CA 95215
TEL: (209)942-0182
FAX: (209)942-0423
CA ELAP Certification No. 1563

Office & Laboratory
563 E. Lindo Avenue
Chico, CA 95926
TEL: (530)343-5818
FAX: (530)343-3807
CA ELAP Certification No. 2670

Office & Laboratory
3442 Empresa Drive, Suite D
San Luis Obispo, CA 93401
TEL: (805)783-2940
FAX: (805)783-2912
CA ELAP Certification No. 2775

Office & Laboratory
9415 W. Goshen Avenue
Visalia, CA 93291
TEL: (559)734-9473
FAX: (559)734-8435
CA ELAP Certification No. 2810

May 18, 2021 Lab ID : SP 2105478
Pat-Chem Laboratories Customer : 2-12670

Inorganic - Wet Chemistry QC

314.0	05/06/2021:206738 All analysis quality controls are within established criteria, except: The following note applies to Perchlorate: 360 CCV above Acceptance Range (AR). Samples which were non detect for this analyte were accepted.
	05/05/2021:205006 All preparation quality controls are within established criteria (performed at FGL-SP ELAP# 1573).

Certification:: I certify that this data package is in compliance with ELAP standards, both technically and for completeness, except for any conditions listed above. Release of the data contained in this data package is authorized by the Laboratory Director or his designee, as verified by the following electronic signature.

KD:DMB

Approved By **Kelly A. Dunnahoo, B.S.** Digitally signed by Kelly A. Dunnahoo, B.S.
Title: Laboratory Director
Date: 2021-05-18

May 18, 2021

Pat-Chem Laboratories
ATTN:Steven Jefferson
1824 1st St
San Fernando, CA 91340

Description : 21D0536-01
Project : 21D0536

Lab ID : SP 2105478-001
Customer ID : 2-12670

Sampled On : April 23, 2021-11:10
Sampled By : Not Available
Received On : April 23, 2021-17:02
Matrix : Waste Water

Sample Result - Inorganic

Constituent	Result	PQL	Units	Note	Sample Preparation		Sample Analysis	
					Method	Date/ID	Method	Date/ID
Wet Chemistry								
Perchlorate	ND	4	ug/L		314.0	05/05/21:205006	314.0	05/06/21:206738

ND=Non-Detected. PQL=Practical Quantitation Limit. * PQL adjusted for dilution.

Corporate Offices & Laboratory
853 Corporation Street
Santa Paula, CA 93060
TEL: (805)392-2000
Env FAX: (805)525-4172 / Ag FAX: (805)392-2063
CA ELAP Certification No. 1573

Office & Laboratory
2500 Stagecoach Road
Stockton, CA 95215
TEL: (209)942-0182
FAX: (209)942-0423
CA ELAP Certification No. 1563

Office & Laboratory
563 E. Lindo Avenue
Chico, CA 95926
TEL: (530)343-5818
FAX: (530)343-3807
CA ELAP Certification No. 2670

Office & Laboratory
3442 Empresa Drive, Suite D
San Luis Obispo, CA 93401
TEL: (805)783-2940
FAX: (805)783-2912
CA ELAP Certification No. 2775

Office & Laboratory
9415 W. Goshen Avenue
Visalia, CA 93291
TEL: (559)734-9473
FAX: (559)734-8435
CA ELAP Certification No. 2810

May 18, 2021

Pat-Chem Laboratories
ATTN:Steven Jefferson
1824 1st St
San Fernando, CA 91340

Description : 21D0536-01
Project : 21D0536

Lab ID : SP 2105478-001
Customer ID : 2-12670

Sampled On : April 23, 2021-11:10
Sampled By : Not Available
Received On : April 23, 2021-17:02
Matrix : Waste Water

Sample Result - Radio

Constituent	Result ± Error	MDA	Units	MCL/AL	Sample Preparation Method	Sample Preparation Date/ID	Sample Analysis Method	Sample Analysis Date/ID
Radio Chemistry								
Gross Alpha	3.92 ± 1.08	1.30	pCi/L	15/5	900.0	04/29/21-08:00 2P2104661	900.0	05/06/21-08:50 2A2106673
Gross Beta	5.01 ± 0.837	0.922	pCi/L	50	900.0	04/29/21-08:00 2P2104661	900.0	05/06/21-08:50 2A2106673
Total Alpha Radium (226)	0.166 ± 0.180	0.407	pCi/L		903.0	05/05/21-18:00 2P2104543	903.0	05/11/21-13:32 2A2106953
Tritium	621 ± 282	434	pCi/L	20000	906.0	05/03/21-07:35 2P2104804	906.0	05/03/21-23:10 2A2106551
Ra 228	0.000 ± 0.463	0.400	pCi/L		Ra - 05	05/09/21-18:30 2P2104959	Ra - 05	05/15/21-16:10 2A2107212

ND=Non-Detected. PQL=Practical Quantitation Limit. * PQL adjusted for dilution.

MDA = Minimum Detectable Activity (Calculated at the 95% confidence level) = Data utilized by DHS to determine matrix interference.
MCL / AL = Maximum Contamination Level / Action Level. Alpha's Action Level of 5 pCi/L is based on the Assigned Value (AV).
AV = Assigned Value(Gross Alpha Result + (0.84 x Error)). CCR Section 64442: Drinking Water Compliance Note: Do the following
If Gross Alpha's (AV) exceeds 5 pCi/L run Uranium. If Gross Alpha's (AV) minus Uranium exceeds 5 pCi/L run Radium 226.

Drinking Water Compliance:
Gross Alpha (AV) minus Uranium is less than or equal to 15 pCi/L
Uranium is less than or equal to 20 pCi/L
Radium 226 + Radium 228 is less than or equal to 5 pCi/L

Note: Samples are held for 3-6 months prior to disposal.

Corporate Offices & Laboratory
853 Corporation Street
Santa Paula, CA 93060
TEL: (805)392-2000
Env FAX: (805)525-4172 / Ag FAX: (805)392-2063
CA ELAP Certification No. 1573

Office & Laboratory
2500 Stagecoach Road
Stockton, CA 95215
TEL: (209)942-0182
FAX: (209)942-0423
CA ELAP Certification No. 1563

Office & Laboratory
563 E. Lindo Avenue
Chico, CA 95926
TEL: (530)343-5818
FAX: (530)343-3807
CA ELAP Certification No. 2670

Office & Laboratory
3442 Empresa Drive, Suite D
San Luis Obispo, CA 93401
TEL: (805)783-2940
FAX: (805)783-2912
CA ELAP Certification No. 2775

Office & Laboratory
9415 W. Goshen Avenue
Visalia, CA 93291
TEL: (559)734-9473
FAX: (559)734-8435
CA ELAP Certification No. 2810

May 18, 2021 Lab ID : SP 2105478
Pat-Chem Laboratories Customer : 2-12670

Quality Control - Inorganic

Constituent	Method	Date/ID	Type	Units	Conc.	QC Data	DQO	Note
Wet Chem								
Perchlorate	314.0	05/05/21:205006MCA	Blank	ug/L		ND	<4	
			LCS	ug/L	25.00	103 %	85-115	
			MS	ug/L	25.00	97.9 %	80-120	
		(SP 2105377-001)	MSD	ug/L	25.00	96.7 %	80-120	
			MSRPD	ug/L	25.00	1.2%	≤15	
	314.0	05/06/21:206738MCA	CCB	ppb		0.00	4.0	
			CCV	ppb	20.00	104 %	85-115	
			CCB	ppb		0.00	4.0	
			CCV	ppb	10.00	117 %	85-115	360

Definition

CCV	: Continuing Calibration Verification - Analyzed to verify the instrument calibration is within criteria.
CCB	: Continuing Calibration Blank - Analyzed to verify the instrument baseline is within criteria.
Blank	: Method Blank - Prepared to verify that the preparation process is not contributing contamination to the samples.
LCS	: Laboratory Control Standard/Sample - Prepared to verify that the preparation process is not affecting analyte recovery.
MS	: Matrix Spikes - A random sample is spiked with a known amount of analyte. The recoveries are an indication of how that sample matrix affects analyte recovery.
MSD	: Matrix Spike Duplicate of MS/MSD pair - A random sample duplicate is spiked with a known amount of analyte. The recoveries are an indication of how that sample matrix affects analyte recovery.
MSRPD	: MS/MSD Relative Percent Difference (RPD) - The MS relative percent difference is an indication of precision for the preparation and analysis.
ND	: Non-detect - Result was below the DQO listed for the analyte.
DQO	: Data Quality Objective - This is the criteria against which the quality control data is compared.

Explanation

360	: CCV above Acceptance Range (AR). Samples which were non detect for this analyte were accepted.

Corporate Offices & Laboratory
853 Corporation Street
Santa Paula, CA 93060
TEL: (805)392-2000
Env FAX: (805)525-4172 / Ag FAX: (805)392-2063
CA ELAP Certification No. 1573

Office & Laboratory
2500 Stagecoach Road
Stockton, CA 95215
TEL: (209)942-0182
FAX: (209)942-0423
CA ELAP Certification No. 1563

Office & Laboratory
563 E. Lindo Avenue
Chico, CA 95926
TEL: (530)343-5818
FAX: (530)343-3807
CA ELAP Certification No. 2670

Office & Laboratory
3442 Empresa Drive, Suite D
San Luis Obispo, CA 93401
TEL: (805)783-2940
FAX: (805)783-2912
CA ELAP Certification No. 2775

Office & Laboratory
9415 W. Goshen Avenue
Visalia, CA 93291
TEL: (559)734-9473
FAX: (559)734-8435
CA ELAP Certification No. 2810

May 18, 2021 Lab ID : SP 2105478
Pat-Chem Laboratories Customer : 2-12670

Quality Control - Radio

Constituent	Method	Date/ID	Type	Units	Conc.	QC Data	DQO	Note
Radio								
Alpha	900.0	05/06/21:206673JCA	CCV	cpm	7430	41.3 %	35-47	
			CCB	cpm		0.100	0.15	
Beta	900.0	05/06/21:206673JCA	CCV	cpm	7430	94.3 %	83-94	
			CCB	cpm		0.4000	0.54	
Gross Alpha	900.0	04/29/21:204661jca	Blank	pCi/L		1.13	3	
			LCS	pCi/L	201.1	77.7 %	75-125	
			MS	pCi/L	201.1	85.1 %	60-140	
		(SP 2105523-001)	MSD	pCi/L	201.1	87.0 %	60-140	
			MSRPD	pCi/L	201.1	2.1%	≤30	
Gross Beta	900.0	04/29/21:204661jca	Blank	pCi/L		0.75	4	
			LCS	pCi/L	35.55	105 %	84-160	
			MS	pCi/L	35.55	107 %	80-130	
		(SP 2105523-001)	MSD	pCi/L	35.55	108 %	80-130	
			MSRPD	pCi/L	201.1	0.8%	≤30	
Alpha	903.0	05/11/21:206953JCA	CCV	cpm	7760	40.3 %	37-46	
			CCB	cpm		0.100	0.16	
Total Alpha Radium (226)	903.0	05/05/21:204543emv	RgBlk	pCi/L		0.06	2	
			LCS	pCi/L	23.31	81.1 %	52-107	
			BS	pCi/L	23.31	75.1 %	43-111	
			BSD	pCi/L	23.31	74.1 %	43-111	
			BSRPD	pCi/L	23.31	1.4%	≤35.5	
Tritium	906.0	05/03/21:204804jca	Blank	pCi/L		36.86	<433.74	
			LCS	pCi/L	1595	101%	75-125	
			BS	pCi/L	1595	96.5%	75-125	
			BSD	pCi/L	1595	97.3%	75-125	
			BSRPD	pCi/L	1595	0.8%	≤25	
	906.0	05/03/21:206551jca	CCV	cpm	23240	103%	90-110	
			CCB	cpm		156	500	
Beta	Ra - 05	05/15/21:207212emv	CCV	cpm	7758	91.6 %	84-94	
			CCB	cpm		0.4000	0.51	
Ra 228	Ra - 05	05/09/21:204959emv	RgBlk	pCi/L		0.03	3	
			LRS	pCi/L	15.04	86.1 %	65-108	
			BS	pCi/L	15.04	88.1 %	75-125	
			BSD	pCi/L	15.04	104 %	75-125	
			BSRPD	pCi/L	15.04	2.4	≤3	

Definition

CCV	: Continuing Calibration Verification - Analyzed to verify the instrument calibration is within criteria.
CCB	: Continuing Calibration Blank - Analyzed to verify the instrument baseline is within criteria.
Blank	: Method Blank - Prepared to verify that the preparation process is not contributing contamination to the samples.
RgBlk	: Method Reagent Blank - Prepared to correct for any reagent contributions to sample result.
LCS	: Laboratory Control Standard/Sample - Prepared to verify that the preparation process is not affecting analyte recovery.
LRS	: Laboratory Recovery Standard - Prepared to establish the batch recovery factor used in result calculations.
MS	: Matrix Spikes - A random sample is spiked with a known amount of analyte. The recoveries are an indication of how that sample matrix affects analyte recovery.
MSD	: Matrix Spike Duplicate of MS/MSD pair - A random sample duplicate is spiked with a known amount of analyte. The recoveries are an indication of how that sample matrix affects analyte recovery.
BS	: Blank Spikes - A blank is spiked with a known amount of analyte. It is prepared to verify that the preparation process is not affecting analyte recovery.
BSD	: Blank Spike Duplicate of BS/BSD pair - A blank duplicate is spiked with a known amount of analyte. It is prepared to verify that the preparation process is not affecting analyte recovery.
MSRPD	: MS/MSD Relative Percent Difference (RPD) - The MS relative percent difference is an indication of precision for the preparation and analysis.
BSRPD	: BS/BSD Relative Percent Difference (RPD) - The BS relative percent difference is an indication of precision for the preparation and analysis.
ND	: Non-detect - Result was below the DQO listed for the analyte.

May 18, 2021 Lab ID : SP 2105478
Pat-Chem Laboratories Customer : 2-12670

Quality Control - Radio

Definition	
DQO	: Data Quality Objective - This is the criteria against which the quality control data is compared.

May 13, 2021

Pat-Chem Laboratories
ATTN:Steven Jefferson
1824 1st St
San Fernando, CA 91340

Subject: Subcontract Analyses for FGL Lab No. SP 2105478

Enclosed please find results for the following sample(s) which were received by FGL.

- Sub Contracted-EPA 548 - Endothal
- Sub Contracted-EPA 547 - Glyphosate

Please note that this analysis was performed by Babcock Laboratories, Inc. (ELAP Certified Laboratory)

Thank you for using FGL Environmental.

Sincerely,

Cindy Aguirre Digitally signed by Cindy Aguirre
Title: Customer Service Rep
Date: 2021-05-13

Enclosure

BABCOCK Laboratories, Inc.
The Standard of Excellence for Over 100 Years

Client Name: FGL Environmental, Inc.
Contact: Cindy Aguirre
Address: 853 Corporation Street
Santa Paula, CA 93060

Report Date: 11-May-2021

Project Name: No Project
Project Number: SP 2105478

Work Order Number: C1D3230
Received on Ice (Y/N): Yes Temp: 6 °C

Attached is the analytical report for the sample(s) received for your project. Below is a list of the individual sample descriptions with the corresponding laboratory number(s). Also, enclosed is a copy of the Chain of Custody document (if received with your sample(s)). Please note any unused portion of the sample(s) may be responsibly discarded after 30 days from the above report date, unless you have requested otherwise.

Thank you for the opportunity to serve your analytical needs. If you have any questions or concerns regarding this report please contact our client service department.

Sample Identification

Lab Sample #	Client Sample ID	Matrix	Date Sampled	By	Date Submitted	By
C1D3230-01	21D0536-01 Composite	Liquid	04/23/21 11:10	Client	04/27/21 10:50	GLS

mailing
P.O. Box 432
Riverside, CA 92502-0432

location
6100 Quail Valley Court
Riverside, CA 92507-0704

P (951) 653-3351
F (951) 653-1662
www.babcocklabs.com

CA ELAP No. 2698
EPA No. CA00102
NELAP No. OR4035
LACSD No. 10119

BABCOCK Laboratories, Inc.
The Standard of Excellence for Over 100 Years

Client Name: FGL Environmental, Inc.
Contact: Cindy Aguirre
Address: 853 Corporation Street
Santa Paula, CA 93060

Report Date: 11-May-2021

Project Name: No Project
Project Number: SP 2105478

Work Order Number: C1D3230
Received on Ice (Y/N): Yes Temp: 6 °C

Laboratory Reference Number
C1D3230-01

Sample Description	Matrix	Sampled Date/Time	Received Date/Time
21D0536-01	Liquid	04/23/21 11:10	04/27/21 10:50

Analyte(s)	Result	RDL	Units	Method	Analysis Date	Analyst	Flag
Glyphosate by EPA 547							
Glyphosate	ND	25	ug/L	EPA 547	05/05/21 19:25	MOF	
Endothall by EPA 548.1							
Endothall	ND	45	ug/L	EPA 548.1	05/04/21 09:22	NAA	NLOhND

Client Name: FGL Environmental, Inc.
Contact: Cindy Aguirre
Address: 853 Corporation Street
Santa Paula, CA 93060

Report Date: 11-May-2021

Project Name: No Project
Project Number: SP 2105478

Work Order Number: C1D3230
Received on Ice (Y/N): Yes Temp: 6 °C

Glyphosate by EPA 547 - Batch Quality Control

Analyte(s)	Result	RDL	Units	Spike Level	Source Result	%REC	%REC Limits	RPD	RPD Limit	Flag
Batch 1E05132 - None										
Blank (1E05132-BLK1)				Prepared & Analyzed: 05/05/21						
Glyphosate	ND	25	ug/L							
LCS (1E05132-BS1)				Prepared & Analyzed: 05/05/21						
Glyphosate	101	25	ug/L	100		101	77-129			
LCS Dup (1E05132-BSD1)				Prepared & Analyzed: 05/05/21						
Glyphosate	199	25	ug/L	200		100	77-129	0.9	30	
Matrix Spike (1E05132-MS1)		**Source: C1D3206-01**		Prepared & Analyzed: 05/05/21						
Glyphosate	99.4	25	ug/L	100	ND	99	65-146			
Matrix Spike Dup (1E05132-MSD1)		**Source: C1D3206-01**		Prepared & Analyzed: 05/05/21						
Glyphosate	99.7	25	ug/L	100	ND	100	65-146	0.3	40	

Client Name: FGL Environmental, Inc.
Contact: Cindy Aguirre
Address: 853 Corporation Street
Santa Paula, CA 93060

Report Date: 11-May-2021

Project Name: No Project
Project Number: SP 2105478

Work Order Number: C1D3230
Received on Ice (Y/N): Yes Temp: 6 °C

Endothall by EPA 548.1 - Batch Quality Control

Analyte(s)	Result	RDL	Units	Spike Level	Source Result	%REC	%REC Limits	RPD	RPD Limit	Flag
Batch 1D30024 - SPE										
Blank (1D30024-BLK1)				Prepared: 04/30/21 Analyzed: 05/04/21						
Endothall	ND	45	ug/L							
LCS (1D30024-BS1)				Prepared: 04/30/21 Analyzed: 05/04/21						
Endothall	897	45	ug/L	500		179	17-115			QLout
LCS Dup (1D30024-BSD1)				Prepared: 04/30/21 Analyzed: 05/04/21						
Endothall	888	45	ug/L	500		178	17-115	1	50	QLout
Matrix Spike (1D30024-MS1)		**Source: C1D3230-01**		Prepared: 04/30/21 Analyzed: 05/04/21						
Endothall	801	45	ug/L	500	ND	160	24-160			
Matrix Spike Dup (1D30024-MSD1)		**Source: C1D3230-01**		Prepared: 04/30/21 Analyzed: 05/04/21						
Endothall	774	45	ug/L	500	ND	155	24-160	3	55	

Client Name: FGL Environmental, Inc.
Contact: Cindy Aguirre
Address: 853 Corporation Street
Santa Paula, CA 93060

Report Date: 11-May-2021

Project Name: No Project
Project Number: SP 2105478

Work Order Number: C1D3230
Received on Ice (Y/N): Yes Temp: 6 °C

Notes and Definitions

NLOhND	LCS recovery was above method control limit for this analyte. Analyte not detected, therefore data not impacted.
QLout	The LCS and/or LCSD recovery did not meet laboratory acceptance criteria.
ND:	Analyte NOT DETECTED at or above the Method Detection Limit **(if MDL is reported)**, otherwise at or above the Reportable Detection Limit (RDL)
NR:	Not Reported
RDL:	Reportable Detection Limit
MDL:	Method Detection Limit

* / (Non-NELAP): NELAP does not offer accreditation for this analyte/method/matrix combination

Approval

Enclosed are the analytical results for the submitted sample(s). Babcock Laboratories certify the data presented as part of this report meet the minimum quality standards in the referenced analytical methods. Any exceptions have been noted.



Alexis Nicole Harold For Cindy A. Waddell

cc:

e-Standard_No Alias.rpt

This report applies only to the sample(s) analyzed. As a mutual protection to clients, the public, and Babcock Laboratories, Inc., this report is submitted and accepted for the exclusive use of the Client to whom it is addressed. Interpretation and use of the information contained within this report are the sole responsibility of the Client. Babcock Laboratories, Inc. is not responsible for any misinformation or consequences that may result from misinterpretation or improper use of this report. This report is not to be modified or abbreviated in any way. Additionally, this report is not to be used, in whole or in part, in any advertising or publicity matter without written authorization from Babcock Laboratories, Inc. The liability of Babcock Laboratories, Inc. is limited to the actual cost of the requested analyses, unless otherwise agreed upon in writing. There is no other warranty expressed or implied.

BABCOCK Laboratories, Inc.
The Standard of Excellence for Over 100 Years

Client Name: FGL Environmental, Inc.
Contact: Cindy Aguirre
Address: 853 Corporation Street
Santa Paula, CA 93060

Report Date: 11-May-2021

Analytical Report: Page 6 of 6
Project Name: No Project
Project Number: SP 2105478

Work Order Number: C1D3230
Received on Ice (Y/N): Yes Temp: 6 °C

FGL ENVIRONMENTAL AGRICULTURAL Analytical Chemists

Subcontract to Babcock Laboratories, Inc.

CHAIN OF CUSTODY
AND ANALYSES REQUEST FORM

Chain of Custody Information

Lab Number:

Client: Fruit Growers Laboratory
Address: 853 Corporation St.
Santa Paula, CA 93060-3005

Phone: Fax:
Contact:
Project: **SP 2105478**
Purchase Order:

Sampler(s): Not Available

Compositor Setup Date: Time:

Sample Information / **Test Description(s)**

Samp Num	Location Description	Date Sampled	Time Sampled	Method of Sampling: Composite (C) Grab(G)	Type of Sample	Potable(P) Non-Potable(NP) Ag Waiver (AgW)	Bacti Type: Other(O) System(SYS) Source(SR) Waste(W)	Bacti Reason: Routine(ROUT) Repeat(RPT) Replace(RPL) Other(O) Special(SPL)	Sub Contracted-EPA 548 - Endothal 1000ml(ACT)	Sub Contracted-EPA 547 - Glyphosate 1000ml(ACT)
1	21D0536-01	04/23/2021	11:10	C	WW				1	1

6 °C TG#60
On Ice YES NO
Samples Intact YES NO
TAG#33

Remarks

Relinquished	Date	Time	Relinquished	Date	Time
[signature]	4/26/21	17:30	GLS	04/27/21	1050
Received By:	**Date**	**Time**	**Received By:**	**Date**	**Time**
GLS	[signature]	[signature]	ROSEMARIE	04/27/21	1050

C1D3230
Rc'd: 04/27/2021 10:50
EVS

Corporate Offices & Laboratory
853 Corporation Street
Santa Paula, CA 93060
TEL: (805)392-2000
Env FAX: (805)525-4172 / Ag FAX: (805)392-2063
CA ELAP Certification No. 1573

Office & Laboratory
2500 Stagecoach Road
Stockton, CA 95215
TEL: (209)942-0182
FAX: (209)942-0423
CA ELAP Certification No. 1563

Office & Laboratory
563 E. Lindo Avenue
Chico, CA 95926
TEL: (530)343-5818
FAX: (530)343-3807
CA ELAP Certification No. 2670

Office & Laboratory
3442 Empresa Drive, Suite D
San Luis Obispo, CA 93401
TEL: (805)783-2940
FAX: (805)783-2912
CA ELAP Certification No. 2775

Office & Laboratory
9415 W. Goshen Avenue
Visalia, CA 93291
TEL: (559)734-9473
FAX: (559)734-8435
CA ELAP Certification No. 2810

May 10, 2021

Pat-Chem Laboratories
ATTN:Steven Jefferson
1824 1st St
San Fernando, CA 91340

Subject: Subcontract Analysis for FGL Lab No. SP 2105478

Enclosed please find results for the following sample(s) which were received by FGL.

- Sub Contracted-EPA 549 - Diquat

Please note that this analysis was performed by Eurofins Eaton Analytical, Inc. (ELAP Certified Laboratory)

Thank you for using FGL Environmental.

Sincerely,

Cindy Aguirre Digitally signed by Cindy Aguirre
Title: Customer Service Rep
Date: 2021-05-10

Enclosure

eurofins | Eaton Analytical

750 Royal Oaks Drive, Suite 100
Monrovia, California 91016-3629
Tel: (626) 386-1100
Fax: (866) 988-3757
1 800 566 LABS (1 800 566 5227)

ACCREDITED
CERTIFICATE #'s 5890.01 & 5890.02

Laboratory Report

for

FGL Environmental, Inc.
853 Corporation Street
Santa Paula, CA 93060
Attention: Cindy Aguirre
Fax: 805-525-4172

Date of Issue
05/04/2021

EUROFINS EATON ANALYTICAL, LLC

NELAP ACCREDITED TNI LABORATORY
Utah ELCP CA00006

Report: 931739
Project: DRINKING
Group: ORGANICS - EPA 500's

WV6M: Rosalynn Dang

Project Manager

* Accredited in accordance with TNI 2016 and ISO/IEC 17025:2017.
* Laboratory certifies that the test results meet all **TNI 2016 and ISO/IEC 17025:2017** requirements unless noted under the individual analysis.
* Following the cover page are State Certification List, ISO 17025 Accredited Method List, Acknowledgement of Samples Received, Comments, Hits Report, Data Report, QC Summary, QC Report and Regulatory Forms, as applicable.
* Test results relate only to the sample(s) tested.
* Test results apply to the sample(s) as received, unless otherwise noted in the comments report (ISO/IEC 17025:2017).
* This report shall not be reproduced except in full, without the written approval of the laboratory.
* This report includes ISO/IEC 17025 and non-ISO 17025 accredited methods.

STATE CERTIFICATION LIST

State	Certification Number	State	Certification Number
Alabama	41060	**Montana**	Cert 0035
Arizona	AZ0778	**Nebraska**	Certified
Arkansas	Certified	**Nevada**	CA000062018
California	2813	**New Hampshire ***	2959
Colorado	Certified	**New Jersey ***	CA 008
Connecticut	PH-0107	**New Mexico**	Certified
Delaware	CA 006	**New York ***	11320
Florida *	E871024	**North Carolina**	06701
Georgia	947	**North Dakota**	R-009
Guam	18-005R	**Oregon ***	CA200003-005
Hawaii	Certified	**Pennsylvania ***	68-565
Idaho	Certified	**Puerto Rico**	Certified
Illinois *	200033	**Rhode Island**	LAO00326
Indiana	C-CA-01	**South Carolina**	87016
Iowa - Asbestos	413	**South Dakota**	Certified
Kansas *	E-10268	**Tennessee**	TN02839
Kentucky	90107	**Texas ***	T104704230-18-15
Louisiana *	LA180000	**Utah (Primary AB) ***	CA00006
Maine	CA0006	**Vermont**	VT0114
Maryland	224	**Virginia ***	460260
Commonwealth of Northern Marianas Is.	MP0004	**Washington**	C838
Massachusetts	M-CA006	**EPA Region 5**	Certified
Michigan	9906	**Los Angeles County Sanitation Districts**	10264
Mississippi	Certified		

* NELAP/TNI Recognized Accreditation Bodies

Eurofins Eaton Analytical, LLC
750 Royal Oaks Drive, Suite 100
Monrovia, CA 91016-3629
T | 626-386-1100
F | 866-988-3757
www.EurofinsUS.com/Eaton

The tests listed below are accredited and meet the requirements of ISO/IEC 17025 as verified by the ANSI-ASQ National Accreditation Board/A2LA.
Refer to Certificate and scope of accreditation (5890) found at: https://www.eurofinsus.com/Eaton

SPECIFIC TESTS	METHOD OR TECHNIQUE USED	Environ-mental (Drinking Water)	Environ-mental (Waste Water)	Water as a Component of Food and Bev/Bev/ Bottled Water
1,2,3-TCP (5 PPT & 0.5 PPT)	CA SRL 524M-TCP	x		x
1,4-Dioxane	EPA 522	x		x
2,3,7,8-TCDD	Modified EPA 1613B	x		x
Acrylamide	In House Method (2440)	x		x
Algal Toxins/Microcystin	In House Method (3570)			
Alkalinity	SM 2320B	x	x	x
Ammonia	EPA 350.1		x	x
Ammonia	SM 4500-NH3 H		x	x
Anions and DBPs by IC	EPA 300.0	x	x	x
Anions and DBPs by IC	EPA 300.1	x		x
Asbestos	EPA 100.2	x	x	
BOD / CBOD	SM 5210B		x	x
Bromate	In House Method (2447)	x		x
Carbamates	EPA 531.2	x		x
Carbonate as CO3	SM 2330B	x	x	x
Carbonyls	EPA 556	x		x
COD	EPA 410.4 / SM 5220D		x	
Chloramines	SM 4500-CL G	x	x	x
Chlorinated Acids	EPA 515.4	x		x
Chlorinated Acids	EPA 555	x		x
Chlorine Dioxide	SM 4500-CLO2 D Palin Test	x		x
Chlorine -Total/Free/ Combined Residual	SM 4500-Cl G	x	x	x
Conductivity	EPA 120.1		x	
Conductivity	SM 2510B	x	x	x
Corrosivity (Langelier Index)	SM 2330B	x		x
Cyanide, Amenable	SM 4500-CN G	x	x	
Cyanide, Free	SM 4500CN F	x	x	x
Cyanide, Total	EPA 335.4	x	x	x
Cyanogen Chloride (screen)	In House Method (2470)	x		x
Diquat and Paraquat	EPA 549.2	x		x
DBP/HAA	SM 6251B	x		x
Dissolved Oxygen	SM 4500-O G		x	x
DOC	SM 5310C	x		x
E. Coli	(MTF/EC+MUG)	x		x
E. Coli	CFR 141.21(f)(6)(i)	x		x
E. Coli	SM 9223		x	
E. Coli (Enumeration)	SM 9221B.1/ SM 9221F	x		x
E. Coli (Enumeration)	SM 9223B	x		x
EDB/DCBP	EPA 504.1	x		
EDB/DBCP and DBP	EPA 551.1	x		x
EDTA and NTA	In House Method (2454)	x		x
Endothall	EPA 548.1	x		x
Endothall	In-house Method (2445)	x		x
Enterococci	SM 9230B	x	x	
Fecal Coliform	SM 9221 E (MTF/EC)	x		
Fecal Coliform	SM 9221C, E (MTF/EC)		x	
Fecal Coliform (Enumeration)	SM 9221E (MTF/EC)	x		x
Fecal Coliform with Chlorine Present	SM 9221E		x	
Fecal Streptococci	SM 9230B	x	x	
Fluoride	SM 4500-F C	x	x	x
Glyphosate	EPA 547	x		x
Glyphosate + AMPA	In House Method (3618)	x		x
Gross Alpha/Beta	EPA 900.0	x	x	x
Gross Alpha Coprecipitation	SM 7110 C	x	x	x
Hardness	SM 2340B	x	x	x
Heterotrophic Bacteria	In House Method (2439)	x		x
Heterotrophic Bacteria	SM 9215 B	x		x
Hexavalent Chromium	EPA 218.6	x	x	x
Hexavalent Chromium	EPA 218.7	x		x
Hexavalent Chromium	SM 3500-Cr B		x	
Hormones	EPA 539	x		x
Hydroxide as OH Calc.	SM 2330B	x		x
Kjeldahl Nitrogen	EPA 351.2		x	
Legionella	Legiolert	x		x
Mercury	EPA 200.8	x		x
Metals	EPA 200.7 / 200.8	x	x	x
Microcystin LR	ELISA (2360)	x		x
Microcystin, Total	EPA 546	x		x
NDMA	EEA/Agilent 521.1 In house method (2425)	x		x
Nitrate/Nitrite Nitrogen	EPA 353.2	x	x	x
OCL, Pesticides/PCB	EPA 505	x		x
Ortho Phosphate	EPA 365.1	x	x	x
Ortho Phosphorous	SM 4500P E	x		x
Oxyhalides Disinfection Byproducts	EPA 317.0	x		x
Perchlorate	EPA 331.0	x		x
Perchlorate (low and high)	EPA 314.0	x		x
Perfluorinated Alkyl Acids	EPA 537	x		x
Perfluorinated Polutant	In house Method (2434)	x		x
pH	EPA 150.1	x		
pH	SM 4500-H+B	x	x	x
Phenylurea Pesticides/ Herbicides	In House Method, based on EPA 532 (2448)	x		x
Pseudomonas	IDEXX Pseudalert (2461)	x		x
Radium-226	GA Institute of Tech	x		x
Radium-228	GA Institute of Tech	x		x
Radon-222	SM 7500RN	x		x
Residue, Filterable	SM 2540C	x	x	x
Residue, Non-filterable	SM 2540D		x	
Residue, Total	SM 2540B		x	x
Residue, Volatile	EPA 160.4		x	
Semi-VOC	EPA 525.2	x		x
Silica	SM 4500-Si D	x	x	
Silica	SM 4500-SiO2 C	x	x	
Sulfide	SM 4500-$S^{=}$ D		x	
Sulfite	SM 4500-SO^{3}B	x	x	x
Surfactants	SM 5540C	x	x	x
Taste and Odor Analytes	SM 6040E	x		x
Total Coliform (P/A)	SM 9221 A, B	x		x
Total Coliform (Enumeration)	SM 9221 A, B, C	x		x
Total Coliform / E. coli	Colisure SM 9223	x		x
Total Coliform	SM 9221B		x	
Total Coliform with Chlorine Present	SM 9221B		x	
Total Coliform / E.coli (P/A and Enumeration)	SM 9223	x		x
TOC	SM 5310C	x	x	x
TOX	SM 5320B		x	
Total Phenols	EPA 420.1		x	
Total Phenols	EPA 420.4	x	x	x
Total Phosphorous	SM 4500 P E		x	
Triazine Pesticides & Degradates	In House (3617)	x		x
Turbidity	EPA 180.1	x	x	x
Turbidity	SM 2130B	x	x	
Uranium by ICP/MS	EPA 200.8	x		x
UV 254	SM 5910B	x		
VOC	EPA 524.2	x		x
VOC	In House Method (2411)	x		x
Yeast and Mold	SM 9610	x		x
Field Sampling	N/A			

eurofins | Eaton Analytical

Acknowledgement of Samples Received

Addr: **FGL Environmental, Inc.**
853 Corporation Street
Santa Paula, CA 93060

Attn: Cindy Aguirre
Phone: 805-392-2012

Client ID: FGL
Folder #: 931739
Project: DRINKING
Sample Group: ORGANICS - EPA 500's

Project Manager: Rosalynn Dang
Phone: 626-386-1250
PO #: SP2105478

The following samples were received from you on **April 27, 2021** at **1023**. They have been scheduled for the tests listed below each sample. If this information is incorrect, please contact your service representative. Thank you for using Eurofins Eaton Analytical, LLC.

Sample #	Sample ID	Sample Date
202104270405	21D0536-01	04/23/2021 1110
	@DIQUAT	

Test Description

@DIQUAT -- Diquat and Paraquat

750 Royal Oaks Drive, Suite 100, Monrovia, CA 91016 Tel (626) 386-1100 Fax (866) 988-3757 www.EurofinsUS.com/Eaton

ENVIRONMENTAL FGL AGRICULTURAL
Analytical Chemists

2.1 ON ICE

Subcontract to Eurofins Eaton Analytical, Inc.

931739

CHAIN OF CUSTODY
AND ANALYSES REQUEST FORM

Chain of Custody Information

Lab Number:

Client: Fruit Growers Laboratory
Address: 853 Corporation St.
Santa Paula, CA 93060-3005

Phone: Fax:
Contact:
Project: **SP 2105478**
Purchase Order:

Sampler(s): Not Available

Compositor Setup Date: Time:

Samp Num	Location Description	Date Sampled	Time Sampled	Method of Sampling: Composite (C) Grab(G)	Type of Sample	Potable(P) Non-Potable(NP) Ag Waiver (AgW)	Bacti Type: Other(O) System(SYS) Source(SR) Waste(W)	Bacti Reason: Routine(ROUT) Repeat(RPT)	Replace(RPL) Other(O) Special(SPL)	Test Description(s): Sub Contracted-EPA 549 - Diquat 1000ml(AGT)
1	21D0536-01	04/23/2021	11:10	G	WW					1

Remarks

Relinquished	Date	Time	Relinquished	Date	Time	Relinquished	Date	Time
[signature]	4/26/21	17:30						
Received By:	**Date**	**Time**	**Received By:**	**Date**	**Time**	**Received By:**	**Date**	**Time**
GLS			[signature]	4/27/21	1023			

Corporate Offices & Laboratory
853 Corporation Street
Santa Paula, CA 93060
TEL: (805)392-2000
Env FAX: (805)525-4172 / Ag FAX: (805)392-2063
CA ELAP Certification No. 1573

Office & Laboratory
2500 Stagecoach Road
Stockton, CA 95215
TEL: (209)942-0182
FAX: (209)942-0423
CA ELAP Certification No. 1563

Office & Laboratory
563 E. Lindo Avenue
Chico, CA 95926
TEL: (530)343-5818
FAX: (530)343-3807
CA ELAP Certification No. 2670

Office & Laboratory
3442 Empresa Drive, Suite D
San Luis Obispo, CA 93401
TEL: (805)783-2940
FAX: (805)783-2912
CA ELAP Certification No. 2775

Office & Laboratory
9415 W. Goshen Avenue
Visalia, CA 93291
TEL: (559)734-9473
FAX: (559)734-8435
CA ELAP Certification No. 2810

eurofins | Eaton Analytical

INTERNAL CHAIN OF CUSTODY RECORD

EEA Folder Number: 931739

SAMPLE TEMP RECEIVED:

Note: If samples are out of temperature range, let the ASMs know. ASMs will determine whether to proceed with analysis or not.

SAMPLES REC'D DAY OF COLLECTION? Yes / No

IR Gun ID = 10319 (Observation= 2.1 °C) (Corr.Factor +0.0 °C) (Final = 2.1 °C)

TYPE OF ICE: Real ✓ Synthetic _____ No Ice _____ **CONDITION OF ICE:** Frozen ✓ Partially Frozen _____ Thawed _____ N/A _____

METHOD OF SHIPMENT: Pick-Up / Walk-In / FedEx / UPS / DHL / Area Fast / Top Line / Other: GLS

Compliance Acceptance Criteria:

1) **Chemistry:** >0, ≤ 6°C, not frozen (NELAP) (if received after 24 hrs of sample collection)

2) **Microbiology, Distribution:** < 10°C, not frozen (can be ≥10°C if received on ice the same day as sample collection, within 8 hours)

3) **Microbiology, Surface Water:** < 10°C (if received after 2 hours of sample collection)

If out of temperature range for both Chemistry and Microbiology samples and temperature does not confirm, then measure the temperature of each quadrant and record each temperature of the quadrants

1 = (Observation= _____ °C) (Corr.Factor _____ °C) (Final = _____ °C)	2 = (Observation= _____ °C) (Corr.Factor _____ °C) (Final = _____ °C)
3 = (Observation= _____ °C) (Corr.Factor _____ °C) (Final = _____ °C)	4 = (Observation= _____ °C) (Corr.Factor _____ °C) (Final = _____ °C)

4 **Dioxin (1613 or 2,3,7,8 TCDD):** must be between 0-4 °C, not frozen (if received after 24 hrs of sample collection)

5) **pH Check.** Manufacturer: _____ Lot Number: _____ pH strip type: 0 - 14 or _____ Expiration Date _____ Results: _____

6) **Chlorine check.** Manufacturer: Sansafe. Lot No.: _____ Expiration Date: _____ Results _____

7) **VOA and Radon Headspace:** **No Samples with Headspace:** ☐ **Samples with Headspace (see below):** ☐

Headspace Documentation (use additional VOC and Radon Internal COFC for additional bottles)

Exempt from headspace concerns: Methods 515.4, HAA(6251,552), 505, SPME, @CH, 532LCMS, 556, 536, Anatoxin, LCMS methods using 40 ml vials, International clients:

Samp ID	Bottle #	None/<6 mm	>6mm

Samp ID	Bottle #	None/<6 mm	>6mm

Samp ID	Bottle #	None/<6 mm	>6mm

Samp ID	Bottle #	None/<6 mm	>6mm

Note Sample IDs which have dissimilar headspace (i.e. potential sampling errors): _____

	SIGNATURE	PRINT NAME	COMPANY/TITLE	DATE	TIME
RECEIVED BY:	Chris Brooks	Chris Brooks	Eurofins Eaton Analytical	4.27.21	1023

GLS

800-322-5555
www.gls-us.com

Ship From
FRUIT GROWERS LABORATORY, INC.
BRANDON QUELL
853 CORPORATION ST
SANTA PAULA, CA 93060

Ship To
EUROFINS EATON ANALYTICAL
ATTN: MONICA VANNATTA
750 ROYAL OAKS DRIVE STE#100
MONROVIA, CA 91016

COD: $0.00
Weight: 12 lb(s)
Reference:
SP2105478-4/26/21-BQ
Delivery Instructions:

Signature Type: STANDARD

Tracking #: 553093147

PDS

MONROVIA

S91016A

40885531

NWK CA906-FD0

Print Date: 4/26/2021 3:48 PM

LABEL INSTRUCTIONS:

Do not copy or reprint this label for additional shipments - each package must have a unique barcode.
Step 1: Use the "Print Label" button on this page to print the shipping label on a laser or inkjet printer.
Step 2: Fold this page in half.
Step 3: Securely attach this label to your package and do not cover the barcode.

TERMS AND CONDITIONS:

By giving us your shipment to deliver, you agree to all of the General Logistics Systems US, Inc. (GLS) service terms & conditions including, but not limited to; limits of liability, declared value conditions, and claim procedures which are available on our website at www.gls-us.com.

eurofins | Eaton Analytical

Tel: (626) 386-1100
Fax: (866) 988-3757
1 800 566 LABS (1 800 566 5227)

Laboratory Comments

Report: 931739
Project: DRINKING
Group: ORGANICS - EPA 500's

FGL Environmental, Inc.
Cindy Aguirre
853 Corporation Street
Santa Paula, CA 93060

Flags Legend:

QP - Q10-Sample received in an inappropriate sample container.

The Comments Report may be blank if there are no comments for this report.

eurofins | Eaton Analytical

Tel: (626) 386-1100
Fax: (866) 988-3757
1 800 566 LABS (1 800 566 5227)

Laboratory Hits

Report: 931739
Project: DRINKING
Group: ORGANICS - EPA 500's

FGL Environmental, Inc.
Cindy Aguirre
853 Corporation Street
Santa Paula, CA 93060

Samples Received on:
04/27/2021 1023

Analyzed	Analyte	Sample ID	Result	Federal MCL	Units	MRL

SUMMARY OF POSITIVE DATA ONLY

eurofins | Eaton Analytical

Tel: (626) 386-1100
Fax: (866) 988-3757
1 800 566 LABS (1 800 566 5227)

Laboratory Data

Report: 931739
Project: DRINKING
Group: ORGANICS - EPA 500's

FGL Environmental, Inc.
Cindy Aguirre
853 Corporation Street
Santa Paula, CA 93060

Samples Received on:
04/27/2021 1023

Prepped	Analyzed	Prep Batch	Analytical Batch	Method	Analyte	Result	Units	MRL	Dilution
21D0536-01 (202104270405)							**Sampled on 04/23/2021 1110**		
			EPA 549.2 - Diquat and Paraquat						
04/29/21	05/02/21 18:53	1324165	1324884	(EPA 549.2)	Diquat	ND (QP)	ug/L	0.40	1
04/29/21	05/02/21 18:53	1324165	1324884	(EPA 549.2)	Paraquat	ND (QP)	ug/L	2.0	1

Rounding on totals after summation.
(c) - indicates calculated results. Analysis is a calculated result. Reported results are not rounded until the final step before reporting. Therefore methods that use a test result with further calculation may have slight differences in final result than the component analyses.

eurofins | Eaton Analytical

Tel: (626) 386-1100
Fax: (866) 988-3757
1 800 566 LABS (1 800 566 5227)

Laboratory QC Summary

Report: 931739
Project: DRINKING
Group: ORGANICS - EPA 500's

FGL Environmental, Inc.

Diquat and Paraquat

Prep Batch: 1324165 **Analytical Batch: 1324884** **Analysis Date: 05/02/2021**

202104270405 21D0536-01 Analyzed by: XWO

eurofins | Eaton Analytical

Tel: (626) 386-1100
Fax: (866) 988-3757
1 800 566 LABS (1 800 566 5227)

Laboratory QC

Report: 931739
Project: DRINKING
Group: ORGANICS - EPA 500's

FGL Environmental, Inc.

QC Type	Analyte	Native	Spiked	Recovered	Units	Yield(%)	Limits (%)	RPD Limit(%)	RPD%
Diquat and Paraquat by EPA 549.2									
Analytical Batch: 1324884						**Analysis Date: 05/02/2021**			
CCCH	Diquat		10	10.3	ug/L	103	(80-120)		
CCCL	Diquat		0.4	0.423	ug/L	106	(50-150)		
CCCM	Diquat		4	4.11	ug/L	103	(80-120)		
LCS1	Diquat		5	4.27	ug/L	86	(70-130)		
MBLK	Diquat			<0.4	ug/L				
MRLLW	Diquat		0.4	0.337	ug/L	84	(50-150)		
MS_202010060559	Diquat	ND	5	4.58	ug/L	92	(70-130)		
MS2_202104270065	Diquat	ND	5	4.14	ug/L	83	(70-130)		
MSD_202010060559	Diquat	ND	5	4.38	ug/L	88	(70-130)	20	4.4
CCCH	Paraquat		10	9.51	ug/L	95	(80-120)		
CCCL	Paraquat		2	1.84	ug/L	92	(50-150)		
CCCM	Paraquat		4	3.56	ug/L	89	(80-120)		
LCS1	Paraquat		5	4.12	ug/L	82	(70-130)		
MBLK	Paraquat			<2	ug/L				
MRL_CHK	Paraquat		2	1.74	ug/L	87	(50-150)		
MS_202010060559	Paraquat	ND	5	4.50	ug/L	90	(70-130)		
MS2_202104270065	Paraquat	ND	5	3.85	ug/L	77	(70-130)		
MSD_202010060559	Paraquat	ND	5	4.31	ug/L	86	(70-130)	20	4.3

Spike recovery is already corrected for native results.
Spikes which exceed Limits and Method Blanks with positive results are highlighted by Underlining.
Criteria for MS and Dup are advisory only, batch control is based on LCS. Criteria for duplicates are advisory only, unless otherwise specified in the method.
RPD not calculated for LCS2 when different a concentration than LCS1 is used.
RPD not calculated for Duplicates when the result is not five times the MRL (Minimum Reporting Level).
(S) - Indicates surrogate compound.
(I) - Indicates internal standard compound.

May 17, 2021

Pat-Chem Laboratories
ATTN:Steven Jefferson
1824 1st St
San Fernando, CA 91340

Subject: Subcontract Analysis for FGL Lab No. SP 2105478

Enclosed please find results for the following sample(s) which were received by FGL.

- Sub Contracted-Strontium 90

Please note that this analysis was performed by Pace Analytical (ELAP Certified Laboratory)

Thank you for using FGL Environmental.

Sincerely,

Cindy Aguirre Digitally signed by Cindy Aguirre
Title: Customer Service Rep
Date: 2021-05-17

Enclosure

Pace Analytical Services, LLC
1638 Roseytown Road - Suites 2,3,4
Greensburg, PA 15601
(724)850-5600

May 17, 2021

Cindy Aguirre
FGL Environmental, Inc.
853 Corporation St.
Santa Paula, CA 930603005

RE: Project: SP 2105478
Pace Project No.: 30417664

Dear Cindy Aguirre:

Enclosed are the analytical results for sample(s) received by the laboratory on April 26, 2021. The results relate only to the samples included in this report. Results reported herein conform to the applicable TNI/NELAC Standards and the laboratory's Quality Manual, where applicable, unless otherwise noted in the body of the report.

The test results provided in this final report were generated by each of the following laboratories within the Pace Network:

- Pace Analytical Services - Greensburg

If you have any questions concerning this report, please feel free to contact me.

Sincerely,

Jacquelyn Collins
jacquelyn.collins@pacelabs.com
(724)850-5612
Project Manager

Enclosures

This report shall not be reproduced, except in full,
without the written consent of Pace Analytical Services, LLC.

Pace Analytical Services, LLC
1638 Roseytown Road - Suites 2,3,4
Greensburg, PA 15601
(724)850-5600

CERTIFICATIONS

Project: SP 2105478
Pace Project No.: 30417664

Pace Analytical Services Pennsylvania
1638 Roseytown Rd Suites 2,3&4, Greensburg, PA 15601
ANAB DOD-ELAP Rad Accreditation #: L2417
Alabama Certification #: 41590
Arizona Certification #: AZ0734
Arkansas Certification
California Certification #: 04222CA
Colorado Certification #: PA01547
Connecticut Certification #: PH-0694
Delaware Certification
EPA Region 4 DW Rad
Florida/TNI Certification #: E87683
Georgia Certification #: C040
Florida: Cert E871149 SEKS WET
Guam Certification
Hawaii Certification
Idaho Certification
Illinois Certification
Indiana Certification
Iowa Certification #: 391
Kansas/TNI Certification #: E-10358
Kentucky Certification #: KY90133
KY WW Permit #: KY0098221
KY WW Permit #: KY0000221
Louisiana DHH/TNI Certification #: LA180012
Louisiana DEQ/TNI Certification #: 4086
Maine Certification #: 2017020
Maryland Certification #: 308
Massachusetts Certification #: M-PA1457
Michigan/PADEP Certification #: 9991
Missouri Certification #: 235
Montana Certification #: Cert0082
Nebraska Certification #: NE-OS-29-14
Nevada Certification #: PA014572018-1
New Hampshire/TNI Certification #: 297617
New Jersey/TNI Certification #: PA051
New Mexico Certification #: PA01457
New York/TNI Certification #: 10888
North Carolina Certification #: 42706
North Dakota Certification #: R-190
Ohio EPA Rad Approval: #41249
Oregon/TNI Certification #: PA200002-010
Pennsylvania/TNI Certification #: 65-00282
Puerto Rico Certification #: PA01457
Rhode Island Certification #: 65-00282
South Dakota Certification
Tennessee Certification #: 02867
Texas/TNI Certification #: T104704188-17-3
Utah/TNI Certification #: PA014572017-9
USDA Soil Permit #: P330-17-00091
Vermont Dept. of Health: ID# VT-0282
Virgin Island/PADEP Certification
Virginia/VELAP Certification #: 9526
Washington Certification #: C868
West Virginia DEP Certification #: 143
West Virginia DHHR Certification #: 9964C
Wisconsin Approve List for Rad
Wyoming Certification #: 8TMS-L

This report shall not be reproduced, except in full,
without the written consent of Pace Analytical Services, LLC.

Pace Analytical Services, LLC
1638 Roseytown Road - Suites 2,3,4
Greensburg, PA 15601
(724)850-5600

SAMPLE SUMMARY

Project: SP 2105478
Pace Project No.: 30417664

Lab ID	Sample ID	Matrix	Date Collected	Date Received
30417664001	**21D0536-01**	Water	04/23/21 11:10	04/26/21 10:15

REPORT OF LABORATORY ANALYSIS

This report shall not be reproduced, except in full,
without the written consent of Pace Analytical Services, LLC.

Pace Analytical Services, LLC
1638 Roseytown Road - Suites 2,3,4
Greensburg, PA 15601
(724)850-5600

SAMPLE ANALYTE COUNT

Project: SP 2105478
Pace Project No.: 30417664

Lab ID	Sample ID	Method	Analysts	Analytes Reported
30417664001	**21D0536-01**	EPA 905.0	JJY	1

PASI-PA = Pace Analytical Services - Greensburg

REPORT OF LABORATORY ANALYSIS

This report shall not be reproduced, except in full,
without the written consent of Pace Analytical Services, LLC.

Pace Analytical Services, LLC
1638 Roseytown Road - Suites 2,3,4
Greensburg, PA 15601
(724)850-5600

ANALYTICAL RESULTS - RADIOCHEMISTRY

Project: SP 2105478
Pace Project No.: 30417664

Sample: 21D0536-01 **Lab ID: 30417664001** Collected: 04/23/21 11:10 Received: 04/26/21 10:15 Matrix: Water
PWS: Site ID: Sample Type:
Comments: •

Parameters	Method	Act ± Unc (MDC) Carr Trac	Units	Analyzed	CAS No.	Qual
		Pace Analytical Services - Greensburg				
Strontium-90	EPA 905.0	**-0.175 ± 0.438 (1.08) C:102% T:NA**	pCi/L	05/10/21 08:12	10098-97-2	

REPORT OF LABORATORY ANALYSIS

This report shall not be reproduced, except in full,
without the written consent of Pace Analytical Services, LLC.

Pace Analytical Services, LLC
1638 Roseytown Road - Suites 2,3,4
Greensburg, PA 15601
(724)850-5600

QUALITY CONTROL - RADIOCHEMISTRY

Project: SP 2105478
Pace Project No.: 30417664

QC Batch: 446084
QC Batch Method: EPA 905.0
Analysis Method: EPA 905.0
Analysis Description: 905.0 Strontium 89/90
Laboratory: Pace Analytical Services - Greensburg
Associated Lab Samples: 30417664001

METHOD BLANK: 2153120 Matrix: Water
Associated Lab Samples: 30417664001

Parameter	Act ± Unc (MDC) Carr Trac	Units	Analyzed	Qualifiers
Strontium-90	-0.01000 ± 0.187 (0.472) C:110% T:NA	pCi/L	05/07/21 08:14	

Results presented on this page are in the units indicated by the "Units" column except where an alternate unit is presented to the right of the result.

REPORT OF LABORATORY ANALYSIS

This report shall not be reproduced, except in full,
without the written consent of Pace Analytical Services, LLC.

Pace Analytical Services, LLC
1638 Roseytown Road - Suites 2,3,4
Greensburg, PA 15601
(724)850-5600

QUALIFIERS

Project: SP 2105478
Pace Project No.: 30417664

DEFINITIONS

DF - Dilution Factor, if reported, represents the factor applied to the reported data due to dilution of the sample aliquot.

ND - Not Detected at or above adjusted reporting limit.

TNTC - Too Numerous To Count

J - Estimated concentration above the adjusted method detection limit and below the adjusted reporting limit.

MDL - Adjusted Method Detection Limit.

PQL - Practical Quantitation Limit.

RL - Reporting Limit - The lowest concentration value that meets project requirements for quantitative data with known precision and bias for a specific analyte in a specific matrix.

S - Surrogate

1,2-Diphenylhydrazine decomposes to and cannot be separated from Azobenzene using Method 8270. The result for each analyte is a combined concentration.

Consistent with EPA guidelines, unrounded data are displayed and have been used to calculate % recovery and RPD values.

LCS(D) - Laboratory Control Sample (Duplicate)

MS(D) - Matrix Spike (Duplicate)

DUP - Sample Duplicate

RPD - Relative Percent Difference

NC - Not Calculable.

SG - Silica Gel - Clean-Up

U - Indicates the compound was analyzed for, but not detected.

N-Nitrosodiphenylamine decomposes and cannot be separated from Diphenylamine using Method 8270. The result reported for each analyte is a combined concentration.

Act - Activity

Unc - Uncertainty: For Safe Drinking Water Act (SDWA) analyses, the reported Unc. Is the calculated Count Uncertainty (95% confidence interval) using a coverage factor of 1.96. For all other matrices (non-SDWA), the reported Unc. is the calculated Expanded Uncertainty (aka Combined Standard Uncertainty, CSU), reported at the 95% confidence interval using a coverage factor of 1.96.

Gamma Spec: The Unc. reported for all gamma-spectroscopy analyses (EPA 901.1), is the calculated Expanded Uncertainty (CSU) at the 95.4% confidence interval, using a coverage factor of 2.0.

(MDC) - Minimum Detectable Concentration

Trac - Tracer Recovery (%)

Carr - Carrier Recovery (%)

Pace Analytical is TNI accredited. Contact your Pace PM for the current list of accredited analytes.

TNI - The NELAC Institute.

This report shall not be reproduced, except in full,
without the written consent of Pace Analytical Services, LLC.

ENVIRONMENTAL FGL AGRICULTURAL
Analytical Chemists

Subcontract to Pace Analytical

CHAIN OF CUSTODY
AND ANALYSES REQUEST FORM

Chain of Custody Information

Lab Number:

Client: Fruit Growers Laboratory
Address: 853 Corporation St.
Santa Paula, CA 93060-3005

Phone: Fax:
Contact:
Project: **SP 2105478**
Purchase Order:

Sampler(s): Not Available

Compositor Setup Date: Time:

Sample Information / **Test Description(s)**

WO#: 30417664
30417664

Samp Num	Location Description	Date Sampled	Time Sampled	Method of Sampling: Composite (C) Grab(G)	Type of Sample	Potable(P) Non-Potable(NP) Ag Waiver (AgW)	Bacti Type: Other(O) System(SYS) Source(SR) Waste(W)	Bacti Reason: Routine(ROUT) Repeat(RPT) Replace(RPL) Other(O) Special(SPL)	Sub Contracted-Strontium 90	Quote: 20200923JRH-1 32oz(P)- HNO3								
1	21D0536-01	04/23/2021	11:10	G	WW					1								001

Remarks	Relinquished	Date	Time	Relinquished	Date	Time	Relinquished	Date	Time
	[signature]	4/26/21	17:30						
	Received By: GLS	Date	Time	Received By:	Date	Time	Received By: A Flock	Date 4/26/21	Time 10:15

Corporate Offices & Laboratory
853 Corporation Street
Santa Paula, CA 93060
TEL: (805)392-2000
Env FAX: (805)525-4172 / Ag FAX: (805)392-2063
CA ELAP Certification No. 1573

Office & Laboratory
2500 Stagecoach Road
Stockton, CA 95215
TEL: (209)942-0182
FAX: (209)942-0423
CA ELAP Certification No. 1563

Office & Laboratory
563 E. Lindo Avenue
Chico, CA 95926
TEL: (530)343-5818
FAX: (530)343-3807
CA ELAP Certification No. 2670

Office & Laboratory
3442 Empresa Drive, Suite D
San Luis Obispo, CA 93401
TEL: (805)783-2940
FAX: (805)783-2912
CA ELAP Certification No. 2775

Office & Laboratory
9415 W. Goshen Avenue
Visalia, CA 93291
TEL: (559)734-9473
FAX: (559)734-8435
CA ELAP Certification No. 2810

Pittsburgh Lab Sample Condition Upon Receipt

Pace Analytical

Client Name: FGL Project #

WO#: 30417664

PM: JAC Due Date: 05/17/21

CLIENT: FGL

Courier: ☐ Fed Ex ☑ UPS ☐ USPS ☐ Client ☐ Commercial ☐ Pace Other

Label AF

Tracking #: 1Z992031136074026 8

LIMS Login

Custody Seal on Cooler/Box Present: ☐ yes ☑ no Seals intact: ☐ yes ☑ no

Thermometer Used N/A Type of Ice: Wet Blue (None)

Cooler Temperature Observed Temp — °C Correction Factor: — °C Final Temp: — °C

Temp should be above freezing to 6°C

Comments:	Yes	No	N/A	pH paper Lot# 1001101 / Date and Initials of person examining contents: 04/27/21 AF
Chain of Custody Present:	✓			1.
Chain of Custody Filled Out:	✓			2.
Chain of Custody Relinquished:	✓			3.
Sampler Name & Signature on COC:		✓		4.
Sample Labels match COC: -Includes date/time/ID Matrix: WT	✓			5.
Samples Arrived within Hold Time:	✓			6.
Short Hold Time Analysis (<72hr remaining):		✓		7.
Rush Turn Around Time Requested:		✓		8.
Sufficient Volume:	✓			9.
Correct Containers Used:	✓			10.
-Pace Containers Used:		✓		
Containers Intact:	✓			11.
Orthophosphate field filtered			✓	12.
Hex Cr Aqueous sample field filtered			✓	13.
Organic Samples checked for dechlorination:			✓	14.
Filtered volume received for Dissolved tests			✓	15.
All containers have been checked for preservation. exceptions: VOA, coliform, TOC, O&G, Phenolics, Radon, Non-aqueous matrix	✓			16. pH<2
All containers meet method preservation requirements.	✓			Initial when completed AF / Date/time of preservation / Lot # of added preservative
Headspace in VOA Vials (>6mm):			✓	17.
Trip Blank Present:		✓		18.
Trip Blank Custody Seals Present			✓	
Rad Samples Screened < 0.5 mrem/hr	✓			Initial when completed: AF / Date: 4/27/21 / Survey Meter SN: 1503

Client Notification/ Resolution:

Person Contacted: Date/Time: Contacted By:

Comments/ Resolution:

☐ **A check in this box indicates that additional information has been stored in ereports.**

Note: Whenever there is a discrepancy affecting North Carolina compliance samples, a copy of this form will be sent to the North Carolina DEHNR Certification Office (i.e. out of hold, incorrect preservative, out of temp, incorrect containers)

*PM review is documented electronically in LIMS. When the Project Manager closes the SRF Review schedule in LIMS. The review is in the Status section of the Workorder Edit Screen.

SUBCONTRACT ORDER

Pat-Chem Laboratories

21D0536

2105478

SENDING LABORATORY:

Pat-Chem Laboratories
1824 First Street
San Fernando, CA 91340
Phone: 818-639-5300
Fax: 818-639-5306
Project Manager: Stephen Berentsen

RECEIVING LABORATORY:

Fruit Growers - FGL
853 Corporation Street
Santa Paula, CA 93060
Phone :(805) 525-3824
Fax: (805) 525-4172

Analysis	Due	Expires	Laboratory ID	Comments
Sample ID: 21D0536-01 WASTE Water	**Sampled: 23-Apr-21 11:10**			**Wastewater/IPC [MCC] EFF-Quarterly**
Tritium (Sub)	10-May-21 12:00	25-Apr-21 11:10		
Sr-90 (Strontium 90) (Sub)	10-May-21 12:00	20-Oct-21 11:10		
Radium 226 228 (Sub)	10-May-21 12:00	20-Oct-21 11:10		
Perchlorate 314.0 (Sub)	10-May-21 12:00	21-May-21 11:10		
Gross beta SUB	10-May-21 12:00	20-Oct-21 11:10		
Gross alpha SUB	10-May-21 12:00	20-Oct-21 11:10		
549 Diquat (Sub)	10-May-21 12:00	30-Apr-21 11:10		
548.1 Endothall (Sub)	10-May-21 12:00	30-Apr-21 11:10		
547 Glyphosate (Sub)	10-May-21 12:00	07-May-21 11:10		
Containers Supplied:				

Released By	Date	Received By	Date
	APR 23 2021		
Released By	Date	Received By	Date

10C

ENVIRONMENTAL FGL AGRICULTURAL
Analytical Chemists

Subcontract to Pace Analytical

CHAIN OF CUSTODY
AND ANALYSES REQUEST FORM

Chain of Custody Information

Lab Number:

Client: Fruit Growers Laboratory
Address: 853 Corporation St.
Santa Paula, CA 93060-3005

Phone: Fax:
Contact:
Project: **SP 2105478**
Purchase Order:

Sampler(s): Not Available

Compositor Setup Date: Time:

Sample Information

Test Description(s)

Samp Num	Location Description	Date Sampled	Time Sampled	Method of Sampling: Composite (C) Grab(G)	Type of Sample	Potable(P) Non-Potable(NP) Ag Waiver (AgW)	Bacti Type: Other(O) System(SYS) Source(SR) Waste(W)	Bacti Reason: Routine(ROUT) Repeat(RPT) Replace(RPL) Other(O) Special(SPL)	Sub Contracted-Strontium 90 Quote: 20200923JRH-1 32oz(P)- HNO3								
1	21D0536-01	04/23/2021	11:10	G	WW				1								

Remarks	Relinquished	Date	Time	Relinquished	Date	Time	Relinquished	Date	Time
	Received By:	Date	Time	Received By:	Date	Time	Received By:	Date	Time

Corporate Offices & Laboratory
853 Corporation Street
Santa Paula, CA 93060
TEL: (805)392-2000
Env FAX: (805)525-4172 / Ag FAX: (805)392-2063
CA ELAP Certification No. 1573

Office & Laboratory
2500 Stagecoach Road
Stockton, CA 95215
TEL: (209)942-0182
FAX: (209)942-0423
CA ELAP Certification No. 1563

Office & Laboratory
563 E. Lindo Avenue
Chico, CA 95926
TEL: (530)343-5818
FAX: (530)343-3807
CA ELAP Certification No. 2670

Office & Laboratory
3442 Empresa Drive, Suite D
San Luis Obispo, CA 93401
TEL: (805)783-2940
FAX: (805)783-2912
CA ELAP Certification No. 2775

Office & Laboratory
9415 W. Goshen Avenue
Visalia, CA 93291
TEL: (559)734-9473
FAX: (559)734-8435
CA ELAP Certification No. 2810

ENVIRONMENTAL AGRICULTURAL
Analytical Chemists

Subcontract to Babcock Laboratories, Inc.

CHAIN OF CUSTODY
AND ANALYSES REQUEST FORM

Chain of Custody Information

Lab Number:

Client: Fruit Growers Laboratory
Address: 853 Corporation St.
Santa Paula, CA 93060-3005

Phone: Fax:
Contact:
Project: **SP 2105478**
Purchase Order:

Sampler(s): Not Available

Compositor Setup Date: Time:

Samp Num	Location Description	Date Sampled	Time Sampled	Method of Sampling: Composite (C) Grab(G)	Type of Sample	Potable(P) Non-Potable(NP) Ag Waiver (AgW)	Bacti Type: Other(O) System(SYS) Source(SR) Waste(W)	Bacti Reason: Routine(ROUT) Repeat(RPT) Replace(RPL) Other(O) Special(SPL)	Sub Contracted-EPA 548 - Endothal 1000ml(AGT)	Sub Contracted-EPA 547 - Glyphosate 1000ml(AGT)							
1	21D0536-01	04/23/2021	11:10	G	WW				1	1							

Test Description(s)

Remarks	Relinquished	Date	Time	Relinquished	Date	Time	Relinquished	Date	Time
	Received By:	Date	Time	Received By:	Date	Time	Received By:	Date	Time

Corporate Offices & Laboratory
853 Corporation Street
Santa Paula, CA 93060
TEL: (805)392-2000
Env FAX: (805)525-4172 / Ag FAX: (805)392-2063
CA ELAP Certification No. 1573

Office & Laboratory
2500 Stagecoach Road
Stockton, CA 95215
TEL: (209)942-0182
FAX: (209)942-0423
CA ELAP Certification No. 1563

Office & Laboratory
563 E. Lindo Avenue
Chico, CA 95926
TEL: (530)343-5818
FAX: (530)343-3807
CA ELAP Certification No. 2670

Office & Laboratory
3442 Empresa Drive, Suite D
San Luis Obispo, CA 93401
TEL: (805)783-2940
FAX: (805)783-2912
CA ELAP Certification No. 2775

Office & Laboratory
9415 W. Goshen Avenue
Visalia, CA 93291
TEL: (559)734-9473
FAX: (559)734-8435
CA ELAP Certification No. 2810

ENVIRONMENTAL FGL AGRICULTURAL
Analytical Chemists

Subcontract to
Eurofins Eaton Analytical, Inc.

CHAIN OF CUSTODY
AND ANALYSES REQUEST FORM

Chain of Custody Information

Lab Number:

Client: Fruit Growers Laboratory
Address: 853 Corporation St.
Santa Paula, CA 93060-3005

Phone: Fax:
Contact:
Project: **SP 2105478**
Purchase Order:

Sampler(s): Not Available

Compositor Setup Date: Time:

Samp Num	Location Description	Date Sampled	Time Sampled	Method of Sampling: Composite (C) Grab(G)	Type of Sample	Potable(P) Non-Potable(NP) Ag Waiver (AgW)	Bacti Type: Other(O) System(SYS) Source(SR) Waste(W)	Bacti Reason: Routine(ROUT) Repeat(RPT) Replace(RPL) Other(O) Special(SPL)	Test Description(s): Sub Contracted-EPA 549 - Diquat 1000ml(AGT)								
1	21D0536-01	04/23/2021	11:10	G	WW				1								

Remarks

Relinquished	Date	Time	Relinquished	Date	Time	Relinquished	Date	Time
Received By:	Date	Time	Received By:	Date	Time	Received By:	Date	Time

Corporate Offices & Laboratory
853 Corporation Street
Santa Paula, CA 93060
TEL: (805)392-2000
Env FAX: (805)525-4172 / Ag FAX: (805)392-2063
CA ELAP Certification No. 1573

Office & Laboratory
2500 Stagecoach Road
Stockton, CA 95215
TEL: (209)942-0182
FAX: (209)942-0423
CA ELAP Certification No. 1563

Office & Laboratory
563 E. Lindo Avenue
Chico, CA 95926
TEL: (530)343-5818
FAX: (530)343-3807
CA ELAP Certification No. 2670

Office & Laboratory
3442 Empresa Drive, Suite D
San Luis Obispo, CA 93401
TEL: (805)783-2940
FAX: (805)783-2912
CA ELAP Certification No. 2775

Office & Laboratory
9415 W. Goshen Avenue
Visalia, CA 93291
TEL: (559)734-9473
FAX: (559)734-8435
CA ELAP Certification No. 2810

Condition Upon Receipt (Attach to COC)

Sample Receipt at SP:

1. Number of ice chests/packages received: **OTC**
2. Shipper tracking numbers _____
3. Were samples received in a chilled condition?
   Temps: **ROI** / **10C** / _____ / _____ / _____ / _____ / _____
4. Surface water (SWTR) bact samples: A sample that has a temperature upon receipt of >10C, whether iced or not, should be flagged unless the time since sample collection has been less than two hours.
5. Do the number of bottles received agree with the COC? **Yes** **No** **N/A**
6. Verify sample date, time, sampler **Yes** **No** **N/A**
7. Were the samples received intact? (i.e. no broken bottles, leaks, etc.) **Yes** **No**
8. Were sample custody seals intact? **Yes** **No** **N/A**

Sample Verification, Labeling and Distribution:

1. Were all requested analyses understood and acceptable? **Yes** **No**
2. Did bottle labels correspond with the client's ID's? **Yes** **No**
3. Were all bottles requiring sample preservation properly preserved? **Yes** **No** **N/A** **FGL**
   [Exception: Oil & Grease, VOA and CrVI verified in lab]
4. VOAs checked for Headspace? **Yes** **No** **N/A**
5. Were all analyses within holding times at time of receipt? **Yes** **No**
6. Have rush or project due dates been checked and accepted? **Yes** **No** **N/A**

Include a copy of the COC for lab delivery. (Bacti. Inorganics and Radio)

Sample Receipt, Login and Verification completed by:

Reviewed and Approved By **Shawn Peck** Digitally signed by Shawn Peck
Title: Sample Receiving
Date: 04/26/2021-08:32:37

Discrepency Documentation:

Any items above which are "No" or do not meet specifications (i.e. temps) must be resolved.

1. Person Contacted: _____ Phone Number: _____
   Initiated By: _____ Date: _____
   Problem:

   Resolution:

2. Person Contacted: _____ Phone Number: _____
   Initiated By: _____ Date: _____
   Problem:

   Resolution:

(2012670)
Pat-Chem Laboratories
SP 2105478
SRP-04/26/2021-08:32:37

Pat-Chem Laboratories
1824 1st Street
San Fernando, CA 91340

CHAIN OF CUSTODY RECORD

Phone (818) 639-5300
Fax (818) 639-5306

Environmental Sample

Sample I.D.#: 21D0536

Customer: IPC - Integrated Performance Consultants, Inc.
Project: (MCC) EFF - Quarterly

Address: 9297 Research Drive
Irvine CA 92618
Sampled by: Mario Aguirre
Report Attention: Ric Vardel / Golan Kfir
P.O. #:
Phone #: 949-382-9067

Sample Description	Date Sampled	Time Sampled	# of bottles	Required Tests	Sample Type	Matrix	Bottle Type	Preserve	Field Data (pH / Temperature) pH Field / Lab
EFF	4/23/21	11:10	1	Ag, Al, As, Ba, Be, Ca, Cd, Cr, Cu, Fe, Mn, Hg, Ni, Sb, Se, Tl, U, Zn	Grab	AQ	1L P	HN	7.7/20.6
"	"	"	1	Fluoride, Bromate, Chlorite, Color, Odor, pH, Conductivity, Alkalinity, Temperature	Grab	AQ	1/2 Gal. P	4°C	
"	"	"	1	Cyanide	Grab	AQ	250 P	OH, AA	
"	"	"	1	MBAS	Grab	AQ	500 P	4°C	
"	"	"	6	524, 504	Grab	AQ	3-VOA	4°C	
"	"	"	7	507, 515, 632, 508, 550, 506, 552	Grab	AQ	1L G	4°C	
"	"	"	1	547 Glyphosate **(Sub-Out)**	Grab	AQ	1L G	4°C	
"	"	"	1	548 Endothall **(Sub-Out)**	Grab	AQ	1L G	4°C	
"	"	"	1	549 Diquat **(Sub-Out)**	Grab	AQ	1L G	4°C	
"	"	"	1	Dioxin - 2,3,7,8 TCDD **(Sub-Out)**	Grab	AQ	1L G	4°C	

RECEIVED
APR 23 2021
By

	Signature	Print Name (Company)	Date	Time
Relinquished by		Mario Aguirre (IPC)	4/23/21	11:45
Received by		Cindy Martinez	4/23/21	12:11
Relinquished by		Cindy Martinez	4/23/21	13:35
Received by				
Relinquished by				
Received final by			APR 23 2021	13:35

Sample Received Checklist

Temperature upon receipt: 4 °C
# of bottles agrees with COC? (Yes) No
Samples intact? (Yes) No
Samples properly preserved? (Yes) No
Samples in holding time? (Yes) No

Compliance Monitor

Initial Flow _____
Final Flow _____

Sample Type
(Grab)
Comp

Matrix
(AQ) - Water
SO -Soil / Sludge
OT - Other

Bottle Type
(P) - Plastic
(G) - Amber Glass
(VOA) - 40 ml Vial
Coli - bacteria

Preservations
HC - HCl
HS - H_2SO_4
(HN) - HNO_3
HP - H_3PO_4
(OH) - NaOH
ST - Sodium Thiosulfate
(AA) - Ascorbic Acid
Al - $AlCl_3$
Cu - $CuSO_4$

Note: Samples are discarded 30 days after results are reported, unless other arrangements are made.

PAT-CHEM
LABORATORIES

QUALITY ANALYTICAL SERVICES SINCE 1987

1824 1st Street
San Fernando, CA 91340
(818) 639-5300 ph
(818) 639-5306 fx
pat-chem.com

Customer: **Integrated Performance Consultants, Inc.**
9297 Research Drive
Irvine CA, 92618

Attention: Ric Vardel
Report Date: 28-Apr-21 15:27
Subject: (MCC) Daily EFF

Project/P.O.#: (MCC) Daily EFF

Parameter	Method	QC Batch	RL	Prepared	Analyzed	Result	Notes
EFF (Sample I.D.# : 21D0552-01) Collected: 24-Apr-21 By M.A. of IPC							
Microbiological							
Fecal Coliforms	SM 9221E	AD12404	1.8	24-Apr-21	26-Apr-21	**<1.8 MPN/100 ml**	
Total Coliforms	SM 9221B	AD12404	1.8	24-Apr-21	26-Apr-21	**<1.8 MPN/100 ml**	
Inorganic Constituents							
pH	SM 4500H-B	AD12418	0.1	24-Apr-21	24-Apr-21	**7.4 pH Units**	
Residual Chlorine	SM 4500Cl-G	AD12417	0.05	24-Apr-21	24-Apr-21	**<0.05 mg/l**	

Notes and Definitions

RL Reporting Limit - The lowest amount of a constituent that can be reliably quantified and reported.

Respectfully Submitted,



Steve Jefferson 4/28/2021
Laboratory Director

Pat-Chem Laboratories
1824 1st Street
San Fernando, CA 91340

CHAIN OF CUSTODY RECORD

Phone (818) 639-5300
Fax (818) 639-5306

Environmental Sample

Sample I.D.#: 21D0552

Customer:	IPC - Integrated Performance Consultants, Inc.	**Project :**	(MCC) Daily EFF
Address:	9297 Research Drive	**Sampled by:**	Jesus Avalos
	Irvine - CA 92618	**Report Attention:**	Ric Vardel / Golan Kfir
		P.O. #:	
		Phone #:	949-382-9067

Sample Description	Date Sampled	Time Sampled	# of bottles	Required Tests	Sample Type	Matrix	Bottle Type	Preserve	Field Data (pH / Temperature) pH: Field Lab
EFF	4/24/21	9:50	1	pH, T.Res.Chlorine	Grab	AQ	500ml Plastic	4°C	
"	"	"	1	Total Coliform, Fecal Coliform	Grab	AQ	Coli Bottle	4°C, ST	
~~Geotracker EDD:~~ Logcode: IPCI Global ID: WDR100000359									

Signature	Print Name (Company)	Date	Time
Relinquished by: Jesus Avalos	Jesus Avalos (IPC)	4/24/21	9:55
Received by:	Richard Martinez (PCL)	4/24/21	12:10
Relinquished by:	Richard Martinez	4/24/21	13:30
Received by:			
Relinquished by:			
Received in lab by:	PCL	4/24/21	1330

Sample Received Checklist

Temperature upon receipt: _____

# of bottles agrees with COC? Yes No

Samples intact? Yes No

Samples properly preserved? Yes No

Samples in holding time? Yes No

Compliance Monitor

Initial Flow _____

Final Flow _____

Sample Type
Grab
Comp

Matrix
AQ - Water
SO -Soil / Sludge
OT - Other

Bottle Type
P - Plastic
G - Amber Glass
VOA - 40 ml Vial
Coli - bacteria

Preservations
HC - HCl
HS - H_2SO_4
HN - HNO_3
HP - H_3PO_4
OH - NaOH
ST - Sodium Thiosulfate
AA - Ascorbic Acid
Al - $AlCl_3$
Cu - $CuSO_4$

Note: Samples are discarded 30 days after results are reported, unless other arrangements are made.

PAT-CHEM
LABORATORIES

QUALITY ANALYTICAL SERVICES SINCE 1987

1824 1st Street
San Fernando, CA 91340
(818) 639-5300 ph
(818) 639-5306 fx
pat-chem.com

Customer: **Integrated Performance Consultants, Inc.**
9297 Research Drive
Irvine CA, 92618

Attention: Ric Vardel
Report Date: 28-Apr-21 15:29
Subject: (MCC) Daily EFF

Project/P.O.#: (MCC) Daily EFF

Parameter	Method	QC Batch	RL	Prepared	Analyzed	Result	Notes
EFF (Sample I.D.# : 21D0556-01) Collected: 25-Apr-21 By EM of IPC							
Microbiological							
Fecal Coliforms	SM 9221E	AD12525	1.8	25-Apr-21	27-Apr-21	**<1.8 MPN/100 ml**	
Total Coliforms	SM 9221B	AD12525	1.8	25-Apr-21	27-Apr-21	**<1.8 MPN/100 ml**	
Inorganic Constituents							
pH	SM 4500H-B	AD12530	0.1	25-Apr-21	25-Apr-21	**7.4 pH Units**	
Residual Chlorine	SM 4500Cl-G	AD12531	0.05	25-Apr-21	25-Apr-21	**<0.05 mg/l**	

Notes and Definitions

RL Reporting Limit - The lowest amount of a constituent that can be reliably quantified and reported.

Respectfully Submitted,

Steve Jefferson 4/28/2021
Laboratory Director

Pat-Chem Laboratories
1824 1st Street
San Fernando, CA 91340

CHAIN OF CUSTODY RECORD

Phone (818) 639-5300
Fax (818) 639-5306

Environmental Sample

Sample I.D.#: 21D0556

Customer:	IPC - Integrated Performance Consultants, Inc.	Project:	(MCC) Daily EFF
Address:	9297 Research Drive	Sampled by:	Eric Morris
	Irvine CA 92618	Report Attention:	Ric Vardel / Golan Kfir
		P.O. #:	
		Phone #:	949-382-9067

Sample Description	Date Sampled	Time Sampled	# of bottles	Required Tests	Sample Type	Matrix	Bottle Type	Preserve	Field Data (pH / Temperature) pH: Field Lab
EFF	4/25/21	9 50	1	pH, T.Res Chlorine	Grab	AQ	500ml Plastic	4°C	
	11	11	1	Total Coliform, Fecal Coliform	Grab	AQ	Coli Bottle	4°C, ST	
Geotracker EDD: Logcode: IPCI Global ID: WDR100000359									

	Signature	Print Name (Company)	Date	Time
Relinquished by		Eric Morris/IPC	4/25/21	9:59
Received by		Juan Vasquez (PCL)	4/25/21	10:05
Relinquished by		Juan Vasquez (PCL)	4/25/21	11:30
Received by				
Relinquished by				
Received in lab by		Jordan Corkery	4/25/21	1130

Sample Received Checklist

Temperature upon receipt: 4°C

# of bottles agrees with COC? (Yes) No

Samples intact? (Yes) No

Samples properly preserved? (Yes) No

Samples in holding time? (Yes) No

Compliance Monitor

Initial Flow _____

Final Flow _____

Sample Type
Grab
Comp

Matrix
AQ - Water
SO -Soil / Sludge
OT - Other

Bottle Type
P - Plastic
G - Amber Glass
VOA - 40 ml Vial
Coli - bacteria

Preservations
HC - HCl
HS - H_2SO_4
HN - HNO_3
HP - H_3PO_4
OH - NaOH
ST - Sodium Thiosulfate
AA - Ascorbic Acid
AI - $AlCl_3$
Cu -$CuSO_4$

Note: Samples are discarded 30 days after results are reported, unless other arrangements are made.

Rev 2 Effective 5/1/17

PAT-CHEM LABORATORIES
QUALITY ANALYTICAL SERVICES SINCE 1987
1824 1st Street
San Fernando, CA 91340
(818) 639-5300 ph
(818) 639-5306 fx
pat-chem.com

Customer: **Integrated Performance Consultants, Inc.**
9297 Research Drive
Irvine CA, 92618

Attention: Ric Vardel
Report Date: 04-May-21 15:56
Subject: (MCC) Daily EFF

Project/P.O.#: (MCC) Daily EFF

Parameter	Method	QC Batch	RL	Prepared	Analyzed	Result	Notes
EFF (Sample I.D.# : 21D0568-01) Collected: 26-Apr-21 By M.A. of IPC							
Microbiological							
Fecal Coliforms	SM 9221E	AD12631	1.8	26-Apr-21	28-Apr-21	**<1.8 MPN/100 ml**	
Total Coliforms	SM 9221B	AD12631	1.8	26-Apr-21	28-Apr-21	**<1.8 MPN/100 ml**	
Inorganic Constituents							
pH	SM 4500H-B	AE10106	0.1	26-Apr-21	26-Apr-21	**7.6 pH Units**	
Residual Chlorine	SM 4500Cl-G	AD12732	0.05	27-Apr-21	27-Apr-21	**<0.05 mg/l**	

Notes and Definitions

RL Reporting Limit - The lowest amount of a constituent that can be reliably quantified and reported.

Respectfully Submitted,

Steve Jefferson 5/4/2021
Laboratory Director

Pat-Chem Laboratories
1824 1st Street
San Fernando, CA 91340

CHAIN OF CUSTODY RECORD

Phone (818) 639-5300
Fax (818) 639-5306

Environmental Sample

Sample I.D.#: 21D0568

Customer:	IPC - Integrated Performance Consultants, Inc.	Project : (MCC) Daily EFF	
Address:	9297 Research Drive	Sampled by: Mario Aguirre	P.O. #:
	Irvine CA 92618	Report Attention: Ric Vardel / Golan Kfir	Phone #: 949-382-9067

Sample Description	Date Sampled	Time Sampled	# of bottles	Required Tests	Sample Type	Matrix	Bottle Type	Preserve	Field Data (pH / Temperature) pH: Field Lab
EFF	4/26/21	11:18	1	pH, T.Res.Chlorine	Grab	AQ	500ml Plastic	4°C	
"	"	"	1	Total Coliform, Fecal Coliform	Grab	AQ	Coli Bottle	4°C, ST	

RECEIVED
APR 26 2021
By

Geotracker EDD:
Logcode: IPCI
Global ID: WDR100000359

	Signature	Print Name (Company)	Date	Time
Relinquished by		Mario Aguirre (IPC)	4/26/21	11:21
Received by		Juan Vasquez (PCL)	4/26/21	11:47
Relinquished by		Juan Vasquez (PCL)	4/26/21	13:20
Received by				
Relinquished by				
Received in lab by		APR 26 2021		13:20

Sample Received Checklist

Temperature upon receipt: 4 °C

# of bottles agrees with COC?	Yes No
Samples intact?	Yes No
Samples properly preserved?	Yes No
Samples in holding time?	Yes No

Compliance Monitor

Initial Flow _____

Final Flow _____

Sample Type
Grab
Comp

Matrix
AQ - Water
SO - Soil / Sludge
OT - Other

Bottle Type
P - Plastic
G - Amber Glass
VOA - 40 ml Vial
Coli - bacteria

Preservations
HC - HCl
HS - H_2SO_4
HN - HNO_3
HP - H_3PO_4
OH - NaOH
ST - Sodium Thiosulfate
AA - Ascorbic Acid
Al - $AlCl_3$
Cu - $CuSO_4$

Note: Samples are discarded 30 days after results are reported, unless other arrangements are made.

Rev 2 Effective 5/1/17

PAT-CHEM LABORATORIES
QUALITY ANALYTICAL SERVICES SINCE 1987
1824 1st Street
San Fernando, CA 91340
(818) 639-5300 ph
(818) 639-5306 fx
pat-chem.com

Customer: **Integrated Performance Consultants, Inc.**
9297 Research Drive
Irvine CA, 92618

Attention: Ric Vardel
Report Date: 04-May-21 15:59
Subject: (MCC) Daily EFF

Project/P.O.#: (MCC) Daily EFF

Parameter	Method	QC Batch	RL	Prepared	Analyzed	Result	Notes
EFF (Sample I.D.# : 21D0589-01) Collected: 27-Apr-21 By M.A. of IPC							
Microbiological							
Fecal Coliforms	SM 9221E	AD12730	1.8	27-Apr-21	01-May-21	**<1.8 MPN/100 ml**	
Total Coliforms	SM 9221B	AD12730	1.8	27-Apr-21	01-May-21	**<1.8 MPN/100 ml**	
Inorganic Constituents							
pH	SM 4500H-B	AE10106	0.1	27-Apr-21	27-Apr-21	**8.0 pH Units**	
Residual Chlorine	SM 4500Cl-G	AD12732	0.05	27-Apr-21	27-Apr-21	**<0.05 mg/l**	

Notes and Definitions

RL Reporting Limit - The lowest amount of a constituent that can be reliably quantified and reported.

Respectfully Submitted,

Steve Jefferson 5/4/2021
Laboratory Director

Pat-Chem Laboratories
1824 1st Street
San Fernando, CA 91340

CHAIN OF CUSTODY RECORD

Phone (818) 639-5300
Fax (818) 639-5306

Environmental Sample

Sample I.D.#: 21D0589

Customer:	IPC - Integrated Performance Consultants, Inc.	Project:	(MCC) Daily EFF
Address:	9297 Research Drive	Sampled by:	Mario Aguirre
	Irvine - CA 92618	Report Attention:	Ric Vardel / Golan Kfir
		P.O. #:	
		Phone #:	949-382-9067

Sample Description	Date Sampled	Time Sampled	# of bottles	Required Tests	Sample Type	Matrix	Bottle Type	Preserve	Field Data (pH/Temperature) pH: Field Lab
EFF	4/27/21	12:05	1	pH, T.Res.Chlorine	Grab	AQ	500ml Plastic	4°C	8.0/20.4
"	"	"	1	Total Coliform, Fecal Coliform	Grab	AQ	Coli Bottle	4°C, ST	

RECEIVED
APR 27 2021
By

Geotracker EDD:
Logcode: IPCI
Global ID: WDR100000359

	Signature	Print Name (Company)	Date	Time
Relinquished by		Mario Aguirre (IPC)	4/27/21	8:32
Received by			4/27/21	12:32
Relinquished by		Cindy McPhail	4/27/21	13:33
Received by				
Relinquished by				
Received in lab by			APR 27 2021	13:33

Sample Received Checklist

Temperature upon receipt: 4°C

# of bottles agrees with COC?	(Yes) No
Samples intact?	(Yes) No
Samples properly preserved?	(Yes) No
Samples in holding time?	(Yes) No

Compliance Monitor

Initial Flow _____

Final Flow _____

Sample Type
(Grab)
Comp

Matrix
(AQ) - Water
SO -Soil / Sludge
OT - Other

Bottle Type
(P) - Plastic
G - Amber Glass
VOA - 40 ml Vial
(Coli) - bacteria

Preservations
HC - HCl
HS - H_2SO_4
HN - HNO_3
HP - H_3PO_4
OH - NaOH
(ST) - Sodium Thiosulfate
(AA) - Ascorbic Acid
AI - $AlCl_3$
Cu -$CuSO_4$

Note: Samples are discarded 30 days after results are reported, unless other arrangements are made.

PAT-CHEM
LABORATORIES
QUALITY ANALYTICAL SERVICES SINCE 1987
1824 1st Street
San Fernando, CA 91340
(818) 639-5300 ph
(818) 639-5306 fx
pat-chem.com

Customer: **Integrated Performance Consultants, Inc.**
9297 Research Drive
Irvine CA, 92618

Attention: Ric Vardel
Report Date: 04-May-21 16:13
Subject: (MCC) Weekly INF

Project/P.O.#: (MCC) Weekly INF

Parameter	Method	QC Batch	RL	Prepared	Analyzed	Result	Notes
INF (Sample I.D.# : 21D0624-01) Collected: 27-Apr-21 By Carlos A. of IPC							
Physical Properties							
Total Suspended Solids	SM2540D	AD13010	1	30-Apr-21	30-Apr-21	**266 mg/l**	
Aggregate Organic Constituents							
Biochemical Oxygen Demand	SM 5210B	AD12935	2	29-Apr-21	04-May-21	**570 mg/l**	

Notes and Definitions

RL Reporting Limit - The lowest amount of a constituent that can be reliably quantified and reported.

Respectfully Submitted,



Steve Jefferson 5/4/2021
Laboratory Director

Pat-Chem Laboratories
1824 1st Street
San Fernando, CA 91340

CHAIN OF CUSTODY RECORD

Phone (818) 639-5300
Fax (818) 639-5306

Environmental Sample

Sample I.D.#: 21D0624

Customer:	IPC - Integrated Performance Consultants Inc.	Project:	(MCC) Weekly INF
Address:	9297 Research Drive	Sampled by:	
	Irvine CA 92618	Report Attention:	Ric Vardel / Golan Kfir
P.O. #:		Phone #:	949-382-9067

Sample Description	Date Sampled	Time Sampled	# of bottles	Required Tests	Sample Type	Matrix	Bottle Type	Preserve	Field Data (pH / Temperature) pH: Field Lab
INF	04/27/21	0000	1	TSS	Comp	AQ	1-Liter Plastic	4°C	
			1	BOD	Comp	AQ	1-Liter Plastic	4°C	

RECEIVED
APR 28 2021
By

~~Geotracker EDD:~~
Logcode: IPCI
Global ID: WDR100000359

	Signature	Print Name (Company)	Date	Time
Relinquished by		Carlos Alvarez (IPC)	04/28/21	1450
Received by		Richard Martinez PCL	4/28/21	1450
Relinquished by		Richard PCL	4/28/21	1630
Received by				
Relinquished by				
Received in lab by		APR 28 2021	16:30	

Sample Received Checklist

Temperature upon receipt: 4 °C

# of bottles agrees with COC?	Yes	No
Samples intact?	Yes	No
Samples properly preserved?	Yes	No
Samples in holding time?	Yes	No

Compliance Monitor

Initial Flow _____

Final Flow _____

Sample Type	Preservations
Grab Comp	HC - HCl HS - H_2SO_4 HN - HNO_3 HP - H_3PO_4 OH - NaOH ST - Sodium Thiosulfate AA - Ascorbic Acid AI - $AlCl_3$ Cu - $CuSO_4$
Matrix AQ - Water SO - Soil / Sludge OT - Other	
Bottle Type P - Plastic G - Amber Glass VOA - 40 ml Vial Coli - bacteria	

Note: Samples are discarded 30 days after results are reported, unless other arrangements are made.

PAT-CHEM LABORATORIES
QUALITY ANALYTICAL SERVICES SINCE 1987
1824 1st Street
San Fernando, CA 91340
(818) 639-5300 ph
(818) 639-5306 fx
pat-chem.com

Customer: **Integrated Performance Consultants, Inc.**
9297 Research Drive
Irvine CA, 92618

Attention: Ric Vardel
Report Date: 04-May-21 16:01
Subject: (MCC) Daily EFF

Project/P.O.#: (MCC) Daily EFF

Parameter	Method	QC Batch	RL	Prepared	Analyzed	Result	Notes
EFF (Sample I.D.# : 21D0622-01) Collected: 28-Apr-21 By Carlos A. of IPC							
Microbiological							
Fecal Coliforms	SM 9221E	AD12824	1.8	28-Apr-21	30-Apr-21	**<1.8 MPN/100 ml**	
Total Coliforms	SM 9221B	AD12824	1.8	28-Apr-21	30-Apr-21	**<1.8 MPN/100 ml**	
Inorganic Constituents							
pH	SM 4500H-B	AE10106	0.1	28-Apr-21	28-Apr-21	**7.6 pH Units**	
Residual Chlorine	SM 4500Cl-G	AD12938	0.05	29-Apr-21	29-Apr-21	**0.11 mg/l**	

Notes and Definitions

RL Reporting Limit - The lowest amount of a constituent that can be reliably quantified and reported.

Respectfully Submitted,

Steve Jefferson 5/4/2021
Laboratory Director

Pat-Chem Laboratories
1824 1st Street
San Fernando, CA 91340

CHAIN OF CUSTODY RECORD

Phone (818) 639-5300
Fax (818) 639-5306

Environmental Sample

Sample I.D.#: 21D0622

Customer:	IPC - Integrated Performance Consultants, Inc.	Project:	(MCC) Daily EFF
Address:	9297 Research Drive	Sampled by:	
	Irvine - CA 92618	Report Attention:	Ric Vardel / Golan Kfir
		P.O. #:	
		Phone #:	949-382-9067

Sample Description	Date Sampled	Time Sampled	# of bottles	Required Tests	Sample Type	Matrix	Bottle Type	Preserve	Field Data (pH / Temperature) pH: Field Lab
EFF	04/28/21	1210	1	pH, T.Res.Chlorine	Grab	AQ	500ml Plastic	4°C	
	1	1	1	Total Coliform, Fecal Coliform	Grab	AQ	Coli Bottle	4°C, ST	

RECEIVED
APR 28 2021
By

Geotracker EDD:
Logcode: IPCI
Global ID: WDR100000359

	Signature	Print Name (Company)	Date	Time
Relinquished by		Carlos Alvarez (IPC)	04/28/21	14:30
Received by		Richard Martinez PCL	4/28/21	14:30
Relinquished by				
Received by				
Relinquished by				
Received in lab by		APR 28 2021		16:30

Sample Received Checklist

Temperature upon receipt: 4 °C

# of bottles agrees with COC?	(Yes) No
Samples intact?	(Yes) No
Samples properly preserved?	(Yes) No
Samples in holding time?	(Yes) No

Compliance Monitor

Initial Flow _____

Final Flow _____

Sample Type	Matrix	Bottle Type
(Grab)	(AQ) - Water	(P) - Plastic
Comp	SO -Soil / Sludge	G - Amber Glass
	OT - Other	VOA - 40 ml Vial
		(Coli) - bacteria

Preservations
HC - HCl
HS - H_2SO_4
HN - HNO_3
HP - H_3PO_4
OH - NaOH
(ST) - Sodium Thiosulfate
AA - Ascorbic Acid
AI - $AlCl_3$
Cu - $CuSO_4$

Note: Samples are discarded 30 days after results are reported, unless other arrangements are made.

Rev 2 Effective 5/1/17

PAT-CHEM
LABORATORIES

QUALITY ANALYTICAL SERVICES SINCE 1987

1824 1st Street
San Fernando, CA 91340
(818) 639-5300 ph
(818) 639-5306 fx
pat-chem.com

Customer: **Integrated Performance Consultants, Inc.**
9297 Research Drive
Irvine CA, 92618

Attention: Ric Vardel
Report Date: 04-May-21 16:09
Subject: (MCC) Weekly EFF

Project/P.O.#: (MCC) Weekly EFF

Parameter	Method	QC Batch	RL	Prepared	Analyzed	Result	Notes
EFF (Sample I.D.# : 21D0625-01) Collected: 28-Apr-21 By Carlos A. of IPC							
Physical Properties							
Total Suspended Solids	SM2540D	AD12945	1	29-Apr-21	30-Apr-21	**<1 mg/l**	
Inorganic Constituents							
Ammonia as N	EPA 350.1	AD12937	0.10	29-Apr-21	29-Apr-21	**<0.10 mg/l**	
Nitrate as N	EPA 353.2	AD12939	0.05	29-Apr-21	29-Apr-21	**1.80 mg/l**	
Nitrite as N	EPA 353.2	AD12939	0.05	29-Apr-21	29-Apr-21	**<0.05 mg/l**	
Total Kjeldahl Nitrogen	EPA 351.2	AD12928	0.10	29-Apr-21	30-Apr-21	**1.25 mg/l**	
EFF (Sample I.D.# : 21D0625-02) Collected: 27-Apr-21 By Carlos A. of IPC							
Aggregate Organic Constituents							
Biochemical Oxygen Demand	SM 5210B	AD12935	2	29-Apr-21	04-May-21	**3 mg/l**	

Notes and Definitions

RL Reporting Limit - The lowest amount of a constituent that can be reliably quantified and reported.

Respectfully Submitted,



Steve Jefferson 5/4/2021
Laboratory Director

Pat-Chem Laboratories
1824 1st Street
San Fernando, CA 91340

CHAIN OF CUSTODY RECORD

Phone (818) 639-5300
Fax (818) 639-5306

Environmental Sample

Sample I.D.#: 21D0625

Customer: [illegible] Integrated Performance Consultants, Inc.		Project: [illegible] EFF - Weekly	
Address: [illegible] Research Drive	Sampled by: [signature]		P.O. #:
Irvine CA 92618	Report Attention: Ric Vardel / Golan Kfir		Phone #: 949-382-9067

Sample Description	Date Sampled	Time Sampled	# of bottles	Required Tests	Sample Type	Matrix	Bottle Type	Preserve	Field Data (pH / Temperature) pH: Field Lab
EFF	04/28/21	1210	1	TSS	Grab	AQ	1-Liter-Plastic	4°C	
			1	Ammonia, TKN	Grab	AQ	500ml Plastic	4°C	
			1	Nitrate, Nitrite	Grab	AQ	250ml Plastic	4°C	
	04/27/21	0000	1	BOD	Comp	AQ	1-Liter-Plastic	4°C	

RECEIVED
APR 28 2021
By [signature]

Geotracker EDD:
Logcode: IPCI
Global ID: WDR100000359

	Signature	Print Name (Company)	Date	Time
Relinquished by	[signature]	Carlos Alvarez (IPC)	04/28/21	14:30
Received by	[signature]	Richard Martinez PCL	4/28/21	1430
Relinquished by	[signature]	Richard Mtz	4/28/21	1630
Received by				
Relinquished by				
Received in lab by	[signature]	APR 28 2021		16:30

Sample Received Checklist

Temperature upon receipt: 4°C
# of bottles agrees with COC? Yes No
Samples intact? Yes No
Samples properly preserved? Yes No
Samples in holding time? Yes No

Compliance Monitor

Initial Flow _____
Final Flow _____

Sample Type
Grab
Comp

Matrix
AQ - Water
SO - Soil / Sludge
OT - Other

Bottle Type
P - Plastic
G - Amber Glass
VOA - 40 ml Vial
Coli - bacteria

Preservations
HC - HCl
HS - H_2SO_4
HN - HNO_3
HP - H_3PO_4
OH - NaOH
ST - Sodium Thiosulfate
AA - Ascorbic Acid
Al - $AlCl_3$
Cu - $CuSO_4$

Note: Samples are discarded 30 days after results are reported, unless other arrangements are made.

Rev 2 Effective 5/1/17

PAT-CHEM
LABORATORIES

QUALITY ANALYTICAL SERVICES SINCE 1987

1824 1st Street
San Fernando, CA 91340
(818) 639-5300 ph
(818) 639-5306 fx
pat-chem.com

Customer: **Integrated Performance Consultants, Inc.**
9297 Research Drive
Irvine CA, 92618

Attention: Ric Vardel
Report Date: 04-May-21 16:04
Subject: (MCC) Daily EFF

Project/P.O.#: (MCC) Daily EFF

Parameter	Method	QC Batch	RL	Prepared	Analyzed	Result	Notes
EFF (Sample I.D.# : 21D0643-01) Collected: 29-Apr-21 By GK of IPC							
Microbiological							
Fecal Coliforms	SM 9221E	AD12947	1.8	29-Apr-21	01-May-21	**<1.8 MPN/100 ml**	
Total Coliforms	SM 9221B	AD12947	1.8	29-Apr-21	01-May-21	**<1.8 MPN/100 ml**	
Inorganic Constituents							
pH	SM 4500H-B	AE10106	0.1	29-Apr-21	29-Apr-21	**7.0 pH Units**	
Residual Chlorine	SM 4500Cl-G	AD13007	0.05	30-Apr-21	30-Apr-21	**0.08 mg/l**	

Notes and Definitions

RL Reporting Limit - The lowest amount of a constituent that can be reliably quantified and reported.

Respectfully Submitted,

Steve Jefferson 5/4/2021
Laboratory Director

Pat-Chem Laboratories
1824 1st Street
San Fernando, CA 91340

CHAIN OF CUSTODY RECORD

Phone (818) 639-5300
Fax (818) 639-5306

Environmental Sample

Sample I.D.#: 21D0643

Customer: IPC - Integrated Performance Consultants, Inc.		Project : (MCC) Daily EFF	
Address: 9297 Research Drive Irvine CA 92618	Sampled by: Golan Kfir Report Attention: Ric Vardel / Golan Kfir	P.O. #: Phone #: 949-382-9067	

Sample Description	Date Sampled	Time Sampled	# of bottles	Required Tests	Sample Type	Matrix	Bottle Type	Preserve	Field Data (pH / Temperature) pH: Field Lab
EFF	4/29/21	12:25	1	pH, T.Res.Chlorine	Grab	AQ	500ml Plastic	4°C	6.95 / 20.5°C
	"	"	1	Total Coliform, Fecal Coliform	Grab	AQ	Coli Bottle	4°C, ST	

RECEIVED
APR 29 2021
By

Geotracker EDD:
Logcode: IPCI
Global ID: WDR100000359

Signature	Print Name (Company)	Date	Time
Relinquished by	Golan IPC	4/29/21	12:30
Received by	Armando Ochoa (PCL)	4/29/21	12:30
Relinquished by	Armando Ochoa (PCL)	4/29/21	13:40
Received by			
Relinquished by			
Received in lab by	APR 29 2021		13:40

Sample Received Checklist 4°C

Temperature upon receipt: 4°C

# of bottles agrees with COC?	Yes	No
Samples intact?	Yes	No
Samples properly preserved?	Yes	No
Samples in holding time?	Yes	No

Compliance Monitor

Initial Flow _____

Final Flow _____

Sample Type	Matrix	Bottle Type	Preservations
Grab	AQ - Water	P - Plastic	HC - HCl
Comp	SO - Soil / Sludge	G - Amber Glass	HS - H_2SO_4
	OT - Other	VOA - 40 ml Vial	HN - HNO_3
		Coli - bacteria	HP - H_3PO_4
			OH - NaOH
			ST - Sodium Thiosulfate
			AA - Ascorbic Acid
			AI - $AlCl_3$
			Cu - $CuSO_4$

Note: Samples are discarded 30 days after results are reported, unless other arrangements are made.

PAT-CHEM
LABORATORIES

QUALITY ANALYTICAL SERVICES SINCE 1987

1824 1st Street
San Fernando, CA 91340
(818) 639-5300 ph
(818) 639-5306 fx
pat-chem.com

Customer: **Integrated Performance Consultants, Inc.**
9297 Research Drive
Irvine CA, 92618

Attention: Ric Vardel
Report Date: 04-May-21 16:07
Subject: (MCC) Daily EFF

Project/P.O.#: (MCC) Daily EFF

Parameter	Method	QC Batch	RL	Prepared	Analyzed	Result	Notes
EFF (Sample I.D.# : 21D0653-01) Collected: 30-Apr-21 By M.A. of IPC							
Microbiological							
Fecal Coliforms	SM 9221E	AD13009	1.8	30-Apr-21	02-May-21	**<1.8 MPN/100 ml**	
Total Coliforms	SM 9221B	AD13009	1.8	30-Apr-21	02-May-21	**<1.8 MPN/100 ml**	
Inorganic Constituents							
pH	SM 4500H-B	AE10106	0.1	30-Apr-21	30-Apr-21	**6.9 pH Units**	
Residual Chlorine	SM 4500Cl-G	AE10105	0.05	01-May-21	01-May-21	**<0.05 mg/l**	

Notes and Definitions

RL Reporting Limit - The lowest amount of a constituent that can be reliably quantified and reported.

Respectfully Submitted,

Steve Jefferson 5/4/2021
Laboratory Director

Pat-Chem Laboratories
1824 1st Street
San Fernando, CA 91340

CHAIN OF CUSTODY RECORD

Phone (818) 639-5300
Fax (818) 639-5306

Environmental Sample

Sample I.D.#: 21D0653

Customer:	iPC - Integrated Performance Consultants, Inc.	Project: (MCC) Daily EFF	
Address:	9297 Research Drive Irvine CA 92618	Sampled by: Mario Aguirre Report Attention: Ric Vardel / Golan Kfir	P.O. #: Phone #: 949-382-9067

Sample Description	Date Sampled	Time Sampled	# of bottles	Required Tests	Sample Type	Matrix	Bottle Type	Preserve	Field Data (pH / Temperature) pH: Field Lab
EFF	4/30/21	11:15	1	pH, T.Res.Chlorine	Grab	AQ	500ml Plastic	4°C	6.9/24.6
"	"	"	1	Total Coliform, Fecal Coliform	Grab	AQ	Coli Bottle	4°C, ST	

RECEIVED
APR 30 2021
By

Geotracker EDD:
Logcode: IPCI
Global ID: WDR100000359

	Signature	Print Name (Company)	Date	Time
Relinquished by		Mario Aguirre (IPC)	4/30/21	11:19
Received by		Cindy Martinez	4/30/21	12:25
Relinquished by		Cindy Martinez	4-30-21	13:35
Received by				
Relinquished by				
Received for Lab by		APR 30 2021		13:35

Sample Received Checklist

Temperature upon receipt: 4 °C

# of bottles agrees with COC?	Yes	No
Samples intact?	Yes	No
Samples properly preserved?	Yes	No
Samples in holding time?	Yes	No

Compliance Monitor

Initial Flow _____

Final Flow _____

Sample Type
Grab
Comp

Matrix
AQ - Water
SO - Soil / Sludge
OT - Other

Bottle Type
P - Plastic
G - Amber Glass
VOA - 40 ml Vial
Coli - bacteria

Preservations
HC - HCl
HS - H_2SO_4
HN - HNO_3
HP - H_3PO_4
OH - NaOH
ST - Sodium Thiosulfate
AA - Ascorbic Acid
AI - $AlCl_3$
Cu - $CuSO_4$

Note: Samples are discarded 30 days after results are reported, unless other arrangements are made.

PAT-CHEM LABORATORIES
QUALITY ANALYTICAL SERVICES SINCE 1987
1824 1st Street
San Fernando, CA 91340
(818) 639-5300 ph
(818) 639-5306 fx
pat-chem.com

Customer: **Integrated Performance Consultants, Inc.**
9297 Research Drive
Irvine CA, 92618

Attention: Ric Vardel
Report Date: 24-May-21 12:48
Subject: (MCC) Daily EFF

Project/P.O.#: (MCC) Daily EFF

Parameter	Method	QC Batch	RL	Prepared	Analyzed	Result	Notes
EFF (Sample I.D.# : 21E0004-01) Collected: 01-May-21 By M.A. of IPC							
Microbiological							
Fecal Coliforms	SM 9221E	AE10104	1.8	01-May-21	03-May-21	**<1.8 MPN/100 ml**	
Total Coliforms	SM 9221B	AE10104	1.8	01-May-21	03-May-21	**<1.8 MPN/100 ml**	
Inorganic Constituents							
pH	SM 4500H-B	AE10227	0.1	01-May-21	01-May-21	**7.4 pH Units**	
Residual Chlorine	SM 4500Cl-G	AE10226	0.05	02-May-21	02-May-21	**0.07 mg/l**	

Notes and Definitions

RL Reporting Limit - The lowest amount of a constituent that can be reliably quantified and reported.

Respectfully Submitted,

Steve Jefferson 5/24/2021
Laboratory Director

Pat-Chem Laboratories
1824 1st Street
San Fernando, CA 91340

CHAIN OF CUSTODY RECORD

Phone (818) 639-5300
Fax (818) 639-5306

Environmental Sample

Sample I.D.#: 21E0004

Customer:	IPC - Integrated Performance Consultants, Inc.	Project:	(MCC) EFF - Daily
Address:	9297 Research Drive	Sampled by:	Jesus Avalos
	Irvine CA 92618	Report Attention:	Ric Vardel / Golan Kfir
		P.O. #:	
		Phone #:	949-382-9067

Sample Description	Date Sampled	Time Sampled	# of bottles	Required Tests	Sample Type	Matrix	Bottle Type	Preserve	Field Data (pH / Temperature) pH: Field Lab
EFF	5/1/21	10:25	1	pH, T.Res.Chlorine	Grab	AQ	500ml Plastic	4°C	
〃	〃	〃	1	Total Coliform, Fecal Coliform	Grab	AQ	Coli Bottle	4°C, ST	
Geotracker EDD: Logcode: IPCI Global ID: WDR100000359									

Signature	Print Name (Company)	Date	Time
Relinquished by: Jesus Avalos	Jesus Avalos (IPC)	5/1/21	10:30
Received by:	Richard Martinez (PCL)	5/1/21	11:50
Relinquished by:	Richard Mtz	5/1/21	1430
Received by:			
Relinquished by:			
Received in lab by:	Rm PCL	5/1/21	1430

Sample Received Checklist

Temperature upon receipt: _____

# of bottles agrees with COC? Yes No

Samples intact? Yes No

Samples properly preserved? Yes No

Samples in holding time? Yes No

Compliance Monitor

Initial Flow _____

Final Flow _____

Sample Type	Preservations
Grab Comp	HC - HCl HS - H_2SO_4 HN - HNO_3 HP - H_3PO_4 OH - NaOH ST - Sodium Thiosulfate AA - Ascorbic Acid AI - $AlCl_3$ Cu - $CuSO_4$
Matrix AQ - Water SO - Soil / Sludge OT - Other	
Bottle Type P - Plastic G - Amber Glass VOA - 40 ml Vial Coli - bacteria	

Note: Samples are discarded 30 days after results are reported, unless other arrangements are made.

Rev 2 Effective 5/1/17

Pat-Chem Laboratories (PCL) Terms and Conditions

1. Definitions

"Terms and Conditions" means these Terms and Conditions of Sale, including the price schedule, and any additional or supplemental terms which are agreed to in writing. "Client" means the individual or entity who has placed laboratory services, consultation or sampling orders and to whom bids, quotations, samples and representatives of Pat-Chem Laboratories (PCL) standard price schedule or such document may be amended or revised from time to time by PCL.

2. Independent Contractor

PCL acts solely as an independent contractor in performing all services.

3. Orders and Acceptance

PCL offers and will accept orders for services as defined herein only under the following General Terms and Conditions (the "Terms"). These Terms shall not apply if PCL and the Client shall have executed a separate agreement in writing which does not incorporate the Terms. No modification to the Terms shall be valid and binding unless in writing and signed by an officer and representative of the Client and PCL.

The Client may order services by submitting a written client proposal to PCL. Any such order shall not be PCL's acceptance by the client of PCL's offer. In accordance with the client order terms and conditions 2 and 7, an agreement to be bound to these terms and conditions.

The Client's delivery of samples to PCL or initiation of consulting services constitutes the client's express assent to be governed by these terms and conditions. Any counter or additional terms and conditions expressed in a client's instrument shall be deemed to become a part of the contract created upon acceptance of the terms and conditions.

For purpose of this agreement, "services" shall mean all work to be performed for the client, including provision of all equipment and materials to be furnished by PCL.

4. Limit of Liability

PCL will perform the services in accordance with the normal standards of care/practice in the profession. Where applicable, PCL will use analytical methodologies which are in substantial conformity with the U.S. Environmental Protection Agency (EPA), Cal Water Board (ESAP), American Society for Testing and Materials (ASTM), Association of Official Analytical Chemists (AOAC), Standard Methods (SM) of the Examination of Water and Wastewater and/or other recognized methodologies. PCL reserves the right to deviate from these methodologies if necessary or appropriate due to the nature or compositions of the samples or otherwise based on the reasonable judgement of PCL. Deviations, if any, will be made on a basis consistent with the recognized standards of the industry and/or PCL Standard Operating Procedures (SOP) and/or our QA/QC policies. The total liability of PCL, its officers, agents, employees or successors to the client arising out of or in connection with the services to be provided herein, shall not exceed the invoiced amount for said services. Client's acceptance of a work order and /or proposal releases PCL from any liability in excess of the invoiced amount for the services notwithstanding any provisions to the contrary in any client purchase orders or contracts.

5. Clients Responsibility

Unless PCL personnel performs the sampling, the client shall be responsible for the condition which the samples are collected and for conditions in and about the sampling site and for advising PCL of the same and all information required to enable PCL to perform its services safely and efficiently.

6. Cancellation

Client may cancel any order for services hereunder subject to payment for all services rendered and out-of-pocket expenses incurred up to the date of cancellation in accordance with the applicable Price Schedule.

7. Overriding Agreement

The parties agree that the Terms shall govern performance of Client's initial order and all subsequent orders for additional services, whether placed in writing or verbally, except to the extent the Terms are modified in writing and executed by an authorized representative of both parties.

8. Force Majeure

PCL shall not be responsible for delay or failure to perform the services pursuant to this agreement due to causes beyond its control.

9. Confidentiality

Data and/or sample materials provided by client or at client's request and the results discovered by PCL shall be held in confidence unless such information is generally available to the public or client otherwise consents in writing to PCL for all purposes rendering it unavailable in breach of the agreement subject to any disclosure required by law or instrument. PCL shall use the same standard of care in safeguarding confidential information and data and shall not be responsible for unauthorized disclosure of client information unless such disclosure is caused by PCL's willful misconduct. PCL shall use the test results, PCL reports and information provided thereto only for the exclusive use and benefit of client and client agrees that it shall not to third party beneficiary of such reports, data or information. Client will not distribute any such information, advertising, marketing or publication materials to any third party without PCL's prior written consent.

10. Hold Harmless

Client releases and shall save, indemnify, defend and hold PCL, its employees, officers, directors, agents, affiliates, subsidiaries and parent harmless from and against any and all liabilities, losses, damages, claims, demands, causes of action, suits and associated expenses, including, but not limited to, attorneys' fees, litigation expenses and awards arising in favor of clients or any third party as a result of, and/or in any way occurring in, related to arising out of, or in connection with, the performance of services by PCL pursuant to this agreement and/or transportation, handling or disposal of client's hazardous materials, injury, illness or death of persons, property damage, loss of, or loss of use of property, and/or any other type of injury and/or damage. This indemnity does not apply to any of the foregoing to the extent damages or injuries cannot solely be the direct negligence and/or willful misconduct of PCL or its employees. Further, this indemnity is to specifically apply to claims, claims pursuant to strict liability and also to the negligence of PCL in connection with the foregoing and on account of claims against Indemnified Persons, whether actual or alleged, in the performance of services under this agreement. The foregoing indemnification will be in addition to any liability which PCL may otherwise have to client. To the extent necessary under applicable law, client agrees that its liabilities, if any, will be supported by available liability insurance coverage to be maintained by client, which insurance shall be in the minimum amounts permitted under applicable law. In no event shall PCL be liable to client for indirect, punitive, special, incidental or consequential damages (including, without limitation, loss of profit or business interruption, litigation Expenses or other fees including, without limitation, attorney's fees, court costs, and/or pre or post judgment interest), or any other expenses or costs incurred by client, or any other party in any litigation against or involving PCL or any indemnified person in connection with this agreement or services provided under this agreement even if client is the prevailing party.

11. Hazardous Substances

For PCL to perform the services requested by client, client will provide and PCL will receive samples materials for analyses such as asbestos, polychlorinated biphenyls (PCBs) or any other hazardous or toxic material, wastes and substances which are defined, determined or identified as such under federal, state or local laws, rules, PCL policies or regulations (whether now existing or hereafter enacted or promulgated) or any judicial or administrative interpretation of any thereof (the "Hazardous Materials"). Client understands and agrees that any hazardous material received by PCL from client or at client's request shall remain the property of Client and that upon completion of PCL's services, PCL will dispose of all unused portion of samples as specified by client or by PCL's QA/QC policies. In the event the client does not specify its preferred method of disposal, PCL will return to the client all unused samples which contain Hazardous Materials. PCL reserves the right to charge the client for the disposal of unused samples in accordance with PCL's current sample disposal policy. In addition, all samples received by PCL for any/all bacterial analysis, client will be charged a sample disposal fee, per sample submitted, in accordance with our QA/QC policies and procedures.

12. Prices/Payments

Client shall pay PCL in accordance with PCL's applicable price schedule in effect at the time of each submission of the services were rendered or such price quoted and agreed to in writing. The price schedule is subject to change at any time without notice. Payment is due on or before thirty (30) days from date of invoice. Client shall pay a late charge of 1.5% per month on the unpaid balance. If unpaid amounts are referred to a collection agency or to an attorney, the client shall be responsible for all agency fees or attorney's fees and expenses incurred in connection therewith. Client shall pay all costs of collection, including reasonable attorneys' fees, court costs and other expenses incurred by PCL in connection with the collection of such amounts. Client shall pay all taxes (except taxes based on PCL's net income), duties and assessments now or hereafter imposed by any governmental authority in connection with the services provided by PCL.

13. Agreement Modification

Changes or addendum or amendments to the Terms shall be effective only if in writing and executed by an officer of PCL and by client, or authorized representative. Except that subsequent orders for additional services may be verbal or in writing.

14. No Third Party Beneficiaries: No Right of Reliance

PCL shall have no responsibility or liability for client's use of or reliance on data, information, or reports furnished by PCL to client in rendering services hereunder for its own purposes, and not as agent or broker, or in any other representative capacity for any other person or entity. It is agreed and acknowledged that there are no third party beneficiaries to this agreement and that no third party may rely on such data, information or reports. Client represents, warrants, and agrees that said data, information and reports are not requested, or shall be used or relied upon, in connection with or as part of, the purchase, sale, underwriting, or distribution of any securities, any refinancing of or lending to the holders of any securities, the securing, attachment, renewal, or extension of any loan from any financial institution or other lender or the certification of or consulting with, directly or indirectly, any governmental agency or department.

15. Rush Analysis

Rush analyses are available for an additional charge and must be arranged in advance. In January unforeseen reason, the rush turnaround time cannot be met, the normal price will apply.

16. Holding Times

PCL cannot be responsible for holding times that are exceeded because of samples that are delivered on weekends or after 3pm on weekdays without prior notification and acceptance. Standard holding times and storage conditions should be reviewed prior to any samples being received by PCL. A list of holding times can be provided on the client's request. All analyses with holding times of 14 days or less, samples must arrive within 96 hours to allow PCL to meet holding times without applying a rush surcharge. All short holding times, 2-7 days, samples must arrive at the lab within 24 hours before expiration to ensure that the holding times can be met. Short Holding Times of 72 hours or less (particularly 48 hours) must be delivered that same day to allow to guarantee holding times are met. After hours sale delivery, freight company delays or similar issues are subject to additional rush fees and/or the inability to meet holding times. All holding times are in effect as of the publication date of this fee schedule and is subject to change without notice.

17. Sample Retention

All samples are retained for at least thirty (30) Days after analysis has been completed. Sample storage for longer periods is by request only. Pre-arranged long term storage is subject to an additional charge. Samples will be disposed of at the end of the pre-arranged storage time.

18. Sample Pick Up/Field Tech Sampling

All pick up/sampling fees have been notated on the fee schedule. Reasonable time has been allocated for each pick up or service. Unnecessary delays during the pick up or sampling, might be assessed an additional fee.

PAT-CHEM
LABORATORIES

QUALITY ANALYTICAL SERVICES SINCE 1987

1824 1st Street
San Fernando, CA 91340
(818) 639-5300 ph
(818) 639-5306 fx
pat-chem.com

Customer: **Integrated Performance Consultants, Inc.**
9297 Research Drive
Irvine CA, 92618

Attention: Ric Vardel
Report Date: 24-May-21 12:52
Subject: (MCC) Daily EFF

Project/P.O.#: (MCC) Daily EFF

Parameter	Method	QC Batch	RL	Prepared	Analyzed	Result	Notes
EFF (Sample I.D.# : 21E0008-01) Collected: 02-May-21 By EM of IPC							
Microbiological							
Fecal Coliforms	SM 9221E	AE10225	1.8	02-May-21	04-May-21	**<1.8 MPN/100 ml**	
Total Coliforms	SM 9221B	AE10225	1.8	02-May-21	04-May-21	**<1.8 MPN/100 ml**	
Inorganic Constituents							
pH	SM 4500H-B	AE10229	0.1	02-May-21	02-May-21	**7.3 pH Units**	
Residual Chlorine	SM 4500Cl-G	AE10228	0.05	02-May-21	02-May-21	**0.15 mg/l**	

Notes and Definitions

RL Reporting Limit - The lowest amount of a constituent that can be reliably quantified and reported.

Respectfully Submitted,

Steve Jefferson 5/24/2021
Laboratory Director

Pat-Chem Laboratories
1824 1st Street
San Fernando, CA 91340

CHAIN OF CUSTODY RECORD

Phone (818) 639-5300
Fax (818) 639-5306

Environmental Sample

Sample I.D.#: 21E0003

Customer: IPC - Integrated Performance Consultants, Inc.		Project: (MCC) Daily EFF	
Address: 9297 Research Drive		Sampled by: Eric Morris	P.O. #:
Irvine CA 92618		Report Attention: Ric Vardel / Golan Kfir	Phone #: 949-382-9067

Sample Description	Date Sampled	Time Sampled	# of bottles	Required Tests	Sample Type	Matrix	Bottle Type	Preserve	Field Data (pH / Temperature) pH: Field Lab
EFF	5/2/21	9:45	1	pH, T.Res.Chlorine	Grab	AQ	500ml Plastic	4°C	
	〃	〃	1	Total Coliform, Fecal Coliform	Grab	AQ	Coli Bottle	4°C, ST	
Geotracker EDD:									
Logcode: IPCI									
Global ID: WDR100000359									

	Signature	Print Name (Company)	Date	Time
Relinquished by		Eric Morris IPC	5/02/21	9:55
Received by		Juan Vasquez (PCL)	5/2/21	10:35
Relinquished by		Juan Vasquez (PCL)	5/2/21	12:05
Received by				
Relinquished by				
Received in lab by		Jordan Corkery	5/2/21	1205

Note: Samples are discarded 30 days after results are reported, unless other arrangements are made.

Sample Received Checklist

Temperature upon receipt: 4°C

# of bottles agrees with COC?	(Yes) No
Samples intact?	(Yes) No
Samples properly preserved?	(Yes) No
Samples in holding time?	(Yes) No

Compliance Monitor

Initial Flow _____

Final Flow _____

Sample Type
Grab
Comp

Matrix
AQ - Water
SO -Soil / Sludge
OT - Other

Bottle Type
P - Plastic
G - Amber Glass
VOA - 40 ml Vial
Coli - bacteria

Preservations
HC - HCl
HS - H_2SO_4
HN - HNO_3
HP - H_3PO_4
OH - NaOH
ST - Sodium Thiosulfate
AA - Ascorbic Acid
AI - $AlCl_3$
Cu - $CuSO_4$

PAT-CHEM
LABORATORIES

QUALITY ANALYTICAL SERVICES SINCE 1987

1824 1st Street
San Fernando, CA 91340
(818) 639-5300 ph
(818) 639-5306 fx
pat-chem.com

Customer: **Integrated Performance Consultants, Inc.**
9297 Research Drive
Irvine CA, 92618

Attention: Ric Vardel
Report Date: 24-May-21 12:54
Subject: (MCC) Daily EFF

Project/P.O.#: (MCC) Daily EFF

Parameter	Method	QC Batch	RL	Prepared	Analyzed	Result	Notes
EFF (Sample I.D.# : 21E0027-01) Collected: 03-May-21 By Mario Aguirre of IPC							
Microbiological							
Fecal Coliforms	SM 9221E	AE10325	1.8	03-May-21	05-May-21	**<1.8 MPN/100 ml**	
Total Coliforms	SM 9221B	AE10325	1.8	03-May-21	05-May-21	**<1.8 MPN/100 ml**	
Inorganic Constituents							
pH	SM 4500H-B	AE10805	0.1	03-May-21	03-May-21	**7.5 pH Units**	
Residual Chlorine	SM 4500Cl-G	AE10808	0.05	04-May-21	04-May-21	**0.07 mg/l**	

Notes and Definitions

RL Reporting Limit - The lowest amount of a constituent that can be reliably quantified and reported.

Respectfully Submitted,

Steve Jefferson 5/24/2021
Laboratory Director

Pat-Chem Laboratories
1824 1st Street
San Fernando, CA 91340

CHAIN OF CUSTODY RECORD

Phone (818) 639-5300
Fax (818) 639-5306

Environmental Sample

Sample I.D.#: 21E0027

Customer: IPC - Integrated Performance Consultants, Inc.		**Project:** (MCC) Daily EFF	
Address: 9297 Research Drive	**Sampled by:** Mario Aguirre	**P.O. #:**	
Irvine CA 92618	**Report Attention:** Ric Vardel / Golan Kfir	**Phone #:** 949-382-9067	

Sample Description	Date Sampled	Time Sampled	# of bottles	Required Tests	Sample Type	Matrix	Bottle Type	Preserve	Field Data (pH / Temperature) pH: Field Lab
EFF	5/3/21	11:00	1	pH, T.Res.Chlorine	Grab	AQ	500ml Plastic	4°C	
"	"	"	1	Total Coliform, Fecal Coliform	Grab	AQ	Coli Bottle	4°C, ST	

RECEIVED
MAY 03 2021
By

~~Geotracker EDD:~~
Logcode: IPCI
Global ID: WDR100000359

Signature	Print Name (Company)	Date	Time
Relinquished by	Mario Aguirre (IPC)	5/3/21	11:15
Received by	Juan Vasquez (PCL)	5/3/21	12:15
Relinquished by	Juan Vasquez (PCL)	5/3/21	15:44
Received by			
Relinquished by			
Received at lab by		MAY 03 2021	15:44

Sample Received Checklist

Temperature upon receipt: 4°C

# of bottles agrees with COC?	(Yes) No
Samples intact?	(Yes) No
Samples properly preserved?	(Yes) No
Samples in holding time?	(Yes) No

Compliance Monitor

Initial Flow _____

Final Flow _____

Sample Type
(Grab) Comp

Matrix
(AQ) - Water
SO -Soil / Sludge
OT - Other

Bottle Type
(P)- Plastic
G - Amber Glass
VOA - 40 ml Vial
(Coli) - bacteria

Preservations
HC - HCl
HS - H_2SO_4
HN - HNO_3
HP - H_3PO_4
OH - NaOH
(ST) - Sodium Thiosulfate
AA - Ascorbic Acid
AI - $AlCl_3$
Cu -$CuSO_4$

Note: Samples are discarded 30 days after results are reported, unless other arrangements are made.

PAT-CHEM
LABORATORIES

QUALITY ANALYTICAL SERVICES SINCE 1987

1824 1st Street
San Fernando, CA 91340
(818) 639-5300 ph
(818) 639-5306 fx
pat-chem.com

Customer: **Integrated Performance Consultants, Inc.**
9297 Research Drive
Irvine CA, 92618

Attention: Ric Vardel
Report Date: 24-May-21 13:47
Subject: (MCC) Monthly EFF

Project/P.O.#: (MCC) Monthly EFF

Parameter	Method	QC Batch	RL	Prepared	Analyzed	Result	Notes
EFF (Sample I.D.# : 21E0030-01) Collected: 03-May-21 By M.A. of IPC							
Physical Properties							
Total Dissolved Solids	SM 2540C	AE10634	5	06-May-21	07-May-21	**672 mg/l**	
Inorganic Constituents							
Chloride	EPA 300.0	AE10533	20.0	05-May-21	05-May-21	**178 mg/l**	
Sulfate as SO4	EPA 300.0	AE10533	10.0	05-May-21	05-May-21	**107 mg/l**	
Boron	EPA 200.7	AE10419	0.10	04-May-21	11-May-21	**0.29 mg/l**	
Phosphorus, Total as P	EPA 365.3	AE10811	0.05	08-May-21	08-May-21	**0.82 mg/l**	
Aggregate Organic Constituents							
MBAS	SM 5540 C	AE10421	0.20	04-May-21	04-May-21	**0.21 mg/l**	
Oil & Grease (HEM)	EPA 1664A	AE10426	5	04-May-21	04-May-21	**<5 mg/l**	

Notes and Definitions

RL Reporting Limit - The lowest amount of a constituent that can be reliably quantified and reported.

Respectfully Submitted,



Steve Jefferson 5/24/2021
Laboratory Director

Pat-Chem Laboratories
1824 1st Street
San Fernando, CA 91340

CHAIN OF CUSTODY RECORD

Phone (818) 639-5300
Fax (818) 639-5306

Environmental Sample

Sample I.D.#: 21E0030

Customer: IPC - Integrated Performance Consultants, Inc.		Project: (MCC) EFF - Monthly	
Address: 9297 Research Drive Irvine CA 92618	Sampled by: Mario Aguirre		P.O. #:
	Report Attention: Ric Vardel / Golan Kfir		Phone #: 949-382-9067

Sample Description	Date Sampled	Time Sampled	# of bottles	Required Tests	Sample Type	Matrix	Bottle Type	Preserve	Field Data (pH / Temperature) pH: Field Lab
EFF	5/3/21	11:10	1	Sulfate, Chloride, TDS	Grab	AQ	1/2 Gal. P	4°C	
"	"	"	1	MBAS	Grab	AQ	500 P	4°C	
"	"	"	1	Oil & Grease	Grab	AQ	1L G	HC	
"	"	"	1	Boron	Grab	AQ	250 P	HN	
"	"	"	1	T.Phos	Grab	AQ	500 P	4°C	
Geotracker EDD:									
Logcode: IPCI									
Global ID: WDR100000359									

RECEIVED
MAY 03 2021
By [signature]

Signature	Print Name (Company)	Date	Time
Relinquished by [signature]	Mario Aguirre (IPC)	5/3/21	11:15
Received by [signature]	Juan Vasquez (PCL)	5/3/21	12:15
Relinquished by [signature]	Juan Vasquez (PCL)	5/3/21	15:44
Received by			
Relinquished by			
Received in lab by [signature]		MAY 03 2021	15:44

Sample Received Checklist

Temperature upon receipt: 4°C
# of bottles agrees with COC? Yes No
Samples intact? Yes No
Samples properly preserved? Yes No
Samples in holding time? Yes No

Compliance Monitor

Initial Flow _____
Final Flow _____

Sample Type
Grab
Comp

Matrix
AQ - Water
SO - Soil / Sludge
OT - Other

Bottle Type
P - Plastic
G - Amber Glass
VOA - 40 ml Vial
Coli - bacteria

Preservations
HC - HCl
HS - H_2SO_4
HN - HNO_3
HP - H_3PO_4
OH - NaOH
ST - Sodium Thiosulfate
AA - Ascorbic Acid
Al - $AlCl_3$
Cu - $CuSO_4$

Note: Samples are discarded 30 days after results are reported, unless other arrangements are made.

Rev 2 Effective 5/1/17

PAT-CHEM LABORATORIES
QUALITY ANALYTICAL SERVICES SINCE 1987
1824 1st Street
San Fernando, CA 91340
(818) 639-5300 ph
(818) 639-5306 fx
pat-chem.com

Customer: **Integrated Performance Consultants, Inc.**
9297 Research Drive
Irvine CA, 92618

Attention: Ric Vardel
Report Date: 24-May-21 12:57
Subject: (MCC) Daily EFF

Project/P.O.#: (MCC) Daily EFF

Parameter	Method	QC Batch	RL	Prepared	Analyzed	Result	Notes
EFF (Sample I.D.# : 21E0070-01) Collected: 04-May-21 By GK of IPC							
Microbiological							
Fecal Coliforms	SM 9221E	AE10422	1.8	04-May-21	06-May-21	**<1.8 MPN/100 ml**	
Total Coliforms	SM 9221B	AE10422	1.8	04-May-21	06-May-21	**<1.8 MPN/100 ml**	
Inorganic Constituents							
pH	SM 4500H-B	AE10805	0.1	04-May-21	04-May-21	**7.5 pH Units**	
Residual Chlorine	SM 4500Cl-G	AE10808	0.05	05-May-21	05-May-21	**<0.05 mg/l**	

Notes and Definitions

RL Reporting Limit - The lowest amount of a constituent that can be reliably quantified and reported.

Respectfully Submitted,

Steve Jefferson 5/24/2021
Laboratory Director

Pat-Chem Laboratories
1824 1st Street
San Fernando, CA 91340

CHAIN OF CUSTODY RECORD

Phone (818) 639-5300
Fax (818) 639-5306

Environmental Sample

Sample I.D.#: 21E0070

Customer:	IPC - Integrated Performance Consultants, Inc.	Project:	(MCC) EFF - Daily
Address:	9297 Research Drive	Sampled by:	Golan Kfir
	Irvine CA 92618	Report Attention:	Ric Vardel / Golan Kfir
		P.O. #:	
		Phone #:	949-382-9067

Sample Description	Date Sampled	Time Sampled	# of bottles	Required Tests	Sample Type	Matrix	Bottle Type	Preserve	Field Data (pH / Temperature) pH: Field Lab
EFF	5/4/21	10:30	1	pH, T.Res.Chlorine	Grab	AQ	500ml Plastic	4°C	
	"	"	1	Total Coliform, Fecal Coliform	Grab	AQ	Coli Bottle	4°C, ST	

RECEIVED
MAY 04 2021
By

Geotracker EDD:
Logcode: IPCI
Global ID: WDR100000359

Signature	Print Name (Company)	Date	Time
Relinquished by: GK	Golan IPC	5/4/21	12:02
Received by:	Juan Vasquez (PCL)	5/4/21	12:02
Relinquished by:	Juan Vasquez (PCL)	5/4/21	15:30
Received by:			
Relinquished by:			
Received in lab by:	MAY 04 2021 1530		

Sample Received Checklist

Temperature upon receipt:	4	
# of bottles agrees with COC?	(Yes)	No
Samples intact?	(Yes)	No
Samples properly preserved?	(Yes)	No
Samples in holding time?	(Yes)	No

Compliance Monitor

Initial Flow _____

Final Flow _____

Sample Type	Preservations
(Grab) Comp	HC - HCl
Matrix	HS - H_2SO_4
(AQ) - Water	HN - HNO_3
SO -Soil / Sludge	HP - H_3PO_4
OT - Other	OH - NaOH
Bottle Type	(ST) Sodium Thiosulfate
(P) - Plastic	AA - Ascorbic Acid
G - Amber Glass	Al - $AlCl_3$
VOA - 40 ml Vial	Cu - $CuSO_4$
(Coli) - bacteria	

Note: Samples are discarded 30 days after results are reported, unless other arrangements are made.

Rev 2 Effective 5/1/17

PAT-CHEM LABORATORIES
QUALITY ANALYTICAL SERVICES SINCE 1987
1824 1st Street
San Fernando, CA 91340
(818) 639-5300 ph
(818) 639-5306 fx
pat-chem.com

Customer: **Integrated Performance Consultants, Inc.**
9297 Research Drive
Irvine CA, 92618

Attention: Ric Vardel
Report Date: 24-May-21 14:29
Subject: (MCC) Weekly INF

Project/P.O.#: (MCC) Weekly INF

Parameter	Method	QC Batch	RL	Prepared	Analyzed	Result	Notes
INF (Sample I.D.# : 21E0123-01) Collected: 04-May-21 By Carlos A. of IPC							
Physical Properties							
Total Suspended Solids	SM2540D	AE10930	1	09-May-21	09-May-21	**453 mg/l**	
Aggregate Organic Constituents							
Biochemical Oxygen Demand	SM 5210B	AE10539	2	05-May-21	10-May-21	**170 mg/l**	

Notes and Definitions

RL Reporting Limit - The lowest amount of a constituent that can be reliably quantified and reported.

Respectfully Submitted,



Steve Jefferson 5/24/2021
Laboratory Director

Pat-Chem Laboratories
1824 1st Street
San Fernando, CA 91340

CHAIN OF CUSTODY RECORD

Phone (818) 639-5300
Fax (818) 639-5306

Environmental Sample

Sample I.D.#: 21E0123

Customer:	IPC - Integrated Performance Consultants, Inc.	Project:	(MCC) Weekly INF
Address:	9297 Research Drive	Sampled by:	
	Irvine - CA 92618	Report Attention:	Ric Vardel / Golan Kfir
		P.O. #:	
		Phone #:	949-382-9067

Sample Description	Date Sampled	Time Sampled	# of bottles	Required Tests	Sample Type	Matrix	Bottle Type	Preserve	Field Data (pH / Temperature) pH: Field Lab
INF	05/04/21	0000	1	TSS	Comp	AQ	1-Liter Plastic	4°C	
"	"	"	1	BOD	Comp	AQ	1-Liter Plastic	4°C	

RECEIVED
MAY 05 2021
By

Geotracker EDD:
Logcode: IPCI
Global ID: WDR100000359

	Signature	Print Name (Company)	Date	Time
Relinquished by		Carlos Alvarez (IPC)	05/05/21	12:45
Received by		Juan Vasquez (PCL)	5/5/21	12:45
Relinquished by		Juan Vasquez (PCL)	5/5/21	14:25
Received by				
Relinquished by				
Received in Lab by		MAY 05 2021		14:25

Sample Received Checklist

Temperature upon receipt: 4 °C

# of bottles agrees with COC?	Yes	No
Samples intact?	Yes	No
Samples properly preserved?	Yes	No
Samples in holding time?	Yes	No

Compliance Monitor

Initial Flow _____

Final Flow _____

Sample Type
Grab
Comp

Matrix
AQ - Water
SO -Soil / Sludge
OT - Other

Bottle Type
P - Plastic
G - Amber Glass
VOA - 40 ml Vial
Coli - bacteria

Preservations
HC - HCl
HS - H_2SO_4
HN - HNO_3
HP - H_3PO_4
OH - NaOH
ST - Sodium Thiosulfate
AA - Ascorbic Acid
Al - $AlCl_3$
Cu - $CuSO_4$

Note: Samples are discarded 30 days after results are reported, unless other arrangements are made.

PAT-CHEM LABORATORIES
QUALITY ANALYTICAL SERVICES SINCE 1987
1824 1st Street
San Fernando, CA 91340
(818) 639-5300 ph
(818) 639-5306 fx
pat-chem.com

Customer: **Integrated Performance Consultants, Inc.**
9297 Research Drive
Irvine CA, 92618

Attention: Ric Vardel
Report Date: 24-May-21 12:59
Subject: (MCC) Daily EFF

Project/P.O.#: (MCC) Daily EFF

Parameter	Method	QC Batch	RL	Prepared	Analyzed	Result	Notes
EFF (Sample I.D.# : 21E0121-01) Collected: 05-May-21 By Carlos A. of IPC							
Microbiological							
Fecal Coliforms	SM 9221E	AE10538	1.8	05-May-21	07-May-21	**<1.8 MPN/100 ml**	
Total Coliforms	SM 9221B	AE10538	1.8	05-May-21	07-May-21	**<1.8 MPN/100 ml**	
Inorganic Constituents							
pH	SM 4500H-B	AE10805	0.1	05-May-21	05-May-21	**7.5 pH Units**	
Residual Chlorine	SM 4500Cl-G	AE10808	0.05	06-May-21	06-May-21	**0.06 mg/l**	

Notes and Definitions

RL Reporting Limit - The lowest amount of a constituent that can be reliably quantified and reported.

Respectfully Submitted,

Steve Jefferson 5/24/2021
Laboratory Director

Pat-Chem Laboratories
1824 1st Street
San Fernando, CA 91340

CHAIN OF CUSTODY RECORD

Phone (818) 639-5300
Fax (818) 639-5306

Environmental Sample

Sample I.D.#: 21E0121

Customer:	IPC - Integrated Performance Consultants, Inc.	Project :	(MCC) Daily EFF
Address:	9297 Research Drive	Sampled by:	Ric Vardel / Golan Kfir
	Irvine CA 92618	Report Attention:	
		P.O. #:	
		Phone #:	949-382-9067

Sample Description	Date Sampled	Time Sampled	# of bottles	Required Tests	Sample Type	Matrix	Bottle Type	Preserve	Field Data (pH / Temperature) pH: Field Lab
EFF	05/05/21	1155	1	pH, T.Res.Chlorine	Grab	AQ	500ml Plastic	4°C	
	(	1	1	Total Coliform, Fecal Coliform	Grab	AQ	Coli Bottle	4°C, ST	

RECEIVED
MAY 05 2021
By

Geotracker EDD:
Logcode: IPCI
Global ID: WDR100000359

	Signature	Print Name (Company)	Date	Time
Relinquished by		Carlos Alvarez (PCL)	05/05/21	12:45
Received by		Juan Vasquez (PCL)	5/5/21	12:45
Relinquished by		Juan Vasquez (PCL)	5/5/21	14:25
Received by				
Relinquished by				
Received in lab by		MAY 05 2021		14:25

Sample Received Checklist

Temperature upon receipt: 4 °C

# of bottles agrees with COC?	Yes	No
Samples intact?	Yes	No
Samples properly preserved?	Yes	No
Samples in holding time?	Yes	No

Compliance Monitor

Initial Flow _____

Final Flow _____

Sample Type: (Grab) Comp

Matrix: (AQ) - Water; SO -Soil / Sludge; OT - Other

Bottle Type: (P) - Plastic; G - Amber Glass; VOA - 40 ml Vial; Coli - bacteria

Preservations: HC - HCl; HS - H_2SO_4; HN - HNO_3; HP - H_3PO_4; OH - NaOH; (ST) - Sodium Thiosulfate; AA - Ascorbic Acid; AI - $AlCl_3$; Cu -$CuSO_4$

Note: Samples are discarded 30 days after results are reported, unless other arrangements are made.

PAT-CHEM
LABORATORIES

QUALITY ANALYTICAL SERVICES SINCE 1987

1824 1st Street
San Fernando, CA 91340
(818) 639-5300 ph
(818) 639-5306 fx
pat-chem.com

Customer: **Integrated Performance Consultants, Inc.**
9297 Research Drive
Irvine CA, 92618

Attention: Ric Vardel
Report Date: 24-May-21 14:23
Subject: (MCC) Weekly EFF

Project/P.O.#: (MCC) Weekly EFF

Parameter	Method	QC Batch	RL	Prepared	Analyzed	Result	Notes
EFF (Sample I.D.# : 21E0124-01) Collected: 05-May-21 By Carlos A. of IPC							
Physical Properties							
Total Suspended Solids	SM2540D	AE10638	1	06-May-21	07-May-21	**<1 mg/l**	
Inorganic Constituents							
Ammonia as N	EPA 350.1	AE10708	0.10	07-May-21	07-May-21	**<0.10 mg/l**	
Nitrate as N	EPA 353.2	AE10637	0.05	06-May-21	06-May-21	**0.32 mg/l**	
Nitrite as N	EPA 353.2	AE10637	0.05	06-May-21	06-May-21	**<0.05 mg/l**	
Total Kjeldahl Nitrogen	EPA 351.2	AE10703	0.10	07-May-21	07-May-21	**1.15 mg/l**	
EFF (Sample I.D.# : 21E0124-02) Collected: 04-May-21 By Carlos A. of IPC							
Aggregate Organic Constituents							
Biochemical Oxygen Demand	SM 5210B	AE10539	2	05-May-21	10-May-21	**3 mg/l**	

Notes and Definitions

RL Reporting Limit - The lowest amount of a constituent that can be reliably quantified and reported.

Respectfully Submitted,



Steve Jefferson 5/24/2021
Laboratory Director

Pat-Chem Laboratories
1824 1st Street
San Fernando, CA 91340

CHAIN OF CUSTODY RECORD

Phone (818) 639-5300
Fax (818) 639-5306

Environmental Sample

Sample I.D.#: 21E0124

Customer: IPC - Integrated Performance Consultants, Inc.		**Project:** (MCC) EFF - Weekly	
Address: 9297 Research Drive		**Sampled by:**	**P.O. #:**
Irvine CA 92618		**Report Attention:** Ric Vardel / Golan Khir	**Phone #:** 949-382-9067

Sample Description	Date Sampled	Time Sampled	# of bottles	Required Tests	Sample Type	Matrix	Bottle Type	Preserve	Field Data (pH / Temperature) pH: Field Lab
EFF	05/05/21	1155	1	TSS	Grab	AQ	1-Liter-Plastic	4°C	
			1	Ammonia, TKN	Grab	AQ	500ml Plastic	4°C	
			1	Nitrate, Nitrite	Grab	AQ	250ml Plastic	4°C	
	05/04/21	0000	1	BOD	Comp	AQ	1-Liter-Plastic	4°C	

RECEIVED
MAY 05 2021
By

Geotracker EDD:
Logcode: IPCI
Global ID: WDR100000359

	Signature	Print Name (Company)	Date	Time
Relinquished by		Carlos Alvarez (IPC)	05/05/21	12:45
Received by		Juan Vasquez (PCL)	5/5/21	12:45
Relinquished by		Juan Vasquez (PCL)	5/5/21	14:25
Received by				
Relinquished by				
Received by		MAY 05 2021		14:25

Note: Samples are discarded 30 days after results are reported, unless other arrangements are made.

Sample Received Checklist

Temperature upon receipt: 4°C

# of bottles agrees with COC?	(Yes)	No
Samples intact?	(Yes)	No
Samples properly preserved?	(Yes)	No
Samples in holding time?	(Yes)	No

Compliance Monitor

Initial Flow _____

Final Flow _____

Sample Type
(Grab)
(Comp)

Matrix
(AQ) - Water
SO -Soil / Sludge
OT - Other

Bottle Type
(P) - Plastic
G - Amber Glass
VOA - 40 ml Vial
Coli - bacteria

Preservations
HC - HCl
HS - H_2SO_4
HN - HNO_3
HP - H_3PO_4
OH - NaOH
ST - Sodium Thiosulfate
AA - Ascorbic Acid
AI - $AlCl_3$
Cu - $CuSO_4$

Pat-Chem Laboratories (PCL) Terms and Conditions

1. Definitions

"Terms and Conditions" means these Terms and Conditions of Sale, including the price schedule, and any additions or amendments hereto which are agreed to in writing. "Client" means the individual or entity who may request laboratory services, consulting or sampling services and its or its heirs, successors, assigns and representatives. "Price Schedule" means Pat-Chem Laboratories (PCL) standard price schedule as such document may be amended or revised from time to time by PCL.

2. Independent Contractor

PCL acts solely as an independent contractor in performing all services.

3. Orders and Acceptance

PCL offers and will accept orders for services (as defined herein) only under the following General Terms and Conditions (the "Terms"). These Terms shall not apply if PCL and the Client shall have executed a separate agreement in writing which does not incorporate the Terms. No modifications to the Terms shall be valid and binding unless in writing and signed by an authorized representative of the client and PCL.

The client may order services by submitting a written chain of custody (COC) to PCL. Any such order constitutes 1. an acceptance by the client of PCL's offer to do business with the client under the terms and condition and 2. an agreement to be bound by these terms and conditions. The Client's delivery of samples to PCL or initiation of consulting services constitutes the client's express assent to be governed by these terms and conditions. No contrary or additional terms and conditions expressed in a client's document shall be deemed to become a part of the contract created upon acceptance of the terms and conditions.

For purpose of this agreement, "services" shall mean all work to be performed for the client, including provision of all equipment and materials to be furnished by PCL.

4. Limit of Liability

PCL will perform the services in accordance with the normal standards of workmanship in the profession. Where applicable, PCL will use analytical methodologies which are in substantial conformity with the U.S Environmental Protection Agency (EPA), CA Waterboard (ELAP), American Society for Testing and Materials (ASTM), Association of Official Analytical Chemists (AOAC), Standard Methods (SM) of the Examination of Water and Wastewater and/or other recognized methodologies. PCL reserves the right to deviate from these methodologies if necessary or appropriate due to the nature or compositions of the samples or otherwise based on the reasonable judgement of PCL. Deviations, if any, will be made on a basis consistent with the recognized standards of the industry and/or PCL Standard Operating Procedures (SOP) and/or our QA/QC policies. The total liability of PCL, its officers, agents, employees or successors to the client arising out of or in connection with the services to be provided herein, shall not exceed the stipulated amount for said services. Client's acceptance of a work order and /or proposal releases PCL from any liability in excess of the invoiced amount for the services notwithstanding any provisions to the contrary in any client purchase orders or contracts.

5. Clients Responsibility

Unless PCL personnel performs the sampling, the client shall be responsible for the condition which the samples are collected and for conditions in and about the sampling site and for advising PCL of the same and all information required to enable PCL to perform its services safely and efficiently.

6. Cancellation

Client may cancel any order for services hereunder subject to payment for all services rendered and out-of-pocket expenses incurred up to the date of cancellation in accordance with the applicable Price Schedule.

7. Overriding Agreement

The parties agree that the Terms shall govern performance of Client's initial order and all subsequent orders for additional services, whether placed in writing or verbally, except to the extent the Terms are modified in writing and executed by an authorized representative of both parties.

8. Force Majeure

PCL shall not be responsible for delay or failure to perform the services pursuant to this agreement due to causes beyond its control.

9. Confidentiality

Data and the sample materials provided by client or at client's request and the results obtained by PCL shall be held in confidence unless such information is generally available to the public or is the public domain or client has filed to pay PCL for all services rendered or is otherwise in breach of the agreement subject to any disclosure required by law or legal process. PCL shall use the same standard of care it uses in protecting its own confidential data and shall not be responsible for unauthorized disclosure of said data, unless such disclosure was inherent in PCL reports and information provided thereunder and for the exclusive use and benefit of client and client agrees there shall be no third parties beneficiary of such reports, data or information. Client will not disclose to any third party any information concerning technical information, software, price, and all other formulations.

10. Hold Harmless

Client releases and shall save, indemnify, defend and hold PCL its employees, officers, directors, agents, affiliates, subsidiaries and parent harmless from and against any and all liabilities, losses, damages, claims, demands, causes of action, costs and associated expenses, including, but not limited to, all court fees, litigation expenses and awards arising in favor of Client, or any third party as a result of, and/or in any way occurring incident to arising out of, or in connection with the performance of services by PCL pursuant to this agreement and/or transportation, handling or disposal of client's hazardous materials. 1. injury, sickness or death of persons 2. loss of, damage to, loss of, or loss of use of property, and/or 3. the above risk of injury and its character. This indemnity does not apply to any of the foregoing losses, costs, damages, or injuries caused solely by the gross negligence or willful misconduct of PCL or its employees. Further, this indemnity shall specifically apply to certain claims, damages, actions of every kind and character arising out of or in connection with the negligence of or breach of contract by any indemnified Person, whether Actual or alleged, in the performance of services under this agreement. The foregoing indemnities will be in addition to any liability which the client might otherwise have to PCL and the other indemnified Persons. To the extent necessary under applicable law, client agrees that its indemnity obligation will be supported by available liability insurance coverage as be furnished by client, which insurance shall be to the maximum amounts permitted under applicable law. In no event shall PCL be liable to client for indirect, punitive, special, incidental or consequential damages (including, without limitation, loss of profit or business interruption) litigation expenses or other fees including, without limitation, attorney's fees, court costs, and /or pre or post judgment interest), or any other expenses or costs incurred by client or any other party in any litigation against or involving PCL or any indemnified person in connection with this agreement or all services provided under this agreement even if client is the prevailing party.

11. Hazardous Substances

For PCL to perform the services requested by client, client will provide and PCL will receive samples material(s) for analytes such as asbestos, polychlorinated biphenyls, bacteria or any other hazardous or toxic material, wastes and substances which are defined, determined or identified as such under federal, state or local laws, rules, PCL policies or regulations (whether now existing or hereafter enacted or promulgated or any judicial or administrative interpretations of any thereof (the "Hazardous Materials"). Client understands and agrees that any hazardous material received by PCL from client or at client's request shall remain the property of Client and that upon completion of PCL's services, PCL will dispose of all unused portions of samples as specified by client or by PCL's QA/QC policies. In the event the client does not specify its preferred method of disposal, PCL will return to the client all unused samples which contain Hazardous Materials. PCL reserves the right to charge the client for the disposal of unused samples in accordance with PCL's current sample disposal policy. In addition, all samples received by PCL for any lab bacterial analysis. Client will be charged a sample disposal fee, per sample submitted, in accordance with our QA/QC policies and procedures.

12. Prices/Payments

Client shall pay PCL in accordance with PCL's applicable price schedule in effect in the area of operations on the date the services were tendered or with prices quoted and later confirmed in writing. The price schedule is subject to change at any time without notice. Payment in advance or when services is completed is required for all new clients or until a history of payment and/or credit account has been established with PCL. For those clients with an established credit account, the terms for payment of charges are NET CASH within thirty (30) days from date of invoices. To the fullest extent permitted (if at all) by applicable law, any amount unpaid as the end of thirty (30) days is subject to interest at the lesser of the maximum rate permitted by law or one and one-half percent (1.5%) per month on the unpaid balances. If unpaid accounts are collected through legal proceedings or by an attorney, the client shall pay reasonable costs and attorney's fees or agents' fees associated with such collection procedure or efforts.

13. Agreement Modification

Changes, modifications or amendments to the terms shall be effective only in writing and executed by an officer of PCL and by clients authorized representative, except that subsequent orders for additional services may be verbal or in writing.

14. No Third Party Beneficiaries: No Right of Reliance

PCL shall have no responsibility or liability for client's use of or reliance on data, information, or reports furnished by PCL. Client is securing services hereunder for his own account, and not as agent or broker, or in any other representative capacity for any other person or entity. It is agreed and acknowledged that there are no third party beneficiaries to this agreement, and that no third party may rely on such data, information or reports. Client represents, warrants, and agrees that said data, information and reports are not requested, or shall be used to relied upon, in connection with or as part of, the purchase, sale, underwriting, or distribution of any securities, any periodic or other reporting to the holders of any security, the securing, amendment, renewal, or extension of any loan from any financial institution or other lender or the certification to or contracting with, directly or indirectly, any governmental agency or department.

15. Rush Analysis

Rush analyses are available for an additional charge and must be arranged in advanced. If, for any unforeseen reason, the rush turnaround time cannot be met, the normal price will apply.

16. Holding Times

PCL cannot be responsible for holding times that are exceeded because of samples that are delivered on weekends or after 2pm on weekdays without prior modification and acceptance. Standard holding times and storage conditions should be reviewed prior to any samples being received by PCL. A list of holding times can be provided to the client if requested. All analyses with holding times of 14 days or less, samples must arrive within 96 hours to allow PCL to meet holding times without applying a rush surcharge. All short holding times 7 7 days, samples must arrive at the lab within 24 hours before expiration to insure that the holding times can be met. Short Holding Times of 48 hours or less (bacteria is 6 hours) must be delivered that same day in order to guarantee holding times are met. After hours, late delivery, freight company delays or similar issues are subject to additional rush fees and/or the inability to meet holding times. All holding times are in effect as of the publication date of this fee schedule and are subject to change without notice.

17. Sample Retention

All samples are retained for at least thirty (30) days after analysis has been completed. Sample storage for longer periods is by request only. Pre-arranged long term storage is subject to an additional charge. Samples will be discarded at the end of the pre-arranged storage time.

18. Sample Pick Up/Field Tech Sampling

All pick up/sampling fees have been notated on the fee schedule. Reasonable time has been allocated for each pick up or service. Unnecessary delays during the pick up or sampling, might be accessed an additional fee.

PAT-CHEM LABORATORIES
QUALITY ANALYTICAL SERVICES SINCE 1987
1824 1st Street
San Fernando, CA 91340
(818) 639-5300 ph
(818) 639-5306 fx
pat-chem.com

Customer: **Integrated Performance Consultants, Inc.**
9297 Research Drive
Irvine CA, 92618

Attention: Ric Vardel
Report Date: 24-May-21 13:02
Subject: (MCC) Daily EFF

Project/P.O.#: (MCC) Daily EFF

Parameter	Method	QC Batch	RL	Prepared	Analyzed	Result	Notes
EFF (Sample I.D.# : 21E0154-01) Collected: 06-May-21 By GK of IPC							
Microbiological							
Fecal Coliforms	SM 9221E	AE10640	1.8	06-May-21	08-May-21	**<1.8 MPN/100 ml**	
Total Coliforms	SM 9221B	AE10640	1.8	06-May-21	08-May-21	**<1.8 MPN/100 ml**	
Inorganic Constituents							
pH	SM 4500H-B	AE10805	0.1	06-May-21	06-May-21	**7.5 pH Units**	
Residual Chlorine	SM 4500Cl-G	AE10808	0.05	07-May-21	07-May-21	**0.06 mg/l**	

Notes and Definitions

RL Reporting Limit - The lowest amount of a constituent that can be reliably quantified and reported.

Respectfully Submitted,

Steve Jefferson 5/24/2021
Laboratory Director

Pat-Chem Laboratories
1824 1st Street
San Fernando, CA 91340

CHAIN OF CUSTODY RECORD

Phone (818) 639-5300
Fax (818) 639-5306

Environmental Sample

Sample I.D.#: 21E0154

Customer: IPC - Integrated Performance Consultants, Inc.		Project : (MCC) Daily EFF	
Address: 9297 Research Drive Irvine CA 92618	Sampled by: Golan Kfir Report Attention: Ric Vardel / Golan Kfir	P.O. #: Phone #: 949-382-9067	

Sample Description	Date Sampled	Time Sampled	# of bottles	Required Tests	Sample Type	Matrix	Bottle Type	Preserve	Field Data (pH / Temperature) pH: Field Lab
EFF	5/6/21	11:00	1	pH, T.Res.Chlorine	Grab	AQ	500ml Plastic	4°C	
	"	"	1	Total Coliform, Fecal Coliform	Grab	AQ	Coli Bottle	4°C, ST	

RECEIVED
MAY 06 2021
By

Geotracker EDD:
Logcode: IPCI
Global ID: WDR100000359

Signature	Print Name (Company)	Date	Time
Relinquished by: GK	Golan IPC	5/6/21	12:00
Received by:	Juan Vasquez (PCL)	5/6/21	12:00
Relinquished by:	Juan Vasquez (PCL)	5/6/21	13:00
Received by:			
Relinquished by:			
Received in lab by:		MAY 06 2021	13:00

Sample Received Checklist

Temperature upon receipt: 4 °C

# of bottles agrees with COC?	(Yes) No
Samples intact?	(Yes) No
Samples properly preserved?	(Yes) No
Samples in holding time?	(Yes) No

Compliance Monitor

Initial Flow _____

Final Flow _____

Sample Type	Preservations
(Grab) Comp	HC - HCl
Matrix	HS - H_2SO_4
(AQ) - Water	HN - HNO_3
SO -Soil / Sludge	HP - H_3PO_4
OT - Other	OH - NaOH
Bottle Type	(ST) - Sodium Thiosulfate
(P)- Plastic	AA - Ascorbic Acid
G - Amber Glass	Al - $AlCl_3$
VOA - 40 ml Vial	Cu -$CuSO_4$
(Coli) - bacteria	

Note: Samples are discarded 30 days after results are reported, unless other arrangements are made.

Rev 2 Effective 5/1/17

PAT-CHEM
LABORATORIES

QUALITY ANALYTICAL SERVICES SINCE 1987

1824 1st Street
San Fernando, CA 91340
(818) 639-5300 ph
(818) 639-5306 fx
pat-chem.com

Customer: **Integrated Performance Consultants, Inc.**
9297 Research Drive
Irvine CA, 92618

Attention: Ric Vardel
Report Date: 24-May-21 13:04
Subject: (MCC) Daily EFF

Project/P.O.#: (MCC) Daily EFF

Parameter	Method	QC Batch	RL	Prepared	Analyzed	Result	Notes
EFF (Sample I.D.# : 21E0191-01) Collected: 07-May-21 By C.A of IPC							
Microbiological							
Fecal Coliforms	SM 9221E	AE10707	1.8	07-May-21	09-May-21	**<1.8 MPN/100 ml**	
Total Coliforms	SM 9221B	AE10707	1.8	07-May-21	09-May-21	**<1.8 MPN/100 ml**	
Inorganic Constituents							
pH	SM 4500H-B	AE10805	0.1	07-May-21	07-May-21	**7.5 pH Units**	
Residual Chlorine	SM 4500Cl-G	AE10807	0.05	08-May-21	08-May-21	**0.12 mg/l**	

Notes and Definitions

RL Reporting Limit - The lowest amount of a constituent that can be reliably quantified and reported.

Respectfully Submitted,

Steve Jefferson 5/24/2021
Laboratory Director

Pat-Chem Laboratories
1824 1st Street
San Fernando, CA 91340

CHAIN OF CUSTODY RECORD

Phone (818) 639-5300
Fax (818) 639-5306

Environmental Sample

Sample I.D.#: 21E0191

Customer:	IPC - Integrated Performance Consultants, Inc.	Project:	(MCC) Daily EFF
Address:	9297 Research Drive Irvine CA 92618	Sampled by:	Ric Vardel / Golan Kfir
		Report Attention:	
		P.O. #:	
		Phone #:	949-382-9067

Sample Description	Date Sampled	Time Sampled	# of bottles	Required Tests	Sample Type	Matrix	Bottle Type	Preserve	Field Data (pH / Temperature) pH: Field Lab
EFF	05/07/21	1105	1	pH, T.Res.Chlorine	Grab	AQ	500ml Plastic	4°C	
	"	"	1	Total Coliform, Fecal Coliform	Grab	AQ	Coli Bottle	4°C, ST	

RECEIVED
MAY 07 2021
By

Geotracker EDD:
Logcode: IPCI
Global ID: WDR100000359

	Signature	Print Name (Company)	Date	Time
Relinquished by		Carlos Nuno (IPC)	05/07/21	1115
Received by		Richard Martinez (IPC)	5/7/21	1410
Relinquished by		Richard Mtz	5/7/21	1700
Received by				
Relinquished by				
Received in lab by		MAY 07 2021		17:00

Sample Received Checklist

Temperature upon receipt: 4°C

# of bottles agrees with COC?	Yes	No
Samples intact?	Yes	No
Samples properly preserved?	Yes	No
Samples in holding time?	Yes	No

Compliance Monitor

Initial Flow _____

Final Flow _____

Sample Type
(Grab)
Comp

Matrix
(AQ) - Water
SO -Soil / Sludge
OT - Other

Bottle Type
P - Plastic
G - Amber Glass
VOA - 40 ml Vial
(Coli) - bacteria

Preservations
HC - HCl
HS - H_2SO_4
HN - HNO_3
HP - H_3PO_4
OH - NaOH
(ST) - Sodium Thiosulfate
AA - Ascorbic Acid
AI - $AlCl_3$
Cu - $CuSO_4$

Note: Samples are discarded 30 days after results are reported, unless other arrangements are made.

PAT-CHEM LABORATORIES
QUALITY ANALYTICAL SERVICES SINCE 1987
1824 1st Street
San Fernando, CA 91340
(818) 639-5300 ph
(818) 639-5306 fx
pat-chem.com

Customer: **Integrated Performance Consultants, Inc.**
9297 Research Drive
Irvine CA, 92618

Attention: Ric Vardel
Report Date: 24-May-21 13:06
Subject: (MCC) Daily EFF

Project/P.O.#: (MCC) Daily EFF

Parameter	Method	QC Batch	RL	Prepared	Analyzed	Result	Notes
EFF (Sample I.D.# : 21E0206-01) Collected: 08-May-21 By C.A of IPC							
Microbiological							
Fecal Coliforms	SM 9221E	AE10804	1.8	08-May-21	10-May-21	**<1.8 MPN/100 ml**	
Total Coliforms	SM 9221B	AE10804	1.8	08-May-21	10-May-21	**<1.8 MPN/100 ml**	
Inorganic Constituents							
pH	SM 4500H-B	AE10817	0.1	08-May-21	08-May-21	**7.4 pH Units**	
Residual Chlorine	SM 4500Cl-G	AE10816	0.05	08-May-21	08-May-21	**0.10 mg/l**	

Notes and Definitions

RL Reporting Limit - The lowest amount of a constituent that can be reliably quantified and reported.

Respectfully Submitted,

Steve Jefferson 5/24/2021
Laboratory Director

Pat-Chem Laboratories
1824 1st Street
San Fernando, CA 91340

CHAIN OF CUSTODY RECORD

Phone (818) 639-5300
Fax (818) 639-5306

Environmental Sample

Sample I.D.#: 21E0206

Customer: IPC - Integrated Performance Consultants, Inc.		Project : (MCC) Daily EFF	
Address: 9297 Research Drive		Sampled by: Jesus Avalos / Ric Vardel / Golan Kfir	P.O. #:
Irvine CA 92618		Report Attention:	Phone #: 949-382-9067

Sample Description	Date Sampled	Time Sampled	# of bottles	Required Tests	Sample Type	Matrix	Bottle Type	Preserve	Field Data (pH / Temperature) pH: Field Lab
EFF	5/8/21	10:50	1	pH, T.Res.Chlorine	Grab	AQ	500ml Plastic	4°C	
"	"	"	1	Total Coliform, Fecal Coliform	Grab	AQ	Coli Bottle	4°C, ST	
Geotracker EDD:									
Logcode: IPCI									
Global ID: WDR100000359									

Signature	Print Name (Company)	Date	Time
Relinquished by: Jesus Avalos	Jesus Avalos (IPC)	5/8/21	10:55
Received by:	Richard Martinez (PCL)	5/8/21	1150
Relinquished by:			
Received by:			
Relinquished by:			
Received in lab by:	Richard Martinez	5/8/21	1320

Sample Received Checklist

Temperature upon receipt: _____
# of bottles agrees with COC? Yes No
Samples intact? Yes No
Samples properly preserved? Yes No
Samples in holding time? Yes No

Compliance Monitor

Initial Flow _____
Final Flow _____

Sample Type
Grab
Comp

Matrix
AQ - Water
SO -Soil / Sludge
OT - Other

Bottle Type
P - Plastic
G - Amber Glass
VOA - 40 ml Vial
Coli - bacteria

Preservations
HC - HCl
HS - H_2SO_4
HN - HNO_3
HP - H_3PO_4
OH - NaOH
ST - Sodium Thiosulfate
AA - Ascorbic Acid
AI - $AlCl_3$
Cu - $CuSO_4$

Note: Samples are discarded 30 days after results are reported, unless other arrangements are made.

Rev 2 Effective 5/1/17

PAT-CHEM LABORATORIES
QUALITY ANALYTICAL SERVICES SINCE 1987
1824 1st Street
San Fernando, CA 91340
(818) 639-5300 ph
(818) 639-5306 fx
pat-chem.com

Customer: **Integrated Performance Consultants, Inc.**
9297 Research Drive
Irvine CA, 92618

Attention: Ric Vardel
Report Date: 24-May-21 13:10
Subject: (MCC) Daily EFF

Project/P.O.#: (MCC) Daily EFF

Parameter	Method	QC Batch	RL	Prepared	Analyzed	Result	Notes
EFF (Sample I.D.# : 21E0213-01) Collected: 09-May-21 By EM of IPC							
Microbiological							
Fecal Coliforms	SM 9221E	AE10928	1.8	09-May-21	11-May-21	**<1.8 MPN/100 ml**	
Total Coliforms	SM 9221B	AE10928	1.8	09-May-21	11-May-21	**<1.8 MPN/100 ml**	
Inorganic Constituents							
pH	SM 4500H-B	AE11507	0.1	09-May-21	09-May-21	**7.9 pH Units**	
Residual Chlorine	SM 4500Cl-G	AE11128	0.05	10-May-21	10-May-21	**0.16 mg/l**	

Notes and Definitions

RL Reporting Limit - The lowest amount of a constituent that can be reliably quantified and reported.

Respectfully Submitted,



Steve Jefferson 5/24/2021
Laboratory Director

Pat-Chem Laboratories
1824 1st Street
San Fernando, CA 91340

CHAIN OF CUSTODY RECORD

Phone (818) 639-5300
Fax (818) 639-5306

Environmental Sample

Sample I.D.#: 21E0213

Customer:	IPC - Integrated Performance Consultants, Inc.	Project :	(MCC) Daily EFF
Address:	9297 Research Drive	Sampled by:	Eric Morris
	Irvine CA 92618	Report Attention:	Ric Vardel / Golan Kfir
		P.O. #:	
		Phone #:	949-382-9067

Sample Description	Date Sampled	Time Sampled	# of bottles	Required Tests	Sample Type	Matrix	Bottle Type	Preserve	Field Data (pH / Temperature) pH: Field Lab
EFF	5/9/21	1022	1	pH, T.Res.Chlorine	Grab	AQ	500ml Plastic	4°C	
	"	"	1	Total Coliform, Fecal Coliform	Grab	AQ	Coli Bottle	4°C, ST	

Geotracker EDD:
Logcode: IPCI
Global ID: WDR100000359

Relinquished by / Received by / Relinquished by / Received by / Relinquished by / Received in lab by	Signature	Print Name (Company)	Date	Time
Relinquished by		Eric Morris IPC	5/9/21	10:30
Received by		Juan Vasquez (PCL)	5/9/21	11:50
Relinquished by		Juan Vasquez (PCL)	5/9/21	13:27
Received by				
Relinquished by				
Received in lab by		Jordan Corkery	5/9/21	1327

Sample Received Checklist

Temperature upon receipt: 4°C
# of bottles agrees with COC? (Yes) No
Samples intact? (Yes) No
Samples properly preserved? (Yes) No
Samples in holding time? (Yes) No

Compliance Monitor

Initial Flow _____
Final Flow _____

Sample Type	Preservations
Grab	**HC** - HCl
Comp	**HS** - H_2SO_4
Matrix	**HN** - HNO_3
AQ - Water	**HP** - H_3PO_4
SO -Soil / Sludge	**OH** - NaOH
OT - Other	**ST** - Sodium Thiosulfate
Bottle Type	**AA** - Ascorbic Acid
P - Plastic	**Al** - $AlCl_3$
G - Amber Glass	**Cu** -$CuSO_4$
VOA - 40 ml Vial	
Coli - bacteria	

Note: Samples are discarded 30 days after results are reported, unless other arrangements are made.

Rev 2 Effective 5/1/17

PAT-CHEM
LABORATORIES

QUALITY ANALYTICAL SERVICES SINCE 1987

1824 1st Street
San Fernando, CA 91340
(818) 639-5300 ph
(818) 639-5306 fx
pat-chem.com

Customer: **Integrated Performance Consultants, Inc.**
9297 Research Drive
Irvine CA, 92618

Attention: Ric Vardel
Report Date: 24-May-21 13:14
Subject: (MCC) Daily EFF

Project/P.O.#: (MCC) Daily EFF

Parameter	Method	QC Batch	RL	Prepared	Analyzed	Result	Notes
EFF (Sample I.D.# : 21E0226-01) Collected: 10-May-21 By C.A of IPC							
Microbiological							
Fecal Coliforms	SM 9221E	AE11023	1.8	10-May-21	12-May-21	**<1.8 MPN/100 ml**	
Total Coliforms	SM 9221B	AE11023	1.8	10-May-21	12-May-21	**<1.8 MPN/100 ml**	
Inorganic Constituents							
pH	SM 4500H-B	AE11507	0.1	10-May-21	10-May-21	**7.7 pH Units**	
Residual Chlorine	SM 4500Cl-G	AE11128	0.05	11-May-21	11-May-21	**0.09 mg/l**	

Notes and Definitions

RL Reporting Limit - The lowest amount of a constituent that can be reliably quantified and reported.

Respectfully Submitted,

Steve Jefferson 5/24/2021
Laboratory Director

Pat-Chem Laboratories
1824 1st Street
San Fernando, CA 91340

CHAIN OF CUSTODY RECORD

Phone (818) 639-5300
Fax (818) 639-5306

Environmental Sample

Sample I.D.#: 21E0226

Customer:	IPC - Integrated Performance Consultants, Inc.	Project :	(MCC) Daily EFF
Address:	9297 Research Drive Irvine CA 92618	Sampled by:	Ric Vardel / Golan Kfir
		Report Attention:	
		P.O. #:	
		Phone #:	949-382-9067

Sample Description	Date Sampled	Time Sampled	# of bottles	Required Tests	Sample Type	Matrix	Bottle Type	Preserve	Field Data (pH / Temperature) pH: Field Lab
EFF	05/10/21	1140	1	pH, T.Res.Chlorine	Grab	AQ	500ml Plastic	4°C	7.7 / 16.9 °C
			1	Total Coliform, Fecal Coliform	Grab	AQ	Coli Bottle	4°C, ST	
1	1	1							

RECEIVED
MAY 10 2021
By

Geotracker EDD:
Logcode: IPCI
Global ID: WDR100000359

	Signature	Print Name (Company)	Date	Time
Relinquished by		Carlos Alvarez (C&C)	05/10/21	1150
Received by		Cindy Murray	5-10-21	12:30
Relinquished by		Cindy Murray	5-10-21	13:25
Received by				
Relinquished by				
Received in lab by		MAY 10 2021		13:25

Sample Received Checklist

Temperature upon receipt: 4 °C

# of bottles agrees with COC?	Yes	No
Samples intact?	Yes	No
Samples properly preserved?	Yes	No
Samples in holding time?	Yes	No

Compliance Monitor

Initial Flow _____

Final Flow _____

Sample Type	Preservations
Grab Comp	HC - HCl HS - H_2SO_4 HN - HNO_3 HP - H_3PO_4 OH - NaOH ST - Sodium Thiosulfate AA - Ascorbic Acid Al - $AlCl_3$ Cu - $CuSO_4$
Matrix AQ - Water SO - Soil / Sludge OT - Other	
Bottle Type P - Plastic G - Amber Glass VOA - 40 ml Vial Coli - bacteria	

Note: Samples are discarded 30 days after results are reported, unless other arrangements are made.

Rev 2 Effective 5/1/17

PAT-CHEM
LABORATORIES

QUALITY ANALYTICAL SERVICES SINCE 1987

1824 1st Street
San Fernando, CA 91340
(818) 639-5300 ph
(818) 639-5306 fx
pat-chem.com

Customer: **Integrated Performance Consultants, Inc.**
9297 Research Drive
Irvine CA, 92618

Attention: Ric Vardel
Report Date: 24-May-21 13:16
Subject: (MCC) Daily EFF

Project/P.O.#: (MCC) Daily EFF

Parameter	Method	QC Batch	RL	Prepared	Analyzed	Result	Notes
EFF (Sample I.D.# : 21E0257-01) Collected: 11-May-21 By M.A. of IPC							
Microbiological							
Fecal Coliforms	SM 9221E	AE11124	1.8	11-May-21	13-May-21	**<1.8 MPN/100 ml**	
Total Coliforms	SM 9221B	AE11124	1.8	11-May-21	13-May-21	**<1.8 MPN/100 ml**	
Inorganic Constituents							
pH	SM 4500H-B	AE11507	0.1	11-May-21	11-May-21	**7.6 pH Units**	
Residual Chlorine	SM 4500Cl-G	AE11333	0.05	12-May-21	12-May-21	**0.07 mg/l**	

Notes and Definitions

RL Reporting Limit - The lowest amount of a constituent that can be reliably quantified and reported.

Respectfully Submitted,



Steve Jefferson 5/24/2021
Laboratory Director

Pat-Chem Laboratories
1824 1st Street
San Fernando, CA 91340

CHAIN OF CUSTODY RECORD

Phone (818) 639-5300
Fax (818) 639-5306

Environmental Sample

Sample I.D.#: 21E0257

Customer: IPC - Integrated Performance Consultants, Inc.		Project : (MCC) Daily EFF	
Address: 9297 Research Drive Irvine CA 92618	Sampled by: Mario Aguirre Report Attention: Ric Vardel / Golan Kfir	P.O. #: Phone #: 949-382-9067	

Sample Description	Date Sampled	Time Sampled	# of bottles	Required Tests	Sample Type	Matrix	Bottle Type	Preserve	Field Data (pH / Temperature) pH: Field Lab
EFF	5/11/21	11:17	1	pH, T.Res.Chlorine	Grab	AQ	500ml Plastic	4°C	7.6/18.4
"	"	"	1	Total Coliform, Fecal Coliform	Grab	AQ	Coli Bottle	4°C, ST	

RECEIVED
MAY 11 2021
By

Geotracker EDD:
Logcode: IPCI
Global ID: WDR100000359

	Signature	Print Name (Company)	Date	Time
Relinquished by		Mario Aguirre (IPC)	5/11/21	11:20
Received by		[illegible]	5/11/21	13:10
Relinquished by		[illegible]	5/11/21	15:10
Received by				
Relinquished by				
Received in lab by		MAY 11 2021		15:10

Sample Received Checklist

Temperature upon receipt: 4 °C

# of bottles agrees with COC?	Yes	No
Samples intact?	Yes	No
Samples properly preserved?	Yes	No
Samples in holding time?	Yes	No

Compliance Monitor

Initial Flow _____

Final Flow _____

Sample Type	Preservations
Grab	HC - HCl
Comp	HS - H_2SO_4
Matrix	HN - HNO_3
AQ - Water	HP - H_3PO_4
SO -Soil / Sludge	OH - NaOH
OT - Other	ST - Sodium Thiosulfate
Bottle Type	AA - Ascorbic Acid
P - Plastic	AI - $AlCl_3$
G - Amber Glass	Cu -$CuSO_4$
VOA - 40 ml Vial	
Coli - bacteria	

Note: Samples are discarded 30 days after results are reported, unless other arrangements are made.

Rev 2 Effective 5/1/17

PAT-CHEM
LABORATORIES
QUALITY ANALYTICAL SERVICES SINCE 1987
1824 1st Street
San Fernando, CA 91340
(818) 639-5300 ph
(818) 639-5306 fx
pat-chem.com

Customer: **Integrated Performance Consultants, Inc.**
9297 Research Drive
Irvine CA, 92618

Attention: Ric Vardel
Report Date: 24-May-21 14:32
Subject: (MCC) Weekly INF

Project/P.O.#: (MCC) Weekly INF

Parameter	Method	QC Batch	RL	Prepared	Analyzed	Result	Notes
INF (Sample I.D.# : 21E0289-01) Collected: 11-May-21 By Carlos A. of IPC							
Physical Properties							
Total Suspended Solids	SM2540D	AE11330	1	13-May-21	13-May-21	**262 mg/l**	
Aggregate Organic Constituents							
Biochemical Oxygen Demand	SM 5210B	AE11233	2	12-May-21	17-May-21	**530 mg/l**	

Notes and Definitions

RL Reporting Limit - The lowest amount of a constituent that can be reliably quantified and reported.

Respectfully Submitted,



Steve Jefferson 5/24/2021
Laboratory Director

Pat-Chem Laboratories
1824 1st Street
San Fernando, CA 91340

CHAIN OF CUSTODY RECORD

Phone (818) 639-5300
Fax (818) 639-5306

Environmental Sample

Sample I.D.#: 21E0289

Customer:	IPC - Integrated Performance Consultants, Inc	Project :	(MCC) Weekly INF
Address:	9297 Research Drive	Sampled by:	C. D.
	Irvine - CA 92618	Report Attention:	Ric Vardei / Goian Kfir
		P.O. #:	
		Phone #:	949-382-9067

Sample Description	Date Sampled	Time Sampled	# of bottles	Required Tests	Sample Type	Matrix	Bottle Type	Preserve	Field Data (pH / Temperature) pH: Field Lab
INF	05/11/21	0000	1	TSS	Comp	AQ	1-Liter Plastic	4°C	7.7 20.7°C
"	"	"	1	BOD	Comp	AQ	1-Liter Plastic	4°C	

RECEIVED
MAY 12 2021
By

Geotracker EDD:
Logcode: IPCI
Global ID: WDR100000359

	Signature	Print Name (Company)	Date	Time
Relinquished by		Carlos Alvarez (IPC)	05/12/21	12:15
Received by		Cindy Mayhew	5-12-21	12:15
Relinquished by		Cindy Mayhew	5/12/21	13:50
Received by				
Relinquished by				
Received at Lab by		MAY 12 2021		13:50

Sample Received Checklist

Temperature upon receipt: 4°C

# of bottles agrees with COC?	Yes	No
Samples intact?	Yes	No
Samples properly preserved?	Yes	No
Samples in holding time?	Yes	No

Compliance Monitor

Initial Flow _____

Final Flow _____

Sample Type
Grab
Comp

Matrix
AQ - Water
SO -Soil / Sludge
OT - Other

Bottle Type
P - Plastic
G - Amber Glass
VOA - 40 ml Vial
Coli - bacteria

Preservations
HC - HCl
HS - H_2SO_4
HN - HNO_3
HP - H_3PO_4
OH - NaOH
ST - Sodium Thiosulfate
AA - Ascorbic Acid
AI - $AlCl_3$
Cu - $CuSO_4$

Note: Samples are discarded 30 days after results are reported, unless other arrangements are made.

Rev 2 Effective 5/1/17

PAT-CHEM LABORATORIES
QUALITY ANALYTICAL SERVICES SINCE 1987
1824 1st Street
San Fernando, CA 91340
(818) 639-5300 ph
(818) 639-5306 fx
pat-chem.com

Customer: **Integrated Performance Consultants, Inc.**
9297 Research Drive
Irvine CA, 92618

Attention: Ric Vardel
Report Date: 24-May-21 13:19
Subject: (MCC) Daily EFF

Project/P.O.#: (MCC) Daily EFF

Parameter	Method	QC Batch	RL	Prepared	Analyzed	Result	Notes
EFF (Sample I.D.# : 21E0281-01) Collected: 12-May-21 By C.A of IPC							
Microbiological							
Fecal Coliforms	SM 9221E	AE11234	1.8	12-May-21	14-May-21	**<1.8 MPN/100 ml**	
Total Coliforms	SM 9221B	AE11234	1.8	12-May-21	14-May-21	**<1.8 MPN/100 ml**	
Inorganic Constituents							
pH	SM 4500H-B	AE11507	0.1	12-May-21	12-May-21	**8.0 pH Units**	
Residual Chlorine	SM 4500Cl-G	AE11333	0.05	13-May-21	13-May-21	**0.11 mg/l**	

Notes and Definitions

RL Reporting Limit - The lowest amount of a constituent that can be reliably quantified and reported.

Respectfully Submitted,

Steve Jefferson 5/24/2021
Laboratory Director

Pat-Chem Laboratories
1824 1st Street
San Fernando, CA 91340

CHAIN OF CUSTODY RECORD

Phone (818) 639-5300
Fax (818) 639-5306

Environmental Sample

Sample I.D.#: 21E0281

Customer: IPC - Integrated Performance Consultants, Inc.		Project: (MCC) Daily EFF	
Address: 9297 Research Drive Irvine CA 92618	Sampled by: Rid Vardel / Golan Kfir	P.O. #:	
	Report Attention:	Phone #: 949-382-9067	

Sample Description	Date Sampled	Time Sampled	# of bottles	Required Tests	Sample Type	Matrix	Bottle Type	Preserve	Field Data (pH / Temperature) pH: Field Lab
EFF	05/12/21	1150	1	pH, T.Res.Chlorine	Grab	AQ	500ml Plastic	4°C	8.0/22.2
			1	Total Coliform, Fecal Coliform	Grab	AQ	Coli Bottle	4°C, ST	

RECEIVED
MAY 12 2021

Geotracker EDD:
Logcode: IPCI
Global ID: WDR100000359

	Signature	Print Name (Company)	Date	Time
Relinquished by		Carlos Alvarez (GPC)	05/12/21	12:30
Received by		Cindy Mapmer	5-12-21	12:30
Relinquished by		Cindy Mapmer	5-12-21	13:50
Received by				
Relinquished by				
Received for lab by		MAY 12 2021		13:50

Sample Received Checklist

Temperature upon receipt:	4°C
# of bottles agrees with COC?	Yes No
Samples intact?	Yes No
Samples properly preserved?	Yes No
Samples in holding time?	Yes No

Compliance Monitor

Initial Flow _____

Final Flow _____

Sample Type
Grab
Comp

Matrix
AQ - Water
SO - Soil / Sludge
OT - Other

Bottle Type
P - Plastic
G - Amber Glass
VOA - 40 ml Vial
Coli - bacteria

Preservations
HC - HCl
HS - H_2SO_4
HN - HNO_3
HP - H_3PO_4
OH - NaOH
ST - Sodium Thiosulfate
AA - Ascorbic Acid
AI - $AlCl_3$
Cu - $CuSO_4$

Note: Samples are discarded 30 days after results are reported, unless other arrangements are made.

Rev 2 Effective 5/1/17

PAT-CHEM LABORATORIES
QUALITY ANALYTICAL SERVICES SINCE 1987
1824 1st Street
San Fernando, CA 91340
(818) 639-5300 ph
(818) 639-5306 fx
pat-chem.com

Customer: **Integrated Performance Consultants, Inc.**
9297 Research Drive
Irvine CA, 92618

Attention: Ric Vardel
Report Date: 24-May-21 14:26
Subject: (MCC) Weekly EFF

Project/P.O.#: (MCC) Weekly EFF

Parameter	Method	QC Batch	RL	Prepared	Analyzed	Result	Notes
EFF (Sample I.D.# : 21E0287-01) Collected: 12-May-21 By Carlos A. of IPC							
Physical Properties							
Total Suspended Solids	SM2540D	AE11330	1	13-May-21	13-May-21	**<1 mg/l**	
Inorganic Constituents							
Ammonia as N	EPA 350.1	AE11408	0.10	14-May-21	14-May-21	**<0.10 mg/l**	
Nitrate as N	EPA 353.2	AE11334	0.25	13-May-21	14-May-21	**1.58 mg/l**	
Nitrite as N	EPA 353.2	AE11334	0.05	13-May-21	14-May-21	**<0.05 mg/l**	
Total Kjeldahl Nitrogen	EPA 351.2	AE11327	0.10	13-May-21	14-May-21	**0.69 mg/l**	
EFF (Sample I.D.# : 21E0287-02) Collected: 11-May-21 By Carlos A. of IPC							
Aggregate Organic Constituents							
Biochemical Oxygen Demand	SM 5210B	AE11233	2	12-May-21	17-May-21	**3 mg/l**	

Notes and Definitions

RL Reporting Limit - The lowest amount of a constituent that can be reliably quantified and reported.

Respectfully Submitted,



Steve Jefferson 5/24/2021
Laboratory Director

Pat-Chem Laboratories
1824 1st Street
San Fernando, CA 91340

CHAIN OF CUSTODY RECORD

Phone (818) 639-5300
Fax (818) 639-5306

Environmental Sample

Sample I.D.#: 21E0287

Customer:	IPC - Integrated Performance Consultants, Inc.	Project:	(MCC) Weekly EFF
Address:	9297 Research Drive	Sampled by:	
	Irvine CA 92618	Report Attention:	Ric Vardel / Golan Kfir
		P.O. #:	
		Phone #:	949-382-9067

Sample Description	Date Sampled	Time Sampled	# of bottles	Required Tests	Sample Type	Matrix	Bottle Type	Preserve	Field Data (pH / Temperature) pH: Field Lab
EFF	05/12/21	1130	1	TSS	Grab	AQ	1-Liter-Plastic	4°C	8.5/20.7 °C
			1	Ammonia, TKN	Grab	AQ	500ml Plastic	4°C	
			1	Nitrate, Nitrite	Grab	AQ	250ml Plastic	4°C	
	05/11/21	0000	1	BOD	Comp	AQ	1-Liter-Plastic	4°C	

RECEIVED
MAY 12 2021
By

Geotracker EDD:
Logcode: IPCI
Global ID: WDR100000359

	Signature	Print Name (Company)	Date	Time
Relinquished by		Carlos Alvarez (GPC)	05/12/21	12:30
Received by		Cindy Mapanao	5/12/21	12:30
Relinquished by		Cindy Mapanao	5-12-21	13:50
Received by				
Relinquished by				
Received in lab by		MAY 12 2021		13:50

Sample Received Checklist

Temperature upon receipt: 4 °C
# of bottles agrees with COC? Yes No
Samples intact? Yes No
Samples properly preserved? Yes No
Samples in holding time? Yes No

Compliance Monitor

Initial Flow _____

Final Flow _____

Sample Type	Matrix	Bottle Type	Preservations
Grab	AQ - Water	P - Plastic	HC - HCl
Comp	SO - Soil / Sludge	G - Amber Glass	HS - H_2SO_4
	OT - Other	VOA - 40 ml Vial	HN - HNO_3
		Coli - bacteria	HP - H_3PO_4
			OH - NaOH
			ST - Sodium Thiosulfate
			AA - Ascorbic Acid
			AI - $AlCl_3$
			Cu - $CuSO_4$

Note: Samples are discarded 30 days after results are reported, unless other arrangements are made.

PAT-CHEM
LABORATORIES

QUALITY ANALYTICAL SERVICES SINCE 1987

1824 1st Street
San Fernando, CA 91340
(818) 639-5300 ph
(818) 639-5306 fx
pat-chem.com

Customer: **Integrated Performance Consultants, Inc.**
9297 Research Drive
Irvine CA, 92618

Attention: Ric Vardel
Report Date: 24-May-21 13:24
Subject: (MCC) Daily EFF

Project/P.O.#: (MCC) Daily EFF

Parameter	Method	QC Batch	RL	Prepared	Analyzed	Result	Notes
EFF (Sample I.D.# : 21E0327-01) Collected: 13-May-21 By C.A of IPC							
Microbiological							
Fecal Coliforms	SM 9221E	AE11338	1.8	13-May-21	16-May-21	**<1.8 MPN/100 ml**	
Total Coliforms	SM 9221B	AE11338	1.8	13-May-21	16-May-21	**<1.8 MPN/100 ml**	
Inorganic Constituents							
pH	SM 4500H-B	AE11507	0.1	13-May-21	13-May-21	**7.7 pH Units**	
Residual Chlorine	SM 4500Cl-G	AE11409	0.05	14-May-21	14-May-21	**0.12 mg/l**	

Notes and Definitions

RL Reporting Limit - The lowest amount of a constituent that can be reliably quantified and reported.

Respectfully Submitted,

Steve Jefferson 5/24/2021
Laboratory Director

Pat-Chem Laboratories
1824 1st Street
San Fernando, CA 91340

CHAIN OF CUSTODY RECORD

Phone (818) 639-5300
Fax (818) 639-5306

Environmental Sample

Sample I.D.#: 21E0327

Customer: IPC - Integrated Performance Consultants, Inc.		Project: (MCC) Daily EFF	
Address: 9297 Research Drive		Sampled by: ~~Ric Vardel / Golan Kfir~~	P.O. #:
Irvine CA 92618		Report Attention:	Phone #: 949-382-9067

Sample Description	Date Sampled	Time Sampled	# of bottles	Required Tests	Sample Type	Matrix	Bottle Type	Preserve	Field Data (pH / Temperature) pH Field / Lab
EFF	05/13/21	12:00	1	pH, T.Res.Chlorine	Grab	AQ	500ml Plastic	4°C	7.7 / 21 - 6.C
	1	1	1	Total Coliform, Fecal Coliform	Grab	AQ	Coli Bottle	4°C, ST	

Geotracker EDD:
Logcode: IPCI
Global ID: WDR100000359

Signature	Print Name (Company)	Date	Time
Relinquished by	Julio Leal	5/13/21	12:50
Received by	Cindy Mamher	5-13-21	12:50
Relinquished by	Cindy Mamher	5-13-21	1345
Received by			
Relinquished by			
Received in lab by	MARIO SANTIESTEBAN (PCL)	5/13/21	1345

Sample Received Checklist

Temperature upon receipt: 4°C

# of bottles agrees with COC?	Yes No
Samples intact?	Yes No
Samples properly preserved?	Yes No
Samples in holding time?	Yes No

Compliance Monitor

Initial Flow _____

Final Flow _____

Sample Type	Preservations
Grab	**HC** - HCl
Comp	**HS** - H_2SO_4
Matrix	**HN** - HNO_3
AQ - Water	**HP** - H_3PO_4
SO -Soil / Sludge	**OH** - NaOH
OT - Other	**ST** - Sodium Thiosulfate
Bottle Type	**AA** - Ascorbic Acid
P - Plastic	**Al** - $AlCl_3$
G - Amber Glass	**Cu** -$CuSO_4$
VOA - 40 ml Vial	
Coli - bacteria	

Note: Samples are discarded 30 days after results are reported, unless other arrangements are made.

PAT-CHEM
LABORATORIES

QUALITY ANALYTICAL SERVICES SINCE 1987

1824 1st Street
San Fernando, CA 91340
(818) 639-5300 ph
(818) 639-5306 fx
pat-chem.com

Customer: **Integrated Performance Consultants, Inc.**
9297 Research Drive
Irvine CA, 92618

Attention: Ric Vardel
Report Date: 24-May-21 13:27
Subject: (MCC) Daily EFF

Project/P.O.#: (MCC) Daily EFF

Parameter	Method	QC Batch	RL	Prepared	Analyzed	Result	Notes
EFF (Sample I.D.# : 21E0335-01) Collected: 14-May-21 By M.A. of IPC							
Microbiological							
Fecal Coliforms	SM 9221E	AE11414	1.8	14-May-21	16-May-21	**<1.8 MPN/100 ml**	
Total Coliforms	SM 9221B	AE11414	1.8	14-May-21	16-May-21	**<1.8 MPN/100 ml**	
Inorganic Constituents							
pH	SM 4500H-B	AE11507	0.1	14-May-21	14-May-21	**8.1 pH Units**	
Residual Chlorine	SM 4500Cl-G	AE11506	0.05	15-May-21	15-May-21	**<0.05 mg/l**	

Notes and Definitions

RL Reporting Limit - The lowest amount of a constituent that can be reliably quantified and reported.

Respectfully Submitted,



Steve Jefferson 5/24/2021
Laboratory Director

Pat-Chem Laboratories
1824 1st Street
San Fernando, CA 91340

CHAIN OF CUSTODY RECORD

Phone (818) 639-5300
Fax (818) 639-5306

Environmental Sample

Sample I.D.#: 21E0335

Customer:	IPC - Integrated Performance Consultants, Inc.	Project :	(MCC) Daily EFF
Address:	9297 Research Drive Irvine CA 92618	Sampled by:	Mario Aguirre
		Report Attention:	Ric Vardel / Golan Kfir
		P.O. #:	
		Phone #:	949-382-9067

Sample Description	Date Sampled	Time Sampled	# of bottles	Required Tests	Sample Type	Matrix	Bottle Type	Preserve	Field Data (pH / Temperature) pH: Field Lab
EFF	5/14/21	11:08	1	pH, T.Res.Chlorine	Grab	AQ	500ml Plastic	4°C	8 1/22 14
"	"	"	1	Total Coliform, Fecal Coliform	Grab	AQ	Coli Bottle	4°C, ST	

RECEIVED
MAY 14 2021
By

Geotracker EDD:
Logcode: IPCI
Global ID: WDR100000359

Signature	Print Name (Company)	Date	Time
Relinquished by	Mario Aguirre (IPC)	5/14/21	11:15
Received by	Cindy Moyner	5-14-21	11:30
Relinquished by	Cindy Moyner	5-14-21	13:20
Received by			
Relinquished by			
Received in Lab by		MAY 14 2021	13:20

Sample Received Checklist

Temperature upon receipt: 4°C

# of bottles agrees with COC?	Yes	No
Samples intact?	Yes	No
Samples properly preserved?	Yes	No
Samples in holding time?	Yes	No

Compliance Monitor

Initial Flow _____

Final Flow _____

Sample Type	Matrix	Bottle Type
Grab	AQ - Water	P - Plastic
Comp	SO - Soil / Sludge	G - Amber Glass
	OT - Other	VOA - 40 ml Vial
		Coli - bacteria

Preservations
HC - HCl
HS - H_2SO_4
HN - HNO_3
HP - H_3PO_4
OH - NaOH
ST - Sodium Thiosulfate
AA - Ascorbic Acid
AI - $AlCl_3$
Cu - $CuSO_4$

Note: Samples are discarded 30 days after results are reported, unless other arrangements are made.

Rev 2 Effective 5/1/17

PAT-CHEM
LABORATORIES

QUALITY ANALYTICAL SERVICES SINCE 1987

1824 1st Street
San Fernando, CA 91340
(818) 639-5300 ph
(818) 639-5306 fx
pat-chem.com

Customer: **Integrated Performance Consultants, Inc.**
9297 Research Drive
Irvine CA, 92618

Attention: Ric Vardel
Report Date: 24-May-21 13:29
Subject: (MCC) Daily EFF

Project/P.O.#: (MCC) Daily EFF

Parameter	Method	QC Batch	RL	Prepared	Analyzed	Result	Notes
EFF (Sample I.D.# : 21E0356-01) Collected: 15-May-21 By M.A. of IPC							
Microbiological							
Fecal Coliforms	SM 9221E	AE11505	1.8	15-May-21	17-May-21	**<1.8 MPN/100 ml**	
Total Coliforms	SM 9221B	AE11505	1.8	15-May-21	17-May-21	**<1.8 MPN/100 ml**	
Inorganic Constituents							
pH	SM 4500H-B	AE11514	0.1	15-May-21	15-May-21	**7.5 pH Units**	
Residual Chlorine	SM 4500Cl-G	AE11513	0.05	15-May-21	15-May-21	**0.10 mg/l**	

Notes and Definitions

RL Reporting Limit - The lowest amount of a constituent that can be reliably quantified and reported.

Respectfully Submitted,



Steve Jefferson 5/24/2021
Laboratory Director

Pat-Chem Laboratories
1824 1st Street
San Fernando, CA 91340

CHAIN OF CUSTODY RECORD

Phone (818) 639-5300
Fax (818) 639-5306

Environmental Sample

Sample I.D.#: 21E0356

Customer: IPC - Integrated Performance Consultants, Inc.		Project: (MCC) Daily EFF	
Address: 9297 Research Drive, Irvine, CA 92618		Sampled by: Jesus Avalos / Ric Vardel / Golan Kfir	P.O. #: 949-382-9067
		Report Attention:	Phone #:

Sample Description	Date Sampled	Time Sampled	# of bottles	Required Tests	Sample Type	Matrix	Bottle Type	Preserve	Field Data (pH / Temperature) pH: Field Lab
EFF	5/15/21	10:55	1	pH, T.Res.Chlorine	Grab	AQ	500ml Plastic	4°C	
"	"	"	1	Total Coliform, Fecal Coliform	Grab	AQ	Coli Bottle	4°C, ST	
Geotracker EDD: Logcode: IPCI Global ID: WDR100000359									

Signature	Print Name (Company)	Date	Time
Relinquished by: Jesus Avalos	Jesus Avalos (IPC)	5/15/21	11:00
Received by:	Richard Mtg (PCL)	5/15/21	1115
Relinquished by:	Richard Mtg	5/15/21	1230
Received by:			
Relinquished by			
Received in lab by			

Sample Received Checklist

Temperature upon receipt: _____

# of bottles agrees with COC? Yes No

Samples intact? Yes No

Samples properly preserved? Yes No

Samples in holding time? Yes No

Compliance Monitor

Initial Flow _____

Final Flow _____

Sample Type
Grab
Comp

Matrix
AQ - Water
SO -Soil / Sludge
OT - Other

Bottle Type
P - Plastic
G - Amber Glass
VOA - 40 ml Vial
Coli - bacteria

Preservations
HC - HCl
HS - H_2SO_4
HN - HNO_3
HP - H_3PO_4
OH - NaOH
ST - Sodium Thiosulfate
AA - Ascorbic Acid
AI - $AlCl_3$
Cu -$CuSO_4$

Note: Samples are discarded 30 days after results are reported, unless other arrangements are made.

PAT-CHEM LABORATORIES
QUALITY ANALYTICAL SERVICES SINCE 1987
1824 1st Street
San Fernando, CA 91340
(818) 639-5300 ph
(818) 639-5306 fx
pat-chem.com

Customer: **Integrated Performance Consultants, Inc.**
9297 Research Drive
Irvine CA, 92618

Attention: Ric Vardel
Report Date: 24-May-21 13:34
Subject: (MCC) Daily EFF

Project/P.O.#: (MCC) Daily EFF

Parameter	Method	QC Batch	RL	Prepared	Analyzed	Result	Notes
EFF (Sample I.D.# : 21E0363-01) Collected: 16-May-21 By EM of IPC							
Microbiological							
Fecal Coliforms	SM 9221E	AE11630	1.8	16-May-21	19-May-21	**<1.8 MPN/100 ml**	
Total Coliforms	SM 9221B	AE11630	1.8	16-May-21	19-May-21	**<1.8 MPN/100 ml**	
Inorganic Constituents							
pH	SM 4500H-B	AE11636	0.1	16-May-21	16-May-21	**7.5 pH Units**	
Residual Chlorine	SM 4500Cl-G	AE11635	0.05	16-May-21	16-May-21	**0.18 mg/l**	

Notes and Definitions

RL Reporting Limit - The lowest amount of a constituent that can be reliably quantified and reported.

Respectfully Submitted,

Steve Jefferson 5/24/2021
Laboratory Director

Pat-Chem Laboratories
1824 1st Street
San Fernando, CA 91340

CHAIN OF CUSTODY RECORD

Phone (818) 639-5300
Fax (818) 639-5306

Environmental Sample

Sample I.D.#: 21E0363

Customer: IPC - Integrated Performance Consultants, Inc.		Project : (MCC) Daily EFF	
Address: 9297 Research Drive Irvine CA 92618		Sampled by: ERIC MORRIS Report Attention: Ric Vardel / Golan Kfir	P.O. #: Phone #: 949-382-9067

Sample Description	Date Sampled	Time Sampled	# of bottles	Required Tests	Sample Type	Matrix	Bottle Type	Preserve	Field Data (pH / Temperature) pH: Field Lab
EFF	5/16/21	10:24	1	pH, T.Res.Chlorine	Grab	AQ	500ml Plastic	4°C	
	"	"	1	Total Coliform, Fecal Coliform	Grab	AQ	Coli Bottle	4°C, ST	

Geotracker EDD:
Logcode: IPCI
Global ID: WDR100000359

Signature	Print Name (Company)	Date	Time
Relinquished by	E. MORRIS IPC	5/16/21	10:27
Received by	Juan Vasquez (PCL)	5/16/21	10:57
Relinquished by	Juan V. (PCL)	5/16/21	13:50
Received by			
Relinquished by			
Received in lab by	JordanCorkery	5/16/21	1350

Note: Samples are discarded 30 days after results are reported, unless other arrangements are made.

Sample Received Checklist

Temperature upon receipt: 4°C

# of bottles agrees with COC?	(Yes)	No
Samples intact?	(Yes)	No
Samples properly preserved?	(Yes)	No
Samples in holding time?	(Yes)	No

Compliance Monitor

Initial Flow _____

Final Flow _____

Sample Type	Matrix	Bottle Type
Grab	AQ - Water	P - Plastic
Comp	SO -Soil / Sludge	G - Amber Glass
	OT - Other	VOA - 40 ml Vial
		Coli - bacteria

Preservations

- HC - HCl
- HS - H_2SO_4
- HN - HNO_3
- HP - H_3PO_4
- OH - NaOH
- ST - Sodium Thiosulfate
- AA - Ascorbic Acid
- Al - $AlCl_3$
- Cu - $CuSO_4$

Rev 2 Effective 5/1/17

PAT-CHEM LABORATORIES
QUALITY ANALYTICAL SERVICES SINCE 1987
1824 1st Street
San Fernando, CA 91340
(818) 639-5300 ph
(818) 639-5306 fx
pat-chem.com

Customer: **Integrated Performance Consultants, Inc.**
9297 Research Drive
Irvine CA, 92618

Attention: Ric Vardel
Report Date: 24-May-21 13:37
Subject: (MCC) Daily EFF

Project/P.O.#: (MCC) Daily EFF

Parameter	Method	QC Batch	RL	Prepared	Analyzed	Result	Notes
EFF (Sample I.D.# : 21E0387-01) Collected: 17-May-21 By MA of IPC							
Microbiological							
Fecal Coliforms	SM 9221E	AE11735	1.8	17-May-21	19-May-21	**<1.8 MPN/100 ml**	
Total Coliforms	SM 9221B	AE11735	1.8	17-May-21	19-May-21	**<1.8 MPN/100 ml**	
Inorganic Constituents							
pH	SM 4500H-B	AE12206	0.1	17-May-21	17-May-21	**7.0 pH Units**	
Residual Chlorine	SM 4500Cl-G	AE11736	0.05	17-May-21	17-May-21	**0.19 mg/l**	

Notes and Definitions

RL Reporting Limit - The lowest amount of a constituent that can be reliably quantified and reported.

Respectfully Submitted,



Steve Jefferson 5/24/2021
Laboratory Director

Pat-Chem Laboratories
1824 1st Street
San Fernando, CA 91340

CHAIN OF CUSTODY RECORD

Phone (818) 639-5300
Fax (818) 639-5306

Environmental Sample

Sample I.D.#: 21E0387

Customer:	IPC - Integrated Performance Consultants, Inc.	Project :	(MCC) Daily EFF
Address:	9297 Research Drive Irvine CA 92618	Sampled by:	Mario Aguirre Ric Vardei / Golan Kfir
		Report Attention:	
		P.O. #:	
		Phone #:	949-382-9067

Sample Description	Date Sampled	Time Sampled	# of bottles	Required Tests	Sample Type	Matrix	Bottle Type	Preserve	Field Data (pH / Temperature) pH: Field Lab
EFF	5/17/21	11:25	1	pH, T.Res.Chlorine	Grab	AQ	500ml Plastic	4°C	7.0/23.1°C
"	"	"	1	Total Coliform, Fecal Coliform	Grab	AQ	Coli Bottle	4°C, ST	

RECEIVED
MAY 17 2021
By

Geotracker EDD:
Logcode: IPCI
Global ID: WDR100000359

Signature	Print Name (Company)	Date	Time
Relinquished by	Mario Aguirre (IPC)	5/17/21	11:29
Received by	Juan Vasquez (PCL)	5/17/21	12:27
Relinquished by	Juan Vasquez (PCL)	5/17/21	13:20
Received by			
Relinquished by			
Received (Lab) by	MAY 17 2021		13:26

Sample Received Checklist

Temperature upon receipt: 4 °C

# of bottles agrees with COC?	Yes	No
Samples intact?	Yes	No
Samples properly preserved?	Yes	No
Samples in holding time?	Yes	No

Compliance Monitor

Initial Flow _____

Final Flow _____

Sample Type	Matrix	Bottle Type
Grab	AQ - Water	P - Plastic
Comp	SO -Soil / Sludge	G - Amber Glass
	OT - Other	VOA - 40 ml Vial
		Coli - bacteria

Preservations
HC - HCl
HS - H_2SO_4
HN - HNO_3
HP - H_3PO_4
OH - NaOH
ST - Sodium Thiosulfate
AA - Ascorbic Acid
AI - $AlCl_3$
Cu - $CuSO_4$

Note: Samples are discarded 30 days after results are reported, unless other arrangements are made.

Rev 2 Effective 5/1/17

PAT-CHEM
LABORATORIES

QUALITY ANALYTICAL SERVICES SINCE 1987

1824 1st Street
San Fernando, CA 91340
(818) 639-5300 ph
(818) 639-5306 fx
pat-chem.com

Customer: **Integrated Performance Consultants, Inc.**
9297 Research Drive
Irvine CA, 92618

Attention: Ric Vardel
Report Date: 24-May-21 13:42
Subject: (MCC) Daily EFF

Project/P.O.#: (MCC) Daily EFF

Parameter	Method	QC Batch	RL	Prepared	Analyzed	Result	Notes
EFF (Sample I.D.# : 21E0420-01) Collected: 18-May-21 By MA of IPC							
Microbiological							
Fecal Coliforms	SM 9221E	AE11835	1.8	18-May-21	20-May-21	**<1.8 MPN/100 ml**	
Total Coliforms	SM 9221B	AE11835	1.8	18-May-21	20-May-21	**<1.8 MPN/100 ml**	
Inorganic Constituents							
pH	SM 4500H-B	AE12206	0.1	18-May-21	18-May-21	**6.8 pH Units**	
Residual Chlorine	SM 4500Cl-G	AE11929	0.05	19-May-21	19-May-21	**0.13 mg/l**	

Notes and Definitions

RL Reporting Limit - The lowest amount of a constituent that can be reliably quantified and reported.

Respectfully Submitted,



Steve Jefferson 5/24/2021
Laboratory Director

PAT-CHEM
LABORATORIES

QUALITY ANALYTICAL SERVICES SINCE 1987

1824 1st Street
San Fernando, CA 91340
(818) 639-5300 ph
(818) 639-5306 fx
pat-chem.com

Customer: **Integrated Performance Consultants, Inc.**
9297 Research Drive
Irvine CA, 92618

Attention: Ric Vardel
Report Date: 26-May-21 10:46
Subject: (MCC) Weekly INF

Project/P.O.#: (MCC) Weekly INF

Parameter	Method	QC Batch	RL	Prepared	Analyzed	Result	Notes
INF (Sample I.D.# : 21E0460-01) Collected: 18-May-21 By Carlos A. of IPC							
Physical Properties							
Total Suspended Solids	SM2540D	AE12044	1	20-May-21	21-May-21	**248 mg/l**	
Aggregate Organic Constituents							
Biochemical Oxygen Demand	SM 5210B	AE12038	2	20-May-21	25-May-21	**435 mg/l**	

Notes and Definitions

RL Reporting Limit - The lowest amount of a constituent that can be reliably quantified and reported.

Respectfully Submitted,



Steve Jefferson 5/26/2021
Laboratory Director

Pat-Chem Laboratories
1824 1st Street
San Fernando, CA 91340

CHAIN OF CUSTODY RECORD

Phone (818) 639-5300
Fax (818) 639-5306

Environmental Sample

Sample I.D.#: 21E0460

Customer:	IPC - Integrated Performance Consuitants, Inc.	Project :	(MCC) Weekly INF
Address:	9297 Research Drive	Sampled by:	CA
	Irvine - CA 92618	Report Attention:	Ric Vardel / Golan Kfir
		P.O. #:	
		Phone #:	949-382-9067

Sample Description	Date Sampled	Time Sampled	# of bottles	Required Tests	Sample Type	Matrix	Bottle Type	Preserve	Field Data (pH / Temperature) pH: Field Lab
INF	05/18/21	0800	1	TSS	Comp	AQ	1-Liter Plastic	4°C	
"	"	"	1	BOD	Comp	AQ	1-Liter Plastic	4°C	

RECEIVED
MAY 19 2021
By

Geotracker EDD:
Logcode: IPCI
Global ID: WDR100000359

	Signature	Print Name (Company)	Date	Time
Relinquished by		Carlos Alvarez (IPC)	05/19/20	12:19
Received by		Juan Vasquez (PCL)	5/19/20	12:19
Relinquished by		Juan Vasquez (PCL)	5/19/21	13:25
Received by				
Relinquished by				
Received in lab by		MAY 19 2021		13:25

Sample Received Checklist

Temperature upon receipt:	4°C	
# of bottles agrees with COC?	Yes	No
Samples intact?	Yes	No
Samples properly preserved?	Yes	No
Samples in holding time?	Yes	No

Compliance Monitor

Initial Flow _____

Final Flow _____

Sample Type	Matrix	Bottle Type
Grab	AQ - Water	P - Plastic
Comp	SO - Soil / Sludge	G - Amber Glass
	OT - Other	VOA - 40 ml Vial
		Coli - bacteria

Preservations
HC - HCl
HS - H_2SO_4
HN - HNO_3
HP - H_3PO_4
OH - NaOH
ST - Sodium Thiosulfate
AA - Ascorbic Acid
AI - $AlCl_3$
Cu - $CuSO_4$

Note: Samples are discarded 30 days after results are reported, unless other arrangements are made.

Rev 2 Effective 5/1/17

PAT-CHEM LABORATORIES
QUALITY ANALYTICAL SERVICES SINCE 1987
1824 1st Street
San Fernando, CA 91340
(818) 639-5300 ph
(818) 639-5306 fx
pat-chem.com

Customer: **Integrated Performance Consultants, Inc.**
9297 Research Drive
Irvine CA, 92618

Attention: Ric Vardel
Report Date: 24-May-21 13:45
Subject: (MCC) Daily EFF

Project/P.O.#: (MCC) Daily EFF

Parameter	Method	QC Batch	RL	Prepared	Analyzed	Result	Notes
EFF (Sample I.D.# : 21E0453-01) Collected: 19-May-21 By C.A of IPC							
Microbiological							
Fecal Coliforms	SM 9221E	AE11932	1.8	19-May-21	21-May-21	**<1.8 MPN/100 ml**	
Total Coliforms	SM 9221B	AE11932	1.8	19-May-21	21-May-21	**<1.8 MPN/100 ml**	
Inorganic Constituents							
pH	SM 4500H-B	AE12206	0.1	19-May-21	19-May-21	**7.2 pH Units**	
Residual Chlorine	SM 4500Cl-G	AE12035	0.05	20-May-21	20-May-21	**0.10 mg/l**	

Notes and Definitions

RL Reporting Limit - The lowest amount of a constituent that can be reliably quantified and reported.

Respectfully Submitted,

Steve Jefferson 5/24/2021
Laboratory Director

Pat-Chem Laboratories
1824 1st Street
San Fernando, CA 91340

CHAIN OF CUSTODY RECORD

Phone (818) 639-5300
Fax (818) 639-5306

Environmental Sample

Sample I.D.#: 21E0453

Customer: IPC - Integrated Performance Consultants, Inc.		Project : (MCC) Daily EFF	
Address: 9297 Research Drive, Irvine CA 92618		Sampled by: Ric Vardell / Golan Kfir	P.O. #: Phone #: 949-382-9067
		Report Attention:	

Sample Description	Date Sampled	Time Sampled	# of bottles	Required Tests	Sample Type	Matrix	Bottle Type	Preserve	Field Data (pH / Temperature) pH: Field Lab
EFF	05/19/21	1145	1	pH, T.Res.Chlorine	Grab	AQ	500ml Plastic	4°C	7.2 / 23.7°C
1	1	1	1	Total Coliform, Fecal Coliform	Grab	AQ	Coli Bottle	4°C, ST	

RECEIVED
MAY 19 2021
By

Geotracker EDD:
Logcode: IPCI
Global ID: WDR100000359

	Signature	Print Name (Company)	Date	Time
Relinquished by		Carlos Alvarez (SPL)	05/19/21	12:15
Received by		Juan Vasquez (PCL)	5/19/21	12:15
Relinquished by		Juan Vasquez (PCL)	5/19/21	13:25
Received by				
Relinquished by				
Received in lab by		MAY 19 2021		13:25

Sample Received Checklist

Temperature upon receipt: 4°C

# of bottles agrees with COC?	Yes	No
Samples intact?	Yes	No
Samples properly preserved?	Yes	No
Samples in holding time?	Yes	No

Compliance Monitor

Initial Flow _____

Final Flow _____

Sample Type	Preservations
Grab	HC - HCl
Comp	HS - H_2SO_4
Matrix	HN - HNO_3
AQ - Water	HP - H_3PO_4
SO - Soil / Sludge	OH - NaOH
OT - Other	ST - Sodium Thiosulfate
Bottle Type	AA - Ascorbic Acid
P - Plastic	Al - $AlCl_3$
G - Amber Glass	Cu - $CuSO_4$
VOA - 40 ml Vial	
Coli - bacteria	

Note: Samples are discarded 30 days after results are reported, unless other arrangements are made.

Rev 2 Effective 5/1/17

PAT-CHEM LABORATORIES
QUALITY ANALYTICAL SERVICES SINCE 1987
1824 1st Street
San Fernando, CA 91340
(818) 639-5300 ph
(818) 639-5306 fx
pat-chem.com

Customer: **Integrated Performance Consultants, Inc.**
9297 Research Drive
Irvine CA, 92618

Attention: Ric Vardel
Report Date: 26-May-21 10:42
Subject: (MCC) Weekly EFF

Project/P.O.#: (MCC) Weekly EFF

Parameter	Method	QC Batch	RL	Prepared	Analyzed	Result	Notes
EFF (Sample I.D.# : 21E0462-01) Collected: 19-May-21 By Carlos A. of IPC							
Physical Properties							
Total Suspended Solids	SM2540D	AE12044	1	20-May-21	21-May-21	**<1 mg/l**	
Inorganic Constituents							
Ammonia as N	EPA 350.1	AE12033	0.10	20-May-21	20-May-21	**<0.10 mg/l**	
Nitrate as N	EPA 353.2	AE12043	0.25	20-May-21	20-May-21	**1.77 mg/l**	
Nitrite as N	EPA 353.2	AE12043	0.05	20-May-21	20-May-21	**<0.05 mg/l**	
Total Kjeldahl Nitrogen	EPA 351.2	AE12027	0.10	20-May-21	21-May-21	**0.67 mg/l**	
EFF (Sample I.D.# : 21E0462-02) Collected: 18-May-21 By Carlos A. of IPC							
Aggregate Organic Constituents							
Biochemical Oxygen Demand	SM 5210B	AE12038	2	20-May-21	25-May-21	**3 mg/l**	

Notes and Definitions

RL Reporting Limit - The lowest amount of a constituent that can be reliably quantified and reported.

Respectfully Submitted,



Steve Jefferson 5/26/2021
Laboratory Director

Pat-Chem Laboratories
1824 1st Street
San Fernando, CA 91340

CHAIN OF CUSTODY RECORD

Phone (818) 639-5300
Fax (818) 639-5306

Environmental Sample

Sample I.D.#: 21E0462

Customer:	IPC - Integrated Performance Consultants, Inc.	Project :	(MCC) Weekly EFF
Address:	9297 Research Drive	Sampled by:	C-D
	Irvine CA 92618	Report Attention:	Rio Vardel / Golan Kfir
		P.O. #:	
		Phone #:	949-382-9067

Sample Description	Date Sampled	Time Sampled	# of bottles	Required Tests	Sample Type	Matrix	Bottle Type	Preserve	Field Data (pH / Temperature) pH: Field Lab
EFF	05/19/21	1145	1	TSS	Grab	AQ	1-Liter-Plastic	4°C	
	|	|	1	Ammonia, TKN	Grab	AQ	500ml Plastic	4°C	
|			1	Nitrate, Nitrite	Grab	AQ	250ml Plastic	4°C	
	05/18/21	0000	1	BOD	Comp	AQ	1-Liter-Plastic	4°C	

RECEIVED
MAY 19 2021
By

Geotracker EDD:
Logcode: IPCI
Global ID: WDR100000359

	Signature	Print Name (Company)	Date	Time
Relinquished by		Carlos Alvarez (PCL)	05/19/21	12:23
Received by		Juan Vasquez (PCL)	5/19/21	12:23
Relinquished by		Juan Vasquez (PCL)	5/19/21	13:25
Received by				
Relinquished by				
Received in lab by		MAY 19 2021	13:25	

Sample Received Checklist

Temperature upon receipt: 4° C

# of bottles agrees with COC?	Yes	No
Samples intact?	Yes	No
Samples properly preserved?	Yes	No
Samples in holding time?	Yes	No

Compliance Monitor

Initial Flow _____

Final Flow _____

Sample Type
Grab
Comp

Matrix
AQ - Water
SO -Soil / Sludge
OT - Other

Bottle Type
P - Plastic
G - Amber Glass
VOA - 40 ml Vial
Coli - bacteria

Preservations
HC - HCl
HS - H_2SO_4
HN - HNO_3
HP - H_3PO_4
OH - NaOH
ST - Sodium Thiosulfate
AA - Ascorbic Acid
AI - $AlCl_3$
Cu -$CuSO_4$

Note: Samples are discarded 30 days after results are reported, unless other arrangements are made.

Rev 2 Effective 5/1/17

PAT-CHEM
LABORATORIES

QUALITY ANALYTICAL SERVICES SINCE 1987

1824 1st Street
San Fernando, CA 91340
(818) 639-5300 ph
(818) 639-5306 fx
pat-chem.com

Customer: **Integrated Performance Consultants, Inc.**
9297 Research Drive
Irvine CA, 92618

Attention: Ric Vardel
Report Date: 24-May-21 16:35
Subject: (MCC) Daily EFF

Project/P.O.#: (MCC) Daily EFF

Parameter	Method	QC Batch	RL	Prepared	Analyzed	Result	Notes
EFF (Sample I.D.# : 21E0483-01) Collected: 20-May-21 By M.A. of IPC							
Microbiological							
Fecal Coliforms	SM 9221E	AE12040	1.8	20-May-21	22-May-21	**<1.8 MPN/100 ml**	
Total Coliforms	SM 9221B	AE12040	1.8	20-May-21	22-May-21	**<1.8 MPN/100 ml**	
Inorganic Constituents							
pH	SM 4500H-B	AE12206	0.1	20-May-21	20-May-21	**7.2 pH Units**	
Residual Chlorine	SM 4500Cl-G	AE12107	0.05	21-May-21	21-May-21	**0.16 mg/l**	

Notes and Definitions

RL Reporting Limit - The lowest amount of a constituent that can be reliably quantified and reported.

Respectfully Submitted,



Steve Jefferson 5/24/2021
Laboratory Director

Pat-Chem Laboratories
1824 1st Street
San Fernando, CA 91340

CHAIN OF CUSTODY RECORD

Phone (818) 639-5300
Fax (818) 639-5306

Environmental Sample

Sample I.D.#: 21E0483

Customer: IPC - Integrated Performance Consultants, Inc.
Project: (MCC) Daily EFF

Address: 9297 Research Drive
Irvine CA 92618

Sampled by: Marie Aguirre
Report Attention: Ric Vardel // Golan Kfir

P.O. #:
Phone #: 949-382-9067

Sample Description	Date Sampled	Time Sampled	# of bottles	Required Tests	Sample Type	Matrix	Bottle Type	Preserve	Field Data (pH / Temperature) pH: Field Lab
EFF	5/20/21	10:52	1	pH, T.Res.Chlorine	Grab	AQ	500ml Plastic	4°C	7.2/22.5 °C
"	"	"	1	Total Coliform, Fecal Coliform	Grab	AQ	Coli Bottle	4°C, ST	

RECEIVED
MAY 20 2021
By

Geotracker EDD:
Logcode: IPCI
Global ID: WDR100000359

	Signature	Print Name (Company)	Date	Time
Relinquished by		Marie Aguirre (IPC)	5/20/21	11:00
Received by		Cindy Martinez	5/20/21	13:00
Relinquished by		Cindy Martinez	5/20/21	1455
Received by				
Relinquished by				
Received in lab by		MAY 20 2021		1455

Sample Received Checklist

Temperature upon receipt: 4 °C

# of bottles agrees with COC?	Yes	No
Samples intact?	Yes	No
Samples properly preserved?	Yes	No
Samples in holding time?	Yes	No

Compliance Monitor

Initial Flow _____

Final Flow _____

Sample Type
Grab
Comp

Matrix
AQ - Water
SO - Soil / Sludge
OT - Other

Bottle Type
P - Plastic
G - Amber Glass
VOA - 40 ml Vial
Coli - bacteria

Preservations
HC - HCl
HS - H_2SO_4
HN - HNO_3
HP - H_3PO_4
OH - NaOH
ST - Sodium Thiosulfate
AA - Ascorbic Acid
AI - $AlCl_3$
Cu - $CuSO_4$

Note: Samples are discarded 30 days after results are reported, unless other arrangements are made.

Rev 2 Effective 5/1/17

PAT-CHEM
LABORATORIES

QUALITY ANALYTICAL SERVICES SINCE 1987

1824 1st Street
San Fernando, CA 91340
(818) 639-5300 ph
(818) 639-5306 fx
pat-chem.com

Customer: **Integrated Performance Consultants, Inc.**
9297 Research Drive
Irvine CA, 92618

Attention: Ric Vardel
Report Date: 24-May-21 16:38
Subject: (MCC) Daily EFF

Project/P.O.#: (MCC) Daily EFF

Parameter	Method	QC Batch	RL	Prepared	Analyzed	Result	Notes
EFF (Sample I.D.# : 21E0508-01) Collected: 21-May-21 By M.A. of IPC							
Microbiological							
Fecal Coliforms	SM 9221E	AE12104	1.8	21-May-21	23-May-21	**<1.8 MPN/100 ml**	
Total Coliforms	SM 9221B	AE12104	1.8	21-May-21	23-May-21	**<1.8 MPN/100 ml**	
Inorganic Constituents							
pH	SM 4500H-B	AE12206	0.1	21-May-21	21-May-21	**7.2 pH Units**	
Residual Chlorine	SM 4500Cl-G	AE12205	0.05	22-May-21	22-May-21	**<0.05 mg/l**	

Notes and Definitions

RL Reporting Limit - The lowest amount of a constituent that can be reliably quantified and reported.

Respectfully Submitted,

Steve Jefferson 5/24/2021
Laboratory Director

Pat-Chem Laboratories
1824 1st Street
San Fernando, CA 91340

CHAIN OF CUSTODY RECORD

Phone (818) 639-5300
Fax (818) 639-5306

Environmental Sample

Sample I.D.#: 21E0508

Customer:	IPC - Integrated Performance Consultants, Inc.	Project : ~	(MCC) Daily EFF
Address:	9297 Research Drive Irvine CA 92618	Sampled by: Mario Aguirre Ric Vardel / Golan Kfir	P.O. #: Phone #: 949-382-9067
		Report Attention:	

Sample Description	Date Sampled	Time Sampled	# of bottles	Required Tests	Sample Type	Matrix	Bottle Type	Preserve	Field Data (pH / Temperature) pH: Field Lab
EFF	5/21/21	11:15	1	pH, T.Res.Chlorine	Grab	AQ	500ml Plastic	4°C	7.2/21.6 C
"	"	"	1	Total Coliform, Fecal Coliform	Grab	AQ	Coli Bottle	4°C, ST	

RECEIVED
MAY 21 2021
By

Geotracker EDD:
Logcode: IPCI
Global ID: WDR100000359

	Signature	Print Name (Company)	Date	Time
Relinquished by		Mario Aguirre (IPC)	5/21/21	11:23
Received by		Cindy Martinez	5/21/21	1150
Relinquished by		Cindy Martinez	5/21/21	1345
Received by				
Relinquished by				
Received in lab by		MAY 21 2021		1345

Sample Received Checklist

Temperature upon receipt: 4.0

# of bottles agrees with COC?	Yes	No
Samples intact?	Yes	No
Samples properly preserved?	Yes	No
Samples in holding time?	Yes	No

Compliance Monitor

Initial Flow _____

Final Flow _____

Sample Type
Grab
Comp

Matrix
AQ - Water
SO -Soil / Sludge
OT - Other

Bottle Type
P - Plastic
G - Amber Glass
VOA - 40 ml Vial
Coli - bacteria

Preservations
HC - HCl
HS - H_2SO_4
HN - HNO_3
HP - H_3PO_4
OH - NaOH
ST - Sodium Thiosulfate
AA - Ascorbic Acid
AI - $AlCl_3$
Cu - $CuSO_4$

Note: Samples are discarded 30 days after results are reported, unless other arrangements are made.

Rev 2 Effective 5/1/17

PAT-CHEM
LABORATORIES

QUALITY ANALYTICAL SERVICES SINCE 1987

1824 1st Street
San Fernando, CA 91340
(818) 639-5300 ph
(818) 639-5306 fx
pat-chem.com

Customer: **Integrated Performance Consultants, Inc.**
9297 Research Drive
Irvine CA, 92618

Attention: Ric Vardel
Report Date: 02-Jun-21 14:13
Subject: (MCC) Daily EFF

Project/P.O.#: (MCC) Daily EFF

Parameter	Method	QC Batch	RL	Prepared	Analyzed	Result	Notes
EFF (Sample I.D.# : 21E0517-01) Collected: 22-May-21 By M.A. of IPC							
Microbiological							
Fecal Coliforms	SM 9221E	AE12204	1.8	22-May-21	24-May-21	**<1.8 MPN/100 ml**	
Total Coliforms	SM 9221B	AE12204	1.8	22-May-21	24-May-21	**<1.8 MPN/100 ml**	
Inorganic Constituents							
pH	SM 4500H-B	AE12214	0.1	22-May-21	22-May-21	**7.5 pH Units**	
Residual Chlorine	SM 4500Cl-G	AE12213	0.05	22-May-21	22-May-21	**0.21 mg/l**	

Notes and Definitions

RL Reporting Limit - The lowest amount of a constituent that can be reliably quantified and reported.

Respectfully Submitted,



Steve Jefferson 6/2/2021
Laboratory Director

PAT-CHEM LABORATORIES
QUALITY ANALYTICAL SERVICES SINCE 1987
1824 1st Street
San Fernando, CA 91340
(818) 639-5300 ph
(818) 639-5306 fx
pat-chem.com

Customer: **Integrated Performance Consultants, Inc.**
9297 Research Drive
Irvine CA, 92618

Attention: Ric Vardel
Report Date: 02-Jun-21 14:15
Subject: (MCC) Daily EFF

Project/P.O.#: (MCC) Daily EFF

Parameter	Method	QC Batch	RL	Prepared	Analyzed	Result	Notes
EFF (Sample I.D.# : 21E0523-01) Collected: 23-May-21 By EM of IPC							
Microbiological							
Fecal Coliforms	SM 9221E	AE12434	1.8	23-May-21	27-May-21	**<1.8 MPN/100 ml**	
Total Coliforms	SM 9221B	AE12434	1.8	23-May-21	27-May-21	**<1.8 MPN/100 ml**	
Inorganic Constituents							
pH	SM 4500H-B	AE12908	0.1	23-May-21	23-May-21	**7.8 pH Units**	
Residual Chlorine	SM 4500Cl-G	AE12431	0.05	24-May-21	24-May-21	**0.28 mg/l**	

Notes and Definitions

RL Reporting Limit - The lowest amount of a constituent that can be reliably quantified and reported.

Respectfully Submitted,

Steve Jefferson 6/2/2021
Laboratory Director

Pat-Chem Laboratories
1824 1st Street
San Fernando, CA 91340

CHAIN OF CUSTODY RECORD

Phone (818) 639-5300
Fax (818) 639-5306

Environmental Sample

Sample I.D.#: 21E0523

Customer:	IPC - Integrated Performance Consultants, Inc.	Project :	(MCC) Daily EFF
Address:	9297 Research Drive Irvine CA 92618	Sampled by:	ERIC MORRIS Ric Vardel / Golan Kfir
		Report Attention:	
		P.O. #:	
		Phone #:	949-382-9067

Sample Description	Date Sampled	Time Sampled	# of bottles	Required Tests	Sample Type	Matrix	Bottle Type	Preserve	Field Data (pH / Temperature) pH: Field Lab
EFF	5/23/21	955	1	pH, T.Res.Chlorine	Grab	AQ	500ml Plastic	4°C	
	"	"	1	Total Coliform, Fecal Coliform	Grab	AQ	Coli Bottle	4°C, ST	

RECEIVED
MAY 23 2021
By Jordan C.

Geotracker EDD:
Logcode: IPCI
Global ID: WDR100000359

Signature	Print Name (Company)	Date	Time
Relinquished by	E. MORRIS IPC	5/23/21	10 00
Received by	Juan Vasquez (PCL)	5/23/21	10:15
Relinquished by	Juan Vasquez (PCL)	5/23/21	13:30
Received by			
Relinquished by			
Received in lab by	Jordan C.	5/23/21	13:30

Sample Received Checklist

Temperature upon receipt: 4°C

# of bottles agrees with COC?	Yes	No
Samples intact?	Yes	No
Samples properly preserved?	Yes	No
Samples in holding time?	Yes	No

Compliance Monitor

Initial Flow _____

Final Flow _____

Sample Type	Matrix	Bottle Type	Preservations
Grab	AQ - Water	P - Plastic	HC - HCl
Comp	SO -Soil / Sludge	G - Amber Glass	HS - H_2SO_4
	OT - Other	VOA - 40 ml Vial	HN - HNO_3
		Coli - bacteria	HP - H_3PO_4
			OH - NaOH
			ST - Sodium Thiosulfate
			AA - Ascorbic Acid
			Al - $AlCl_3$
			Cu -$CuSO_4$

Note: Samples are discarded 30 days after results are reported, unless other arrangements are made.

PAT-CHEM
LABORATORIES

QUALITY ANALYTICAL SERVICES SINCE 1987

1824 1st Street
San Fernando, CA 91340
(818) 639-5300 ph
(818) 639-5306 fx
pat-chem.com

Customer: **Integrated Performance Consultants, Inc.**
9297 Research Drive
Irvine CA, 92618

Attention: Ric Vardel
Report Date: 02-Jun-21 14:19
Subject: (MCC) Daily EFF

Project/P.O.#: (MCC) Daily EFF

Parameter	Method	QC Batch	RL	Prepared	Analyzed	Result	Notes
EFF (Sample I.D.# : 21E0536-01) Collected: 24-May-21 By MA of IPC							
Microbiological							
Fecal Coliforms	SM 9221E	AE12434	1.8	24-May-21	28-May-21	**<1.8 MPN/100 ml**	
Total Coliforms	SM 9221B	AE12434	1.8	24-May-21	28-May-21	**<1.8 MPN/100 ml**	
Inorganic Constituents							
pH	SM 4500H-B	AE12908	0.1	24-May-21	24-May-21	**7.1 pH Units**	
Residual Chlorine	SM 4500Cl-G	AE12540	0.05	25-May-21	25-May-21	**0.14 mg/l**	

Notes and Definitions

RL Reporting Limit - The lowest amount of a constituent that can be reliably quantified and reported.

Respectfully Submitted,



Steve Jefferson 6/2/2021
Laboratory Director

Pat-Chem Laboratories
1824 1st Street
San Fernando, CA 91340

CHAIN OF CUSTODY RECORD

Phone (818) 639-5300
Fax (818) 639-5306

Environmental Sample

Sample I.D.#: 21E0536

Customer: IPC - Integrated Performance Consultants, Inc.		Project: (MCC) Daily EFF	
Address: 9297 Research Drive, Irvine CA 92618	Sampled by: Mario Aguirre	P.O. #:	
	Report Attention: Ric Vardel / Golan Kfir	Phone #: 949-382-9067	

Sample Description	Date Sampled	Time Sampled	# of bottles	Required Tests	Sample Type	Matrix	Bottle Type	Preserve	Field Data (pH / Temperature) pH: Field Lab
EFF	5/24/21	11:05	1	pH, T.Res.Chlorine	Grab	AQ	500ml Plastic	4°C	7.1 / 8.7
"	"	"	1	Total Coliform, Fecal Coliform	Grab	AQ	Coli Bottle	4°C, ST	

RECEIVED
MAY 24 2021
By

Geotracker EDD:
Logcode: IPCI
Global ID: WDR100000359

	Signature	Print Name (Company)	Date	Time
Relinquished by		Mario Aguirre (IPC)	5/24/21	11:12
Received by		Cindy Martinez	5/24/21	12:00
Relinquished by		Cindy Martinez	5/24/21	14:0
Received by				
Relinquished by				
Received in lab by			MAY 24 2021	1401

Sample Received Checklist

Temperature upon receipt: 4°C

# of bottles agrees with COC?	Yes No
Samples intact?	Yes No
Samples properly preserved?	Yes No
Samples in holding time?	Yes No

Compliance Monitor

Initial Flow _____

Final Flow _____

Sample Type	Matrix	Bottle Type
Grab	AQ - Water	P - Plastic
Comp	SO - Soil / Sludge	G - Amber Glass
	OT - Other	VOA - 40 ml Vial
		Coli - bacteria

Preservations

HC - HCl
HS - H_2SO_4
HN - HNO_3
HP - H_3PO_4
OH - NaOH
ST - Sodium Thiosulfate
AA - Ascorbic Acid
Al - $AlCl_3$
Cu - $CuSO_4$

Note: Samples are discarded 30 days after results are reported, unless other arrangements are made.

Rev 2 Effective 5/1/17

PAT-CHEM
LABORATORIES

QUALITY ANALYTICAL SERVICES SINCE 1987

1824 1st Street
San Fernando, CA 91340
(818) 639-5300 ph
(818) 639-5306 fx
pat-chem.com

Customer: **Integrated Performance Consultants, Inc.**
9297 Research Drive
Irvine CA, 92618

Attention: Ric Vardel
Report Date: 02-Jun-21 14:50
Subject: (MCC) Daily EFF

Project/P.O.#: (MCC) Daily EFF

Parameter	Method	QC Batch	RL	Prepared	Analyzed	Result	Notes
EFF (Sample I.D.# : 21E0560-01) Collected: 25-May-21 By MA of IPC							
Microbiological							
Fecal Coliforms	SM 9221E	AE12538	1.8	25-May-21	28-May-21	**<1.8 MPN/100 ml**	
Total Coliforms	SM 9221B	AE12538	1.8	25-May-21	28-May-21	**<1.8 MPN/100 ml**	
Inorganic Constituents							
pH	SM 4500H-B	AE12908	0.1	25-May-21	25-May-21	**7.6 pH Units**	
Residual Chlorine	SM 4500Cl-G	AE12631	0.05	26-May-21	26-May-21	**0.09 mg/l**	

Notes and Definitions

RL Reporting Limit - The lowest amount of a constituent that can be reliably quantified and reported.

Respectfully Submitted,



Steve Jefferson 6/2/2021
Laboratory Director

Pat-Chem Laboratories
1824 1st Street
San Fernando, CA 91340

CHAIN OF CUSTODY RECORD

Phone (818) 639-5300
Fax (818) 639-5306

Environmental Sample

Sample I.D.#: 21E0560

Customer:	IPC - Integrated Performance Consultants, Inc.	Project :	(MCC) Daily EFF
Address:	9297 Research Drive Irvine CA 92618	Sampled by:	Mario Aguirre Ric Vardel / Golan Kfir
		Report Attention:	
		P.O. #:	
		Phone #:	949-382-9067

Sample Description	Date Sampled	Time Sampled	# of bottles	Required Tests	Sample Type	Matrix	Bottle Type	Preserve	Field Data (pH / Temperature) pH: Field Lab
EFF	5/25/21	11:17	1	pH, T.Res.Chlorine	Grab	AQ	500ml Plastic	4°C	
〃	〃	〃	1	Total Coliform, Fecal Coliform	Grab	AQ	Coli Bottle	4°C, ST	
Geotracker EDD: Logcode: IPCI Global ID: WDR100000359									

	Signature	Print Name (Company)	Date	Time
Relinquished by		Mario Aguirre (IPC)	5/25/21	11:20
Received by		Richard Martinez PCL	5/25/21	1305
Relinquished by		Richard Martinez	5/25/21	1600
Received by				
Relinquished by				
Received in lab by		MARIA SAN ESTEBAN (PCL)	5/25/21	1600

Note: Samples are discarded 30 days after results are reported, unless other arrangements are made.

Sample Received Checklist

Temperature upon receipt: 4°C

# of bottles agrees with COC?	(Yes) No
Samples intact?	(Yes) No
Samples properly preserved?	(Yes) No
Samples in holding time?	(Yes) No

Compliance Monitor

Initial Flow _____

Final Flow _____

Sample Type
Grab
Comp

Matrix
AQ - Water
SO -Soil / Sludge
OT - Other

Bottle Type
P - Plastic
G - Amber Glass
VOA - 40 ml Vial
Coli - bacteria

Preservations
HC - HCl
HS - H_2SO_4
HN - HNO_3
HP - H_3PO_4
OH - NaOH
ST - Sodium Thiosulfate
AA - Ascorbic Acid
AI - $AlCl_3$
Cu - $CuSO_4$

PAT-CHEM
LABORATORIES

QUALITY ANALYTICAL SERVICES SINCE 1987

1824 1st Street
San Fernando, CA 91340
(818) 639-5300 ph
(818) 639-5306 fx
pat-chem.com

Customer: **Integrated Performance Consultants, Inc.**
9297 Research Drive
Irvine CA, 92618

Attention: Ric Vardel
Report Date: 02-Jun-21 15:09
Subject: (MCC) Weekly INF

Project/P.O.#: (MCC) Weekly INF

Parameter	Method	QC Batch	RL	Prepared	Analyzed	Result	Notes
INF (Sample I.D.# : 21E0595-01) Collected: 25-May-21 By Carlos A. of IPC							
Physical Properties							
Total Suspended Solids	SM2540D	AE12735	1	27-May-21	27-May-21	**200 mg/l**	
Aggregate Organic Constituents							
Biochemical Oxygen Demand	SM 5210B	AE12732	2	27-May-21	01-Jun-21	**525 mg/l**	

Notes and Definitions

RL Reporting Limit - The lowest amount of a constituent that can be reliably quantified and reported.

Respectfully Submitted,



Steve Jefferson 6/2/2021
Laboratory Director

Pat-Chem Laboratories
1824 1st Street
San Fernando, CA 91340

CHAIN OF CUSTODY RECORD

Phone (818) 639-5300
Fax (818) 639-5306

Environmental Sample

Sample I.D.#: 21E0595

Customer:	IPC - Integrated Performance Consultants, Inc.	Project:	(MCC) Weekly INF
Address:	9297 Research Drive	Sampled by:	C H
	Irvine CA 92618	Report Attention:	Ric Vardel / Golan Kfir
		P.O. #:	
		Phone #:	949-382-9067

Sample Description	Date Sampled	Time Sampled	# of bottles	Required Tests	Sample Type	Matrix	Bottle Type	Preserve	Field Data (pH / Temperature) pH: Field Lab
INF	05/25/21	0000	1	TSS	Comp	AQ	1-Liter Plastic	4°C	
			1	BOD	Comp	AQ	1-Liter Plastic	4°C	

RECEIVED
MAY 26 2021
B

Geotracker EDD:
Logcode: IPC!
Global ID: WDR100000359

	Signature	Print Name (Company)	Date	Time
Relinquished by		Carlos Alvarez CPC	05/26/21	1310
Received by		Richard Martinez PCL	5/26/21	1310
Relinquished by		Richard Martinez	5/26/21	1430
Received by				
Relinquished by				
Received in lab by		MAY 26 2021		14:30

Sample Received Checklist

Temperature upon receipt: 4°C

# of bottles agrees with COC?	Yes	No
Samples intact?	Yes	No
Samples properly preserved?	Yes	No
Samples in holding time?	Yes	No

Compliance Monitor

Initial Flow _____

Final Flow _____

Sample Type	Matrix	Bottle Type
(Grab) Comp	(AQ) - Water	(P) - Plastic
	SO -Soil / Sludge	G - Amber Glass
	OT - Other	VOA - 40 ml Vial
		Coli - bacteria

Preservations

- **HC** - HCl
- **HS** - H_2SO_4
- **HN** - HNO_3
- **HP** - H_3PO_4
- **OH** - NaOH
- **ST** - Sodium Thiosulfate
- **AA** - Ascorbic Acid
- **AI** - $AlCl_3$
- **Cu** - $CuSO_4$

Note: Samples are discarded 30 days after results are reported, unless other arrangements are made.

PAT-CHEM
LABORATORIES

QUALITY ANALYTICAL SERVICES SINCE 1987

1824 1st Street
San Fernando, CA 91340
(818) 639-5300 ph
(818) 639-5306 fx
pat-chem.com

Customer: **Integrated Performance Consultants, Inc.**
9297 Research Drive
Irvine CA, 92618

Attention: Ric Vardel
Report Date: 02-Jun-21 14:53
Subject: (MCC) Daily EFF

Project/P.O.#: (MCC) Daily EFF

Parameter	Method	QC Batch	RL	Prepared	Analyzed	Result	Notes
EFF (Sample I.D.# : 21E0592-01) Collected: 26-May-21 By C.A of IPC							
Microbiological							
Fecal Coliforms	SM 9221E	AE12638	1.8	26-May-21	28-May-21	**<1.8 MPN/100 ml**	
Total Coliforms	SM 9221B	AE12638	1.8	26-May-21	28-May-21	**<1.8 MPN/100 ml**	
Inorganic Constituents							
pH	SM 4500H-B	AE12908	0.1	26-May-21	26-May-21	**7.6 pH Units**	
Residual Chlorine	SM 4500Cl-G	AE12737	0.05	27-May-21	27-May-21	**0.06 mg/l**	

Notes and Definitions

RL Reporting Limit - The lowest amount of a constituent that can be reliably quantified and reported.

Respectfully Submitted,



Steve Jefferson 6/2/2021
Laboratory Director

Pat-Chem Laboratories
1824 1st Street
San Fernando, CA 91340

CHAIN OF CUSTODY RECORD

Phone (818) 639-5300
Fax (818) 639-5306

Environmental Sample

Sample I.D.#: 21E0592

Customer:	IPC - Integrated Performance Consultants, Inc.	Project:	(MCC) Daily EFF
Address:	9297 Research Drive Irvine CA 92618	Sampled by:	Eric Vardel / Golan Kfir
		Report Attention:	
		P.O. #:	949-382-9067
		Phone #:	

Sample Description	Date Sampled	Time Sampled	# of bottles	Required Tests	Sample Type	Matrix	Bottle Type	Preserve	Field Data (pH / Temperature) pH: Field Lab
EFF	05/26/21	1210	1	pH, T.Res.Chlorine	Grab	AQ	500ml Plastic	4°C	
			1	Total Coliform, Fecal Coliform	Grab	AQ	Coli Bottle	4°C, ST	
1	1	1							

RECEIVED
MAY 26 2021
By

Geotracker EDD:
Logcode: IPCI
Global ID: WDR100000359

	Signature	Print Name (Company)	Date	Time
Relinquished by		Carlos Alvarez Cano	05/26/21	1310
Received by		Richard Martinez PCL	5/26/21	1310
Relinquished by		Richard Martinez	5/26/21	1430
Received by				
Relinquished by				
Received in lab by		MAY 26 2021		14:30

Sample Received Checklist

Temperature upon receipt: 4° C

# of bottles agrees with COC?	Yes	No
Samples intact?	Yes	No
Samples properly preserved?	Yes	No
Samples in holding time?	Yes	No

Compliance Monitor

Initial Flow _____

Final Flow _____

Sample Type	Matrix	Bottle Type
Grab	AQ - Water	P - Plastic
Comp	SO - Soil / Sludge	G - Amber Glass
	OT - Other	VOA - 40 ml Vial
		Coli - bacteria

Preservations
HC - HCl
HS - H_2SO_4
HN - HNO_3
HP - H_3PO_4
OH - NaOH
ST - Sodium Thiosulfate
AA - Ascorbic Acid
AI - $AlCl_3$
Cu - $CuSO_4$

Note: Samples are discarded 30 days after results are reported, unless other arrangements are made.

Rev 2 Effective 5/1/17

PAT-CHEM
LABORATORIES

QUALITY ANALYTICAL SERVICES SINCE 1987

1824 1st Street
San Fernando, CA 91340
(818) 639-5300 ph
(818) 639-5306 fx
pat-chem.com

Customer: **Integrated Performance Consultants, Inc.**
9297 Research Drive
Irvine CA, 92618

Attention: Ric Vardel
Report Date: 02-Jun-21 15:06
Subject: (MCC) Weekly EFF

Project/P.O.#: (MCC) Weekly EFF

Parameter	Method	QC Batch	RL	Prepared	Analyzed	Result	Notes
EFF (Sample I.D.# : 21E0598-01) Collected: 26-May-21 By Carlos A. of IPC							
Physical Properties							
Total Suspended Solids	SM2540D	AE12735	1	27-May-21	27-May-21	**<1 mg/l**	
Inorganic Constituents							
Ammonia as N	EPA 350.1	AE12734	0.10	27-May-21	27-May-21	**0.18 mg/l**	
Nitrate as N	EPA 353.2	AE12738	0.05	27-May-21	27-May-21	**0.45 mg/l**	
Nitrite as N	EPA 353.2	AE12738	0.05	27-May-21	27-May-21	**<0.05 mg/l**	
Total Kjeldahl Nitrogen	EPA 351.2	AF10118	0.10	01-Jun-21	02-Jun-21	**0.53 mg/l**	
EFF (Sample I.D.# : 21E0598-02) Collected: 25-May-21 By Carlos A. of IPC							
Aggregate Organic Constituents							
Biochemical Oxygen Demand	SM 5210B	AE12732	2	27-May-21	01-Jun-21	**2 mg/l**	

Notes and Definitions

RL Reporting Limit - The lowest amount of a constituent that can be reliably quantified and reported.

Respectfully Submitted,



Steve Jefferson 6/2/2021
Laboratory Director

Pat-Chem Laboratories
1824 1st Street
San Fernando, CA 91340

CHAIN OF CUSTODY RECORD

Phone (818) 639-5300
Fax (818) 639-5306

Environmental Sample

Sample I.D.#: 21E0593

Customer:	IPC - Integrated Performance Consultants, Inc.	Project:	**(MCC) Weekly EFF**
Address:	9297 Research Drive	Sampled by:	
	Irvine CA 92618	Report Attention:	Ric Vardel / Golan Kfir
		P.O. #:	
		Phone #:	949-382-9067

Sample Description	Date Sampled	Time Sampled	# of bottles	Required Tests	Sample Type	Matrix	Bottle Type	Preserve	Field Data (pH / Temperature) pH: Field Lab
EFF	05/26/21	1210	1	TSS	Grab	AQ	1-Liter-Plastic	4°C	
	|	|	1	Ammonia, TKN	Grab	AQ	500ml Plastic	4°C	
			1	Nitrate, Nitrite	Grab	AQ	250ml Plastic	4°C	
	05/25/21	0000	1	BOD	Comp	AQ	1-Liter-Plastic	4°C	

RECEIVED
MAY 26 2021
By

Geotracker EDD:
Logcode: IPCI
Global ID: WDR100000359

	Signature	Print Name (Company)	Date	Time
Relinquished by		Carlos Alvarez (IPC)	05/26/21	1310
Received by		Richard Martinez (PCL)	5/26/21	1310
Relinquished by		Richard Martinez	5/26/21	1430
Received by				
Relinquished by				
Received in Lab by		MAY 26 2021		14:30

Sample Received Checklist

Temperature upon receipt: 4°C

# of bottles agrees with COC?	Yes No
Samples intact?	Yes No
Samples properly preserved?	Yes No
Samples in holding time?	Yes No

Compliance Monitor

Initial Flow _____

Final Flow _____

Sample Type	Preservations
Grab Comp	HC - HCl HS - H_2SO_4 HN - HNO_3 HP - H_3PO_4 OH - NaOH ST - Sodium Thiosulfate AA - Ascorbic Acid AI - $AlCl_3$ Cu - $CuSO_4$
Matrix AQ - Water SO - Soil / Sludge OT - Other	
Bottle Type P - Plastic G - Amber Glass VOA - 40 ml Vial Coli - bacteria	

Note: Samples are discarded 30 days after results are reported, unless other arrangements are made.

PAT-CHEM LABORATORIES
QUALITY ANALYTICAL SERVICES SINCE 1987
1824 1st Street
San Fernando, CA 91340
(818) 639-5300 ph
(818) 639-5306 fx
pat-chem.com

Customer: **Integrated Performance Consultants, Inc.**
9297 Research Drive
Irvine CA, 92618

Attention: Ric Vardel
Report Date: 02-Jun-21 14:56
Subject: (MCC) Daily EFF

Project/P.O.#: (MCC) Daily EFF

Parameter	Method	QC Batch	RL	Prepared	Analyzed	Result	Notes
EFF (Sample I.D.# : 21E0618-01) Collected: 27-May-21 By MA of IPC							
Microbiological							
Fecal Coliforms	SM 9221E	AE12739	1.8	27-May-21	29-May-21	**<1.8 MPN/100 ml**	
Total Coliforms	SM 9221B	AE12739	1.8	27-May-21	29-May-21	**<1.8 MPN/100 ml**	
Inorganic Constituents							
pH	SM 4500H-B	AE12908	0.1	27-May-21	27-May-21	**7.6 pH Units**	
Residual Chlorine	SM 4500Cl-G	AE12805	0.05	28-May-21	28-May-21	**0.07 mg/l**	

Notes and Definitions

RL Reporting Limit - The lowest amount of a constituent that can be reliably quantified and reported.

Respectfully Submitted,

Steve Jefferson 6/2/2021
Laboratory Director

Pat-Chem Laboratories
1824 1st Street
San Fernando, CA 91340

CHAIN OF CUSTODY RECORD

Phone (818) 639-5300
Fax (818) 639-5306

Environmental Sample

Sample I.D.#: 21E0618

Customer: IPC - Integrated Performance Consultants, Inc.		Project: (MCC) Daily EFF	
Address: 9297 Research Drive, Irvine, CA 92618		Sampled by: Mario Aguirre / Ric Vardel / Golan Kfir	P.O. #:
		Report Attention:	Phone #: 949-382-9067

Sample Description	Date Sampled	Time Sampled	# of bottles	Required Tests	Sample Type	Matrix	Bottle Type	Preserve	Field Data (pH / Temperature) pH: Field Lab
EFF	5/27/21	11:25	1	pH, T.Res.Chlorine	Grab	AQ	500ml Plastic	4°C	
"	"	"	1	Total Coliform, Fecal Coliform	Grab	AQ	Coli Bottle	4°C, ST	

RECEIVED
MAY 27 2021
By

Geotracker EDD:
Logcode: IPCI
Global ID: WDR100000359

	Signature	Print Name (Company)	Date	Time
Relinquished by		Mario Aguirre (IPC)	5/27/21	11:28
Received by		Richard Martinez PCL	5/27/21	1220
Relinquished by		Richard Martinez	5/27/21	1350
Received by				
Relinquished by				
Received in lab by			MAY 27 2021	13:30

Sample Received Checklist

Temperature upon receipt: 4°C

# of bottles agrees with COC?	Yes	No
Samples intact?	Yes	No
Samples properly preserved?	Yes	No
Samples in holding time?	Yes	No

Compliance Monitor

Initial Flow _____

Final Flow _____

Sample Type
(Grab)
Comp

Matrix
(AQ) - Water
SO -Soil / Sludge
OT - Other

Bottle Type
(P) - Plastic
G - Amber Glass
VOA - 40 ml Vial
(Coli) - bacteria

Preservations
HC - HCl
HS - H_2SO_4
HN - HNO_3
HP - H_3PO_4
OH - NaOH
(ST) - Sodium Thiosulfate
AA - Ascorbic Acid
AI - $AlCl_3$
Cu - $CuSO_4$

Note: Samples are discarded 30 days after results are reported, unless other arrangements are made.

Rev 2 Effective 5/1/17

PAT-CHEM
LABORATORIES

QUALITY ANALYTICAL SERVICES SINCE 1987

1824 1st Street
San Fernando, CA 91340
(818) 639-5300 ph
(818) 639-5306 fx
pat-chem.com

Customer: **Integrated Performance Consultants, Inc.**
9297 Research Drive
Irvine CA, 92618

Attention: Ric Vardel
Report Date: 02-Jun-21 14:58
Subject: (MCC) Daily EFF

Project/P.O.#: (MCC) Daily EFF

Parameter	Method	QC Batch	RL	Prepared	Analyzed	Result	Notes
EFF (Sample I.D.# : 21E0635-01) Collected: 28-May-21 By MA of IPC							
Microbiological							
Fecal Coliforms	SM 9221E	AE12817	1.8	28-May-21	30-May-21	**<1.8 MPN/100 ml**	
Total Coliforms	SM 9221B	AE12817	1.8	28-May-21	30-May-21	**<1.8 MPN/100 ml**	
Inorganic Constituents							
pH	SM 4500H-B	AE12908	0.1	28-May-21	28-May-21	**7.4 pH Units**	
Residual Chlorine	SM 4500Cl-G	AE12906	0.05	29-May-21	29-May-21	**0.06 mg/l**	

Notes and Definitions

RL Reporting Limit - The lowest amount of a constituent that can be reliably quantified and reported.

Respectfully Submitted,



Steve Jefferson 6/2/2021
Laboratory Director

Pat-Chem Laboratories
1824 1st Street
San Fernando, CA 91340

CHAIN OF CUSTODY RECORD

Phone (818) 639-5300
Fax (818) 639-5306

Environmental Sample

Sample I.D.#: 21E0635

Customer: IPC - Integrated Performance Consultants, Inc.		Project : (MCC) Daily EFF	
Address: 9297 Research Drive, Irvine CA 92618		Sampled by: Mario Aguirre / Ric Vardel / Golan Kur	P.O. #: 949-382-9067
		Report Attention:	Phone #:

Sample Description	Date Sampled	Time Sampled	# of bottles	Required Tests	Sample Type	Matrix	Bottle Type	Preserve	Field Data (pH / Temperature) pH: Field Lab
EFF	5/28/21	11:20	1	pH, T.Res.Chlorine	Grab	AQ	500ml Plastic	4°C	
"	"	"	1	Total Coliform, Fecal Coliform	Grab	AQ	Coli Bottle	4°C, ST	

RECEIVED
MAY 28 2021
By

Geotracker EDD:
Logcode: IPCI
Global ID: WDR100000359

	Signature	Print Name (Company)	Date	Time
Relinquished by		Mario Aguirre (IPC)	5/28/21	11:25
Received by		Richard Martinez Pat	5/28/21	1250
Relinquished by		Richard Pat	5/28/21	1515
Received by				
Relinquished by				
Received in lab by		MAY 28 2021		15:15

Sample Received Checklist 4°C

Temperature upon receipt:		
# of bottles agrees with COC?	Yes	No
Samples intact?	Yes	No
Samples properly preserved?	Yes	No
Samples in holding time?	Yes	No

Compliance Monitor

Initial Flow _____

Final Flow _____

Sample Type	Matrix	Bottle Type
(Grab)	(AQ) - Water	P - Plastic
Comp	SO - Soil / Sludge	G - Amber Glass
	OT - Other	VOA - 40 ml Vial
		Coli - bacteria

Preservations
HC - HCl
HS - H_2SO_4
HN - HNO_3
HP - H_3PO_4
ON - NaOH
(ST) - Sodium Thiosulfate
AA - Ascorbic Acid
AI - $AlCl_3$
Cu - $CuSO_4$

Note: Samples are discarded 30 days after results are reported, unless other arrangements are made.

Rev 2 Effective 5/1/17

PAT-CHEM
LABORATORIES

QUALITY ANALYTICAL SERVICES SINCE 1987

1824 1st Street
San Fernando, CA 91340
(818) 639-5300 ph
(818) 639-5306 fx
pat-chem.com

Customer: **Integrated Performance Consultants, Inc.**
9297 Research Drive
Irvine CA, 92618

Attention: Ric Vardel
Report Date: 02-Jun-21 15:02
Subject: (MCC) Daily EFF

Project/P.O.#: (MCC) Daily EFF

Parameter	Method	QC Batch	RL	Prepared	Analyzed	Result	Notes
EFF (Sample I.D.# : 21E0643-01) Collected: 29-May-21 By MA of IPC							
Microbiological							
Fecal Coliforms	SM 9221E	AE12905	1.8	29-May-21	01-Jun-21	**<1.8 MPN/100 ml**	
Total Coliforms	SM 9221B	AE12905	1.8	29-May-21	01-Jun-21	**<1.8 MPN/100 ml**	
Inorganic Constituents							
pH	SM 4500H-B	AE12914	0.1	29-May-21	29-May-21	**7.4 pH Units**	
Residual Chlorine	SM 4500Cl-G	AE12913	0.05	29-May-21	29-May-21	**<0.05 mg/l**	

Notes and Definitions

RL Reporting Limit - The lowest amount of a constituent that can be reliably quantified and reported.

Respectfully Submitted,

Steve Jefferson 6/2/2021
Laboratory Director

Pat-Chem Laboratories
1824 1st Street
San Fernando, CA 91340

CHAIN OF CUSTODY RECORD

Phone (818) 639-5300
Fax (818) 639-5306

Environmental Sample

Sample I.D.#: 21E0643

Customer: IPC - Integrated Performance Consultants, Inc.		Project : (MCC) Daily EFF	
Address: 9297 Research Drive Irvine CA 92618	Sampled by: Jesus Avalos Report Attention: Ric Vardel / Golan Kfir	P.O. #: Phone #: 949-382-9067	

Sample Description	Date Sampled	Time Sampled	# of bottles	Required Tests	Sample Type	Matrix	Bottle Type	Preserve	Field Data (pH / Temperature) pH: Field Lab
EFF	5/29/21	10:30	1	pH, T.Res.Chlorine	Grab	AQ	500ml Plastic	4°C	
11	11	11	1	Total Coliform, Fecal Coliform	Grab	AQ	Coli Bottle	4°C, ST	

Geotracker EDD:
Logcode: IPCI
Global ID: WDR100000359

Signature	Print Name (Company)	Date	Time
Relinquished by: Jesus Avalos	Jesus Avalos (IPC)	5/29/21	10:40
Received by:	Richard Martinez PCL	5/29/21	1110
Relinquished by:			
Received by:			
Relinquished by:			
Received in lab by:	Richard Martinez PCL	5/29/21	1300

Sample Received Checklist

Temperature upon receipt: _____
# of bottles agrees with COC? Yes No
Samples intact? Yes No
Samples properly preserved? Yes No
Samples in holding time? Yes No

Compliance Monitor

Initial Flow _____
Final Flow _____

Sample Type	Preservations
Grab **Comp**	**HC** - HCl **HS** - H_2SO_4
Matrix **AQ** - Water **SO** -Soil / Sludge **OT** - Other	**HN** - HNO_3 **HP** - H_3PO_4 **OH** - NaOH **ST** - Sodium Thiosulfate **AA** - Ascorbic Acid
Bottle Type **P** - Plastic **G** - Amber Glass **VOA** - 40 ml Vial **Coli** - bacteria	**Al** - $AlCl_3$ **Cu** - $CuSO_4$

Note: Samples are discarded 30 days after results are reported, unless other arrangements are made.

Rev 2 Effective 5/1/17

PAT-CHEM LABORATORIES
QUALITY ANALYTICAL SERVICES SINCE 1987
1824 1st Street
San Fernando, CA 91340
(818) 639-5300 ph
(818) 639-5306 fx
pat-chem.com

Customer: **Integrated Performance Consultants, Inc.**
9297 Research Drive
Irvine CA, 92618

Attention: Ric Vardel
Report Date: 07-Jun-21 10:34
Subject: (MCC) Daily EFF

Project/P.O.#: (MCC) Daily EFF

Parameter	Method	QC Batch	RL	Prepared	Analyzed	Result	Notes
EFF (Sample I.D.# : 21E0649-01) Collected: 30-May-21 By EM of IPC							
Microbiological							
Fecal Coliforms	SM 9221E	AE13003	1.8	30-May-21	02-Jun-21	**<1.8 MPN/100 ml**	
Total Coliforms	SM 9221B	AE13003	1.8	30-May-21	02-Jun-21	**<1.8 MPN/100 ml**	
Inorganic Constituents							
pH	SM 4500H-B	AF10509	0.1	30-May-21	30-May-21	**7.2 pH Units**	
Residual Chlorine	SM 4500Cl-G	AE13009	0.05	30-May-21	30-May-21	**0.13 mg/l**	

Notes and Definitions

RL Reporting Limit - The lowest amount of a constituent that can be reliably quantified and reported.

Respectfully Submitted,

Steve Jefferson 6/7/2021
Laboratory Director

Pat-Chem Laboratories
1824 1st Street
San Fernando, CA 91340

CHAIN OF CUSTODY RECORD

Phone (818) 639-5300
Fax (818) 639-5306

Environmental Sample

Sample I.D.#: 21E0649

Customer: IPC - Integrated Performance Consultants, Inc.
Project: (MCC) Daily EFF
Address: 9297 Research Drive, Irvine, CA 92618
Sampled by: ERIC MORRIS
Report Attention: Ric Vardel / Golan Kfir
P.O. #:
Phone #: 949-382-9067

Sample Description	Date Sampled	Time Sampled	# of bottles	Required Tests	Sample Type	Matrix	Bottle Type	Preserve	Field Data (pH / Temperature) pH: Field / Lab
EFF	5/30/21	1027	1	pH, T.Res.Chlorine	Grab	AQ	500ml Plastic	4°C	7.2 °C / 17.2
	〃	〃	1	Total Coliform, Fecal Coliform	Grab	AQ	Coli Bottle	4°C, ST	

RECEIVED
MAY 30 2021
By

Geotracker EDD:
Logcode: IPCI
Global ID: WDR100000359

Signature	Print Name (Company)	Date	Time
Relinquished by	E. MORRIS IPC	5/30/21	1030
Received by	Juan Vasquez (PCL)	5/30/21	11:12
Relinquished by	Juan Vasquez (PCL)	5/30/21	12:58
Received by			
Relinquished by			
Received in lab by	MAY 30 2021	2:58	

Sample Received Checklist

Temperature upon receipt: 4°C
# of bottles agrees with COC? (Yes) No
Samples intact? (Yes) No
Samples properly preserved? (Yes) No
Samples in holding time? (Yes) No

Compliance Monitor

Initial Flow _____
Final Flow _____

Sample Type
(Grab)
Comp

Matrix
(AQ) - Water
SO -Soil / Sludge
OT - Other

Bottle Type
P - Plastic
G - Amber Glass
VOA - 40 ml Vial
(Coli) - bacteria

Preservations
HC - HCl
HS - H_2SO_4
HN - HNO_3
HP - H_3PO_4
OH - NaOH
(ST) - Sodium Thiosulfate
AA - Ascorbic Acid
Al - $AlCl_3$
Cu -$CuSO_4$

Note: Samples are discarded 30 days after results are reported, unless other arrangements are made.

PAT-CHEM LABORATORIES
QUALITY ANALYTICAL SERVICES SINCE 1987
1824 1st Street
San Fernando, CA 91340
(818) 639-5300 ph
(818) 639-5306 fx
pat-chem.com

Customer: **Integrated Performance Consultants, Inc.**
9297 Research Drive
Irvine CA, 92618

Attention: Ric Vardel
Report Date: 07-Jun-21 10:38
Subject: (MCC) Daily EFF

Project/P.O.#: (MCC) Daily EFF

Parameter	Method	QC Batch	RL	Prepared	Analyzed	Result	Notes
EFF (Sample I.D.# : 21F0004-01) Collected: 31-May-21 By EM of IPC							
Microbiological							
Fecal Coliforms	SM 9221E	AF10127	1.8	01-Jun-21	05-Jun-21	**<1.8 MPN/100 ml**	
Total Coliforms	SM 9221B	AF10127	1.8	01-Jun-21	05-Jun-21	**<1.8 MPN/100 ml**	
Inorganic Constituents							
pH	SM 4500H-B	AF10509	0.1	31-May-21	31-May-21	**7.2 pH Units**	
Residual Chlorine	SM 4500Cl-G	AF10220	0.05	02-Jun-21	02-Jun-21	**0.05 mg/l**	

Notes and Definitions

RL Reporting Limit - The lowest amount of a constituent that can be reliably quantified and reported.

Respectfully Submitted,



Steve Jefferson 6/7/2021
Laboratory Director

Pat-Chem Laboratories
1824 1st Street
San Fernando, CA 91340

CHAIN OF CUSTODY RECORD

Phone (818) 639-5300
Fax (818) 639-5306

Environmental Sample

Sample I.D.#: 21F0004

Customer:	IPC - Integrated Performance Consultants, Inc.	Project :	(MCC) Daily EFF
Address:	9297 Research Drive Irvine CA 92618	Sampled by:	ERIC MORRIS
		Report Attention:	Ric Vardel / Golan Kfir
		P.O. #:	
		Phone #:	949-382-9067

Sample Description	Date Sampled	Time Sampled	# of bottles	Required Tests	Sample Type	Matrix	Bottle Type	Preserve	Field Data (pH / Temperature) pH: Field Lab
EFF	5/31/21	1031	1	pH, T.Res.Chlorine	Grab	AQ	500ml Plastic	4°C	7.2/20.0
	"	"	1	Total Coliform, Fecal Coliform	Grab	AQ	Coli Bottle	4°C, ST	
	"	"							

RECEIVED
MAY 31 2021
By

Geotracker EDD:
Logcode: IPCI
Global ID: WDR100000359

	Signature	Print Name (Company)	Date	Time
Relinquished by		E. MORRIS IPC	5/31/21	1035
Received by		Cindy Mabry	5/31/21	1055
Relinquished by		Cindy Mabry	5/31/21	~~1052~~ 12:30
Received by				
Relinquished by				
Received in lab by		MAY 31 2021		12:30

Sample Received Checklist

Temperature upon receipt: 4 °C

# of bottles agrees with COC? (Yes) No

Samples intact? (Yes) No

Samples properly preserved? (Yes) No

Samples in holding time? (Yes) No

Compliance Monitor

Initial Flow _____

Final Flow _____

Sample Type	Preservations
(Grab) Comp	HC - HCl
Matrix	HS - H_2SO_4
(AQ) - Water	HN - HNO_3
SO -Soil / Sludge	HP - H_3PO_4
OT - Other	OH - NaOH
Bottle Type	(ST) Sodium Thiosulfate
(P) Plastic	AA - Ascorbic Acid
G - Amber Glass	Al - $AlCl_3$
VOA - 40 ml Vial	Cu -$CuSO_4$
(Coli) - bacteria	

Note: Samples are discarded 30 days after results are reported, unless other arrangements are made.

Rev 2 Effective 5/1/17

PAT-CHEM
LABORATORIES

QUALITY ANALYTICAL SERVICES SINCE 1987

1824 1st Street
San Fernando, CA 91340
(818) 639-5300 ph
(818) 639-5306 fx
pat-chem.com

Customer: **Integrated Performance Consultants, Inc.**
9297 Research Drive
Irvine CA, 92618

Attention: Ric Vardel
Report Date: 07-Jun-21 10:41
Subject: (MCC) Daily EFF

Project/P.O.#: (MCC) Daily EFF

Parameter	Method	QC Batch	RL	Prepared	Analyzed	Result	Notes
EFF (Sample I.D.# : 21F0025-01) Collected: 01-Jun-21 By MA of IPC							
Microbiological							
Fecal Coliforms	SM 9221E	AF10127	1.8	01-Jun-21	03-Jun-21	**<1.8 MPN/100 ml**	
Total Coliforms	SM 9221B	AF10127	1.8	01-Jun-21	03-Jun-21	**<1.8 MPN/100 ml**	
Inorganic Constituents							
pH	SM 4500H-B	AF10509	0.1	01-Jun-21	01-Jun-21	**7.8 pH Units**	
Residual Chlorine	SM 4500Cl-G	AF10220	0.05	02-Jun-21	02-Jun-21	**0.09 mg/l**	

Notes and Definitions

RL Reporting Limit - The lowest amount of a constituent that can be reliably quantified and reported.

Respectfully Submitted,



Steve Jefferson 6/7/2021
Laboratory Director

Pat-Chem Laboratories
1824 1st Street
San Fernando, CA 91340

CHAIN OF CUSTODY RECORD

Phone (818) 639-5300
Fax (818) 639-5306

Environmental Sample

Sample I.D.#: 21F0025

Customer:	IPC - Integrated Performance Consultants, Inc.	Project :	(MCC) Daily EFF
Address:	9297 Research Drive Irvine CA 92618	Sampled by:	Mario Aguirre
		Report Attention:	Ric Vardel / Golan Kfir
		P.O. #:	
		Phone #:	949-382-9067

Sample Description	Date Sampled	Time Sampled	# of bottles	Required Tests	Sample Type	Matrix	Bottle Type	Preserve	Field Data (pH / Temperature) pH: Field Lab
EFF	6/1/21	~~11:12~~ 11:12	1	pH, T.Res.Chlorine	Grab	AQ	500ml Plastic	4°C	
"	"	11:12	1	Total Coliform, Fecal Coliform	Grab	AQ	Coli Bottle	4°C, ST	

RECEIVED
JUN 01 2021
BY

Geotracker EDD:
Logcode: IPCI
Global ID: WDR100000359

	Signature	Print Name (Company)	Date	Time
Relinquished by		Mario Aguirre (IPC)	6/1/21	11:18
Received by		Richard Martinez PC	6/1/21	1320
Relinquished by		Richard Martinez	6/1/21	1500
Received by				
Relinquished by				
Received in lab by			JUN 01 2021	1500

Sample Received Checklist

Temperature upon receipt: 4°C

# of bottles agrees with COC?	Yes	No
Samples intact?	Yes	No
Samples properly preserved?	Yes	No
Samples in holding time?	Yes	No

Compliance Monitor

Initial Flow _____

Final Flow _____

Sample Type	Matrix	Bottle Type	Preservations
Grab	AQ - Water	P - Plastic	HC - HCl
Comp	SO - Soil / Sludge	G - Amber Glass	HS - H_2SO_4
	OT - Other	VOA - 40 ml Vial	HN - HNO_3
		Coli - bacteria	HP - H_3PO_4
			OH - NaOH
			ST - Sodium Thiosulfate
			AA - Ascorbic Acid
			AI - $AlCl_3$
			Cu - $CuSO_4$

Note: Samples are discarded 30 days after results are reported, unless other arrangements are made.

PAT-CHEM LABORATORIES
QUALITY ANALYTICAL SERVICES SINCE 1987
1824 1st Street
San Fernando, CA 91340
(818) 639-5300 ph
(818) 639-5306 fx
pat-chem.com

Customer: **Integrated Performance Consultants, Inc.**
9297 Research Drive
Irvine CA, 92618

Attention: Ric Vardel
Report Date: 08-Jun-21 18:12
Subject: (MCC) Weekly INF

Project/P.O.#: (MCC) Weekly INF

Parameter	Method	QC Batch	RL	Prepared	Analyzed	Result	Notes
INF (Sample I.D.# : 21F0068-01) Collected: 01-Jun-21 By Carlos A. of IPC							
Physical Properties							
Total Suspended Solids	SM2540D	AF10328	1	03-Jun-21	08-Jun-21	**114 mg/l**	
Aggregate Organic Constituents							
Biochemical Oxygen Demand	SM 5210B	AF10223	2	02-Jun-21	07-Jun-21	**573 mg/l**	

Notes and Definitions

RL Reporting Limit - The lowest amount of a constituent that can be reliably quantified and reported.

Respectfully Submitted,



Steve Jefferson 6/8/2021
Laboratory Director

Pat-Chem Laboratories
1824 1st Street
San Fernando, CA 91340

CHAIN OF CUSTODY RECORD

Phone (818) 639-5300
Fax (818) 639-5306

Environmental Sample

Sample I.D.#: 21F0068

Customer:	IPC - Integrated Performance Consultants, Inc.	Project:	(MCC) Weekly INF
Address:	9297 Research Drive	Sampled by:	Maria Aguirre
	Irvine – CA 92618	Report Attention:	Ric Vardel / Golan Kfir
		P.O. #:	
		Phone #:	949-382-9067

Sample Description	Date Sampled	Time Sampled	# of bottles	Required Tests	Sample Type	Matrix	Bottle Type	Preserve	Field Data (pH / Temperature) pH: Field Lab
INF	6/1/21	0:00	1	TSS	Comp	AQ	1-Liter Plastic	4°C	7.0 / 18.4 °C
"	"	"	1	BOD	Comp	AQ	1-Liter Plastic	4°C	

RECEIVED
JUN 02 2021
By

Geotracker EDD:
Logcode: IPCI
Global ID: WDR100000359

	Signature	Print Name (Company)	Date	Time
Relinquished by		Maria Aguirre IPC	6/2/21	11:51
Received by		Cindy Murray	6.2.21	12:20
Relinquished by		Cindy MARTINEZ	6.2.21	13:40
Received by				
Relinquished by				
Received in lab by		JUN 02 2021		1340

Sample Received Checklist

Temperature upon receipt: 4 °C

# of bottles agrees with COC?	Yes	No
Samples intact?	Yes	No
Samples properly preserved?	Yes	No
Samples in holding time?	Yes	No

Compliance Monitor

Initial Flow _____

Final Flow _____

Sample Type	Matrix	Bottle Type
Grab	AQ - Water	P - Plastic
Comp	SO - Soil / Sludge	G - Amber Glass
	OT - Other	VOA - 40 ml Vial
		Coli - bacteria

Preservations
HC - HCl
HS - H_2SO_4
HN - HNO_3
HP - H_3PO_4
OH - NaOH
ST - Sodium Thiosulfate
AA - Ascorbic Acid
AI - $AlCl_3$
Cu - $CuSO_4$

Note: Samples are discarded 30 days after results are reported, unless other arrangements are made.

Rev 2 Effective 5/1/17

PAT-CHEM LABORATORIES
QUALITY ANALYTICAL SERVICES SINCE 1987
1824 1st Street
San Fernando, CA 91340
(818) 639-5300 ph
(818) 639-5306 fx
pat-chem.com

Customer: **Integrated Performance Consultants, Inc.**
9297 Research Drive
Irvine CA, 92618

Attention: Ric Vardel
Report Date: 08-Jun-21 17:57
Subject: (MCC) Daily EFF

Project/P.O.#: (MCC) Daily EFF

Parameter	Method	QC Batch	RL	Prepared	Analyzed	Result	Notes
EFF (Sample I.D.# : 21F0056-01) Collected: 02-Jun-21 By Mario Aguirre of IPC							
Microbiological							
Fecal Coliforms	SM 9221E	AF10228	1.8	02-Jun-21	04-Jun-21	**<1.8 MPN/100 ml**	
Total Coliforms	SM 9221B	AF10228	1.8	02-Jun-21	04-Jun-21	**<1.8 MPN/100 ml**	
Inorganic Constituents							
pH	SM 4500H-B	AF10509	0.1	02-Jun-21	02-Jun-21	**7.7 pH Units**	
Residual Chlorine	SM 4500Cl-G	AF10321	0.05	03-Jun-21	03-Jun-21	**0.08 mg/l**	

Notes and Definitions

RL Reporting Limit - The lowest amount of a constituent that can be reliably quantified and reported.

Respectfully Submitted,

Steve Jefferson 6/8/2021
Laboratory Director

Pat-Chem Laboratories
1824 1st Street
San Fernando, CA 91340

CHAIN OF CUSTODY RECORD

Phone (818) 639-5300
Fax (818) 639-5306

Environmental Sample

Sample I.D.#: 21F0056

Customer:	IPC - Integrated Performance Consultants, Inc.	Project:	(MCC) Daily EFF
Address:	9297 Research Drive Irvine CA 92618	Sampled by:	Mario Aguirre
		Report Attention:	Ric Vardel / Golan Kfir
		P.O. #:	
		Phone #:	949-382-9067

Sample Description	Date Sampled	Time Sampled	# of bottles	Required Tests	Sample Type	Matrix	Bottle Type	Preserve	Field Data (pH / Temperature) pH / Field / Lab
EFF	6/2/21	11:37	1	pH, T.Res.Chlorine	Grab	AQ	500ml Plastic	4°C	7.7 / 24.1
"	"	"	1	Total Coliform, Fecal Coliform	Grab	AQ	Coli Bottle	4°C, ST	

RECEIVED
JUN 02 2021
By

Geotracker EDD:
Logcode: IPCI
Global ID: WDR100000359

Signature	Print Name (Company)	Date	Time
Relinquished by	Mario Aguirre (IPC)	6/2/21	11:51
Received by	Cindy Martinez	6.2.21	12:20
Relinquished by	Cindy Martinez	6.2.21	13:40
Received by			
Relinquished by			
Received in lab by	JUN 02 2021		1340

Sample Received Checklist

Temperature upon receipt: 4 °C

# of bottles agrees with COC?	Yes / No
Samples intact?	Yes / No
Samples properly preserved?	Yes / No
Samples in holding time?	Yes / No

Compliance Monitor

Initial Flow _____

Final Flow _____

Sample Type	Preservations
Grab	HC - HCl
Comp	HS - H_2SO_4
Matrix	HN - HNO_3
AQ - Water	HP - H_3PO_4
SO - Soil / Sludge	OH - NaOH
OT - Other	ST - Sodium Thiosulfate
Bottle Type	AA - Ascorbic Acid
P - Plastic	AI - $AlCl_3$
G - Amber Glass	Cu - $CuSO_4$
VOA - 40 ml Vial	
Coli - bacteria	

Note: Samples are discarded 30 days after results are reported, unless other arrangements are made.

PAT-CHEM
LABORATORIES

QUALITY ANALYTICAL SERVICES SINCE 1987

1824 1st Street
San Fernando, CA 91340
(818) 639-5300 ph
(818) 639-5306 fx
pat-chem.com

Customer: **Integrated Performance Consultants, Inc.**
9297 Research Drive
Irvine CA, 92618

Attention: Ric Vardel
Report Date: 08-Jun-21 18:09
Subject: (MCC) Weekly EFF

Project/P.O.#: (MCC) Weekly EFF

Parameter	Method	QC Batch	RL	Prepared	Analyzed	Result	Notes
EFF (Sample I.D.# : 21F0057-01) Collected: 02-Jun-21 By Carlos A. of IPC							
Physical Properties							
Total Suspended Solids	SM2540D	AF10328	1	03-Jun-21	08-Jun-21	**<1 mg/l**	
Inorganic Constituents							
Ammonia as N	EPA 350.1	AF10322	0.10	03-Jun-21	03-Jun-21	**<0.10 mg/l**	
Nitrate as N	EPA 353.2	AF10410	0.05	03-Jun-21	03-Jun-21	**0.16 mg/l**	
Nitrite as N	EPA 353.2	AF10410	0.05	03-Jun-21	03-Jun-21	**<0.05 mg/l**	
Total Kjeldahl Nitrogen	EPA 351.2	AF10320	0.10	03-Jun-21	04-Jun-21	**0.65 mg/l**	
EFF (Sample I.D.# : 21F0057-02) Collected: 01-Jun-21 By Carlos A. of IPC							
Aggregate Organic Constituents							
Biochemical Oxygen Demand	SM 5210B	AF10223	2	02-Jun-21	07-Jun-21	**3 mg/l**	

Notes and Definitions

RL Reporting Limit - The lowest amount of a constituent that can be reliably quantified and reported.

Respectfully Submitted,



Steve Jefferson 6/8/2021
Laboratory Director

Pat-Chem Laboratories
1824 1st Street
San Fernando, CA 91340

CHAIN OF CUSTODY RECORD

Phone (818) 639-5300
Fax (818) 639-5306

Environmental Sample

Sample I.D.#: 21F0057

Customer:	IPC - Integrated Performance Consultants, Inc.	Project:	**(MCC) Weekly EFF**
Address:	9297 Research Drive	Sampled by:	Mario A.
	Irvine CA 92618	Report Attention:	Ric Vardel / Golan Kfir
		P.O. #:	
		Phone #:	949-382-9067

Sample Description	Date Sampled	Time Sampled	# of bottles	Required Tests	Sample Type	Matrix	Bottle Type	Preserve	Field Data (pH/Temperature) pH: ~~Field~~ Lab
EFF	6/2/21	11:40	1	TSS	Grab	AQ	1-Liter-Plastic	4°C	7-6./23
"	"	"	1	Ammonia, TKN	Grab	AQ	500ml Plastic	4°C	
"	"	"	1	Nitrate, Nitrite	Grab	AQ	250ml Plastic	4°C	
"	6/1/21	0:00	1	BOD	Comp	AQ	1-Liter-Plastic	4°C	

RECEIVED
JUN 02 2021
By

Geotracker EDD:
Logcode: IPCI
Global ID: WDR100000359

Signature	Print Name (Company)	Date	Time
Relinquished by	Mario Aguirre (IPC)	6/2/21	11:51
Received by	Cindy Martinez	6.2.21	12:20
Relinquished by	Cindy MARTINEZ	6.2.21	13:40
Received by			
Relinquished by			
Received for Lab by		JUN 02 2021	1340

Sample Received Checklist 4°C

Temperature upon receipt:		
# of bottles agrees with COC?	Yes	No
Samples intact?	Yes	No
Samples properly preserved?	Yes	No
Samples in holding time?	Yes	No

Compliance Monitor

Initial Flow _____

Final Flow _____

Sample Type	Matrix	Bottle Type
Grab	AQ - Water	P - Plastic
Comp	SO - Soil / Sludge	G - Amber Glass
	OT - Other	VOA - 40 ml Vial
		Coli - bacteria

Preservations
HC - HCl
HS - H_2SO_4
HN - HNO_3
HP - H_3PO_4
OH - NaOH
ST - Sodium Thiosulfate
AA - Ascorbic Acid
AI - $AlCl_3$
Cu - $CuSO_4$

Note: Samples are discarded 30 days after results are reported, unless other arrangements are made.

Rev 2 Effective 5/1/17

PAT-CHEM LABORATORIES
QUALITY ANALYTICAL SERVICES SINCE 1987
1824 1st Street
San Fernando, CA 91340
(818) 639-5300 ph
(818) 639-5306 fx
pat-chem.com

Customer: **Integrated Performance Consultants, Inc.**
9297 Research Drive
Irvine CA, 92618

Attention: Ric Vardel
Report Date: 08-Jun-21 18:00
Subject: (MCC) Daily EFF

Project/P.O.#: (MCC) Daily EFF

Parameter	Method	QC Batch	RL	Prepared	Analyzed	Result	Notes
EFF (Sample I.D.# : 21F0106-01) Collected: 03-Jun-21 By Golan Kfir of IPC							
Microbiological							
Fecal Coliforms	SM 9221E	AF10329	1.8	03-Jun-21	05-Jun-21	**<1.8 MPN/100 ml**	
Total Coliforms	SM 9221B	AF10329	1.8	03-Jun-21	05-Jun-21	**<1.8 MPN/100 ml**	
Inorganic Constituents							
pH	SM 4500H-B	AF10509	0.1	03-Jun-21	03-Jun-21	**7.6 pH Units**	
Residual Chlorine	SM 4500Cl-G	AF10321	0.05	03-Jun-21	03-Jun-21	**0.17 mg/l**	

Notes and Definitions

RL Reporting Limit - The lowest amount of a constituent that can be reliably quantified and reported.

Respectfully Submitted,



Steve Jefferson 6/8/2021
Laboratory Director

Pat-Chem Laboratories
1824 1st Street
San Fernando, CA 91340

CHAIN OF CUSTODY RECORD

Phone (818) 639-5300
Fax (818) 639-5306

Environmental Sample

Sample I.D.#: 21FC0106

Customer:	IPC - Integrated Performance Consultants, Inc.	Project :	(MCC) Daily EFF
Address:	9297 Research Drive Irvine CA 92618	Sampled by: Golan Kfir Report Attention: Ric Vardel / Golan Kfir	P.O. #: Phone #: 949-382-9067

Sample Description	Date Sampled	Time Sampled	# of bottles	Required Tests	Sample Type	Matrix	Bottle Type	Preserve	Field Data (pH / Temperature) pH: Field Lab
EFF	6/3/21	11:40	1	pH, T.Res.Chlorine	Grab	AQ	500ml Plastic	4°C	7.6/21.5
	〃	〃	1	Total Coliform, Fecal Coliform	Grab	AQ	Coli Bottle	4°C, ST	

RECEIVED
JUN 03 2021
By

Geotracker EDD:
Logcode: IPCI
Global ID: WDR100000359

Signature	Print Name (Company)	Date	Time
Relinquished by	Golan IPC	6/3/21	12:30
Received by	Cindy Martinez	6.3.21	12:30
Relinquished by	Cindy Martinez	6.3.21	1345
Received by			
Relinquished by			
Received in lab by	JUN 03 2021		1345

Sample Received Checklist 4°C

Temperature upon receipt:	
# of bottles agrees with COC?	Yes No
Samples intact?	Yes No
Samples properly preserved?	Yes No
Samples in holding time?	Yes No

Compliance Monitor
Initial Flow _____
Final Flow _____

Sample Type: Grab, Comp

Matrix: AQ - Water; SO - Soil / Sludge; OT - Other

Bottle Type: P - Plastic; G - Amber Glass; VOA - 40 ml Vial; Coli - bacteria

Preservations: HC - HCl; HS - H_2SO_4; HN - HNO_3; HP - H_3PO_4; OH - NaOH; ST - Sodium Thiosulfate; AA - Ascorbic Acid; AI - $AlCl_3$; Cu - $CuSO_4$

Note: Samples are discarded 30 days after results are reported, unless other arrangements are made.

PAT-CHEM LABORATORIES
QUALITY ANALYTICAL SERVICES SINCE 1987
1824 1st Street
San Fernando, CA 91340
(818) 639-5300 ph
(818) 639-5306 fx
pat-chem.com

Customer: **Integrated Performance Consultants, Inc.**
9297 Research Drive
Irvine CA, 92618

Attention: Ric Vardel
Report Date: 08-Jun-21 18:02
Subject: (MCC) Daily EFF

Project/P.O.#: (MCC) Daily EFF

Parameter	Method	QC Batch	RL	Prepared	Analyzed	Result	Notes
EFF (Sample I.D.# : 21F0143-01) Collected: 04-Jun-21 By MA of IPC							
Microbiological							
Fecal Coliforms	SM 9221E	AF10415	1.8	04-Jun-21	06-Jun-21	**<1.8 MPN/100 ml**	
Total Coliforms	SM 9221B	AF10415	1.8	04-Jun-21	06-Jun-21	**<1.8 MPN/100 ml**	
Inorganic Constituents							
pH	SM 4500H-B	AF10509	0.1	04-Jun-21	04-Jun-21	**7.4 pH Units**	
Residual Chlorine	SM 4500Cl-G	AF10505	0.05	05-Jun-21	05-Jun-21	**0.14 mg/l**	

Notes and Definitions

RL Reporting Limit - The lowest amount of a constituent that can be reliably quantified and reported.

Respectfully Submitted,

Steve Jefferson 6/8/2021
Laboratory Director

Pat-Chem Laboratories
1824 1st Street
San Fernando, CA 91340

CHAIN OF CUSTODY RECORD

Phone (818) 639-5300
Fax (818) 639-5306

Environmental Sample

Sample I.D.#: 2170143

Customer: IPC - Integrated Performance Consultants, Inc.		Project : (MCC) Daily EFF	
Address: 9297 Research Drive Irvine CA 92618	Sampled by: Mario Aguirre Report Attention: Ric Vardel / Golan Kfir	P.O. #: Phone #: 949-382-9067	

Sample Description	Date Sampled	Time Sampled	# of bottles	Required Tests	Sample Type	Matrix	Bottle Type	Preserve	Field Data (pH / Temperature) pH: Field Lab
EFF	6/4/21	11:41	1	pH, T.Res.Chlorine	Grab	AQ	500ml Plastic	4°C	7.4 / 27.6 C
"	"	"	1	Total Coliform, Fecal Coliform	Grab	AQ	Coli Bottle	4°C, ST	

RECEIVED
JUN 04 2021
By

Geotracker EDD:
Logcode: IPCI
Global ID: WDR100000359

	Signature	Print Name (Company)	Date	Time
Relinquished by		Mario Aguirre (IPC)	6/4/21	11:48
Received by		Cindy Marmon	6.4.21	1230
Relinquished by		Cindy Marmon	6-4-21	14:00
Received by				
Relinquished by				
Received in lab by		JUN 04 2021		1400

Sample Received Checklist

Temperature upon receipt: 4 °C

# of bottles agrees with COC?	Yes	No
Samples intact?	Yes	No
Samples properly preserved?	Yes	No
Samples in holding time?	Yes	No

Compliance Monitor

Initial Flow _____

Final Flow _____

Sample Type
Grab
Comp

Matrix
AQ - Water
SO -Soil / Sludge
OT - Other

Bottle Type
P - Plastic
G - Amber Glass
VOA - 40 ml Vial
Coli - bacteria

Preservations
HC - HCl
HS - H_2SO_4
HN - HNO_3
HP - H_3PO_4
OH - NaOH
ST - Sodium Thiosulfate
AA - Ascorbic Acid
AI - $AlCl_3$
Cu -$CuSO_4$

Note: Samples are discarded 30 days after results are reported, unless other arrangements are made.

PAT-CHEM
LABORATORIES

QUALITY ANALYTICAL SERVICES SINCE 1987

1824 1st Street
San Fernando, CA 91340
(818) 639-5300 ph
(818) 639-5306 fx
pat-chem.com

Customer: **Integrated Performance Consultants, Inc.**
9297 Research Drive
Irvine CA, 92618

Attention: Ric Vardel
Report Date: 08-Jun-21 18:04
Subject: (MCC) Daily EFF

Project/P.O.#: (MCC) Daily EFF

Parameter	Method	QC Batch	RL	Prepared	Analyzed	Result	Notes
EFF (Sample I.D.# : 21F0152-01) Collected: 05-Jun-21 By MA of IPC							
Microbiological							
Fecal Coliforms	SM 9221E	AF10508	1.8	05-Jun-21	07-Jun-21	**<1.8 MPN/100 ml**	
Total Coliforms	SM 9221B	AF10508	1.8	05-Jun-21	07-Jun-21	**<1.8 MPN/100 ml**	
Inorganic Constituents							
pH	SM 4500H-B	AF10629	0.1	05-Jun-21	05-Jun-21	**7.6 pH Units**	
Residual Chlorine	SM 4500Cl-G	AF10514	0.05	05-Jun-21	05-Jun-21	**<0.05 mg/l**	

Notes and Definitions

RL Reporting Limit - The lowest amount of a constituent that can be reliably quantified and reported.

Respectfully Submitted,

Steve Jefferson 6/8/2021
Laboratory Director

Pat-Chem Laboratories
1824 1st Street
San Fernando, CA 91340

CHAIN OF CUSTODY RECORD

Phone (818) 639-5300
Fax (818) 639-5306

Environmental Sample

Sample I.D.#: 21F0152

Customer: IPC - Integrated Performance Consultants, Inc.		Project : (MCC) Daily EFF	
Address: 9297 Research Drive Irvine CA 92618	Sampled by: Jesus Avalos Report Attention: Ric Vardel / Golan Kfir	P.O. #: Phone #: 949-382-9067	

Sample Description	Date Sampled	Time Sampled	# of bottles	Required Tests	Sample Type	Matrix	Bottle Type	Preserve	Field Data (pH / Temperature) pH: Field Lab
EFF	6/3/21	10:35	1	pH, T.Res.Chlorine	Grab	AQ	500ml Plastic	4°C	
1/	6/	C/	1	Total Coliform, Fecal Coliform	Grab	AQ	Coli Bottle	4°C, ST	
Geotracker EDD: Logcode: IPCI Global ID: WDR100000359									

Signature	Print Name (Company)	Date	Time
Relinquished by: Jesus Avalos	Jesus Avalos (IPC)	6/5/21	10:40
Received by:	Richard Martinez PCL	6/5/21	1115
Relinquished by:			
Received by:			
Relinquished by:			
Received in lab by:	Richard Martinez	6/5/21	1255

Note: Samples are discarded 30 days after results are reported, unless other arrangements are made.

Sample Received Checklist

Temperature upon receipt: 4°C

# of bottles agrees with COC?	(Yes)	No
Samples intact?	(Yes)	No
Samples properly preserved?	(Yes)	No
Samples in holding time?	(Yes)	No

Compliance Monitor

Initial Flow _____

Final Flow _____

Sample Type
(Grab)
Comp

Matrix
(AQ) - Water
SO -Soil / Sludge
OT - Other

Bottle Type
(P) - Plastic
G - Amber Glass
VOA - 40 ml Vial
(Coli) - bacteria

Preservations
HC - HCl
HS - H_2SO_4
HN - HNO_3
HP - H_3PO_4
OH - NaOH
(ST) - Sodium Thiosulfate
AA - Ascorbic Acid
Al - $AlCl_3$
Cu - $CuSO_4$

PAT-CHEM LABORATORIES
QUALITY ANALYTICAL SERVICES SINCE 1987
1824 1st Street
San Fernando, CA 91340
(818) 639-5300 ph
(818) 639-5306 fx
pat-chem.com

Customer: **Integrated Performance Consultants, Inc.**
9297 Research Drive
Irvine CA, 92618

Attention: Ric Vardel
Report Date: 08-Jun-21 18:07
Subject: (MCC) Daily EFF

Project/P.O.#: (MCC) Daily EFF

Parameter	Method	QC Batch	RL	Prepared	Analyzed	Result	Notes
EFF (Sample I.D.# : 21F0161-01) Collected: 06-Jun-21 By EM of IPC							
Microbiological							
Fecal Coliforms	SM 9221E	AF10624	1.8	06-Jun-21	08-Jun-21	**<1.8 MPN/100 ml**	
Total Coliforms	SM 9221B	AF10624	1.8	06-Jun-21	08-Jun-21	**<1.8 MPN/100 ml**	
Inorganic Constituents							
pH	SM 4500H-B	AF10629	0.1	06-Jun-21	06-Jun-21	**7.2 pH Units**	
Residual Chlorine	SM 4500Cl-G	AF10626	0.05	06-Jun-21	06-Jun-21	**<0.05 mg/l**	

Notes and Definitions

RL Reporting Limit - The lowest amount of a constituent that can be reliably quantified and reported.

Respectfully Submitted,

Steve Jefferson 6/8/2021
Laboratory Director

Pat-Chem Laboratories
1824 1st Street
San Fernando, CA 91340

CHAIN OF CUSTODY RECORD

Phone (818) 639-5300
Fax (818) 639-5306

Environmental Sample

Sample I.D.#: 20501G1

Customer: IPC - Integrated Performance Consultants, Inc.		Project : (MCC) Daily EFF	
Address: 9297 Research Drive, Irvine CA 92618		Sampled by: E. MORRIS / Ric Vardel / Golan Kfir	P.O. #:
		Report Attention:	Phone #: 949-382-9067

Sample Description	Date Sampled	Time Sampled	# of bottles	Required Tests	Sample Type	Matrix	Bottle Type	Preserve	Field Data (pH / Temperature) pH: Field (Lab)
EFF	6/6/21	950	1	pH, T.Res.Chlorine	Grab	AQ	500ml Plastic	4°C	7.2
	"	"	1	Total Coliform, Fecal Coliform	Grab	AQ	Coli Bottle	4°C, ST	

Geotracker EDD:
Logcode: IPCI
Global ID: WDR100000359

Signature	Print Name (Company)	Date	Time
Relinquished by: E. Morris	ERIC MORRIS IPC	6/6/21	955
Received by: Juan Vasquez	Juan Vasquez (PCL)	6/6/21	9:55
Relinquished by: Juan V.	Juan V. (PCL)	6/6/21	11:45
Received by			
Relinquished by			
Received in lab by: Jordan Corkery	Jordan Corkery	6/6/21	1145

Note: Samples are discarded 30 days after results are reported, unless other arrangements are made.

Sample Received Checklist

Temperature upon receipt: 4°C
# of bottles agrees with COC? (Yes) No
Samples intact? (Yes) No
Samples properly preserved? (Yes) No
Samples in holding time? (Yes) No

Compliance Monitor

Initial Flow _____
Final Flow _____

Sample Type
Grab
Comp

Matrix
AQ - Water
SO -Soil / Sludge
OT - Other

Bottle Type
P - Plastic
G - Amber Glass
VOA - 40 ml Vial
Coli - bacteria

Preservations
HC - HCl
HS - H_2SO_4
HN - HNO_3
HP - H_3PO_4
OH - NaOH
ST - Sodium Thiosulfate
AA - Ascorbic Acid
AI - $AlCl_3$
Cu -$CuSO_4$

PAT-CHEM
LABORATORIES

QUALITY ANALYTICAL SERVICES SINCE 1987

1824 1st Street
San Fernando, CA 91340
(818) 639-5300 ph
(818) 639-5306 fx
pat-chem.com

Customer: **Integrated Performance Consultants, Inc.**
9297 Research Drive
Irvine CA, 92618

Attention: Ric Vardel
Report Date: 14-Jun-21 18:14
Subject: (MCC) Daily EFF

Project/P.O.#: (MCC) Daily EFF

Parameter	Method	QC Batch	RL	Prepared	Analyzed	Result	Notes
EFF (Sample I.D.# : 21F0186-01) Collected: 07-Jun-21 By Kyle Vardel							
Microbiological							
Fecal Coliforms	SM 9221E	AF10727	1.8	07-Jun-21	09-Jun-21	**<1.8 MPN/100 ml**	
Total Coliforms	SM 9221B	AF10727	1.8	07-Jun-21	09-Jun-21	**<1.8 MPN/100 ml**	
Inorganic Constituents							
pH	SM 4500H-B	AF11205	0.1	07-Jun-21	07-Jun-21	**6.9 pH Units**	
Residual Chlorine	SM 4500Cl-G	AF10735	0.05	07-Jun-21	07-Jun-21	**0.18 mg/l**	

Notes and Definitions

RL Reporting Limit - The lowest amount of a constituent that can be reliably quantified and reported.

Respectfully Submitted,



Steve Jefferson 6/14/2021
Laboratory Director

PAT-CHEM
LABORATORIES

QUALITY ANALYTICAL SERVICES SINCE 1987

1824 1st Street
San Fernando, CA 91340
(818) 639-5300 ph
(818) 639-5306 fx
pat-chem.com

Customer: **Integrated Performance Consultants, Inc.**
9297 Research Drive
Irvine CA, 92618

Attention: Ric Vardel
Report Date: 15-Jun-21 10:27
Subject: (MCC) Daily EFF

Project/P.O.#: (MCC) Daily EFF

Parameter	Method	QC Batch	RL	Prepared	Analyzed	Result	Notes
EFF (Sample I.D.# : 21F0215-01) Collected: 08-Jun-21 By GK of IPC							
Microbiological							
Fecal Coliforms	SM 9221E	AF10831	1.8	08-Jun-21	10-Jun-21	**<1.8 MPN/100 ml**	
Total Coliforms	SM 9221B	AF10831	1.8	08-Jun-21	10-Jun-21	**<1.8 MPN/100 ml**	
Inorganic Constituents							
pH	SM 4500H-B	AF11205	0.1	08-Jun-21	08-Jun-21	**6.8 pH Units**	
Residual Chlorine	SM 4500Cl-G	AF10924	0.05	09-Jun-21	09-Jun-21	**0.06 mg/l**	

Notes and Definitions

RL Reporting Limit - The lowest amount of a constituent that can be reliably quantified and reported.

Respectfully Submitted,

Steve Jefferson 6/15/2021
Laboratory Director

Pat-Chem Laboratories
1824 1st Street
San Fernando, CA 91340

CHAIN OF CUSTODY RECORD

Phone (818) 639-5300
Fax (818) 639-5306

Environmental Sample

Sample I.D.#: 21F0215

Customer: IPC - Integrated Performance Consultants, Inc.		Project: (MCC) Daily EFF	
Address: 9297 Research Drive		Sampled by: Golan Kfir	P.O. #:
Irvine CA 92618		Report Attention: Ric Vardel / Golan Kfir	Phone #: 949-382-9067

Sample Description	Date Sampled	Time Sampled	# of bottles	Required Tests	Sample Type	Matrix	Bottle Type	Preserve	Field Data (pH / Temperature) pH: Field Lab
EFF	6/8/21	9:35	1	pH, T.Res.Chlorine	Grab	AQ	500ml Plastic	4°C	6.8/21.2**
	"	"	1	Total Coliform, Fecal Coliform	Grab	AQ	Coli Bottle	4°C, ST	

RECEIVED
JUN 08 2021
By

Geotracker EDD:
Logcode: IPCI
Global ID: WDR100000359

Signature	Print Name (Company)	Date	Time
Relinquished by: GK	Golan IPC	6/8/21	11:43
Received by:	Juan V. (PCL)	6/8/21	11:43
Relinquished by:	Juan V. (PCL)	6/8/21	13:55
Received by:			
Relinquished by:			
Received in Lab by:	JUN 08 2021		1355

Sample Received Checklist

Temperature upon receipt: 4°C

# of bottles agrees with COC?	Yes No
Samples intact?	Yes No
Samples properly preserved?	Yes No
Samples in holding time?	Yes No

Compliance Monitor

Initial Flow _____

Final Flow _____

Sample Type	Matrix	Bottle Type
Grab	AQ - Water	P - Plastic
Comp	SO - Soil / Sludge	G - Amber Glass
	OT - Other	VOA - 40 ml Vial
		Coli - bacteria

Preservations

HC - HCl
HS - H_2SO_4
HN - HNO_3
HP - H_3PO_4
OH - NaOH
ST - Sodium Thiosulfate
AA - Ascorbic Acid
AI - $AlCl_3$
Cu - $CuSO_4$

Note: Samples are discarded 30 days after results are reported, unless other arrangements are made.

PAT-CHEM LABORATORIES
QUALITY ANALYTICAL SERVICES SINCE 1987
1824 1st Street
San Fernando, CA 91340
(818) 639-5300 ph
(818) 639-5306 fx
pat-chem.com

Customer: **Integrated Performance Consultants, Inc.**
9297 Research Drive
Irvine CA, 92618

Attention: Ric Vardel
Report Date: 16-Jun-21 16:03
Subject: (MCC) Weekly INF

Project/P.O.#: (MCC) Weekly INF

Parameter	Method	QC Batch	RL	Prepared	Analyzed	Result	Notes
INF (Sample I.D.# : 21F0278-01) Collected: 08-Jun-21 By Carlos A. of IPC							
Physical Properties							
Total Suspended Solids	SM2540D	AF11034	1	10-Jun-21	11-Jun-21	**241 mg/l**	
Aggregate Organic Constituents							
Biochemical Oxygen Demand	SM 5210B	AF11027	2	10-Jun-21	15-Jun-21	**365 mg/l**	

Notes and Definitions

RL Reporting Limit - The lowest amount of a constituent that can be reliably quantified and reported.

Respectfully Submitted,



Steve Jefferson 6/16/2021
Laboratory Director

Pat-Chem Laboratories
1824 1st Street
San Fernando, CA 91340

CHAIN OF CUSTODY RECORD

Phone (818) 639-5300
Fax (818) 639-5306

Environmental Sample

Sample I.D.#: 21F0278

Customer:	IPC - Integrated Performance Consultants, Inc.	Project:	(MCC) Weekly INF
Address:	9297 Research Drive	Sampled by:	Julio Lara
	Irvine CA 92618	Report Attention:	Ric Vardel / Golan Kfir
		P.O. #:	
		Phone #:	949-382-9067

Sample Description	Date Sampled	Time Sampled	# of bottles	Required Tests	Sample Type	Matrix	Bottle Type	Preserve	Field Data (pH / Temperature) pH: Field Lab
INF	06/8/21	00:00	1	TSS	Comp	AQ	1-Liter Plastic	4°C	
	1	1	1	BOD	Comp	AQ	1-Liter Plastic	4°C	

RECEIVED
JUN 09 2021
By

~~Geotracker EDD:~~
Logcode: IPCI
Global ID: WDR100000359

Signature	Print Name (Company)	Date	Time
Relinquished by	Julio Lara	6-9-21	1300
Received by	Richard Vardel RVL	6/9/21	1300
Relinquished by	Richard Martinez	6/9/21	1520
Received by			
Relinquished by			
Received in lab by	JUN 09 2021		1520

Sample Received Checklist 4.0

Temperature upon receipt:	4
# of bottles agrees with COC?	(Yes) No
Samples intact?	(Yes) No
Samples properly preserved?	(Yes) No
Samples in holding time?	(Yes) No

Compliance Monitor
Initial Flow _____
Final Flow _____

Sample Type
~~Grab~~
(Comp)

Matrix
(AQ) - Water
SO -Soil / Sludge
OT - Other

Bottle Type
(P) - Plastic
G - Amber Glass
VOA - 40 ml Vial
Coli - bacteria

Preservations
HC - HCl
HS - H_2SO_4
HN - HNO_3
HP - H_3PO_4
OH - NaOH
ST - Sodium Thiosulfate
AA - Ascorbic Acid
Al - $AlCl_3$
Cu -$CuSO_4$

Note: Samples are discarded 30 days after results are reported, unless other arrangements are made.

Rev 2 Effective 5/1/17

PAT-CHEM
LABORATORIES

QUALITY ANALYTICAL SERVICES SINCE 1987

1824 1st Street
San Fernando, CA 91340
(818) 639-5300 ph
(818) 639-5306 fx
pat-chem.com

Customer: **Integrated Performance Consultants, Inc.**
9297 Research Drive
Irvine CA, 92618

Attention: Ric Vardel
Report Date: 15-Jun-21 10:31
Subject: (MCC) Daily EFF

Project/P.O.#: (MCC) Daily EFF

Parameter	Method	QC Batch	RL	Prepared	Analyzed	Result	Notes
EFF (Sample I.D.# : 21F0272-01) Collected: 09-Jun-21 By JL of IPC							
Microbiological							
Fecal Coliforms	SM 9221E	AF10929	1.8	09-Jun-21	12-Jun-21	**<1.8 MPN/100 ml**	
Total Coliforms	SM 9221B	AF10929	1.8	09-Jun-21	12-Jun-21	**<1.8 MPN/100 ml**	
Inorganic Constituents							
pH	SM 4500H-B	AF11205	0.1	09-Jun-21	09-Jun-21	**7.5 pH Units**	
Residual Chlorine	SM 4500Cl-G	AF11030	0.05	10-Jun-21	10-Jun-21	**0.09 mg/l**	

Notes and Definitions

RL Reporting Limit - The lowest amount of a constituent that can be reliably quantified and reported.

Respectfully Submitted,

Steve Jefferson 6/15/2021
Laboratory Director

Pat-Chem Laboratories
1824 1st Street
San Fernando, CA 91340

CHAIN OF CUSTODY RECORD

Phone (818) 639-5300
Fax (818) 639-5306

Environmental Sample

Sample I.D.#: 21F0272

Customer: IPC - Integrated Performance Consultants, Inc.		Project : (MCC) Daily EFF	
Address: 9297 Research Drive Irvine CA 92618	Sampled by: ~~Ric Vaudel / Golan Kfir~~	P.O. #:	
	Report Attention:	Phone #: ~~949-382-9067~~	

Sample Description	Date Sampled	Time Sampled	# of bottles	Required Tests	Sample Type	Matrix	Bottle Type	Preserve	Field Data (pH / Temperature) pH: Field Lab
EFF	06/9/21	12:00	1	pH, T.Res.Chlorine	Grab	AQ	500ml Plastic	4°C	
	1	1	1	Total Coliform, Fecal Coliform	Grab	AQ	Coli Bottle	4°C, ST	

RECEIVED
JUN 09 2021
By

Geotracker EDD:
Logcode: IPCI
Global ID: WDR100000359

Signature	Print Name (Company)	Date	Time
Relinquished by	Julio Lepe	6-9-21	1300
Received by	Richard Ruiz ICL	6/9/21	1300
Relinquished by	Richard Martinez	6/9/21	1520
Received by			
Relinquished by			
Received in lab by	JUN 09 2021		1520

Sample Received Checklist

Temperature upon receipt: 4 °C

# of bottles agrees with COC?	(Yes)	No
Samples intact?	Yes	(No)
Samples properly preserved?	Yes	No
Samples in holding time?	Yes	No

Compliance Monitor

Initial Flow _____

Final Flow _____

Sample Type: (Grab) Comp

Matrix: (AQ) - Water; SO -Soil / Sludge; OT - Other

Bottle Type: (P) - Plastic; G - Amber Glass; VOA - 40 ml Vial; (Coli) - bacteria

Preservations: HC - HCl; HS - H_2SO_4; HN - HNO_3; HP - H_3PO_4; OH - NaOH; (ST) - Sodium Thiosulfate; AA - Ascorbic Acid; Al - $AlCl_3$; Cu - $CuSO_4$

Note: Samples are discarded 30 days after results are reported, unless other arrangements are made.

Rev 2 Effective 5/1/17

PAT-CHEM
LABORATORIES

QUALITY ANALYTICAL SERVICES SINCE 1987

1824 1st Street
San Fernando, CA 91340
(818) 639-5300 ph
(818) 639-5306 fx
pat-chem.com

Customer: **Integrated Performance Consultants, Inc.**
9297 Research Drive
Irvine CA, 92618

Attention: Ric Vardel
Report Date: 16-Jun-21 17:03
Subject: (MCC) Weekly EFF

Project/P.O.#: (MCC) Weekly EFF

Parameter	Method	QC Batch	RL	Prepared	Analyzed	Result	Notes
EFF (Sample I.D.# : 21F0277-01) Collected: 09-Jun-21 By Carlos A. of IPC							
Physical Properties							
Total Suspended Solids	SM2540D	AF11034	1	10-Jun-21	11-Jun-21	**<1 mg/l**	
Inorganic Constituents							
Ammonia as N	EPA 350.1	AF11029	0.10	10-Jun-21	10-Jun-21	**<0.10 mg/l**	
Nitrate as N	EPA 353.2	AF11038	0.05	10-Jun-21	10-Jun-21	**0.62 mg/l**	
Nitrite as N	EPA 353.2	AF11038	0.05	10-Jun-21	10-Jun-21	**<0.05 mg/l**	
Total Kjeldahl Nitrogen	EPA 351.2	AF11528	0.10	15-Jun-21	16-Jun-21	**0.23 mg/l**	
EFF (Sample I.D.# : 21F0277-02) Collected: 08-Jun-21 By Carlos A. of IPC							
Aggregate Organic Constituents							
Biochemical Oxygen Demand	SM 5210B	AF11027	2	10-Jun-21	15-Jun-21	**8 mg/l**	

Notes and Definitions

RL Reporting Limit - The lowest amount of a constituent that can be reliably quantified and reported.

Respectfully Submitted,



Steve Jefferson 6/16/2021
Laboratory Director

Pat-Chem Laboratories
1824 1st Street
San Fernando, CA 91340

CHAIN OF CUSTODY RECORD

Phone (818) 639-5300
Fax (818) 639-5306

Environmental Sample

Sample I.D.#: 21F0277

Customer:	IPC - Integrated Performance Consultants, Inc.	Project:	**(MCC)** Weekly EFF
Address:	9297 Research Drive	Sampled by:	Julio Lara
	Irvine CA 92618	Report Attention:	Ric Vardel / Golan Kfir
		P.O. #:	
		Phone #:	949-382-9067

Sample Description	Date Sampled	Time Sampled	# of bottles	Required Tests	Sample Type	Matrix	Bottle Type	Preserve	Field Data (pH / Temperature) pH: Field Lab
EFF	060921	12:05	1	TSS	Grab	AQ	1-Liter-Plastic	4°C	
			1	Ammonia, TKN	Grab	AQ	500ml Plastic	4°C	
			1	Nitrate, Nitrite	Grab	AQ	250ml Plastic	4°C	
	060821	00:00	1	BOD	Comp	AQ	1-Liter-Plastic	4°C	

RECEIVED
JUN 09 2021
By

Geotracker EDD:
Logcode: IPCI
Global ID: WDR100000359

Signature	Print Name (Company)	Date	Time
Relinquished by	Julio Lara	6-9-21	1300
Received by	Richard Martinez PCL	6/9/21	1300
Relinquished by	Richard Martinez	6/9/21	1520
Received by			
Relinquished by			
Received in lab by	JUN 09 2021		1520

Sample Received Checklist

Temperature upon receipt: 4 °C

# of bottles agrees with COC?	(Yes)	No
Samples intact?	(Yes)	No
Samples properly preserved?	(Yes)	No
Samples in holding time?	(Yes)	No

Compliance Monitor

Initial Flow _____

Final Flow _____

Sample Type	Matrix	Bottle Type
(Grab)	(AQ) - Water	(P) - Plastic
(Comp)	SO -Soil / Sludge	G - Amber Glass
	OT - Other	VOA - 40 ml Vial
		Coli - bacteria

Preservations
HC - HCl
HS - H_2SO_4
HN - HNO_3
HP - H_3PO_4
OH - NaOH
ST - Sodium Thiosulfate
AA - Ascorbic Acid
AI - $AlCl_3$
Cu - $CuSO_4$

Note: Samples are discarded 30 days after results are reported, unless other arrangements are made.

Rev 2 Effective 5/1/17

PAT-CHEM LABORATORIES
QUALITY ANALYTICAL SERVICES SINCE 1987
1824 1st Street
San Fernando, CA 91340
(818) 639-5300 ph
(818) 639-5306 fx
pat-chem.com

Customer: **Integrated Performance Consultants, Inc.**
9297 Research Drive
Irvine CA, 92618

Attention: Ric Vardel
Report Date: 15-Jun-21 10:35
Subject: (MCC) Daily EFF

Project/P.O.#: (MCC) Daily EFF

Parameter	Method	QC Batch	RL	Prepared	Analyzed	Result	Notes
EFF (Sample I.D.# : 21F0312-01) Collected: 10-Jun-21 By MA of IPC							
Microbiological							
Fecal Coliforms	SM 9221E	AF11037	1.8	10-Jun-21	12-Jun-21	**<1.8 MPN/100 ml**	
Total Coliforms	SM 9221B	AF11037	1.8	10-Jun-21	12-Jun-21	**<1.8 MPN/100 ml**	
Inorganic Constituents							
pH	SM 4500H-B	AF11205	0.1	10-Jun-21	10-Jun-21	**7.0 pH Units**	
Residual Chlorine	SM 4500Cl-G	AF11107	0.05	11-Jun-21	11-Jun-21	**0.10 mg/l**	

Notes and Definitions

RL Reporting Limit - The lowest amount of a constituent that can be reliably quantified and reported.

Respectfully Submitted,

Steve Jefferson 6/15/2021
Laboratory Director

Pat-Chem Laboratories
1824 1st Street
San Fernando, CA 91340

CHAIN OF CUSTODY RECORD

Phone (818) 639-5300
Fax (818) 639-5306

Environmental Sample 21F0312

Sample I.D.#: ~~21F0310 GW~~

Customer:	IPC - Integrated Performance Consultants, Inc.	**Project :**	(MCC) Daily EFF
Address:	9297 Research Drive	**Sampled by:**	Mario Aguirre
	Irvine CA 92618	**Report Attention:**	Ric Vardel / Golan Kfir
		P.O. #:	
		Phone #:	949-382-9067

Sample Description	Date Sampled	Time Sampled	# of bottles	Required Tests	Sample Type	Matrix	Bottle Type	Preserve	Field Data (pH / Temperature) pH: Field Lab
EFF	6/10/21	11:07	1	pH, T.Res.Chlorine	Grab	AQ	500ml Plastic	4°C	7.0 / 22.1
"	"	"	1	Total Coliform, Fecal Coliform	Grab	AQ	Coli Bottle	4°C, ST	
Geotracker EDD:									
Logcode: IPCI									
Global ID: WDR100000359									

RECEIVED
JUN 10 2021
By

Signature	Print Name (Company)	Date	Time
Relinquished by	Mario Aguirre (IPC)	6/10/21	11:11
Received by	Juan V. (PCL)	6/10/21	1205
Relinquished by	Juan V. (PCL)	6/10/21	15:22
Received by			
Relinquished by			
Received in lab by	JUN 10 2021		1322

Sample Received Checklist

Temperature upon receipt: 4

# of bottles agrees with COC? Yes No

Samples intact? Yes No

Samples properly preserved? Yes No

Samples in holding time? Yes No

Compliance Monitor

Initial Flow _____

Final Flow _____

Sample Type
Grab
Comp

Matrix
AQ - Water
SO -Soil / Sludge
OT - Other

Bottle Type
P - Plastic
G - Amber Glass
VOA - 40 ml Vial
Coli - bacteria

Preservations
HC - HCl
HS - H_2SO_4
HN - HNO_3
HP - H_3PO_4
OH - NaOH
ST - Sodium Thiosulfate
AA - Ascorbic Acid
AI - $AlCl_3$
Cu -$CuSO_4$

Note: Samples are discarded 30 days after results are reported, unless other arrangements are made.

PAT-CHEM
LABORATORIES

QUALITY ANALYTICAL SERVICES SINCE 1987

1824 1st Street
San Fernando, CA 91340
(818) 639-5300 ph
(818) 639-5306 fx
pat-chem.com

Customer: **Integrated Performance Consultants, Inc.**
9297 Research Drive
Irvine CA, 92618

Attention: Ric Vardel
Report Date: 15-Jun-21 10:40
Subject: (MCC) Daily EFF

Project/P.O.#: (MCC) Daily EFF

Parameter	Method	QC Batch	RL	Prepared	Analyzed	Result	Notes
EFF (Sample I.D.# : 21F0343-01) Collected: 11-Jun-21 By MA of IPC							
Microbiological							
Fecal Coliforms	SM 9221E	AF11110	1.8	11-Jun-21	13-Jun-21	**<1.8 MPN/100 ml**	
Total Coliforms	SM 9221B	AF11110	1.8	11-Jun-21	13-Jun-21	**<1.8 MPN/100 ml**	
Inorganic Constituents							
pH	SM 4500H-B	AF11205	0.1	11-Jun-21	11-Jun-21	**7.4 pH Units**	
Residual Chlorine	SM 4500Cl-G	AF11107	0.05	11-Jun-21	11-Jun-21	**0.18 mg/l**	

Notes and Definitions

RL Reporting Limit - The lowest amount of a constituent that can be reliably quantified and reported.

Respectfully Submitted,



Steve Jefferson 6/15/2021
Laboratory Director

Pat-Chem Laboratories
1824 1st Street
San Fernando, CA 91340

CHAIN OF CUSTODY RECORD

Phone (818) 639-5300
Fax (818) 639-5306

Environmental Sample

Sample I.D.#: 21F0343

Customer: IPC - Integrated Performance Consultants, Inc.		Project : (MCC) Daily EFF	
Address: 9297 Research Drive	Sampled by: Mario Aguirre	P.O. #:	
Irvine CA 92618	Report Attention: Ric Vardel / Golan Kfir	Phone #: 949-382-9067	

Sample Description	Date Sampled	Time Sampled	# of bottles	Required Tests	Sample Type	Matrix	Bottle Type	Preserve	Field Data (pH / Temperature) pH: Field Lab
EFF	6/11/21	11:30	1	pH, T.Res.Chlorine	Grab	AQ	500ml Plastic	4°C	
〃	〃		1	Total Coliform, Fecal Coliform	Grab	AQ	Coli Bottle	4°C, ST	

RECEIVED
JUN 11 2021
By

Geotracker EDD:
Logcode: IPCI
Global ID: WDR100000359

	Signature	Print Name (Company)	Date	Time
Relinquished by		Mario Aguirre (IPC)	6/11/21	11:42
Received by		Richard Martinez PCL	6/11/21	1250
Relinquished by		Richard Martinez	6/11/21	1410
Received by				
Relinquished by				
Received in lab by				1410

Note: Samples are discarded 30 days after results are reported, unless other arrangements are made.

Sample Received Checklist

Temperature upon receipt: 4 - C

# of bottles agrees with COC? (Yes) No
Samples intact? (Yes) No
Samples properly preserved? (Yes) No
Samples in holding time? (Yes) No

Compliance Monitor

Initial Flow _____

Final Flow _____

Sample Type
(Grab)
Comp

Matrix
(AQ) Water
SO -Soil / Sludge
OT - Other

Bottle Type
(P) - Plastic
G - Amber Glass
VOA - 40 ml Vial
(Coli) - bacteria

Preservations
HC - HCl
HS - H_2SO_4
HN - HNO_3
HP - H_3PO_4
OH - NaOH
(ST) - Sodium Thiosulfate
AA - Ascorbic Acid
Al - $AlCl_3$
Cu - $CuSO_4$

PAT-CHEM
LABORATORIES

QUALITY ANALYTICAL SERVICES SINCE 1987

1824 1st Street
San Fernando, CA 91340
(818) 639-5300 ph
(818) 639-5306 fx
pat-chem.com

Customer: **Integrated Performance Consultants, Inc.**
9297 Research Drive
Irvine CA, 92618

Attention: Ric Vardel
Report Date: 18-Jun-21 14:48
Subject: (MCC) Monthly EFF

Project/P.O.#: (MCC) Monthly EFF

Parameter	Method	QC Batch	RL	Prepared	Analyzed	Result	Notes
EFF (Sample I.D.# : 21F0342-01) Collected: 11-Jun-21 By MA of IPC							
Physical Properties							
Total Dissolved Solids	SM 2540C	AF11424	5	14-Jun-21	16-Jun-21	**708 mg/l**	
Inorganic Constituents							
Chloride	EPA 300.0	AF11625	20.0	16-Jun-21	17-Jun-21	**177 mg/l**	
Sulfate as SO4	EPA 300.0	AF11625	10.0	16-Jun-21	17-Jun-21	**105 mg/l**	
Boron	EPA 200.7	AF11418	0.10	14-Jun-21	16-Jun-21	**0.33 mg/l**	
Phosphorus, Total as P	EPA 365.3	AF11326	0.25	13-Jun-21	13-Jun-21	**2.44 mg/l**	
Aggregate Organic Constituents							
MBAS	SM 5540 C	AF11538	0.20	15-Jun-21	15-Jun-21	**0.31 mg/l**	
Oil & Grease (HEM)	EPA 1664A	AF11810	5	18-Jun-21	18-Jun-21	**<5 mg/l**	

Notes and Definitions

RL Reporting Limit - The lowest amount of a constituent that can be reliably quantified and reported.

Respectfully Submitted,



Steve Jefferson 6/18/2021
Laboratory Director

Pat-Chem Laboratories
1824 1st Street
San Fernando, CA 91340

CHAIN OF CUSTODY RECORD

Phone (818) 639-5300
Fax (818) 639-5306

Environmental Sample

Sample I.D.#: 21F0342

Customer: IPC - Integrated Performance Consultants, Inc.		Project : (MCC) EFF - Monthly	
Address: 9297 Research Drive Irvine CA 92618	Sampled by: Mario Aguirre	P.O. #:	
	Report Attention: Ric Vardel / Golan Kfir	Phone #: 949-382-9067	

Sample Description	Date Sampled	Time Sampled	# of bottles	Required Tests	Sample Type	Matrix	Bottle Type	Preserve	Field Data (pH / Temperature) pH: Field Lab
EFF	6/11/21	11:35	1	Sulfate, Chloride, TDS	Grab	AQ	1/2 Gal. P	4°C	
"	"		1	MBAS	Grab	AQ	500 P	4°C	
"	"		1	Oil & Grease	Grab	AQ	1L G	HC	
"	"		1	Boron	Grab	AQ	250 P	HN	
"	"		1	T.Phos	Grab	AQ	500 P	4°C	
Geotracker EDD:									
Logcode: IPCI Global ID: WDR100000359									

RECEIVED
JUN 11 2021
By

Signature	Print Name (Company)	Date	Time
Relinquished by	Mario Aguirre (IPC)	6/11/21	11:42
Received by	Richard Martinez PCL	6/11/21	1230
Relinquished by	Richard Martinez	6/11/21	1410
Received by			
Relinquished by			
Received in lab by	JUN 11 2021		1410

Sample Received Checklist

Temperature upon receipt: 4 °C

# of bottles agrees with COC?	(Yes) No
Samples intact?	(Yes) No
Samples properly preserved?	(Yes) No
Samples in holding time?	(Yes) No

Compliance Monitor

Initial Flow _____

Final Flow _____

Sample Type
(Grab)
Comp

Matrix
(AQ) - Water
SO -Soil / Sludge
OT - Other

Bottle Type
(P) - Plastic
(G) - Amber Glass
VOA - 40 ml Vial
Coli - bacteria

Preservations
(HC) - HCl
HS - H_2SO_4
(HN) - HNO_3
HP - H_3PO_4
OH - NaOH
ST - Sodium Thiosulfate
AA - Ascorbic Acid
AI - $AlCl_3$
Cu - $CuSO_4$

Note: Samples are discarded 30 days after results are reported, unless other arrangements are made.

PAT-CHEM
LABORATORIES

QUALITY ANALYTICAL SERVICES SINCE 1987

1824 1st Street
San Fernando, CA 91340
(818) 639-5300 ph
(818) 639-5306 fx
pat-chem.com

Customer: **Integrated Performance Consultants, Inc.**
9297 Research Drive
Irvine CA, 92618

Attention: Ric Vardel
Report Date: 15-Jun-21 10:42
Subject: (MCC) Daily EFF

Project/P.O.#: (MCC) Daily EFF

Parameter	Method	QC Batch	RL	Prepared	Analyzed	Result	Notes
EFF (Sample I.D.# : 21F0353-01) Collected: 12-Jun-21 By MA of IPC							
Microbiological							
Fecal Coliforms	SM 9221E	AF11204	1.8	12-Jun-21	14-Jun-21	**<1.8 MPN/100 ml**	
Total Coliforms	SM 9221B	AF11204	1.8	12-Jun-21	14-Jun-21	**<1.8 MPN/100 ml**	
Inorganic Constituents							
pH	SM 4500H-B	AF11209	0.1	12-Jun-21	12-Jun-21	**7.5 pH Units**	
Residual Chlorine	SM 4500Cl-G	AF11212	0.05	12-Jun-21	12-Jun-21	**0.10 mg/l**	

Notes and Definitions

RL Reporting Limit - The lowest amount of a constituent that can be reliably quantified and reported.

Respectfully Submitted,

Steve Jefferson 6/15/2021
Laboratory Director

Pat-Chem Laboratories
1824 1st Street
San Fernando, CA 91340

CHAIN OF CUSTODY RECORD

Phone (818) 639-5300
Fax (818) 639-5306

Environmental Sample

Sample I.D.#: 21F0353

Customer: IPC - Integrated Performance Consultants, Inc.		**Project:** (MCC) Daily EFF	
Address: 9297 Research Drive		**Sampled by:** Jesus Avalos	**P.O. #:**
Irvine CA 92618		**Report Attention:** Ric Vardel / Golan Kfir	**Phone #:** 949-382-9067

Sample Description	Date Sampled	Time Sampled	# of bottles	Required Tests	Sample Type	Matrix	Bottle Type	Preserve	Field Data (pH / Temperature) pH: Field / Lab
EFF	6/12/21	10:55	1	pH, T.Res.Chlorine	Grab	AQ	500ml Plastic	4°C	7.52/240
〃	〃	〃	1	Total Coliform, Fecal Coliform	Grab	AQ	Coli Bottle	4°C, ST	
Geotracker EDD:									
Logcode: IPCI									
Global ID: WDR100000359									

Signature	Print Name (Company)	Date	Time
Relinquished by: Jesus Avalos	Jesus Avalos (IPC)	6/12/21	11:00
Received by	Richard Martinez PCL	6/12/21	1120
Relinquished by			
Received by			
Relinquished by			
Received in lab by	Richard Martinez	6/12/21	1320

Sample Received Checklist

Temperature upon receipt: 4°C

# of bottles agrees with COC?	Yes / No
Samples intact?	Yes / No
Samples properly preserved?	Yes / No
Samples in holding time?	Yes / No

Compliance Monitor

Initial Flow _____

Final Flow _____

Sample Type	Matrix	Bottle Type
Grab	AQ - Water	P - Plastic
Comp	SO -Soil / Sludge	G - Amber Glass
	OT - Other	VOA - 40 ml Vial
		Coli - bacteria

Preservations

HC - HCl
HS - H_2SO_4
HN - HNO_3
HP - H_3PO_4
OH - NaOH
ST - Sodium Thiosulfate
AA - Ascorbic Acid
AI - $AlCl_3$
Cu - $CuSO_4$

Note: Samples are discarded 30 days after results are reported, unless other arrangements are made.

Rev 2 Effective 5/1/17

PAT-CHEM
LABORATORIES

QUALITY ANALYTICAL SERVICES SINCE 1987

1824 1st Street
San Fernando, CA 91340
(818) 639-5300 ph
(818) 639-5306 fx
pat-chem.com

Customer: **Integrated Performance Consultants, Inc.**
9297 Research Drive
Irvine CA, 92618

Attention: Ric Vardel
Report Date: 16-Jun-21 15:49
Subject: (MCC) Daily EFF

Project/P.O.#: (MCC) Daily EFF

Parameter	Method	QC Batch	RL	Prepared	Analyzed	Result	Notes
EFF (Sample I.D.# : 21F0359-01) Collected: 13-Jun-21 By EM of IPC							
Microbiological							
Fecal Coliforms	SM 9221E	AF11319	1.8	13-Jun-21	15-Jun-21	**<1.8 MPN/100 ml**	
Total Coliforms	SM 9221B	AF11319	1.8	13-Jun-21	15-Jun-21	**<1.8 MPN/100 ml**	
Inorganic Constituents							
pH	SM 4500H-B	AF11324	0.1	13-Jun-21	13-Jun-21	**7.2 pH Units**	
Residual Chlorine	SM 4500Cl-G	AF11325	0.05	13-Jun-21	13-Jun-21	**0.11 mg/l**	

Notes and Definitions

RL Reporting Limit - The lowest amount of a constituent that can be reliably quantified and reported.

Respectfully Submitted,

Steve Jefferson 6/16/2021
Laboratory Director

Pat-Chem Laboratories
1824 1st Street
San Fernando, CA 91340

CHAIN OF CUSTODY RECORD

Phone (818) 639-5300
Fax (818) 639-5306

Environmental Sample

Sample I.D.#: 21F0359

Customer: IPC - Integrated Performance Consultants, Inc.		Project: (MCC) Daily EFF	
Address: 9297 Research Drive		Sampled by: E. MORRIS	P.O. #:
Irvine CA 92618		Report Attention: Ric Vardel / Golan Kfir	Phone #: 949-382-9067

Sample Description	Date Sampled	Time Sampled	# of bottles	Required Tests	Sample Type	Matrix	Bottle Type	Preserve	Field Data (pH / Temperature) pH: Field Lab
EFF	6/13/21	945	1	pH, T.Res.Chlorine	Grab	AQ	500ml Plastic	4°C	7.2
			1	Total Coliform, Fecal Coliform	Grab	AQ	Coli Bottle	4°C, ST	

Geotracker EDD:
Logcode: IPCI
Global ID: WDR100000359

	Signature	Print Name (Company)	Date	Time
Relinquished by		E. MORRIS IPC	6/13/21	947
Received by		Juan V. (PCL)	6/13/21	10:15
Relinquished by		Juan V. (PCL)	6/13/21	12:12
Received by				
Relinquished by				
Received in lab by		Jordan Corkery	6/17/21	1212

Sample Received Checklist

Temperature upon receipt: 4°C
# of bottles agrees with COC? (Yes) No
Samples intact? (Yes) No
Samples properly preserved? (Yes) No
Samples in holding time? (Yes) No

Compliance Monitor

Initial Flow _____
Final Flow _____

Sample Type
Grab
Comp

Matrix
AQ - Water
SO -Soil / Sludge
OT - Other

Bottle Type
P - Plastic
G - Amber Glass
VOA - 40 ml Vial
Coli - bacteria

Preservations
HC - HCl
HS - H_2SO_4
HN - HNO_3
HP - H_3PO_4
OH - NaOH
ST - Sodium Thiosulfate
AA - Ascorbic Acid
AI - $AlCl_3$
Cu - $CuSO_4$

Note: Samples are discarded 30 days after results are reported, unless other arrangements are made.

PAT-CHEM LABORATORIES
QUALITY ANALYTICAL SERVICES SINCE 1987
1824 1st Street
San Fernando, CA 91340
(818) 639-5300 ph
(818) 639-5306 fx
pat-chem.com

Customer: **Integrated Performance Consultants, Inc.**
9297 Research Drive
Irvine CA, 92618

Attention: Ric Vardel
Report Date: 28-Jun-21 10:16
Subject: (MCC) Daily EFF

Project/P.O.#: (MCC) Daily EFF

Parameter	Method	QC Batch	RL	Prepared	Analyzed	Result	Notes
EFF (Sample I.D.# : 21F0371-01) Collected: 14-Jun-21 By GK of IPC							
Microbiological							
Fecal Coliforms	SM 9221E	AF11425	1.8	14-Jun-21	17-Jun-21	**<1.8 MPN/100 ml**	
Total Coliforms	SM 9221B	AF11425	1.8	14-Jun-21	17-Jun-21	**<1.8 MPN/100 ml**	
Inorganic Constituents							
pH	SM 4500H-B	AF11905	0.1	14-Jun-21	14-Jun-21	**6.7 pH Units**	
Residual Chlorine	SM 4500Cl-G	AF11529	0.05	15-Jun-21	15-Jun-21	**0.10 mg/l**	

Notes and Definitions

RL Reporting Limit - The lowest amount of a constituent that can be reliably quantified and reported.

Respectfully Submitted,

Steve Jefferson 6/28/2021
Laboratory Director

Pat-Chem Laboratories
1824 1st Street
San Fernando, CA 91340

CHAIN OF CUSTODY RECORD

Phone (818) 639-5300
Fax (818) 639-5306

Environmental Sample

Sample I.D.#: 21F0371

Customer: IPC - Integrated Performance Consultants, Inc.		**Project :** (MCC) Daily EFF	
Address: 9297 Research Drive		**Sampled by:** Golan Kfir	**P.O. #:**
Irvine CA 92618		**Report Attention:** Ric Vardel / Golan Kfir	**Phone #:** 949-382-9067

Sample Description	Date Sampled	Time Sampled	# of bottles	Required Tests	Sample Type	Matrix	Bottle Type	Preserve	Field Data (pH / Temperature) pH: Field Lab
EFF	6/14/21	12:00	1	pH, T.Res.Chlorine	Grab	AQ	500ml Plastic	4°C	6.7 / 26.2°C
	"	"	1	Total Coliform, Fecal Coliform	Grab	AQ	Coli Bottle	4°C, ST	

RECEIVED
JUN 14 2021
By

Geotracker EDD:
Logcode: IPCI
Global ID: WDR100000359

Signature	Print Name (Company)	Date	Time
Relinquished by: GK	Golan IPC	6/14/21	12:17
Received by:	Juan V. (PCL)	6/14/21	12:17
Relinquished by:	Juan V. (PCL)	6/14/21	13:27
Received by:			
Relinquished by:			
Received in lab by:		JUN 14 2021	1327

Sample Received Checklist

Temperature upon receipt: 4°C

# of bottles agrees with COC?	Yes No
Samples intact?	Yes No
Samples properly preserved?	Yes No
Samples in holding time?	Yes No

Compliance Monitor

Initial Flow _____

Final Flow _____

Sample Type	Preservations
Grab	HC - HCl
Comp	HS - H_2SO_4
Matrix	HN - HNO_3
AQ - Water	HP - H_3PO_4
SO - Soil / Sludge	OH - NaOH
OT - Other	ST - Sodium Thiosulfate
Bottle Type	AA - Ascorbic Acid
P - Plastic	Al - $AlCl_3$
G - Amber Glass	Cu - $CuSO_4$
VOA - 40 ml Vial	
Coli - bacteria	

Note: Samples are discarded 30 days after results are reported, unless other arrangements are made.

Rev 2 Effective 5/1/17

PAT-CHEM
LABORATORIES

QUALITY ANALYTICAL SERVICES SINCE 1987

1824 1st Street
San Fernando, CA 91340
(818) 639-5300 ph
(818) 639-5306 fx
pat-chem.com

Customer: **Integrated Performance Consultants, Inc.**
9297 Research Drive
Irvine CA, 92618

Attention: Ric Vardel
Report Date: 29-Jun-21 17:13
Subject: (MCC) Daily EFF

Project/P.O.#: (MCC) Daily EFF

Parameter	Method	QC Batch	RL	Prepared	Analyzed	Result	Notes
EFF (Sample I.D.# : 21F0407-01) Collected: 15-Jun-21 By MA of IPC							
Microbiological							
Fecal Coliforms	SM 9221E	AF11532	1.8	15-Jun-21	18-Jun-21	**<1.8 MPN/100 ml**	
Total Coliforms	SM 9221B	AF11532	1.8	15-Jun-21	18-Jun-21	**<1.8 MPN/100 ml**	
Inorganic Constituents							
pH	SM 4500H-B	AF11905	0.1	15-Jun-21	15-Jun-21	**7.6 pH Units**	
Residual Chlorine	SM 4500Cl-G	AF11628	0.05	16-Jun-21	16-Jun-21	**0.08 mg/l**	

Notes and Definitions

RL Reporting Limit - The lowest amount of a constituent that can be reliably quantified and reported.

Respectfully Submitted,

Steve Jefferson 6/29/2021
Laboratory Director

Pat-Chem Laboratories
1824 1st Street
San Fernando, CA 91340

CHAIN OF CUSTODY RECORD

Phone (818) 639-5300
Fax (818) 639-5306

Environmental Sample

Sample I.D.#: 21F0407

Customer:	IPC - Integrated Performance Consultants, Inc.	Project:	(MCC) Daily EFF
Address:	9297 Research Drive	Sampled by:	Mario Aguirre
	Irvine CA 92618	Report Attention:	Ric Vardel / Golan Kfir
		P.O. #:	
		Phone #:	949-382-9067

Sample Description	Date Sampled	Time Sampled	# of bottles	Required Tests	Sample Type	Matrix	Bottle Type	Preserve	Field Data (pH / Temperature) pH: Field Lab
EFF	6/15/21	11:25	1	pH, T.Res.Chlorine	Grab	AQ	500ml Plastic	4°C	
"	"	"	1	Total Coliform, Fecal Coliform	Grab	AQ	Coli Bottle	4°C, ST	

RECEIVED
JUN 15 2021
By

Geotracker EDD:
Logcode: IPCI
Global ID: WDR100000359

	Signature	Print Name (Company)	Date	Time
Relinquished by		Mario Aguirre (IPC)	6/15/21	11:29
Received by		Richard Martinez	6/15/21	1430
Relinquished by		Richard M/E	6/15/21	1640
Received by				
Relinquished by				
Received in lab by		JUN 15 2021		16:40

Sample Received Checklist

Temperature upon receipt:	4 °C
# of bottles agrees with COC?	(Yes) No
Samples intact?	(Yes) No
Samples properly preserved?	(Yes) No
Samples in holding time?	(Yes) No

Compliance Monitor

Initial Flow _____

Final Flow _____

Sample Type
(Grab)
Comp

Matrix
(AQ) - Water
SO -Soil / Sludge
OT - Other

Bottle Type
(P) - Plastic
G - Amber Glass
VOA - 40 ml Vial
(Coli)- bacteria

Preservations
HC - HCl
HS - H_2SO_4
HN - HNO_3
HP - H_3PO_4
OH - NaOH
(ST) - Sodium Thiosulfate
AA - Ascorbic Acid
Al - $AlCl_3$
Cu - $CuSO_4$

Note: Samples are discarded 30 days after results are reported, unless other arrangements are made.

PAT-CHEM
LABORATORIES

QUALITY ANALYTICAL SERVICES SINCE 1987

1824 1st Street
San Fernando, CA 91340
(818) 639-5300 ph
(818) 639-5306 fx
pat-chem.com

Customer: **Integrated Performance Consultants, Inc.**
9297 Research Drive
Irvine CA, 92618

Attention: Ric Vardel
Report Date: 29-Jun-21 17:59
Subject: (MCC) Weekly INF

Project/P.O.#: (MCC) Weekly INF

Parameter	Method	QC Batch	RL	Prepared	Analyzed	Result	Notes
INF (Sample I.D.# : 21F0435-01) Collected: 15-Jun-21 By Carlos A. of IPC							
Physical Properties							
Total Suspended Solids	SM2540D	AF11731	1	17-Jun-21	17-Jun-21	**300 mg/l**	
Aggregate Organic Constituents							
Biochemical Oxygen Demand	SM 5210B	AF11631	2	16-Jun-21	21-Jun-21	**413 mg/l**	

Notes and Definitions

RL Reporting Limit - The lowest amount of a constituent that can be reliably quantified and reported.

Respectfully Submitted,



Steve Jefferson 6/29/2021
Laboratory Director

Pat-Chem Laboratories
1824 1st Street
San Fernando, CA 91340

CHAIN OF CUSTODY RECORD

Phone (818) 639-5300
Fax (818) 639-5306

Environmental Sample

Sample I.D.#: 21F0435

Customer:	IPC - Integrated Performance Consultants, Inc.	**Project :**	(MCC) Weekly INF
Address:	9297 Research Drive	**Sampled by:**	CD
	Irvine CA 92618	**Report Attention:**	Ric Vardel / Golan Kfir
		P.O. #:	
		Phone #:	949-382-9067

Sample Description	Date Sampled	Time Sampled	# of bottles	Required Tests	Sample Type	Matrix	Bottle Type	Preserve	Field Data (pH / Temperature) pH: Field Lab
INF	06/15/21	0000	1	TSS	Comp	AQ	1-Liter Plastic	4°C	
"	"	"	1	BOD	Comp	AQ	1-Liter Plastic	4°C	
				-		-			
~~Geotracker EDD:~~ Logcode: IPCI Global ID: WDR100000359									

Signature	Print Name (Company)	Date	Time
Relinquished by	Carlos Alvarez (GRC)	06/16/21	1350
Received by	Richard Martinez PCL	6/16/21	1350
Relinquished by	Richard Martinez	6/16/21	1535
Received by			
Relinquished by			
Received in lab by	MARIO SANTIESTEBAN (PCL)	6/16/21	1535

Sample Received Checklist

Temperature upon receipt: 4°C
# of bottles agrees with COC? (Yes) No
Samples intact? (Yes) No
Samples properly preserved? (Yes) No
Samples in holding time? (Yes) No

Compliance Monitor

Initial Flow _____
Final Flow _____

Sample Type	Preservations
Grab	**HC** - HCl
Comp	**HS** - H_2SO_4
Matrix	**HN** - HNO_3
AQ - Water	**HP** - H_3PO_4
SO -Soil / Sludge	**OH** - NaOH
OT - Other	**ST** - Sodium Thiosulfate
Bottle Type	**AA** - Ascorbic Acid
P - Plastic	**Al** - $AlCl_3$
G - Amber Glass	**Cu** - $CuSO_4$
VOA - 40 ml Vial	
Coli - bacteria	

Note: Samples are discarded 30 days after results are reported, unless other arrangements are made.

Rev 2 Effective 5/1/17

PAT-CHEM LABORATORIES
QUALITY ANALYTICAL SERVICES SINCE 1987
1824 1st Street
San Fernando, CA 91340
(818) 639-5300 ph
(818) 639-5306 fx
pat-chem.com

Customer: **Integrated Performance Consultants, Inc.**
9297 Research Drive
Irvine CA, 92618

Attention: Ric Vardel
Report Date: 29-Jun-21 17:16
Subject: (MCC) Daily EFF

Project/P.O.#: (MCC) Daily EFF

Parameter	Method	QC Batch	RL	Prepared	Analyzed	Result	Notes
EFF (Sample I.D.# : 21F0437-01) Collected: 16-Jun-21 By C.A of IPC							
Microbiological							
Fecal Coliforms	SM 9221E	AF11632	1.8	16-Jun-21	18-Jun-21	**<1.8 MPN/100 ml**	
Total Coliforms	SM 9221B	AF11632	1.8	16-Jun-21	18-Jun-21	**<1.8 MPN/100 ml**	
Inorganic Constituents							
pH	SM 4500H-B	AF11905	0.1	16-Jun-21	16-Jun-21	**7.6 pH Units**	
Residual Chlorine	SM 4500Cl-G	AF11628	0.05	16-Jun-21	16-Jun-21	**0.32 mg/l**	

Notes and Definitions

RL Reporting Limit - The lowest amount of a constituent that can be reliably quantified and reported.

Respectfully Submitted,

Steve Jefferson 6/29/2021
Laboratory Director

Pat-Chem Laboratories
1824 1st Street
San Fernando, CA 91340

CHAIN OF CUSTODY RECORD

Phone (818) 639-5300
Fax (818) 639-5306

Environmental Sample

Sample I.D.#: 21F0437

Customer:	IPC - Integrated Performance Consultants, Inc.	**Project :**	(MCC) Daily EFF
Address:	9297 Research Drive	**Sampled by:**	
	Irvine CA 92618	**Report Attention:**	Ric Vardel / Golan Kfir
		P.O. #:	
		Phone #:	949-382-9067

Sample Description	Date Sampled	Time Sampled	# of bottles	Required Tests	Sample Type	Matrix	Bottle Type	Preserve	Field Data (pH / Temperature) pH: Field Lab
EFF	06/16/21	1100	1	pH, T.Res.Chlorine	Grab	AQ	500ml Plastic	4°C	
"	"	"	1	Total Coliform, Fecal Coliform	Grab	AQ	Coli Bottle	4°C, ST	
Geotracker EDD:									
Logcode: IPCI									
Global ID: WDR100000359									

	Signature	Print Name (Company)	Date	Time
Relinquished by		Carlos Alvarez (GPC)	06/16/21	1350
Received by		Richard Martinez PCL	6/16/21	1350
Relinquished by		Richard Martinez	6/16/21	1535
Received by				
Relinquished by				
Received in lab by		MARIO SANTISTEBAN (PCL)	6/16/21	1535

Note: Samples are discarded 30 days after results are reported, unless other arrangements are made.

Sample Received Checklist

Temperature upon receipt:	4°C
# of bottles agrees with COC?	(Yes) No
Samples intact?	(Yes) No
Samples properly preserved?	(Yes) No
Samples in holding time?	(Yes) No

Compliance Monitor

Initial Flow _____

Final Flow _____

Sample Type
Grab
Comp

Matrix
AQ - Water
SO -Soil / Sludge
OT - Other

Bottle Type
P - Plastic
G - Amber Glass
VOA - 40 ml Vial
Coli - bacteria

Preservations
HC - HCl
HS - H_2SO_4
HN - HNO_3
HP - H_3PO_4
OH - NaOH
ST - Sodium Thiosulfate
AA - Ascorbic Acid
Al - $AlCl_3$
Cu - $CuSO_4$

Rev 2 Effective 5/1/17

PAT-CHEM LABORATORIES
QUALITY ANALYTICAL SERVICES SINCE 1987
1824 1st Street
San Fernando, CA 91340
(818) 639-5300 ph
(818) 639-5306 fx
pat-chem.com

Customer: **Integrated Performance Consultants, Inc.**
9297 Research Drive
Irvine CA, 92618

Attention: Ric Vardel
Report Date: 29-Jun-21 17:53
Subject: (MCC) Weekly EFF

Project/P.O.#: (MCC) Weekly EFF

Parameter	Method	QC Batch	RL	Prepared	Analyzed	Result	Notes
EFF (Sample I.D.# : 21F0439-01) Collected: 16-Jun-21 By Carlos A. of IPC							
Physical Properties							
Total Suspended Solids	SM2540D	AF11731	1	17-Jun-21	17-Jun-21	**1 mg/l**	
Inorganic Constituents							
Ammonia as N	EPA 350.1	AF11808	0.10	18-Jun-21	19-Jun-21	**<0.10 mg/l**	
Nitrate as N	EPA 353.2	AF11739	0.05	17-Jun-21	17-Jun-21	**1.24 mg/l**	
Nitrite as N	EPA 353.2	AF11739	0.05	17-Jun-21	17-Jun-21	**<0.05 mg/l**	
Total Kjeldahl Nitrogen	EPA 351.2	AF12132	0.10	21-Jun-21	22-Jun-21	**1.09 mg/l**	
EFF (Sample I.D.# : 21F0439-02) Collected: 15-Jun-21 By Carlos A. of IPC							
Aggregate Organic Constituents							
Biochemical Oxygen Demand	SM 5210B	AF11631	2	16-Jun-21	21-Jun-21	**3 mg/l**	

Notes and Definitions

RL Reporting Limit - The lowest amount of a constituent that can be reliably quantified and reported.

Respectfully Submitted,



Steve Jefferson 6/29/2021
Laboratory Director

Pat-Chem Laboratories
1824 1st Street
San Fernando, CA 91340

CHAIN OF CUSTODY RECORD

Phone (818) 639-5300
Fax (818) 639-5306

Environmental Sample

Sample I.D.#: 21F0439

Customer:	IPC - Integrated Performance Consultants, Inc.	Project :	**(MCC)** Weekly **EFF**
Address:	9297 Research Drive	Sampled by:	P.O. #:
	Irvine CA 92618	Report Attention: Ric Vardel / Golan Kfir	Phone #: 949-382-9067

Sample Description	Date Sampled	Time Sampled	# of bottles	Required Tests	Sample Type	Matrix	Bottle Type	Preserve	Field Data (pH / Temperature) pH: Field Lab
EFF	06/16/21	1100	1	TSS	Grab	AQ	1-Liter-Plastic	4°C	
			1	Ammonia, TKN	Grab	AQ	500ml Plastic	4°C	
			1	Nitrate, Nitrite	Grab	AQ	250ml Plastic	4°C	
	06/15/21	0060	1	BOD	Comp	AQ	1-Liter-Plastic	4°C	

Geotracker EDD:
Logcode: IPCI
Global ID: WDR100000359

	Signature	Print Name (Company)	Date	Time
Relinquished by		Carlos Alvarez (SPC)	06/16/21	1350
Received by		Richard Martinez PCL	6/16/21	1350
Relinquished by		Richard Martinez	6/16/21	1535
Received by				
Relinquished by				
Received in lab by		MARIO SANTIESTEBAN (PCL)	6/16/21	1535

Note: Samples are discarded 30 days after results are reported, unless other arrangements are made.

Sample Received Checklist

Temperature upon receipt: 4 °C
# of bottles agrees with COC? (Yes) No
Samples intact? (Yes) No
Samples properly preserved? (Yes) No
Samples in holding time? (Yes) No

Compliance Monitor

Initial Flow _____
Final Flow _____

Sample Type	Preservations
Grab	**HC** - HCl
Comp	**HS** - H_2SO_4
Matrix	**HN** - HNO_3
AQ - Water	**HP** - H_3PO_4
SO -Soil / Sludge	**OH** - NaOH
OT - Other	**ST** - Sodium Thiosulfate
Bottle Type	**AA** - Ascorbic Acid
P - Plastic	**Al** - $AlCl_3$
G - Amber Glass	**Cu** -$CuSO_4$
VOA - 40 ml Vial	
Coli - bacteria	

Rev 2 Effective 5/1/17

PAT-CHEM LABORATORIES
QUALITY ANALYTICAL SERVICES SINCE 1987
1824 1st Street
San Fernando, CA 91340
(818) 639-5300 ph
(818) 639-5306 fx
pat-chem.com

Customer: **Integrated Performance Consultants, Inc.**
9297 Research Drive
Irvine CA, 92618

Attention: Ric Vardel
Report Date: 29-Jun-21 17:18
Subject: (MCC) Daily EFF

Project/P.O.#: (MCC) Daily EFF

Parameter	Method	QC Batch	RL	Prepared	Analyzed	Result	Notes
EFF (Sample I.D.# : 21F0460-01) Collected: 17-Jun-21 By MA of IPC							
Microbiological							
Fecal Coliforms	SM 9221E	AF11742	1.8	17-Jun-21	19-Jun-21	**<1.8 MPN/100 ml**	
Total Coliforms	SM 9221B	AF11742	1.8	17-Jun-21	19-Jun-21	**<1.8 MPN/100 ml**	
Inorganic Constituents							
pH	SM 4500H-B	AF11905	0.1	17-Jun-21	17-Jun-21	**7.6 pH Units**	
Residual Chlorine	SM 4500Cl-G	AF11807	0.05	18-Jun-21	18-Jun-21	**0.05 mg/l**	

Notes and Definitions

RL Reporting Limit - The lowest amount of a constituent that can be reliably quantified and reported.

Respectfully Submitted,

Steve Jefferson 6/29/2021
Laboratory Director

Pat-Chem Laboratories
1824 1st Street
San Fernando, CA 91340

CHAIN OF CUSTODY RECORD

Phone (818) 639-5300
Fax (818) 639-5306

Environmental Sample

Sample I.D.#: 21F0460

Customer:	IPC - Integrated Performance Consultants, Inc.	Project:	(MCC) Daily EFF
Address:	9297 Research Drive	Sampled by:	Mario Aguirre
	Irvine CA 92618	Report Attention:	Ric Vardel / Golan Kfir
		P.O. #:	
		Phone #:	949-382-9067

Sample Description	Date Sampled	Time Sampled	# of bottles	Required Tests	Sample Type	Matrix	Bottle Type	Preserve	Field Data (pH / Temperature) pH: Field Lab
EFF	6/17/21	11:33	1	pH, T.Res.Chlorine	Grab	AQ	500ml Plastic	4°C	
"	"	"	1	Total Coliform, Fecal Coliform	Grab	AQ	Coli Bottle	4°C, ST	
Geotracker EDD:									
Logcode: IPCI									
Global ID: WDR100000359									

RECEIVED
JUN 17 2021
By

	Signature	Print Name (Company)	Date	Time
Relinquished by		Mario Aguirre (IPC)	6/17/21	11:37
Received by		Richard Mathner RCL	6/17/21	1285
Relinquished by		Richard Mtz	6/17/21	1425
Received by				
Relinquished by				
Received in lab by		JUN 17 2021		1425

Sample Received Checklist

Temperature upon receipt: 4°C

# of bottles agrees with COC?	Yes	No
Samples intact?	Yes	No
Samples properly preserved?	Yes	No
Samples in holding time?	Yes	No

Compliance Monitor

Initial Flow _____

Final Flow _____

Sample Type
(G) Grab
Comp

Matrix
(AQ) - Water
SO -Soil / Sludge
OT - Other

Bottle Type
(P) - Plastic
G - Amber Glass
VOA - 40 ml Vial
Coli - bacteria

Preservations
HC - HCl
HS - H_2SO_4
HN - HNO_3
HP - H_3PO_4
OH - NaOH
(ST) - Sodium Thiosulfate
AA - Ascorbic Acid
Al - $AlCl_3$
Cu - $CuSO_4$

Note: Samples are discarded 30 days after results are reported, unless other arrangements are made.

Rev 2 Effective 5/1/17

PAT-CHEM
LABORATORIES

QUALITY ANALYTICAL SERVICES SINCE 1987

1824 1st Street
San Fernando, CA 91340
(818) 639-5300 ph
(818) 639-5306 fx
pat-chem.com

Customer: **Integrated Performance Consultants, Inc.**
9297 Research Drive
Irvine CA, 92618

Attention: Ric Vardel
Report Date: 29-Jun-21 17:22
Subject: (MCC) Daily EFF

Project/P.O.#: (MCC) Daily EFF

Parameter	Method	QC Batch	RL	Prepared	Analyzed	Result	Notes
EFF (Sample I.D.# : 21F0479-01) Collected: 18-Jun-21 By MA of IPC							
Microbiological							
Fecal Coliforms	SM 9221E	AF11812	1.8	18-Jun-21	20-Jun-21	**<1.8 MPN/100 ml**	
Total Coliforms	SM 9221B	AF11812	1.8	18-Jun-21	20-Jun-21	**<1.8 MPN/100 ml**	
Inorganic Constituents							
pH	SM 4500H-B	AF11905	0.1	18-Jun-21	18-Jun-21	**7.5 pH Units**	
Residual Chlorine	SM 4500Cl-G	AF11807	0.05	18-Jun-21	18-Jun-21	**0.27 mg/l**	

Notes and Definitions

RL Reporting Limit - The lowest amount of a constituent that can be reliably quantified and reported.

Respectfully Submitted,

Steve Jefferson 6/29/2021
Laboratory Director

Pat-Chem Laboratories
1824 1st Street
San Fernando, CA 91340

CHAIN OF CUSTODY RECORD

Phone (818) 639-5300
Fax (818) 639-5306

Environmental Sample

Sample I.D.#: 21F0479

Customer: IPC - Integrated Performance Consultants, Inc.		Project : (MCC) Daily EFF	
Address: 9297 Research Drive		Sampled by: Mario Aguirre	P.O. #:
Irvine	CA 92618	Report Attention: Ric Vardel / Golan Kfir	Phone #: 949-382-9067

Sample Description	Date Sampled	Time Sampled	# of bottles	Required Tests	Sample Type	Matrix	Bottle Type	Preserve	Field Data (pH / Temperature) pH: Field Lab
EFF	6/18/21	11:47	1	pH, T.Res.Chlorine	Grab	AQ	500ml Plastic	4°C	
"	"	"	1	Total Coliform, Fecal Coliform	Grab	AQ	Coli Bottle	4°C, ST	
Geotracker EDD:									
Logcode: IPCI									
Global ID: WDR100000359									

RECEIVED
JUN 18 2021
By

	Signature	Print Name (Company)	Date	Time
Relinquished by		Mario Aguirre (IPC)	6/18/21	11:52
Received by		Richard Martinez PCL	6/18/21	1240
Relinquished by		Richard Martinez	6/18/21	1530
Received by				
Relinquished by				
Received in lab by		JUN 18 2021		1530

Sample Received Checklist

Temperature upon receipt: 4°C

# of bottles agrees with COC? (Yes) No

Samples intact? (Yes) No

Samples properly preserved? (Yes) No

Samples in holding time? (Yes) No

Compliance Monitor

Initial Flow _____

Final Flow _____

Sample Type
(Grab)
Comp

Matrix
AQ - Water
SO -Soil / Sludge
OT - Other

Bottle Type
(P) - Plastic
G - Amber Glass
VOA - 40 ml Vial
Coli - bacteria

Preservations
HC - HCl
HS - H_2SO_4
HN - HNO_3
HP - H_3PO_4
OH - NaOH
ST - Sodium Thiosulfate
AA - Ascorbic Acid
Al - $AlCl_3$
Cu - $CuSO_4$

Note: Samples are discarded 30 days after results are reported, unless other arrangements are made.

Rev 2 Effective 5/1/17

PAT-CHEM
LABORATORIES
QUALITY ANALYTICAL SERVICES SINCE 1987
1824 1st Street
San Fernando, CA 91340
(818) 639-5300 ph
(818) 639-5306 fx
pat-chem.com

Customer: **Integrated Performance Consultants, Inc.**
9297 Research Drive
Irvine CA, 92618

Attention: Ric Vardel
Report Date: 29-Jun-21 17:29
Subject: (MCC) Daily EFF

Project/P.O.#: (MCC) Daily EFF

Parameter	Method	QC Batch	RL	Prepared	Analyzed	Result	Notes
EFF (Sample I.D.# : 21F0493-01) Collected: 19-Jun-21 By MA of IPC							
Microbiological							
Fecal Coliforms	SM 9221E	AF11904	1.8	19-Jun-21	21-Jun-21	**<1.8 MPN/100 ml**	
Total Coliforms	SM 9221B	AF11904	1.8	19-Jun-21	21-Jun-21	**<1.8 MPN/100 ml**	
Inorganic Constituents							
pH	SM 4500H-B	AF12022	0.1	19-Jun-21	19-Jun-21	**7.5 pH Units**	
Residual Chlorine	SM 4500Cl-G	AF12021	0.05	20-Jun-21	20-Jun-21	**0.20 mg/l**	

Notes and Definitions

RL Reporting Limit - The lowest amount of a constituent that can be reliably quantified and reported.

Respectfully Submitted,



Steve Jefferson 6/29/2021
Laboratory Director

Pat-Chem Laboratories
1824 1st Street
San Fernando, CA 91340

CHAIN OF CUSTODY RECORD

Phone (818) 639-5300
Fax (818) 639-5306

Environmental Sample

Sample I.D.#: 21F0493

Customer:	IPC - Integrated Performance Consultants, Inc.	**Project :**	(MCC) Daily EFF
Address:	9297 Research Drive	**Sampled by:**	Jesus Avalos
	Irvine CA 92618	**Report Attention:**	Ric Vardel / Golan Kfir
		P.O. #:	
		Phone #:	949-382-9067

Sample Description	Date Sampled	Time Sampled	# of bottles	Required Tests	Sample Type	Matrix	Bottle Type	Preserve	Field Data (pH / Temperature) pH: Field Lab
EFF	6/19/21	10:50	1	pH, T.Res.Chlorine	Grab	AQ	500ml Plastic	4°C	
〃	〃		1	Total Coliform, Fecal Coliform	Grab	AQ	Coli Bottle	4°C, ST	
Geotracker EDD:									
Logcode: IPCI									
Global ID: WDR100000359									

Signature	Print Name (Company)	Date	Time
Relinquished by: Jesus Avalos	Jesus Avalos (IPC)	6/19/21	10:55
Received by:	Richard Kfir	6/19/21	1145
Relinquished by:			
Received by:			
Relinquished by:			
Received in lab by:	Richard Kfir	6/19/21	1250

Sample Received Checklist

Temperature upon receipt: _____

# of bottles agrees with COC? Yes No

Samples intact? Yes No

Samples properly preserved? Yes No

Samples in holding time? Yes No

Compliance Monitor

Initial Flow _____

Final Flow _____

Sample Type
Grab
Comp

Matrix
AQ - Water
SO -Soil / Sludge
OT - Other

Bottle Type
P - Plastic
G - Amber Glass
VOA - 40 ml Vial
Coli - bacteria

Preservations
HC - HCl
HS - H_2SO_4
HN - HNO_3
HP - H_3PO_4
OH - NaOH
ST - Sodium Thiosulfate
AA - Ascorbic Acid
Al - $AlCl_3$
Cu - $CuSO_4$

Note: Samples are discarded 30 days after results are reported, unless other arrangements are made.

Rev 2 Effective 5/1/17

PAT-CHEM LABORATORIES
QUALITY ANALYTICAL SERVICES SINCE 1987
1824 1st Street
San Fernando, CA 91340
(818) 639-5300 ph
(818) 639-5306 fx
pat-chem.com

Customer: **Integrated Performance Consultants, Inc.**
9297 Research Drive
Irvine CA, 92618

Attention: Ric Vardel
Report Date: 29-Jun-21 17:31
Subject: (MCC) Daily EFF

Project/P.O.#: (MCC) Daily EFF

Parameter	Method	QC Batch	RL	Prepared	Analyzed	Result	Notes
EFF (Sample I.D.# : 21F0498-01) Collected: 20-Jun-21 By EM of IPC							
Microbiological							
Fecal Coliforms	SM 9221E	AF12020	1.8	20-Jun-21	22-Jun-21	**<1.8 MPN/100 ml**	
Total Coliforms	SM 9221B	AF12020	1.8	20-Jun-21	22-Jun-21	**<1.8 MPN/100 ml**	
Inorganic Constituents							
pH	SM 4500H-B	AF12931	0.1	20-Jun-21	29-Jun-21	**7.0 pH Units**	
Residual Chlorine	SM 4500Cl-G	AF12129	0.05	21-Jun-21	21-Jun-21	**0.18 mg/l**	

Notes and Definitions

RL Reporting Limit - The lowest amount of a constituent that can be reliably quantified and reported.

Respectfully Submitted,

Steve Jefferson 6/29/2021
Laboratory Director

Pat-Chem Laboratories
1824 1st Street
San Fernando, CA 91340

CHAIN OF CUSTODY RECORD

Phone (818) 639-5300
Fax (818) 639-5306

Environmental Sample

Sample I.D.#: 2150498

Customer:	IPC - Integrated Performance Consultants, Inc.	Project:	(MCC) Daily EFF
Address:	9297 Research Drive	Sampled by:	ERIC MORRIS
	Irvine CA 92618	Report Attention:	Ric Vardel / Golan Kfir
		P.O. #:	
		Phone #:	949-382-9067

Sample Description	Date Sampled	Time Sampled	# of bottles	Required Tests	Sample Type	Matrix	Bottle Type	Preserve	Field Data (pH / Temperature) pH: Field Lab
EFF	6/20/21		1	pH, T.Res.Chlorine	Grab	AQ	500ml Plastic	4°C	7.0
			1	Total Coliform, Fecal Coliform	Grab	AQ	Coli Bottle	4°C, ST	
Geotracker EDD:									
Logcode: IPCI									
Global ID: WDR100000359									

	Signature	Print Name (Company)	Date	Time
Relinquished by		E. MORRIS IPC	6/20/21	956
Received by		Juan V. (PCL)	6/20/21	10:10
Relinquished by		Juan V. (PCL)	6/20/21	11:26
Received by				
Relinquished by				
Received in lab by		Jordan Corkery	6/20/21	1126

Sample Received Checklist

Temperature upon receipt: 4°C

# of bottles agrees with COC? Yes No

Samples intact? Yes No

Samples properly preserved? Yes No

Samples in holding time? Yes No

Compliance Monitor

Initial Flow _____

Final Flow _____

Sample Type
Grab
Comp

Matrix
AQ - Water
SO -Soil / Sludge
OT - Other

Bottle Type
P - Plastic
G - Amber Glass
VOA - 40 ml Vial
Coli - bacteria

Preservations
HC - HCl
HS - H_2SO_4
HN - HNO_3
HP - H_3PO_4
OH - NaOH
ST - Sodium Thiosulfate
AA - Ascorbic Acid
AI - $AlCl_3$
Cu -$CuSO_4$

Note: Samples are discarded 30 days after results are reported, unless other arrangements are made.

PAT-CHEM
LABORATORIES

QUALITY ANALYTICAL SERVICES SINCE 1987

1824 1st Street
San Fernando, CA 91340
(818) 639-5300 ph
(818) 639-5306 fx
pat-chem.com

Customer: **Integrated Performance Consultants, Inc.**
9297 Research Drive
Irvine CA, 92618

Attention: Ric Vardel
Report Date: 29-Jun-21 17:34
Subject: (MCC) Daily EFF

Project/P.O.#: (MCC) Daily EFF

Parameter	Method	QC Batch	RL	Prepared	Analyzed	Result	Notes
EFF (Sample I.D.# : 21F0524-01) Collected: 21-Jun-21 By MA of IPC							
Microbiological							
Fecal Coliforms	SM 9221E	AF12136	1.8	21-Jun-21	23-Jun-21	**<1.8 MPN/100 ml**	
Total Coliforms	SM 9221B	AF12136	1.8	21-Jun-21	23-Jun-21	**<1.8 MPN/100 ml**	
Inorganic Constituents							
pH	SM 4500H-B	AF12931	0.1	21-Jun-21	29-Jun-21	**7.4 pH Units**	
Residual Chlorine	SM 4500Cl-G	AF12235	0.05	22-Jun-21	22-Jun-21	**0.13 mg/l**	

Notes and Definitions

RL Reporting Limit - The lowest amount of a constituent that can be reliably quantified and reported.

Respectfully Submitted,

Steve Jefferson 6/29/2021
Laboratory Director

Pat-Chem Laboratories
1824 1st Street
San Fernando, CA 91340

CHAIN OF CUSTODY RECORD

Phone (818) 639-5300
Fax (818) 639-5306

Environmental Sample

Sample I.D.#: 21F0524

Customer:	IPC - Integrated Performance Consultants, Inc.	Project :	(MCC) Daily EFF
Address:	9297 Research Drive	Sampled by:	Mario Aguirre
	Irvine CA 92618	Report Attention:	Ric Vardel / Golan Kfir
		P.O. #:	
		Phone #:	949-382-9067

Sample Description	Date Sampled	Time Sampled	# of bottles	Required Tests	Sample Type	Matrix	Bottle Type	Preserve	Field Data (pH / Temperature) pH: (Field) Lab
EFF	6/21/21	11:12	1	pH, T.Res.Chlorine	Grab	AQ	500ml Plastic	4°C	7.43/23.0°C
"	"	"	1	Total Coliform, Fecal Coliform	Grab	AQ	Coli Bottle	4°C, ST	

RECEIVED
JUN 21 2021
By

Geotracker EDD:
Logcode: IPCI
Global ID: WDR100000359

	Signature	Print Name (Company)	Date	Time
Relinquished by		Mario Aguirre (IPC)	6/21/21	11:20
Received by		Armando Ojeda (IPC)	6/21/21	13:20
Relinquished by		Armando Ojeda (IPC)	6/21/21	14:50
Received by				
Relinquished by				
Received at lab by		JUN 21 2021		1450

Sample Received Checklist

Temperature upon receipt: 4°C

# of bottles agrees with COC?	(Yes) No
Samples intact?	(Yes) No
Samples properly preserved?	(Yes) No
Samples in holding time?	(Yes) No

Compliance Monitor

Initial Flow _____

Final Flow _____

Sample Type	Matrix	Bottle Type
(Grab)	(AQ) - Water	P - Plastic
Comp	SO - Soil / Sludge	G - Amber Glass
	OT - Other	VOA - 40 ml Vial
		(Coli) - bacteria

Preservations

- HC - HCl
- HS - H_2SO_4
- HN - HNO_3
- HP - H_3PO_4
- OH - NaOH
- (ST) - Sodium Thiosulfate
- AA - Ascorbic Acid
- Al - $AlCl_3$
- Cu - $CuSO_4$

Note: Samples are discarded 30 days after results are reported, unless other arrangements are made.

Rev 2 Effective 5/1/17

PAT-CHEM LABORATORIES
QUALITY ANALYTICAL SERVICES SINCE 1987
1824 1st Street
San Fernando, CA 91340
(818) 639-5300 ph
(818) 639-5306 fx
pat-chem.com

Customer: **Integrated Performance Consultants, Inc.**
9297 Research Drive
Irvine CA, 92618

Attention: Ric Vardel
Report Date: 29-Jun-21 17:36
Subject: (MCC) Daily EFF

Project/P.O.#: (MCC) Daily EFF

Parameter	Method	QC Batch	RL	Prepared	Analyzed	Result	Notes
EFF (Sample I.D.# : 21F0560-01) Collected: 22-Jun-21 By GK of IPC							
Microbiological							
Fecal Coliforms	SM 9221E	AF12238	1.8	22-Jun-21	26-Jun-21	**<1.8 MPN/100 ml**	
Total Coliforms	SM 9221B	AF12238	1.8	22-Jun-21	26-Jun-21	**<1.8 MPN/100 ml**	
Inorganic Constituents							
pH	SM 4500H-B	AF12931	0.1	22-Jun-21	22-Jun-21	**7.3 pH Units**	
Residual Chlorine	SM 4500Cl-G	AF12416	0.05	23-Jun-21	23-Jun-21	**0.12 mg/l**	

Notes and Definitions

RL Reporting Limit - The lowest amount of a constituent that can be reliably quantified and reported.

Respectfully Submitted,

Steve Jefferson 6/29/2021
Laboratory Director

Pat-Chem Laboratories
1824 1st Street
San Fernando, CA 91340

CHAIN OF CUSTODY RECORD

Phone (818) 639-5300
Fax (818) 639-5306

Environmental Sample

Sample I.D.#: 21F0560

Customer: IPC - Integrated Performance Consultants, Inc.		Project: (MCC) Daily EFF	
Address: 9297 Research Drive	Sampled by: Golan Kfir		P.O. #:
Irvine CA 92618	Report Attention: Ric Vardel / Golan Kfir		Phone #: 949-382-9067

Sample Description	Date Sampled	Time Sampled	# of bottles	Required Tests	Sample Type	Matrix	Bottle Type	Preserve	Field Data (pH / Temperature) pH: Field Lab
EFF	6/22/21	11:35	1	pH, T.Res.Chlorine	Grab	AQ	500ml Plastic	4°C	7.3/23 2°C
	"	"	1	Total Coliform, Fecal Coliform	Grab	AQ	Coli Bottle	4°C, ST	

RECEIVED
JUN 22 2021
By [signature]

Geotracker EDD:
Logcode: IPCI
Global ID: WDR100000359

Signature	Print Name (Company)	Date	Time
Relinquished by GK	Golan IPC	6/22/21	13:20
Received by [signature]	Cindy Martinez	6222	13:20
Relinquished by [signature]	Cindy M	6222	14:30
Received by			
Relinquished by			
Received in lab by [signature]		JUN 22 2021	1430

Sample Received Checklist

Temperature upon receipt: 4°C
# of bottles agrees with COC? Yes No
Samples intact? Yes No
Samples properly preserved? Yes No
Samples in holding time? Yes No

Compliance Monitor

Initial Flow _____
Final Flow _____

Sample Type
Grab
Comp

Matrix
AQ - Water
SO - Soil / Sludge
OT - Other

Bottle Type
P - Plastic
G - Amber Glass
VOA - 40 ml Vial
Coli - bacteria

Preservations
HC - HCl
HS - H_2SO_4
HN - HNO_3
HP - H_3PO_4
OH - NaOH
ST - Sodium Thiosulfate
AA - Ascorbic Acid
Al - $AlCl_3$
Cu - $CuSO_4$

Note: Samples are discarded 30 days after results are reported, unless other arrangements are made.

Rev 2 Effective 5/1/17

PAT-CHEM LABORATORIES
QUALITY ANALYTICAL SERVICES SINCE 1987
1824 1st Street
San Fernando, CA 91340
(818) 639-5300 ph
(818) 639-5306 fx
pat-chem.com

Customer: **Integrated Performance Consultants, Inc.**
9297 Research Drive
Irvine CA, 92618

Attention: Ric Vardel
Report Date: 29-Jun-21 18:01
Subject: (MCC) Weekly INF

Project/P.O.#: (MCC) Weekly INF

Parameter	Method	QC Batch	RL	Prepared	Analyzed	Result	Notes
INF (Sample I.D.# : 21F0587-01) Collected: 22-Jun-21 By Carlos A. of IPC							
Physical Properties							
Total Suspended Solids	SM2540D	AF12326	1	23-Jun-21	24-Jun-21	**304 mg/l**	
Aggregate Organic Constituents							
Biochemical Oxygen Demand	SM 5210B	AF12418	2	24-Jun-21	29-Jun-21	**614 mg/l**	

Notes and Definitions

RL Reporting Limit - The lowest amount of a constituent that can be reliably quantified and reported.

Respectfully Submitted,



Steve Jefferson 6/29/2021
Laboratory Director

Pat-Chem Laboratories
1824 1st Street
San Fernando, CA 91340

CHAIN OF CUSTODY RECORD

Phone (818) 639-5300
Fax (818) 639-5306

Environmental Sample

Sample I.D.#: 21F0587

Customer:	IPC - Integrated Performance Consultants, Inc.	Project:	(MCC) Weekly INF
Address:	9297 Research Drive	Sampled by:	CV
	Irvine CA - 92618	Report Attention:	Ric Vardel / Golan Kfir
		P.O. #:	
		Phone #:	949-382-9067

Sample Description	Date Sampled	Time Sampled	# of bottles	Required Tests	Sample Type	Matrix	Bottle Type	Preserve	Field Data (pH / Temperature) pH: Field Lab
INF	06/22/21	0000	1	TSS	Comp	AQ	1-Liter Plastic	4°C	
			1	BOD	Comp	AQ	1-Liter Plastic	4°C	7 1/2 5°C

RECEIVED
JUN 23 2021
By

Geotracker EDD:
Logcode: IPCI
Global ID: WDR100000359

	Signature	Print Name (Company)	Date	Time
Relinquished by	CV	Carlos Alvarez (IPC)	06/23/21	12:10
Received by		Cindy Martinez (PCL)	6/23/21	12:10
Relinquished by		Cindy Martinez	6/23/21	13:30
Received by				
Relinquished by				
Received in lab by		JUN 23 2021		13:30

Sample Received Checklist

Temperature upon receipt: 4 °C

# of bottles agrees with COC?	Yes	No
Samples intact?	Yes	No
Samples properly preserved?	Yes	No
Samples in holding time?	Yes	No

Compliance Monitor

Initial Flow _____

Final Flow _____

Sample Type	Preservations
Grab	HC - HCl
Comp	HS - H_2SO_4
Matrix	HN - HNO_3
AQ - Water	HP - H_3PO_4
SO - Soil / Sludge	OH - NaOH
OT - Other	ST - Sodium Thiosulfate
Bottle Type	AA - Ascorbic Acid
P - Plastic	Al - $AlCl_3$
G - Amber Glass	Cu - $CuSO_4$
VOA - 40 ml Vial	
Coli - bacteria	

Note: Samples are discarded 30 days after results are reported, unless other arrangements are made.

Rev 2 Effective 5/1/17

PAT-CHEM LABORATORIES
QUALITY ANALYTICAL SERVICES SINCE 1987
1824 1st Street
San Fernando, CA 91340
(818) 639-5300 ph
(818) 639-5306 fx
pat-chem.com

Customer: **Integrated Performance Consultants, Inc.**
9297 Research Drive
Irvine CA, 92618

Attention: Ric Vardel
Report Date: 29-Jun-21 17:39
Subject: (MCC) Daily EFF

Project/P.O.#: (MCC) Daily EFF

Parameter	Method	QC Batch	RL	Prepared	Analyzed	Result	Notes
EFF (Sample I.D.# : 21F0589-01) Collected: 23-Jun-21 By CA of IPC							
Microbiological							
Fecal Coliforms	SM 9221E	AF12324	1.8	23-Jun-21	26-Jun-21	**<1.8 MPN/100 ml**	
Total Coliforms	SM 9221B	AF12324	1.8	23-Jun-21	26-Jun-21	**<1.8 MPN/100 ml**	
Inorganic Constituents							
pH	SM 4500H-B	AF12931	0.1	23-Jun-21	23-Jun-21	**7.6 pH Units**	
Residual Chlorine	SM 4500Cl-G	AF12416	0.05	24-Jun-21	24-Jun-21	**0.13 mg/l**	

Notes and Definitions

RL Reporting Limit - The lowest amount of a constituent that can be reliably quantified and reported.

Respectfully Submitted,

Steve Jefferson 6/29/2021
Laboratory Director

Pat-Chem Laboratories
1824 1st Street
San Fernando, CA 91340

CHAIN OF CUSTODY RECORD

Phone (818) 639-5300
Fax (818) 639-5306

Environmental Sample

Sample I.D.#: 21F0589

Customer: IPC - Integrated Performance Consultants, Inc.		**Project:** (MCC) Daily EFF	
Address: 9297 Research Drive		**Sampled by:**	**P.O. #:**
Irvine CA 92618		**Report Attention:** Ric Vardel / Golan Kfir	**Phone #:** 949-382-9067

Sample Description	Date Sampled	Time Sampled	# of bottles	Required Tests	Sample Type	Matrix	Bottle Type	Preserve	Field Data (pH / Temperature) pH: Field Lab
EFF	06/23/21	1155	1	pH, T.Res.Chlorine	Grab	AQ	500ml Plastic	4°C	7.6/23.6
"	"	"	1	Total Coliform, Fecal Coliform	Grab	AQ	Coli Bottle	4°C, ST	

RECEIVED
JUN 23 2021
By

Geotracker EDD:
Logcode: IPCI
Global ID: WDR100000359

	Signature	Print Name (Company)	Date	Time
Relinquished by		Carlos Alvarez (GAC)	06/23/21	12:10
Received by		Cindy (PCL)	6-23-21	12:10
Relinquished by		Cindy MAMM	6-23-21	1338
Received by				
Relinquished by				
Received in lab by		JUN 23 2021		13:30

Sample Received Checklist

Temperature upon receipt: 4 °C

# of bottles agrees with COC?	Yes	No
Samples intact?	Yes	No
Samples properly preserved?	Yes	No
Samples in holding time?	Yes	No

Compliance Monitor

Initial Flow _____

Final Flow _____

Sample Type
Grab
Comp

Matrix
AQ - Water
SO -Soil / Sludge
OT - Other

Bottle Type
P - Plastic
G - Amber Glass
VOA - 40 ml Vial
Coli - bacteria

Preservations
HC - HCl
HS - H_2SO_4
HN - HNO_3
HP - H_3PO_4
OH - NaOH
ST - Sodium Thiosulfate
AA - Ascorbic Acid
Al - $AlCl_3$
Cu - $CuSO_4$

Note: Samples are discarded 30 days after results are reported, unless other arrangements are made.

PAT-CHEM
LABORATORIES

QUALITY ANALYTICAL SERVICES SINCE 1987

1824 1st Street
San Fernando, CA 91340
(818) 639-5300 ph
(818) 639-5306 fx
pat-chem.com

Customer: **Integrated Performance Consultants, Inc.**
9297 Research Drive
Irvine CA, 92618

Attention: Ric Vardel
Report Date: 29-Jun-21 17:56
Subject: (MCC) Weekly EFF

Project/P.O.#: (MCC) Weekly EFF

Parameter	Method	QC Batch	RL	Prepared	Analyzed	Result	Notes
EFF (Sample I.D.# : 21F0583-01) Collected: 23-Jun-21 By Carlos A. of IPC							
Physical Properties							
Total Suspended Solids	SM2540D	AF12326	1	23-Jun-21	24-Jun-21	**<1 mg/l**	
Inorganic Constituents							
Ammonia as N	EPA 350.1	AF12510	0.10	25-Jun-21	25-Jun-21	**<0.10 mg/l**	
Nitrate as N	EPA 353.2	AF12431	0.05	24-Jun-21	24-Jun-21	**0.86 mg/l**	
Nitrite as N	EPA 353.2	AF12431	0.05	24-Jun-21	24-Jun-21	**<0.05 mg/l**	
Total Kjeldahl Nitrogen	EPA 351.2	AF12825	0.10	28-Jun-21	29-Jun-21	**0.37 mg/l**	
EFF (Sample I.D.# : 21F0583-02) Collected: 22-Jun-21 By Carlos A. of IPC							
Aggregate Organic Constituents							
Biochemical Oxygen Demand	SM 5210B	AF12418	2	24-Jun-21	29-Jun-21	**3 mg/l**	

Notes and Definitions

RL Reporting Limit - The lowest amount of a constituent that can be reliably quantified and reported.

Respectfully Submitted,



Steve Jefferson 6/29/2021
Laboratory Director

Pat-Chem Laboratories
1824 1st Street
San Fernando, CA 91340

CHAIN OF CUSTODY RECORD

Phone (818) 639-5300
Fax (818) 639-5306

Environmental Sample

Sample I.D.#: 21F0583

Customer:	IPC - Integrated Performance Consultants, Inc.	Project:	**(MCC)** Weekly **EFF**
Address:	9297 Research Drive	Sampled by:	
	Irvine CA 92618	Report Attention:	Ric Vardel / Golan Kfir
		P.O. #:	
		Phone #:	949-382-9067

Sample Description	Date Sampled	Time Sampled	# of bottles	Required Tests	Sample Type	Matrix	Bottle Type	Preserve	Field Data (pH / Temperature) pH: Field / Lab
EFF	06/23/21	1155	1	TSS	Grab	AQ	1-Liter-Plastic	4°C	7.7 / 25.4°C
			1	Ammonia, TKN	Grab	AQ	500ml Plastic	4°C	
			1	Nitrate, Nitrite	Grab	AQ	250ml Plastic	4°C	
	06/22/21	0000	1	BOD	Comp	AQ	1-Liter-Plastic	4°C	

RECEIVED
JUN 23 2021
By

Geotracker EDD:
Logcode: IPCI
Global ID: WDR100000359

	Signature	Print Name (Company)	Date	Time
Relinquished by		Carlos Olguin (SPC)	06/23/21	12:10
Received by		Cindy M (PCL)	6-23-21	12:10
Relinquished by		Cindy M (PCL)	6-23-21	13:30
Received by				
Relinquished by				
Received at Lab by			JUN 23 2021	13:30

Sample Received Checklist

Temperature upon receipt:	4 °C	
# of bottles agrees with COC?	Yes	No
Samples intact?	Yes	No
Samples properly preserved?	Yes	No
Samples in holding time?	Yes	No

Compliance Monitor

Initial Flow _____

Final Flow _____

Sample Type
Grab
Comp

Matrix
AQ - Water
SO - Soil / Sludge
OT - Other

Bottle Type
P - Plastic
G - Amber Glass
VOA - 40 ml Vial
Coli - bacteria

Preservations
HC - HCl
HS - H_2SO_4
HN - HNO_3
HP - H_3PO_4
OH - NaOH
ST - Sodium Thiosulfate
AA - Ascorbic Acid
AI - $AlCl_3$
Cu - $CuSO_4$

Note: Samples are discarded 30 days after results are reported, unless other arrangements are made.

PAT-CHEM LABORATORIES
QUALITY ANALYTICAL SERVICES SINCE 1987
1824 1st Street
San Fernando, CA 91340
(818) 639-5300 ph
(818) 639-5306 fx
pat-chem.com

Customer: **Integrated Performance Consultants, Inc.**
9297 Research Drive
Irvine CA, 92618

Attention: Ric Vardel
Report Date: 29-Jun-21 17:42
Subject: (MCC) Daily EFF

Project/P.O.#: (MCC) Daily EFF

Parameter	Method	QC Batch	RL	Prepared	Analyzed	Result	Notes
EFF (Sample I.D.# : 21F0614-01) Collected: 24-Jun-21 By MA of IPC							
Microbiological							
Fecal Coliforms	SM 9221E	AF12425	1.8	24-Jun-21	27-Jun-21	**<1.8 MPN/100 ml**	
Total Coliforms	SM 9221B	AF12425	1.8	24-Jun-21	27-Jun-21	**<1.8 MPN/100 ml**	
Inorganic Constituents							
pH	SM 4500H-B	AF12931	0.1	24-Jun-21	24-Jun-21	**7.5 pH Units**	
Residual Chlorine	SM 4500Cl-G	AF12509	0.05	25-Jun-21	25-Jun-21	**0.12 mg/l**	

Notes and Definitions

RL Reporting Limit - The lowest amount of a constituent that can be reliably quantified and reported.

Respectfully Submitted,

Steve Jefferson 6/29/2021
Laboratory Director

Pat-Chem Laboratories
1824 1st Street
San Fernando, CA 91340

CHAIN OF CUSTODY RECORD

Phone (818) 639-5300
Fax (818) 639-5306

Environmental Sample

Sample I.D.#: 21F0614

Customer:	IPC - Integrated Performance Consultants, Inc.	Project: (MCC) Daily EFF	
Address:	9297 Research Drive	Sampled by: Mario Aguirre	P.O. #:
	Irvine CA 92618	Report Attention: Ric Vardel / Golan Kfir	Phone #: 949-382-9067

Sample Description	Date Sampled	Time Sampled	# of bottles	Required Tests	Sample Type	Matrix	Bottle Type	Preserve	Field Data (pH / Temperature) pH: Field Lab
EFF	6/24/21	11:10	1	pH, T.Res.Chlorine	Grab	AQ	500ml Plastic	4°C	7.75/25-8 C
"	"	"	1	Total Coliform, Fecal Coliform	Grab	AQ	Coli Bottle	4°C, ST	

RECEIVED
JUN 24 2021
By

Geotracker EDD:
Logcode: IPCI
Global ID: WDR100000359

	Signature	Print Name (Company)	Date	Time
Relinquished by		Mario Aguirre (IPC)	6/24/21	11:13
Received by		Cindy MAYMUDES	6/24/21	1130
Relinquished by		Cindy M	6/24/21	2:30
Received by				
Relinquished by				
Received in lab by		JUN 24 2021		1230

Sample Received Checklist

Temperature upon receipt: 4° C

# of bottles agrees with COC?	Yes	No
Samples intact?	Yes	No
Samples properly preserved?	Yes	No
Samples in holding time?	Yes	No

Compliance Monitor

Initial Flow _____

Final Flow _____

Sample Type	Preservations
Grab	HC - HCl
Comp	HS - H_2SO_4
Matrix	HN - HNO_3
AQ - Water	HP - H_3PO_4
SO - Soil / Sludge	OH - NaOH
OT - Other	ST - Sodium Thiosulfate
Bottle Type	AA - Ascorbic Acid
P - Plastic	Al - $AlCl_3$
G - Amber Glass	Cu - $CuSO_4$
VOA - 40 ml Vial	
Coli - bacteria	

Note: Samples are discarded 30 days after results are reported, unless other arrangements are made.

Rev 2 Effective 5/1/17

PAT-CHEM LABORATORIES
QUALITY ANALYTICAL SERVICES SINCE 1987
1824 1st Street
San Fernando, CA 91340
(818) 639-5300 ph
(818) 639-5306 fx
pat-chem.com

Customer: **Integrated Performance Consultants, Inc.**
9297 Research Drive
Irvine CA, 92618

Attention: Ric Vardel
Report Date: 29-Jun-21 17:44
Subject: (MCC) Daily EFF

Project/P.O.#: (MCC) Daily EFF

Parameter	Method	QC Batch	RL	Prepared	Analyzed	Result	Notes
EFF (Sample I.D.# : 21F0661-01) Collected: 25-Jun-21 By MA of IPC							
Microbiological							
Fecal Coliforms	SM 9221E	AF12516	1.8	25-Jun-21	28-Jun-21	**<1.8 MPN/100 ml**	
Total Coliforms	SM 9221B	AF12516	1.8	25-Jun-21	28-Jun-21	**<1.8 MPN/100 ml**	
Inorganic Constituents							
pH	SM 4500H-B	AF12931	0.1	25-Jun-21	25-Jun-21	**7.7 pH Units**	
Residual Chlorine	SM 4500Cl-G	AF12509	0.05	25-Jun-21	25-Jun-21	**0.16 mg/l**	

Notes and Definitions

RL Reporting Limit - The lowest amount of a constituent that can be reliably quantified and reported.

Respectfully Submitted,

Steve Jefferson 6/29/2021
Laboratory Director

Pat-Chem Laboratories
1824 1st Street
San Fernando, CA 91340

CHAIN OF CUSTODY RECORD

Phone (818) 639-5300
Fax (818) 639-5306

Environmental Sample

Sample I.D.#: 21F0661

Customer:	IPC - Integrated Performance Consultants, Inc.	Project: (MCC) Daily EFF	
Address:	9297 Research Drive	Sampled by: Mario Aguirre	P.O. #:
	Irvine CA 92618	Report Attention: Ric Vardel / Golan Kfir	Phone #: 949-382-9067

Sample Description	Date Sampled	Time Sampled	# of bottles	Required Tests	Sample Type	Matrix	Bottle Type	Preserve	Field Data (pH / Temperature) pH: Field Lab
EFF	6/25/21	11:02	1	pH, T.Res.Chlorine	Grab	AQ	500ml Plastic	4°C	7.7 | 7.9
"	"	"	1	Total Coliform, Fecal Coliform	Grab	AQ	Coli Bottle	4°C, ST	

RECEIVED
JUN 25 2021
By

Geotracker EDD:
Logcode: IPCI
Global ID: WDR100000359

	Signature	Print Name (Company)	Date	Time
Relinquished by		Mario Aguirre (IPC)	6/25/21	11:04
Received by		Cindy M	6/25/21	12:55
Relinquished by		Cindy M	6/25/21	1435
Received by				
Relinquished by				
Received in lab by			JUN 25 2021	1435

Sample Received Checklist

Temperature upon receipt: 4 °C

# of bottles agrees with COC?	Yes	No
Samples intact?	Yes	No
Samples properly preserved?	Yes	No
Samples in holding time?	Yes	No

Compliance Monitor

Initial Flow _____

Final Flow _____

Sample Type	Matrix	Bottle Type
Grab	AQ - Water	P - Plastic
Comp	SO - Soil / Sludge	G - Amber Glass
	OT - Other	VOA - 40 ml Vial
		Coli - bacteria

Preservations

HC - HCl
HS - H_2SO_4
HN - HNO_3
HP - H_3PO_4
OH - NaOH
ST - Sodium Thiosulfate
AA - Ascorbic Acid
Al - $AlCl_3$
Cu - $CuSO_4$

Note: Samples are discarded 30 days after results are reported, unless other arrangements are made.

PAT-CHEM LABORATORIES
QUALITY ANALYTICAL SERVICES SINCE 1987
1824 1st Street
San Fernando, CA 91340
(818) 639-5300 ph
(818) 639-5306 fx
pat-chem.com

Customer: **Integrated Performance Consultants, Inc.**
9297 Research Drive
Irvine CA, 92618

Attention: Ric Vardel
Report Date: 29-Jun-21 17:46
Subject: (MCC) Daily EFF

Project/P.O.#: (MCC) Daily EFF

Parameter	Method	QC Batch	RL	Prepared	Analyzed	Result	Notes
EFF (Sample I.D.# : 21F0681-01) Collected: 26-Jun-21 By MA of IPC							
Microbiological							
Fecal Coliforms	SM 9221E	AF12607	1.8	26-Jun-21	28-Jun-21	**<1.8 MPN/100 ml**	
Total Coliforms	SM 9221B	AF12607	1.8	26-Jun-21	28-Jun-21	**<1.8 MPN/100 ml**	
Inorganic Constituents							
pH	SM 4500H-B	AF12931	0.1	27-Jun-21	27-Jun-21	**7.5 pH Units**	
Residual Chlorine	SM 4500Cl-G	AF12826	0.05	28-Jun-21	28-Jun-21	**0.09 mg/l**	

Notes and Definitions

RL Reporting Limit - The lowest amount of a constituent that can be reliably quantified and reported.

Respectfully Submitted,



Steve Jefferson 6/29/2021
Laboratory Director

Pat-Chem Laboratories
1824 1st Street
San Fernando, CA 91340

CHAIN OF CUSTODY RECORD

Phone (818) 639-5300
Fax (818) 639-5306

Environmental Sample

Sample I.D.#: 21F0681

Customer: IPC - Integrated Performance Consultants, Inc.		Project: (MCC) Daily EFF	
Address: 9297 Research Drive		Sampled by: Jesus Avalos	P.O. #:
Irvine CA 92618		Report Attention: Ric Vardel / Golan Kfir	Phone #: 949-382-9067

Sample Description	Date Sampled	Time Sampled	# of bottles	Required Tests	Sample Type	Matrix	Bottle Type	Preserve	Field Data (pH / Temperature) pH: Field Lab
EFF	6/26/21	10:50	1	pH, T.Res.Chlorine	Grab	AQ	500ml Plastic	4°C	
"	"	"	1	Total Coliform, Fecal Coliform	Grab	AQ	Coli Bottle	4°C, ST	

Geotracker EDD:
Logcode: IPCI
Global ID: WDR100000359

Signature	Print Name (Company)	Date	Time
Relinquished by: Jesus Avalos	Jesus Avalos (IPC)	6/26/21	10:55
Received by:	Richard Martinez PCL	6/26/21	1220
Relinquished by:			
Received by:			
Relinquished by:			
Received in lab by:	Richard Martinez	6/26/21	1330

Note: Samples are discarded 30 days after results are reported, unless other arrangements are made.

Sample Received Checklist

Temperature upon receipt: 4°C
# of bottles agrees with COC? (Yes) No
Samples intact? (Yes) No
Samples properly preserved? (Yes) No
Samples in holding time? (Yes) No

Compliance Monitor

Initial Flow _____
Final Flow _____

Sample Type	Preservations
Grab Comp	HC - HCl HS - H_2SO_4
Matrix AQ - Water SO - Soil / Sludge OT - Other	HN - HNO_3 HP - H_3PO_4 OH - NaOH ST - Sodium Thiosulfate
Bottle Type P - Plastic G - Amber Glass VOA - 40 ml Vial Coli - bacteria	AA - Ascorbic Acid Al - $AlCl_3$ Cu - $CuSO_4$

PAT-CHEM
LABORATORIES

QUALITY ANALYTICAL SERVICES SINCE 1987

1824 1st Street
San Fernando, CA 91340
(818) 639-5300 ph
(818) 639-5306 fx
pat-chem.com

Customer: **Integrated Performance Consultants, Inc.**
9297 Research Drive
Irvine CA, 92618

Attention: Ric Vardel
Report Date: 29-Jun-21 17:49
Subject: (MCC) Daily EFF

Project/P.O.#: (MCC) Daily EFF

Parameter	Method	QC Batch	RL	Prepared	Analyzed	Result	Notes
EFF (Sample I.D.# : 21F0686-01) Collected: 27-Jun-21 By jv of PCL							
Microbiological							
Fecal Coliforms	SM 9221E	AF12727	1.8	27-Jun-21	29-Jun-21	**<1.8 MPN/100 ml**	
Total Coliforms	SM 9221B	AF12727	1.8	27-Jun-21	29-Jun-21	**<1.8 MPN/100 ml**	
Inorganic Constituents							
pH	SM 4500H-B	AF12931	0.1	27-Jun-21	27-Jun-21	**7.2 pH Units**	
Residual Chlorine	SM 4500Cl-G	AF12826	0.05	28-Jun-21	28-Jun-21	**<0.05 mg/l**	

Notes and Definitions

RL Reporting Limit - The lowest amount of a constituent that can be reliably quantified and reported.

Respectfully Submitted,



Steve Jefferson 6/29/2021
Laboratory Director

Pat-Chem Laboratories
1824 1st Street
San Fernando, CA 91340

CHAIN OF CUSTODY RECORD

Phone (818) 639-5300
Fax (818) 639-5306

Environmental Sample

Sample I.D.#: 21F0686

Customer: IPC - Integrated Performance Consultants, Inc.		Project : (MCC) Daily EFF	
Address: 9297 Research Drive		Sampled by: ERIC MORRIS	P.O. #:
Irvine CA 92618		Report Attention: Ric Vardel / Golan Kfir	Phone #: 949-382-9067

Sample Description	Date Sampled	Time Sampled	# of bottles	Required Tests	Sample Type	Matrix	Bottle Type	Preserve	Field Data (pH / Temperature) pH: Field Lab
EFF	6/27/21	938	1	pH, T.Res.Chlorine	Grab	AQ	500ml Plastic	4°C	7.2
	"	"	1	Total Coliform, Fecal Coliform	Grab	AQ	Coli Bottle	4°C, ST	
Geotracker EDD: Logcode: IPCI Global ID: WDR100000359									

Signature	Print Name (Company)	Date	Time
Relinquished by	E. Morris	6/27/21	9:39
Received by	Juan V. (PCL)	6/27/21	9:39
Relinquished by	Juan V. (PCL)	6/27	11:47
Received by			
Relinquished by			
Received in lab by	Juan V. (PCL)	6/29/21	11:47

Note: Samples are discarded 30 days after results are reported, unless other arrangements are made.

Sample Received Checklist

Temperature upon receipt: _____

# of bottles agrees with COC? Yes No

Samples intact? Yes No

Samples properly preserved? Yes No

Samples in holding time? Yes No

Compliance Monitor

Initial Flow _____

Final Flow _____

Sample Type
Grab
Comp

Matrix
AQ - Water
SO -Soil / Sludge
OT - Other

Bottle Type
P - Plastic
G - Amber Glass
VOA - 40 ml Vial
Coli - bacteria

Preservations
HC - HCl
HS - H_2SO_4
HN - HNO_3
HP - H_3PO_4
OH - NaOH
ST - Sodium Thiosulfate
AA - Ascorbic Acid
AI - $AlCl_3$
Cu - $CuSO_4$

Rev 2 Effective 5/1/17

PAT-CHEM LABORATORIES
QUALITY ANALYTICAL SERVICES SINCE 1987
1824 1st Street
San Fernando, CA 91340
(818) 639-5300 ph
(818) 639-5306 fx
pat-chem.com

Customer: **Integrated Performance Consultants, Inc.**
9297 Research Drive
Irvine CA, 92618

Attention: Ric Vardel
Report Date: 13-Jul-21 17:56
Subject: (MCC) Daily EFF

Project/P.O.#: (MCC) Daily EFF

Parameter	Method	QC Batch	RL	Prepared	Analyzed	Result	Notes
EFF (Sample I.D.# : 21F0701-01) Collected: 28-Jun-21 By CA of IPC							
Microbiological							
Fecal Coliforms	SM 9221E	AF12837	1.8	28-Jun-21	30-Jun-21	**<1.8 MPN/100 ml**	
Total Coliforms	SM 9221B	AF12837	1.8	28-Jun-21	30-Jun-21	**<1.8 MPN/100 ml**	
Inorganic Constituents							
pH	SM 4500H-B	AF12931	0.1	28-Jun-21	28-Jun-21	**7.3 pH Units**	
Residual Chlorine	SM 4500Cl-G	AF12826	0.05	28-Jun-21	28-Jun-21	**0.05 mg/l**	
EFF (Sample I.D.# : 21F0731-01) Collected: 29-Jun-21 By MA of IPC							
Microbiological							
Fecal Coliforms	SM 9221E	AF12930	1.8	29-Jun-21	02-Jul-21	**<1.8 MPN/100 ml**	
Total Coliforms	SM 9221B	AF12930	1.8	29-Jun-21	02-Jul-21	**<1.8 MPN/100 ml**	
Inorganic Constituents							
pH	SM 4500H-B	AG10406	0.1	29-Jun-21	29-Jun-21	**7.3 pH Units**	
Residual Chlorine	SM 4500Cl-G	AG10126	0.05	30-Jun-21	30-Jun-21	**0.14 mg/l**	
EFF (Sample I.D.# : 21F0768-01) Collected: 30-Jun-21 By CA of IPC							
Microbiological							
Fecal Coliforms	SM 9221E	AF13033	1.8	30-Jun-21	04-Jul-21	**<1.8 MPN/100 ml**	
Total Coliforms	SM 9221B	AF13033	1.8	30-Jun-21	04-Jul-21	**<1.8 MPN/100 ml**	
Inorganic Constituents							
pH	SM 4500H-B	AG10406	0.1	30-Jun-21	30-Jun-21	**7.1 pH Units**	
Residual Chlorine	SM 4500Cl-G	AG10126	0.05	01-Jul-21	01-Jul-21	**0.11 mg/l**	
EFF (Sample I.D.# : 21G0015-01) Collected: 01-Jul-21 By GK of IPC							
Microbiological							
Fecal Coliforms	SM 9221E	AG10131	1.8	01-Jul-21	04-Jul-21	**<1.8 MPN/100 ml**	
Total Coliforms	SM 9221B	AG10131	1.8	01-Jul-21	04-Jul-21	**<1.8 MPN/100 ml**	
Inorganic Constituents							
pH	SM 4500H-B	AG10406	0.1	01-Jul-21	01-Jul-21	**7.5 pH Units**	
Residual Chlorine	SM 4500Cl-G	AG10210	0.05	02-Jul-21	02-Jul-21	**<0.05 mg/l**	

Respectfully Submitted,

Steve Jefferson 7/13/2021
Laboratory Director

PAT-CHEM LABORATORIES
QUALITY ANALYTICAL SERVICES SINCE 1987
1824 1st Street
San Fernando, CA 91340
(818) 639-5300 ph
(818) 639-5306 fx
pat-chem.com

Customer: **Integrated Performance Consultants, Inc.**
9297 Research Drive
Irvine CA, 92618

Attention: Ric Vardel
Report Date: 13-Jul-21 17:56
Subject: (MCC) Daily EFF

Project/P.O.#: (MCC) Daily EFF

Parameter	Method	QC Batch	RL	Prepared	Analyzed	Result	Notes
EFF (Sample I.D.# : 21G0043-01) Collected: 02-Jul-21 By MA of IPC							
Microbiological							
Fecal Coliforms	SM 9221E	AG10204	1.8	02-Jul-21	04-Jul-21	**<1.8 MPN/100 ml**	
Total Coliforms	SM 9221B	AG10204	1.8	02-Jul-21	04-Jul-21	**<1.8 MPN/100 ml**	
Inorganic Constituents							
pH	SM 4500H-B	AG10406	0.1	02-Jul-21	02-Jul-21	**7.5 pH Units**	
Residual Chlorine	SM 4500Cl-G	AG10210	0.05	02-Jul-21	02-Jul-21	**<0.05 mg/l**	
EFF (Sample I.D.# : 21G0064-01) Collected: 03-Jul-21 By MA of IPC							
Microbiological							
Fecal Coliforms	SM 9221E	AG10306	1.8	03-Jul-21	06-Jul-21	**<1.8 MPN/100 ml**	
Total Coliforms	SM 9221B	AG10306	1.8	03-Jul-21	06-Jul-21	**<1.8 MPN/100 ml**	
Inorganic Constituents							
pH	SM 4500H-B	AG10406	0.1	03-Jul-21	03-Jul-21	**7.5 pH Units**	
Residual Chlorine	SM 4500Cl-G	AG10405	0.05	04-Jul-21	04-Jul-21	**<0.05 mg/l**	

Notes and Definitions

RL Reporting Limit - The lowest amount of a constituent that can be reliably quantified and reported.

Respectfully Submitted,

Steve Jefferson 7/13/2021
Laboratory Director

Pat-Chem Laboratories
1824 1st Street
San Fernando, CA 91340

CHAIN OF CUSTODY RECORD

Phone (818) 639-5300
Fax (818) 639-5306

Environmental Sample

Sample I.D.#: 21F0701

Customer: IPC - Integrated Performance Consultants, Inc.		Project: (MCC) Daily EFF	
Address: 9297 Research Drive		Sampled by:	P.O. #:
Irvine CA 92618		Report Attention: Ric Vardel / Golan Kfir	Phone #: 949-382-9067

Sample Description	Date Sampled	Time Sampled	# of bottles	Required Tests	Sample Type	Matrix	Bottle Type	Preserve	Field Data (pH / Temperature) pH: Field Lab
EFF	06/28/21	1100	1	pH, T.Res.Chlorine	Grab	AQ	500ml Plastic	4°C	7.3
	1	1	1	Total Coliform, Fecal Coliform	Grab	AQ	Coli Bottle	4°C, ST	

RECEIVED
JUN 28 2021
By

Geotracker EDD:
Logcode: IPCI
Global ID: WDR100000359

	Signature	Print Name (Company)	Date	Time
Relinquished by		Carlos Alvarez (IPC)	06/28/21	1115
Received by		Juan V. (PCL)	6/28	13:44
Relinquished by		Juan V. (PCL)	6/28	14:48
Received by				
Relinquished by				
Received in lab by		JUN 28 2021		1448

Sample Received Checklist

Temperature upon receipt: 4°C

# of bottles agrees with COC?	Yes	No
Samples intact?	Yes	No
Samples properly preserved?	Yes	No
Samples in holding time?	Yes	No

Compliance Monitor

Initial Flow _____

Final Flow _____

Sample Type
Grab
Comp

Matrix
AQ - Water
SO -Soil / Sludge
OT - Other

Bottle Type
P - Plastic
G - Amber Glass
VOA - 40 ml Vial
Coli - bacteria

Preservations
HC - HCl
HS - H_2SO_4
HN - HNO_3
HP - H_3PO_4
OH - NaOH
ST - Sodium Thiosulfate
AA - Ascorbic Acid
AI - $AlCl_3$
Cu -$CuSO_4$

Note: Samples are discarded 30 days after results are reported, unless other arrangements are made.

Pat-Chem Laboratories
1824 1st Street
San Fernando, CA 91340

CHAIN OF CUSTODY RECORD

Phone (818) 639-5300
Fax (818) 639-5306

Environmental Sample

Sample I.D.#: 21F0731

Customer: IPC - Integrated Performance Consultants, Inc.		Project : (MCC) Daily EFF	
Address: 9297 Research Drive		Sampled by: Mario Aguirre	P.O. #:
Irvine CA 92618		Report Attention: Ric Vardel / Golan Kfir	Phone #: 949-382-9067

Sample Description	Date Sampled	Time Sampled	# of bottles	Required Tests	Sample Type	Matrix	Bottle Type	Preserve	Field Data (pH / Temperature) pH: Field / Lab
EFF	6/29/21	11:12	1	pH, T.Res.Chlorine	Grab	AQ	500ml Plastic	4°C	7.3
"	"	"	1	Total Coliform, Fecal Coliform	Grab	AQ	Coli Bottle	4°C, ST	

RECEIVED
JUN 29 2021
By

Geotracker EDD:
Logcode: IPCI
Global ID: WDR100000359

Signature	Print Name (Company)	Date	Time
Relinquished by	Mario Aguirre (IPC)	6/29/21	11:18
Received by	Juan V. (PCL)	6/29	12:24
Relinquished by	Juan V. (PCL)	6/29	13:45
Received by			
Relinquished by			
Received in lab by	JUNE MAY 29 2021		13:45

Sample Received Checklist

Temperature upon receipt: 4°C

# of bottles agrees with COC?	Yes No
Samples intact?	Yes No
Samples properly preserved?	Yes No
Samples in holding time?	Yes No

Compliance Monitor

Initial Flow _____

Final Flow _____

Sample Type	Matrix	Bottle Type
Grab	AQ - Water	P - Plastic
Comp	SO - Soil / Sludge	G - Amber Glass
	OT - Other	VOA - 40 ml Vial
		Coli - bacteria

Preservations

HC - HCl	
HS - H_2SO_4	
HN - HNO_3	
HP - H_3PO_4	
OH - NaOH	
ST - Sodium Thiosulfate	
AA - Ascorbic Acid	
AI - $AlCl_3$	
Cu - $CuSO_4$	

Note: Samples are discarded 30 days after results are reported, unless other arrangements are made.

Pat-Chem Laboratories
1824 1st Street
San Fernando, CA 91340

CHAIN OF CUSTODY RECORD

Phone (818) 639-5300
Fax (818) 639-5306

Environmental Sample

Sample I.D.#: 21F0768

Customer:	IPC - Integrated Performance Consultants, Inc.	Project:	(MCC) Daily EFF
Address:	9297 Research Drive	Sampled by:	Kyle Vardel
	Irvine CA 92618	Report Attention:	Ric Vardel / Golan Kfir
		P.O. #:	
		Phone #:	949-382-9067

Sample Description	Date Sampled	Time Sampled	# of bottles	Required Tests	Sample Type	Matrix	Bottle Type	Preserve	Field Data (pH / Temperature) pH: Field Lab
EFF	06/30/21	1152	1	pH, T.Res.Chlorine	Grab	AQ	500ml Plastic	4°C	7.1
	1	1	1	Total Coliform, Fecal Coliform	Grab	AQ	Coli Bottle	4°C, ST	

RECEIVED
JUN 30 2021
By

Geotracker EDD:
Logcode: IPCI
Global ID: WDR100000359

	Signature	Print Name (Company)	Date	Time
Relinquished by		Carlos Olvera (IPC)	06/30/21	12
Received by		Juan V. (PCL)	6/30	12:18
Relinquished by		Juan V. (PCL)	6/30	14:05
Received by				
Relinquished by				
Received in lab by		JUN 30 2021		1405

Sample Received Checklist

Temperature upon receipt: 4°C

# of bottles agrees with COC?	Yes	No
Samples intact?	Yes	No
Samples properly preserved?	Yes	No
Samples in holding time?	Yes	No

Compliance Monitor

Initial Flow _____

Final Flow _____

Sample Type	Matrix	Bottle Type
Grab	AQ - Water	P - Plastic
Comp	SO - Soil / Sludge	G - Amber Glass
	OT - Other	VOA - 40 ml Vial
		Coli - bacteria

Preservations
HC - HCl
HS - H_2SO_4
HN - HNO_3
HP - H_3PO_4
OH - NaOH
ST - Sodium Thiosulfate
AA - Ascorbic Acid
AI - $AlCl_3$
Cu - $CuSO_4$

Note: Samples are discarded 30 days after results are reported, unless other arrangements are made.

Rev 2 Effective 5/1/17

PAT-CHEM
LABORATORIES

QUALITY ANALYTICAL SERVICES SINCE 1987

1824 1st Street
San Fernando, CA 91340
(818) 639-5300 ph
(818) 639-5306 fx
pat-chem.com

Customer: **Integrated Performance Consultants, Inc.**
9297 Research Drive
Irvine CA, 92618

Attention: Ric Vardel
Report Date: 13-Jul-21 18:05
Subject: (MCC) Weekly INF

Project/P.O.#: (MCC) Weekly INF

Parameter	Method	QC Batch	RL	Prepared	Analyzed	Result	Notes
INF (Sample I.D.# : 21F0771-01) Collected: 29-Jun-21 By Carlos A. of IPC							
Physical Properties							
Total Suspended Solids	SM2540D	AF13034	1	30-Jun-21	01-Jul-21	**262 mg/l**	
Aggregate Organic Constituents							
Biochemical Oxygen Demand	SM 5210B	AG10130	2	01-Jul-21	06-Jul-21	**539 mg/l**	

Notes and Definitions

RL Reporting Limit - The lowest amount of a constituent that can be reliably quantified and reported.

Respectfully Submitted,



Steve Jefferson 7/13/2021
Laboratory Director

Pat-Chem Laboratories
1824 1st Street
San Fernando, CA 91340

CHAIN OF CUSTODY RECORD

Phone (818) 639-5300
Fax (818) 639-5306

Environmental Sample

Sample I.D.#: 21F0771

Customer:	IPC - Integrated Performance Consultants, Inc.	Project:	(MCC) Weekly INF
Address:	9297 Research Drive	Sampled by:	
	Irvine CA 92618	Report Attention:	Ric Vardel / Golan Kfir
		P.O. #:	
		Phone #:	949-382-9067

Sample Description	Date Sampled	Time Sampled	# of bottles	Required Tests	Sample Type	Matrix	Bottle Type	Preserve	Field Data (pH / Temperature) pH: Field Lab
INF	06/29/21	0000	1	TSS	Comp	AQ	1-Liter Plastic	4°C	
			1	BOD	Comp	AQ	1-Liter Plastic	4°C	

RECEIVED
JUN 30 2021
By

~~Geotracker EDD:~~
Logcode: IPCI
Global ID: WDR100000359

	Signature	Print Name (Company)	Date	Time
Relinquished by		Carlos Alvarez (IPC)	06/30/21	12:13
Received by		Juan V. (PCL)	6/30	12:13
Relinquished by		Juan V. (PCL)	6/30	14:05
Received by				
Relinquished by				
Received in lab by		JUN 30 2021		1405

Sample Received Checklist

Temperature upon receipt: 4 °C

# of bottles agrees with COC?	Yes	No
Samples intact?	Yes	No
Samples properly preserved?	Yes	No
Samples in holding time?	Yes	No

Compliance Monitor

Initial Flow _____

Final Flow _____

Sample Type
Grab
Comp

Matrix
AQ - Water
SO -Soil / Sludge
OT - Other

Bottle Type
P - Plastic
G - Amber Glass
VOA - 40 ml Vial
Coli - bacteria

Preservations
HC - HCl
HS - H_2SO_4
HN - HNO_3
HP - H_3PO_4
OH - NaOH
ST - Sodium Thiosulfate
AA - Ascorbic Acid
AI - $AlCl_3$
Cu -$CuSO_4$

Note: Samples are discarded 30 days after results are reported, unless other arrangements are made.

PAT-CHEM LABORATORIES
QUALITY ANALYTICAL SERVICES SINCE 1987
1824 1st Street
San Fernando, CA 91340
(818) 639-5300 ph
(818) 639-5306 fx
pat-chem.com

Customer: **Integrated Performance Consultants, Inc.**
9297 Research Drive
Irvine CA, 92618

Attention: Ric Vardel
Report Date: 13-Jul-21 18:01
Subject: (MCC) Weekly EFF

Project/P.O.#: (MCC) Weekly EFF

Parameter	Method	QC Batch	RL	Prepared	Analyzed	Result	Notes
EFF (Sample I.D.# : 21F0773-01) Collected: 30-Jun-21 By Carlos A. of IPC							
Physical Properties							
Total Suspended Solids	SM2540D	AG10136	1	01-Jul-21	02-Jul-21	**<1 mg/l**	
Inorganic Constituents							
Ammonia as N	EPA 350.1	AG11231	0.10	12-Jul-21	13-Jul-21	**<0.10 mg/l**	
Nitrate as N	EPA 353.2	AG10132	0.05	01-Jul-21	01-Jul-21	**0.57 mg/l**	
Nitrite as N	EPA 353.2	AG10132	0.05	01-Jul-21	01-Jul-21	**<0.05 mg/l**	
Total Kjeldahl Nitrogen	EPA 351.2	AG10632	0.10	06-Jul-21	07-Jul-21	**0.48 mg/l**	
EFF (Sample I.D.# : 21F0773-02) Collected: 29-Jun-21 By Carlos A. of IPC							
Aggregate Organic Constituents							
Biochemical Oxygen Demand	SM 5210B	AG10130	2	01-Jul-21	06-Jul-21	**3 mg/l**	

Notes and Definitions

RL Reporting Limit - The lowest amount of a constituent that can be reliably quantified and reported.

Respectfully Submitted,



Steve Jefferson 7/13/2021
Laboratory Director

Pat-Chem Laboratories
1824 1st Street
San Fernando, CA 91340

CHAIN OF CUSTODY RECORD

Phone (818) 639-5300
Fax (818) 639-5306

Environmental Sample

Sample I.D.#: 21F0773

Customer:	IPC - Integrated Performance Consultants, Inc.	Project :	(MCC) Weekly EFF
Address:	9297 Research Drive	Sampled by:	
	Irvine CA 92618	Report Attention:	Ric Vardel / Golan Kfir
		P.O. #:	
		Phone #:	949-382-9067

Sample Description	Date Sampled	Time Sampled	# of bottles	Required Tests	Sample Type	Matrix	Bottle Type	Preserve	Field Data (pH / Temperature) pH: Field Lab
EFF	06/30/21	1150	1	TSS	Grab	AQ	1-Liter-Plastic	4°C	
			1	Ammonia, TKN	Grab	AQ	500ml Plastic	4°C	
			1	Nitrate, Nitrite	Grab	AQ	250ml Plastic	4°C	
	06/29/21	0000	1	BOD	Comp	AQ	1-Liter-Plastic	4°C	

Geotracker EDD:
Logcode: IPCI
Global ID: WDR100000359

RECEIVED
JUN 30 2021
By

	Signature	Print Name (Company)	Date	Time
Relinquished by		Carlos Alvarez (IPC)	06/30/21	12-
Received by		Juan V. (PCL)	6/30	12:14
Relinquished by		Juan V. (PCL)	6/30	14:05
Received by				
Relinquished by				
Received in lab by		JUN 30 2021		1405

Sample Received Checklist

Temperature upon receipt: 4° C

# of bottles agrees with COC?	Yes	No
Samples intact?	Yes	No
Samples properly preserved?	Yes	No
Samples in holding time?	Yes	No

Compliance Monitor

Initial Flow _____

Final Flow _____

Sample Type: (Grab) Comp

Matrix: (AQ) - Water; SO -Soil / Sludge; OT - Other

Bottle Type: (P) - Plastic; G - Amber Glass; VOA - 40 ml Vial; Coli - bacteria

Preservations: HC - HCl; HS - H_2SO_4; HN - HNO_3; HP - H_3PO_4; OH - NaOH; ST - Sodium Thiosulfate; AA - Ascorbic Acid; Al - $AlCl_3$; Cu -$CuSO_4$

Note: Samples are discarded 30 days after results are reported, unless other arrangements are made.

Rev 2 Effective 5/1/17

PAT-CHEM LABORATORIES
QUALITY ANALYTICAL SERVICES SINCE 1987
1824 1st Street
San Fernando, CA 91340
(818) 639-5300 ph
(818) 639-5306 fx
pat-chem.com

Customer: **Integrated Performance Consultants, Inc.**
9297 Research Drive
Irvine CA, 92618

Attention: Ric Vardel
Report Date: 13-Jul-21 17:56
Subject: (MCC) Daily EFF

Project/P.O.#: (MCC) Daily EFF

Parameter	Method	QC Batch	RL	Prepared	Analyzed	Result	Notes
EFF (Sample I.D.# : 21F0701-01) Collected: 28-Jun-21 By CA of IPC							
Microbiological							
Fecal Coliforms	SM 9221E	AF12837	1.8	28-Jun-21	30-Jun-21	**<1.8 MPN/100 ml**	
Total Coliforms	SM 9221B	AF12837	1.8	28-Jun-21	30-Jun-21	**<1.8 MPN/100 ml**	
Inorganic Constituents							
pH	SM 4500H-B	AF12931	0.1	28-Jun-21	28-Jun-21	**7.3 pH Units**	
Residual Chlorine	SM 4500Cl-G	AF12826	0.05	28-Jun-21	28-Jun-21	**0.05 mg/l**	
EFF (Sample I.D.# : 21F0731-01) Collected: 29-Jun-21 By MA of IPC							
Microbiological							
Fecal Coliforms	SM 9221E	AF12930	1.8	29-Jun-21	02-Jul-21	**<1.8 MPN/100 ml**	
Total Coliforms	SM 9221B	AF12930	1.8	29-Jun-21	02-Jul-21	**<1.8 MPN/100 ml**	
Inorganic Constituents							
pH	SM 4500H-B	AG10406	0.1	29-Jun-21	29-Jun-21	**7.3 pH Units**	
Residual Chlorine	SM 4500Cl-G	AG10126	0.05	30-Jun-21	30-Jun-21	**0.14 mg/l**	
EFF (Sample I.D.# : 21F0768-01) Collected: 30-Jun-21 By CA of IPC							
Microbiological							
Fecal Coliforms	SM 9221E	AF13033	1.8	30-Jun-21	04-Jul-21	**<1.8 MPN/100 ml**	
Total Coliforms	SM 9221B	AF13033	1.8	30-Jun-21	04-Jul-21	**<1.8 MPN/100 ml**	
Inorganic Constituents							
pH	SM 4500H-B	AG10406	0.1	30-Jun-21	30-Jun-21	**7.1 pH Units**	
Residual Chlorine	SM 4500Cl-G	AG10126	0.05	01-Jul-21	01-Jul-21	**0.11 mg/l**	
EFF (Sample I.D.# : 21G0015-01) Collected: 01-Jul-21 By GK of IPC							
Microbiological							
Fecal Coliforms	SM 9221E	AG10131	1.8	01-Jul-21	04-Jul-21	**<1.8 MPN/100 ml**	
Total Coliforms	SM 9221B	AG10131	1.8	01-Jul-21	04-Jul-21	**<1.8 MPN/100 ml**	
Inorganic Constituents							
pH	SM 4500H-B	AG10406	0.1	01-Jul-21	01-Jul-21	**7.5 pH Units**	
Residual Chlorine	SM 4500Cl-G	AG10210	0.05	02-Jul-21	02-Jul-21	**<0.05 mg/l**	

Respectfully Submitted,

Steve Jefferson 7/13/2021
Laboratory Director

PAT-CHEM LABORATORIES
QUALITY ANALYTICAL SERVICES SINCE 1987
1824 1st Street
San Fernando, CA 91340
(818) 639-5300 ph
(818) 639-5306 fx
pat-chem.com

Customer: **Integrated Performance Consultants, Inc.**
9297 Research Drive
Irvine CA, 92618

Attention: Ric Vardel
Report Date: 13-Jul-21 17:56
Subject: (MCC) Daily EFF

Project/P.O.#: (MCC) Daily EFF

Parameter	Method	QC Batch	RL	Prepared	Analyzed	Result	Notes
EFF (Sample I.D.# : 21G0043-01) Collected: 02-Jul-21 By MA of IPC							
Microbiological							
Fecal Coliforms	SM 9221E	AG10204	1.8	02-Jul-21	04-Jul-21	**<1.8 MPN/100 ml**	
Total Coliforms	SM 9221B	AG10204	1.8	02-Jul-21	04-Jul-21	**<1.8 MPN/100 ml**	
Inorganic Constituents							
pH	SM 4500H-B	AG10406	0.1	02-Jul-21	02-Jul-21	**7.5 pH Units**	
Residual Chlorine	SM 4500Cl-G	AG10210	0.05	02-Jul-21	02-Jul-21	**<0.05 mg/l**	
EFF (Sample I.D.# : 21G0064-01) Collected: 03-Jul-21 By MA of IPC							
Microbiological							
Fecal Coliforms	SM 9221E	AG10306	1.8	03-Jul-21	06-Jul-21	**<1.8 MPN/100 ml**	
Total Coliforms	SM 9221B	AG10306	1.8	03-Jul-21	06-Jul-21	**<1.8 MPN/100 ml**	
Inorganic Constituents							
pH	SM 4500H-B	AG10406	0.1	03-Jul-21	03-Jul-21	**7.5 pH Units**	
Residual Chlorine	SM 4500Cl-G	AG10405	0.05	04-Jul-21	04-Jul-21	**<0.05 mg/l**	

Notes and Definitions

RL Reporting Limit - The lowest amount of a constituent that can be reliably quantified and reported.

Respectfully Submitted,

Steve Jefferson 7/13/2021
Laboratory Director

Pat-Chem Laboratories
1824 1st Street
San Fernando, CA 91340

CHAIN OF CUSTODY RECORD

Phone (818) 639-5300
Fax (818) 639-5306

Environmental Sample

Sample I.D.#: 21G0015

Customer:	IPC - Integrated Performance Consultants, Inc.	Project :	(MCC) Daily EFF
Address:	9297 Research Drive	Sampled by:	Golan Kfir
	Irvine CA 92618	Report Attention:	Ric Vardel / Golan Kfir
		P.O. #:	
		Phone #:	949-382-9067

Sample Description	Date Sampled	Time Sampled	# of bottles	Required Tests	Sample Type	Matrix	Bottle Type	Preserve	Field Data (pH / Temperature) pH: Field Lab
EFF	7/1/21	11:30	1	pH, T.Res.Chlorine	Grab	AQ	500ml Plastic	4°C	7.5 / 32.1°C
	"	"	1	Total Coliform, Fecal Coliform	Grab	AQ	Coli Bottle	4°C, ST	
Geotracker EDD:									
Logcode: IPCI									
Global ID: WDR100000359									

RECEIVED
JUL 01 2021
By

Signature	Print Name (Company)	Date	Time
Relinquished by: GK	Golan IPC	7/1/21	1250
Received by:	Cindy martinez	7-1-21	1250
Relinquished by:	Cindy martinez	7-1-21	15:10
Received by:			
Relinquished by:			
Received in lab by:	JUL 01 2021		1510

Sample Received Checklist

Temperature upon receipt: 4 °C

# of bottles agrees with COC?	Yes No
Samples intact?	Yes No
Samples properly preserved?	Yes No
Samples in holding time?	Yes No

Compliance Monitor

Initial Flow _____

Final Flow _____

Sample Type	Matrix	Bottle Type
Grab	AQ - Water	P - Plastic
Comp	SO -Soil / Sludge	G - Amber Glass
	OT - Other	VOA - 40 ml Vial
		Coli - bacteria

Preservations
HC - HCl
HS - H_2SO_4
HN - HNO_3
HP - H_3PO_4
OH - NaOH
ST - Sodium Thiosulfate
AA - Ascorbic Acid
Al - $AlCl_3$
Cu - $CuSO_4$

Note: Samples are discarded 30 days after results are reported, unless other arrangements are made.

Rev 2 Effective 5/1/17

Pat-Chem Laboratories
1824 1st Street
San Fernando, CA 91340

CHAIN OF CUSTODY RECORD

Phone (818) 639-5300
Fax (818) 639-5306

Environmental Sample

Sample I.D.#: 21G0043

Customer: IPC - Integrated Performance Consultants, Inc.		Project : (MCC) Daily EFF	
Address: 9297 Research Drive		Sampled by: Mario Aguirre	P.O. #:
Irvine CA 92618		Report Attention: Ric Vardel / Golan Kfir	Phone #: 949-382-9067

Sample Description	Date Sampled	Time Sampled	# of bottles	Required Tests	Sample Type	Matrix	Bottle Type	Preserve	Field Data (pH / Temperature) pH: Field Lab
EFF	7/2/21	11:52	1	pH, T.Res.Chlorine	Grab	AQ	500ml Plastic	4°C	7.5 / 32.1 C
"	"	"	1	Total Coliform, Fecal Coliform	Grab	AQ	Coli Bottle	4°C, ST	

RECEIVED
JUL 02 2021
By

Geotracker EDD:
Logcode: IPCI
Global ID: WDR100000359

	Signature	Print Name (Company)	Date	Time
Relinquished by		Mario Aguirre (IPC)	7/2/21	11:55
Received by		Cindy Martinez (IPC)	7/2/21	12:36
Relinquished by			7/2/21	1355
Received by				
Relinquished by				
Received in lab by			JUL 02 2021	1355

Sample Received Checklist 4°C

Temperature upon receipt:		
# of bottles agrees with COC?	Yes	No
Samples intact?	Yes	No
Samples properly preserved?	Yes	No
Samples in holding time?	Yes	No

Compliance Monitor

Initial Flow _____

Final Flow _____

Sample Type
Grab
Comp

Matrix
AQ - Water
SO -Soil / Sludge
OT - Other

Bottle Type
P - Plastic
G - Amber Glass
VOA - 40 ml Vial
Coli - bacteria

Preservations
HC - HCl
HS - H_2SO_4
HN - HNO_3
HP - H_3PO_4
OH - NaOH
ST - Sodium Thiosulfate
AA - Ascorbic Acid
AI - $AlCl_3$
Cu - $CuSO_4$

Note: Samples are discarded 30 days after results are reported, unless other arrangements are made.

Pat-Chem Laboratories
1824 1st Street
San Fernando, CA 91340

CHAIN OF CUSTODY RECORD

Phone (818) 639-5300
Fax (818) 639-5306

Environmental Sample

Sample I.D.#: 2160064

Customer: IPC - Integrated Performance Consultants, Inc.		Project: (MCC) Daily EFF	
Address: 9297 Research Drive	Sampled by: Marie Aguirre	P.O. #:	
Irvine CA 92618	Report Attention: Ric Vardel / Golan Kfir	Phone #: 949-382-9067	

Sample Description	Date Sampled	Time Sampled	# of bottles	Required Tests	Sample Type	Matrix	Bottle Type	Preserve	Field Data (pH / Temperature) pH: Field Lab
EFF	7/3/21	~~7:40~~ 9:40	1	pH, T.Res.Chlorine	Grab	AQ	500ml Plastic	4°C	
〃	〃	9:40	1	Total Coliform, Fecal Coliform	Grab	AQ	Coli Bottle	4°C, ST	
Geotracker EDD:									
Logcode: IPCI									
Global ID: WDR100000359									

Signature	Print Name (Company)	Date	Time
Relinquished by	Marie Aguirre (IPC)	7/3/21	9.45
Received by	Richard Martinez PC	7/3/21	1128
Relinquished by			
Received by			
Relinquished by			
Received in lab by	Richard Martinez PC	7/3/21	1240

Sample Received Checklist

Temperature upon receipt: 4°C

# of bottles agrees with COC? (Yes) No

Samples intact? (Yes) No

Samples properly preserved? (Yes) No

Samples in holding time? (Yes) No

Compliance Monitor

Initial Flow _____

Final Flow _____

Sample Type
Grab
Comp

Matrix
AQ - Water
SO -Soil / Sludge
OT - Other

Bottle Type
P - Plastic
G - Amber Glass
VOA - 40 ml Vial
Coli - bacteria

Preservations
HC - HCl
HS - H_2SO_4
HN - HNO_3
HP - H_3PO_4
OH - NaOH
ST - Sodium Thiosulfate
AA - Ascorbic Acid
AI - $AlCl_3$
Cu -$CuSO_4$

Note: Samples are discarded 30 days after results are reported, unless other arrangements are made.

Rev 2 Effective 5/1/17

PAT-CHEM LABORATORIES
QUALITY ANALYTICAL SERVICES SINCE 1987
1824 1st Street
San Fernando, CA 91340
(818) 639-5300 ph
(818) 639-5306 fx
pat-chem.com

Customer: **Integrated Performance Consultants, Inc.**
9297 Research Drive
Irvine CA, 92618

Attention: Ric Vardel
Report Date: 16-Jul-21 15:21
Subject: (MCC) Daily EFF

Project/P.O.#: (MCC) Daily EFF

Parameter	Method	QC Batch	RL	Prepared	Analyzed	Result	Notes
EFF (Sample I.D.# : 21G0068-01) Collected: 04-Jul-21 By em of IPC							
Microbiological							
Fecal Coliforms	SM 9221E	AG10404	1.8	04-Jul-21	06-Jul-21	**<1.8 MPN/100 ml**	
Total Coliforms	SM 9221B	AG10404	1.8	04-Jul-21	06-Jul-21	**<1.8 MPN/100 ml**	
Inorganic Constituents							
pH	SM 4500H-B	AG11529	0.1	04-Jul-21	04-Jul-21	**7.1 pH Units**	
Residual Chlorine	SM 4500Cl-G	AG10914	0.05	07-Jul-21	07-Jul-21	**<0.05 mg/l**	
EFF (Sample I.D.# : 21G0073-01) Collected: 05-Jul-21 By M.A. of IPC							
Microbiological							
Fecal Coliforms	SM 9221E	AG10512	1.8	05-Jul-21	08-Jul-21	**<1.8 MPN/100 ml**	
Total Coliforms	SM 9221B	AG10512	1.8	05-Jul-21	08-Jul-21	**<1.8 MPN/100 ml**	
Inorganic Constituents							
pH	SM 4500H-B	AG11529	0.1	05-Jul-21	05-Jul-21	**7.3 pH Units**	
Residual Chlorine	SM 4500Cl-G	AG10914	0.05	07-Jul-21	07-Jul-21	**<0.05 mg/l**	
EFF (Sample I.D.# : 21G0112-01) Collected: 06-Jul-21 By MA of IPC							
Microbiological							
Fecal Coliforms	SM 9221E	AG10624	1.8	06-Jul-21	08-Jul-21	**<1.8 MPN/100 ml**	
Total Coliforms	SM 9221B	AG10624	1.8	06-Jul-21	08-Jul-21	**<1.8 MPN/100 ml**	
Inorganic Constituents							
pH	SM 4500H-B	AG11539	0.1	06-Jul-21	06-Jul-21	**7.5 pH Units**	
Residual Chlorine	SM 4500Cl-G	AG10914	0.05	07-Jul-21	07-Jul-21	**<0.05 mg/l**	
EFF (Sample I.D.# : 21G0150-01) Collected: 07-Jul-21 By CA of IPC							
Microbiological							
Fecal Coliforms	SM 9221E	AG10724	1.8	07-Jul-21	09-Jul-21	**<1.8 MPN/100 ml**	
Total Coliforms	SM 9221B	AG10724	1.8	07-Jul-21	09-Jul-21	**<1.8 MPN/100 ml**	
Inorganic Constituents							
pH	SM 4500H-B	AG11610	0.1	07-Jul-21	07-Jul-21	**7.7 pH Units**	
Residual Chlorine	SM 4500Cl-G	AG10914	0.05	08-Jul-21	08-Jul-21	**<0.05 mg/l**	

Respectfully Submitted,

Steve Jefferson 7/16/2021
Laboratory Director

PAT-CHEM LABORATORIES
QUALITY ANALYTICAL SERVICES SINCE 1987
1824 1st Street
San Fernando, CA 91340
(818) 639-5300 ph
(818) 639-5306 fx
pat-chem.com

Customer: **Integrated Performance Consultants, Inc.**
9297 Research Drive
Irvine CA, 92618

Attention: Ric Vardel
Report Date: 16-Jul-21 15:21
Subject: (MCC) Daily EFF

Project/P.O.#: (MCC) Daily EFF

Parameter	Method	QC Batch	RL	Prepared	Analyzed	Result	Notes
EFF (Sample I.D.# : 21G0181-01) Collected: 08-Jul-21 By MA of IPC							
Microbiological							
Fecal Coliforms	SM 9221E	AG10833	1.8	08-Jul-21	12-Jul-21	**<1.8 MPN/100 ml**	
Total Coliforms	SM 9221B	AG10833	1.8	08-Jul-21	12-Jul-21	**<1.8 MPN/100 ml**	
Inorganic Constituents							
pH	SM 4500H-B	AG11539	0.1	08-Jul-21	08-Jul-21	**7.8 pH Units**	
Residual Chlorine	SM 4500Cl-G	AG10914	0.05	08-Jul-21	08-Jul-21	**0.06 mg/l**	
EFF (Sample I.D.# : 21G0223-01) Collected: 09-Jul-21 By MA of IPC							
Microbiological							
Fecal Coliforms	SM 9221E	AG10907	1.8	09-Jul-21	12-Jul-21	**<1.8 MPN/100 ml**	
Total Coliforms	SM 9221B	AG10907	1.8	09-Jul-21	12-Jul-21	**<1.8 MPN/100 ml**	
Inorganic Constituents							
pH	SM 4500H-B	AG11539	0.1	09-Jul-21	09-Jul-21	**7.7 pH Units**	
Residual Chlorine	SM 4500Cl-G	AG10914	0.05	09-Jul-21	09-Jul-21	**0.07 mg/l**	
EFF (Sample I.D.# : 21G0233-01) Collected: 10-Jul-21 By MA of IPC							
Microbiological							
Fecal Coliforms	SM 9221E	AG11129	1.8	10-Jul-21	12-Jul-21	**<1.8 MPN/100 ml**	
Total Coliforms	SM 9221B	AG11129	1.8	10-Jul-21	12-Jul-21	**<1.8 MPN/100 ml**	
Inorganic Constituents							
pH	SM 4500H-B	AG11539	0.1	10-Jul-21	10-Jul-21	**7.7 pH Units**	
Residual Chlorine	SM 4500Cl-G	AG11230	0.05	12-Jul-21	13-Jul-21	**0.10 mg/l**	
EFF (Sample I.D.# : 21G0237-01) Collected: 11-Jul-21 By eM of IPC							
Microbiological							
Fecal Coliforms	SM 9221E	AG11129	1.8	11-Jul-21	13-Jul-21	**<1.8 MPN/100 ml**	
Total Coliforms	SM 9221B	AG11129	1.8	11-Jul-21	13-Jul-21	**<1.8 MPN/100 ml**	
Inorganic Constituents							
pH	SM 4500H-B	AG11535	0.1	11-Jul-21	11-Jul-21	**7.0 pH Units**	
Residual Chlorine	SM 4500Cl-G	AG11230	0.05	12-Jul-21	13-Jul-21	**0.06 mg/l**	

Respectfully Submitted,

Steve Jefferson 7/16/2021
Laboratory Director

PAT-CHEM
LABORATORIES

QUALITY ANALYTICAL SERVICES SINCE 1987

1824 1st Street
San Fernando, CA 91340
(818) 639-5300 ph
(818) 639-5306 fx
pat-chem.com

Customer: **Integrated Performance Consultants, Inc.**
9297 Research Drive
Irvine CA, 92618

Attention: Ric Vardel
Report Date: 16-Jul-21 15:21
Subject: (MCC) Daily EFF

Project/P.O.#: (MCC) Daily EFF

Notes and Definitions

RL Reporting Limit - The lowest amount of a constituent that can be reliably quantified and reported.

Respectfully Submitted,

Steve Jefferson 7/16/2021
Laboratory Director

Pat-Chem Laboratories
1824 1st Street
San Fernando, CA 91340

CHAIN OF CUSTODY RECORD

Phone (818) 639-5300
Fax (818) 639-5306

Environmental Sample

Sample I.D.#: 21G0068

Customer: IPC - Integrated Performance Consultants, Inc.		Project : (MCC) Daily EFF	
Address: 9297 Research Drive		Sampled by: ERIC MORRIS	P.O. #:
Irvine CA 92618		Report Attention: Ric Vardel / Golan Kfir	Phone #: 949-382-9067

Sample Description	Date Sampled	Time Sampled	# of bottles	Required Tests	Sample Type	Matrix	Bottle Type	Preserve	Field Data (pH / Temperature) pH: Field / Lab
EFF	7/4/21	945	1	pH, T.Res.Chlorine	Grab	AQ	500ml Plastic	4°C	7.1
	"	"	1	Total Coliform, Fecal Coliform	Grab	AQ	Coli Bottle	4°C, ST	
Geotracker EDD: Logcode: IPCI Global ID: WDR100000359									

Signature	Print Name (Company)	Date	Time
Relinquished by	E. MORRIS IPC	7/4/21	950
Received by	Juan V. (PCL)	7/4/21	10:07
Relinquished by	Juan V. (PCL)	7/4/21	10:55
Received by			
Relinquished by			
Received in lab by	Juan V. (PCL)	7/4/21	10:59

Sample Received Checklist

Temperature upon receipt: _____

# of bottles agrees with COC? Yes No

Samples intact? Yes No

Samples properly preserved? Yes No

Samples in holding time? Yes No

Compliance Monitor

Initial Flow _____

Final Flow _____

Sample Type
Grab
Comp

Matrix
AQ - Water
SO -Soil / Sludge
OT - Other

Bottle Type
P - Plastic
G - Amber Glass
VOA - 40 ml Vial
Coli - bacteria

Preservations
HC - HCl
HS - H_2SO_4
HN - HNO_3
HP - H_3PO_4
OH - NaOH
ST - Sodium Thiosulfate
AA - Ascorbic Acid
AI - $AlCl_3$
Cu - $CuSO_4$

Note: Samples are discarded 30 days after results are reported, unless other arrangements are made.

Rev 2 Effective 5/1/17

Pat-Chem Laboratories
1824 1st Street
San Fernando, CA 91340

CHAIN OF CUSTODY RECORD

Phone (818) 639-5300
Fax (818) 639-5306

Environmental Sample

Sample I.D.#: 21G0073

Customer: IPC - Integrated Performance Consultants, Inc.		Project: (MCC) Daily EFF	
Address: 9297 Research Drive		Sampled by: Mario Aguirre	P.O. #:
Irvine CA 92618		Report Attention: Ric Vardel / Golan Kfir	Phone #: 949-382-9067

Sample Description	Date Sampled	Time Sampled	# of bottles	Required Tests	Sample Type	Matrix	Bottle Type	Preserve	Field Data (pH / Temperature) pH: Field Lab
EFF	7/5/21	11:13	1	pH, T.Res.Chlorine	Grab	AQ	500ml Plastic	4°C	7.3
"	"	"	1	Total Coliform, Fecal Coliform	Grab	AQ	Coli Bottle	4°C, ST	
Geotracker EDD: Logcode: IPCI Global ID: WDR100000359									

Signature	Print Name (Company)	Date	Time
Relinquished by	Mario Aguirre (IPC)	7/5/21	11:20
Received by	Juan V. (PCL)	7/5/21	12:12
Relinquished by			
Received by			
Relinquished by			
Received in lab by	Juan V. (PCL)	7/5/21	14:22

Note: Samples are discarded 30 days after results are reported, unless other arrangements are made.

Sample Received Checklist

Temperature upon receipt: _____
# of bottles agrees with COC? Yes No
Samples intact? Yes No
Samples properly preserved? Yes No
Samples in holding time? Yes No

Compliance Monitor

Initial Flow _____
Final Flow _____

Sample Type
Grab
Comp

Matrix
AQ - Water
SO -Soil / Sludge
OT - Other

Bottle Type
P - Plastic
G - Amber Glass
VOA - 40 ml Vial
Coli - bacteria

Preservations
HC - HCl
HS - H_2SO_4
HN - HNO_3
HP - H_3PO_4
OH - NaOH
ST - Sodium Thiosulfate
AA - Ascorbic Acid
AI - $AlCl_3$
Cu - $CuSO_4$

Rev 2 Effective 5/1/17

Pat-Chem Laboratories
1824 1st Street
San Fernando, CA 91340

CHAIN OF CUSTODY RECORD

Phone (818) 639-5300
Fax (818) 639-5306

Environmental Sample

Sample I.D.#: 21G0112

Customer: IPC - Integrated Performance Consultants, Inc.		Project: (MCC) Daily EFF	
Address: 9297 Research Drive		Sampled by: Mario Aguirre	P.O. #:
Irvine CA 92618		Report Attention: Ric Vardel / Golan Kfir	Phone #: 949-382-9067

Sample Description	Date Sampled	Time Sampled	# of bottles	Required Tests	Sample Type	Matrix	Bottle Type	Preserve	Field Data (pH / Temperature) pH: Field Lab
EFF	7/6/21	11:27	1	pH, T.Res.Chlorine	Grab	AQ	500ml Plastic	4°C	
"	"	"	1	Total Coliform, Fecal Coliform	Grab	AQ	Coli Bottle	4°C, ST	

RECEIVED
JUL 06 2021
By

Geotracker EDD:
Logcode: IPCI
Global ID: WDR100000359

	Signature	Print Name (Company)	Date	Time
Relinquished by		Mario Aguirre (IPC)	7/6/21	11:31
Received by		Richard Martinez PCL	7/6/21	1320
Relinquished by		Richard Martinez	7/6/21	1700
Received by				
Relinquished by				
Received in lab by			JUL 06 2021	17:00

Sample Received Checklist

Temperature upon receipt: 4°C

# of bottles agrees with COC?	Yes	No
Samples intact?	Yes	No
Samples properly preserved?	Yes	No
Samples in holding time?	Yes	No

Compliance Monitor

Initial Flow _____

Final Flow _____

Sample Type
Grab
Comp

Matrix
AQ - Water
SO -Soil / Sludge
OT - Other

Bottle Type
P - Plastic
G - Amber Glass
VOA - 40 ml Vial
Coli - bacteria

Preservations
HC - HCl
HS - H_2SO_4
HN - HNO_3
HP - H_3PO_4
OH - NaOH
ST - Sodium Thiosulfate
AA - Ascorbic Acid
AI - $AlCl_3$
Cu - $CuSO_4$

Note: Samples are discarded 30 days after results are reported, unless other arrangements are made.

Pat-Chem Laboratories
1824 1st Street
San Fernando, CA 91340

CHAIN OF CUSTODY RECORD

Phone (818) 639-5300
Fax (818) 639-5306

Environmental Sample

Sample I.D.#: 2162150

Customer:	IPC - Integrated Performance Consultants, Inc.	Project :	(MCC) Daily EFF
Address:	9297 Research Drive	Sampled by:	P.O. #:
	Irvine CA 92618	Report Attention: Ric Vardel / Golan Kfir	Phone #: 949-382-9067

Sample Description	Date Sampled	Time Sampled	# of bottles	Required Tests	Sample Type	Matrix	Bottle Type	Preserve	Field Data (pH / Temperature) pH: Field Lab
EFF	07/07/21	1205	1	pH, T.Res.Chlorine	Grab	AQ	500ml Plastic	4°C	
"	"	"	1	Total Coliform, Fecal Coliform	Grab	AQ	Coli Bottle	4°C, ST	

RECEIVED
JUL 07 2021
By

Geotracker EDD:
Logcode: IPCI
Global ID: WDR100000359

	Signature	Print Name (Company)	Date	Time
Relinquished by		Carlos Alvarez (IPC)	07/07/21	1210
Received by		Richard Martinez PL	7/7/21	1415
Relinquished by		Richard MTZ	7/7/21	1630
Received by				
Relinquished by				
Received in lab by			JUL 07 2021	1630

Sample Received Checklist

Temperature upon receipt: 4 °C

# of bottles agrees with COC?	Yes	No
Samples intact?	Yes	No
Samples properly preserved?	Yes	No
Samples in holding time?	Yes	No

Compliance Monitor

Initial Flow _____

Final Flow _____

Sample Type	Matrix	Bottle Type
Grab	AQ - Water	P - Plastic
Comp	SO -Soil / Sludge	G - Amber Glass
	OT - Other	VOA - 40 ml Vial
		Coli - bacteria

Preservations

HC - HCl
HS - H_2SO_4
HN - HNO_3
HP - H_3PO_4
OH - NaOH
ST - Sodium Thiosulfate
AA - Ascorbic Acid
Al - $AlCl_3$
Cu - $CuSO_4$

Note: Samples are discarded 30 days after results are reported, unless other arrangements are made.

Rev 2 Effective 5/1/17

Pat-Chem Laboratories
1824 1st Street
San Fernando, CA 91340

CHAIN OF CUSTODY RECORD

Phone (818) 639-5300
Fax (818) 639-5306

Environmental Sample

Sample I.D.#: 216 0181

Customer:	IPC - Integrated Performance Consultants, Inc.	Project:	(MCC) Daily EFF
Address:	9297 Research Drive	Sampled by:	Marc Aguirre
	Irvine CA 92618	Report Attention:	Ric Vardel / Golan Kfir
		P.O. #:	
		Phone #:	949-382-9067

Sample Description	Date Sampled	Time Sampled	# of bottles	Required Tests	Sample Type	Matrix	Bottle Type	Preserve	Field Data (pH / Temperature) pH: Field Lab
EFF	7/8/21	10:32	1	pH, T.Res.Chlorine	Grab	AQ	500ml Plastic	4°C	
"	"	"	1	Total Coliform, Fecal Coliform	Grab	AQ	Coli Bottle	4°C, ST	

RECEIVED
JUL 08 2021
By Aledvalde Jr.

Geotracker EDD:
Logcode: IPCI
Global ID: WDR100000359

	Signature	Print Name (Company)	Date	Time
Relinquished by		Marc Aguirre (IPC)	7/8/21	10:38
Received by		Richard Martinez	7/8/21	1215
Relinquished by		Richard Martinez	7/8/21	1520
Received by				
Relinquished by				
Received in lab by	Aledvalde Jr.		JUL 08 2021	1520

Sample Received Checklist

Temperature upon receipt: 4° C

# of bottles agrees with COC?	(Yes)	No
Samples intact?	(Yes)	No
Samples properly preserved?	(Yes)	No
Samples in holding time?	(Yes)	No

Compliance Monitor

Initial Flow _____

Final Flow _____

Sample Type
(Grab)
Comp

Matrix
(AQ) - Water
SO -Soil / Sludge
OT - Other

Bottle Type
(P) - Plastic
G - Amber Glass
VOA - 40 ml Vial
(Coli) - bacteria

Preservations
HC - HCl
HS - H_2SO_4
HN - HNO_3
HP - H_3PO_4
OH - NaOH
(ST) - Sodium Thiosulfate
AA - Ascorbic Acid
AI - $AlCl_3$
Cu - $CuSO_4$

Note: Samples are discarded 30 days after results are reported, unless other arrangements are made.

Pat-Chem Laboratories
1824 1st Street
San Fernando, CA 91340

CHAIN OF CUSTODY RECORD

Phone (818) 639-5300
Fax (818) 639-5306

Environmental Sample

Sample I.D.#: 21G0223

Customer: IPC - Integrated Performance Consultants, Inc.		Project: (MCC) Daily EFF	
Address: 9297 Research Drive		Sampled by: Mario Aguirre	P.O. #:
Irvine CA 92618		Report Attention: Ric Vardel / Golan Kfir	Phone #: 949-382-9067

Sample Description	Date Sampled	Time Sampled	# of bottles	Required Tests	Sample Type	Matrix	Bottle Type	Preserve	Field Data (pH / Temperature) pH: Field Lab
EFF	7/9/21	11:32	1	pH, T.Res.Chlorine	Grab	AQ	500ml Plastic	4°C	
"	"	"	1	Total Coliform, Fecal Coliform	Grab	AQ	Coli Bottle	4°C, ST	

RECEIVED
JUL 09 2021
By

Geotracker EDD.
Logcode: IPCI
Global ID: WDR100000359

	Signature	Print Name (Company)	Date	Time
Relinquished by		Mario Aguirre (IPC)	7/9/21	11:30
Received by		Richard Martinez PC	7/9/21	1250
Relinquished by		Richard Martinez	7/9/21	1510
Received by				
Relinquished by				
Received in lab by			JUL 09 2021	1510

Sample Received Checklist

Temperature upon receipt: 4°C

# of bottles agrees with COC?	Yes	No
Samples intact?	Yes	No
Samples properly preserved?	Yes	No
Samples in holding time?	Yes	No

Compliance Monitor

Initial Flow _____

Final Flow _____

Sample Type
Grab
Comp

Matrix
AQ - Water
SO -Soil / Sludge
OT - Other

Bottle Type
P - Plastic
G - Amber Glass
VOA - 40 ml Vial
Coli - bacteria

Preservations
HC - HCl
HS - H_2SO_4
HN - HNO_3
HP - H_3PO_4
OH - NaOH
ST - Sodium Thiosulfate
AA - Ascorbic Acid
Al - $AlCl_3$
Cu - $CuSO_4$

Note: Samples are discarded 30 days after results are reported, unless other arrangements are made.

Pat-Chem Laboratories
1824 1st Street
San Fernando, CA 91340

CHAIN OF CUSTODY RECORD

Phone (818) 639-5300
Fax (818) 639-5306

Environmental Sample

Sample I.D.#: 210233

Customer: IPC - Integrated Performance Consultants, Inc.		Project: (MCC) Daily EFF	
Address: 9297 Research Drive		Sampled by: Jesus Avalos	P.O. #:
Irvine CA 92618		Report Attention: Ric Vardel / Golan Kfir	Phone #: 949-382-9067

Sample Description	Date Sampled	Time Sampled	# of bottles	Required Tests	Sample Type	Matrix	Bottle Type	Preserve	Field Data (pH / Temperature) pH: Field Lab
EFF	7/10/21	10:50	1	pH, T.Res.Chlorine	Grab	AQ	500ml Plastic	4°C	
〃	〃	〃	1	Total Coliform, Fecal Coliform	Grab	AQ	Coli Bottle	4°C, ST	
Geotracker EDD:									
Logcode: IPCI									
Global ID: WDR100000359									

Signature	Print Name (Company)	Date	Time
Relinquished by: Jesus Avalos	Jesus Avalos (IPC)	7/10/21	11:55
Received by:	Richard Martinez PCL	7/10/21	1130
Relinquished by:			
Received by:			
Relinquished by:			
Received in lab by:	Richard Martinez PCL	7/10/21	1235

Sample Received Checklist

Temperature upon receipt: 4°C

# of bottles agrees with COC? (Yes) No

Samples intact? (Yes) No

Samples properly preserved? (Yes) No

Samples in holding time? (Yes) No

Compliance Monitor

Initial Flow _____

Final Flow _____

Sample Type
Grab
Comp

Matrix
AQ - Water
SO - Soil / Sludge
OT - Other

Bottle Type
P - Plastic
G - Amber Glass
VOA - 40 ml Vial
Coli - bacteria

Preservations
HC - HCl
HS - H_2SO_4
HN - HNO_3
HP - H_3PO_4
OH - NaOH
ST - Sodium Thiosulfate
AA - Ascorbic Acid
AI - $AlCl_3$
Cu - $CuSO_4$

Note: Samples are discarded 30 days after results are reported, unless other arrangements are made.

Rev 2 Effective 5/1/17

Pat-Chem Laboratories
1824 1st Street
San Fernando, CA 91340

CHAIN OF CUSTODY RECORD

Phone (818) 639-5300
Fax (818) 639-5306

Environmental Sample

Sample I.D.#: 21G0237

Customer: IPC - Integrated Performance Consultants, Inc.		Project : (MCC) Daily EFF	
Address: 9297 Research Drive		Sampled by: E. MORRIS	P.O. #:
Irvine CA 92618		Report Attention: Ric Vardel / Golan Kfir	Phone #: 949-382-9067

Sample Description	Date Sampled	Time Sampled	# of bottles	Required Tests	Sample Type	Matrix	Bottle Type	Preserve	Field Data (pH / Temperature) pH: Field Lab
EFF	7/11/21	950	1	pH, T.Res.Chlorine	Grab	AQ	500ml Plastic	4°C	7.0
	"	"	1	Total Coliform, Fecal Coliform	Grab	AQ	Coli Bottle	4°C, ST	
Geotracker EDD:									
Logcode: IPCI									
Global ID: WDR100000359									

	Signature	Print Name (Company)	Date	Time
Relinquished by		E. MORRIS IPC	7/11/21	955
Received by		Juan V. (PCL)	7/11/21	955
Relinquished by				
Received by				
Relinquished by				
Received in lab by		Juan Vasquez (PCL)	7/11/21	11:32

Note: Samples are discarded 30 days after results are reported, unless other arrangements are made.

Sample Received Checklist

Temperature upon receipt: 4°C

# of bottles agrees with COC? (Yes) No

Samples intact? (Yes) No

Samples properly preserved? (Yes) No

Samples in holding time? (Yes) No

Compliance Monitor

Initial Flow _____

Final Flow _____

Sample Type
Grab
Comp

Matrix
AQ - Water
SO -Soil / Sludge
OT - Other

Bottle Type
P - Plastic
G - Amber Glass
VOA - 40 ml Vial
Coli - bacteria

Preservations
HC - HCl
HS - H_2SO_4
HN - HNO_3
HP - H_3PO_4
OH - NaOH
ST - Sodium Thiosulfate
AA - Ascorbic Acid
AI - $AlCl_3$
Cu - $CuSO_4$

PAT-CHEM LABORATORIES
QUALITY ANALYTICAL SERVICES SINCE 1987
1824 1st Street
San Fernando, CA 91340
(818) 639-5300 ph
(818) 639-5306 fx
pat-chem.com

Customer: **Integrated Performance Consultants, Inc.**
9297 Research Drive
Irvine CA, 92618

Attention: Ric Vardel
Report Date: 13-Jul-21 18:09
Subject: (MCC) Weekly INF

Project/P.O.#: (MCC) Weekly INF

Parameter	Method	QC Batch	RL	Prepared	Analyzed	Result	Notes
INF (Sample I.D.# : 21G0152-01) Collected: 06-Jul-21 By Carlos A. of IPC							
Physical Properties							
Total Suspended Solids	SM2540D	AG10837	1	08-Jul-21	09-Jul-21	**271 mg/l**	
Aggregate Organic Constituents							
Biochemical Oxygen Demand	SM 5210B	AG10826	2	08-Jul-21	13-Jul-21	**562 mg/l**	

Notes and Definitions

RL Reporting Limit - The lowest amount of a constituent that can be reliably quantified and reported.

Respectfully Submitted,



Steve Jefferson 7/13/2021
Laboratory Director

Pat-Chem Laboratories
1824 1st Street
San Fernando, CA 91340

CHAIN OF CUSTODY RECORD

Phone (818) 639-5300
Fax (818) 639-5306

Environmental Sample

Sample I.D.#: 210152

Customer:	IPC - Integrated Performance Consultants, Inc.	Project :	(MCC) Weekly INF
Address:	9297 Research Drive	Sampled by:	
	Irvine CA 92618	Report Attention:	Ric Vardel / Golan Kfir
		P.O. #:	
		Phone #:	949-382-9067

Sample Description	Date Sampled	Time Sampled	# of bottles	Required Tests	Sample Type	Matrix	Bottle Type	Preserve	Field Data (pH / Temperature) pH: Field Lab
INF	07/06/21	0300	1	TSS	Comp	AQ	1-Liter Plastic	4°C	
"	"	"	1	BOD	Comp	AQ	1-Liter Plastic	4°C	

RECEIVED
JUL 07 2021
By

Geotracker EDD:
Logcode: IPCI
Global ID: WDR100000359

	Signature	Print Name (Company)	Date	Time
Relinquished by		Carlos Olvera (IPC)	07/07/21	1210
Received by		Richard Martinez	7/7/21	1415
Relinquished by		Richard Martinez	7/2/21	1630
Received by				
Relinquished by				
Received in lab by		JUL 07 2021		1630

Sample Received Checklist 4°C

Temperature upon receipt:		
# of bottles agrees with COC?	Yes	No
Samples intact?	Yes	No
Samples properly preserved?	Yes	No
Samples in holding time?	Yes	No

Compliance Monitor

Initial Flow _____

Final Flow _____

Sample Type	Matrix	Bottle Type
Grab	AQ - Water	P - Plastic
Comp	SO -Soil / Sludge	G - Amber Glass
	OT - Other	VOA - 40 ml Vial
		Coli - bacteria

Preservations
HC - HCl
HS - H_2SO_4
HN - HNO_3
HP - H_3PO_4
OH - NaOH
ST - Sodium Thiosulfate
AA - Ascorbic Acid
AI - $AlCl_3$
Cu -$CuSO_4$

Note: Samples are discarded 30 days after results are reported, unless other arrangements are made.

Rev 2 Effective 5/1/17

PAT-CHEM LABORATORIES
QUALITY ANALYTICAL SERVICES SINCE 1987
1824 1st Street
San Fernando, CA 91340
(818) 639-5300 ph
(818) 639-5306 fx
pat-chem.com

Customer: **Integrated Performance Consultants, Inc.**
9297 Research Drive
Irvine CA, 92618

Attention: Ric Vardel
Report Date: 14-Jul-21 13:12
Subject: (MCC) Weekly EFF

Project/P.O.#: (MCC) Weekly EFF

Parameter	Method	QC Batch	RL	Prepared	Analyzed	Result	Notes
EFF (Sample I.D.# : 21G0154-01) Collected: 07-Jul-21 By Carlos A. of IPC							
Physical Properties							
Total Suspended Solids	SM2540D	AG10837	1	08-Jul-21	09-Jul-21	**<1 mg/l**	
Inorganic Constituents							
Ammonia as N	EPA 350.1	AG11231	0.10	12-Jul-21	13-Jul-21	**<0.10 mg/l**	
Nitrate as N	EPA 353.2	AG10835	0.05	08-Jul-21	08-Jul-21	**<0.05 mg/l**	
Nitrite as N	EPA 353.2	AG10835	0.05	08-Jul-21	08-Jul-21	**0.10 mg/l**	
Total Kjeldahl Nitrogen	EPA 351.2	AG11323	0.10	13-Jul-21	14-Jul-21	**0.71 mg/l**	
EFF (Sample I.D.# : 21G0154-02) Collected: 06-Jul-21 By Carlos A. of IPC							
Aggregate Organic Constituents							
Biochemical Oxygen Demand	SM 5210B	AG10826	2	08-Jul-21	13-Jul-21	**<2 mg/l**	

Notes and Definitions

RL Reporting Limit - The lowest amount of a constituent that can be reliably quantified and reported.

Respectfully Submitted,



Steve Jefferson 7/14/2021
Laboratory Director

Pat-Chem Laboratories
1824 1st Street
San Fernando, CA 91340

CHAIN OF CUSTODY RECORD

Phone (818) 639-5300
Fax (818) 639-5306

Environmental Sample

Sample I.D.#: 21G0154

Customer:	IPC - Integrated Performance Consultants, Inc.	Project:	(MCC) EFF - Weekly
Address:	9297 Research Drive	Sampled by:	
	Irvine CA 92613	Report Attention:	Ric Vardell, Golan Xfir
P.O. #:		Phone #:	949-382-3067

Sample Description	Date Sampled	Time Sampled	# of bottles	Required Tests	Sample Type	Matrix	Bottle Type	Preserve	Field Data (pH / Temperature) pH: Field Lab
EFF	07/07/21	1205	1	TSS	Grab	AQ	1-Liter-Plastic	4°C	
			1	Ammonia, TKN	Grab	AQ	500ml Plastic	4°C	
			1	Nitrate, Nitrite	Grab	AQ	250ml Plastic	4°C	
	07/06/21	0000	1	BOD	Comp	AQ	1-Liter-Plastic	4°C	

RECEIVED
JUL 07 2021
By [signature]

Geotracker EDD:
Logcode: IPCI
Global ID: WDR100000359

	Signature	Print Name (Company)	Date	Time
Relinquished by	[signature]	Carlos Alvarez (Ep)	07/07/21	1210
Received by	[signature]	Richard Martinez (Pa)	7/7/21	1415
Relinquished by	[signature]	Richard Martinez	7/7/21	1630
Received by				
Relinquished by				
Received in lab by	[signature]		JUL 07 2021	1630

Sample Received Checklist

Temperature upon receipt: 4°C
# of bottles agrees with COC? Yes No
Samples intact? Yes No
Samples properly preserved? Yes No
Samples in holding time? Yes No

Compliance Monitor

Initial Flow _____
Final Flow _____

Sample Type
Grab
Comp

Matrix
AQ - Water
SO - Soil / Sludge
OT - Other

Bottle Type
P - Plastic
G - Amber Glass
VOA - 40 ml Vial
Coli - bacteria

Preservations
HC - HCl
HS - H_2SO_4
HN - HNO_3
HP - H_3PO_4
OH - NaOH
ST - Sodium Thiosulfate
AA - Ascorbic Acid
Al - $AlCl_3$
Cu - $CuSO_4$

Note: Samples are discarded 30 days after results are reported, unless other arrangements are made.

Rev 2 Effective 5/1/17

PAT-CHEM LABORATORIES
QUALITY ANALYTICAL SERVICES SINCE 1987
1824 1st Street
San Fernando, CA 91340
(818) 639-5300 ph
(818) 639-5306 fx
pat-chem.com

Customer: **Integrated Performance Consultants, Inc.**
9297 Research Drive
Irvine CA, 92618

Attention: Ric Vardel
Report Date: 16-Jul-21 15:27
Subject: (MCC) Daily EFF

Project/P.O.#: (MCC) Daily EFF

Parameter	Method	QC Batch	RL	Prepared	Analyzed	Result	Notes
EFF (Sample I.D.# : 21G0251-01) Collected: 12-Jul-21 By MA of IPC							
Microbiological							
Fecal Coliforms	SM 9221E	AG11222	1.8	12-Jul-21	14-Jul-21	**<1.8 MPN/100 ml**	
Total Coliforms	SM 9221B	AG11222	1.8	12-Jul-21	14-Jul-21	**<1.8 MPN/100 ml**	
Inorganic Constituents							
pH	SM 4500H-B	AG11535	0.1	12-Jul-21	12-Jul-21	**7.5 pH Units**	
Residual Chlorine	SM 4500Cl-G	AG11230	0.05	12-Jul-21	13-Jul-21	**0.07 mg/l**	
EFF (Sample I.D.# : 21G0274-01) Collected: 13-Jul-21 By MA of IPC							
Microbiological							
Fecal Coliforms	SM 9221E	AG11331	1.8	13-Jul-21	15-Jul-21	**<1.8 MPN/100 ml**	
Total Coliforms	SM 9221B	AG11331	1.8	13-Jul-21	15-Jul-21	**<1.8 MPN/100 ml**	
Inorganic Constituents							
pH	SM 4500H-B	AG11535	0.1	13-Jul-21	13-Jul-21	**7.7 pH Units**	
Residual Chlorine	SM 4500Cl-G	AG11425	0.05	14-Jul-21	14-Jul-21	**0.05 mg/l**	
EFF (Sample I.D.# : 21G0319-01) Collected: 14-Jul-21 By MA of IPC							
Microbiological							
Fecal Coliforms	SM 9221E	AG11434	1.8	14-Jul-21	16-Jul-21	**<1.8 MPN/100 ml**	
Total Coliforms	SM 9221B	AG11434	1.8	14-Jul-21	16-Jul-21	**<1.8 MPN/100 ml**	
Inorganic Constituents							
pH	SM 4500H-B	AG11535	0.1	14-Jul-21	14-Jul-21	**7.7 pH Units**	
Residual Chlorine	SM 4500Cl-G	AG11545	0.05	15-Jul-21	15-Jul-21	**0.08 mg/l**	

Respectfully Submitted,



Steve Jefferson 7/16/2021
Laboratory Director

PAT-CHEM
LABORATORIES

QUALITY ANALYTICAL SERVICES SINCE 1987

1824 1st Street
San Fernando, CA 91340
(818) 639-5300 ph
(818) 639-5306 fx
pat-chem.com

Customer: **Integrated Performance Consultants, Inc.**
9297 Research Drive
Irvine CA, 92618

Attention: Ric Vardel
Report Date: 16-Jul-21 15:27
Subject: (MCC) Daily EFF

Project/P.O.#: (MCC) Daily EFF

Notes and Definitions

RL Reporting Limit - The lowest amount of a constituent that can be reliably quantified and reported.

Respectfully Submitted,

Steve Jefferson 7/16/2021
Laboratory Director

Pat-Chem Laboratories
1824 1st Street
San Fernando, CA 91340

CHAIN OF CUSTODY RECORD

Phone (818) 639-5300
Fax (818) 639-5306

Environmental Sample

Sample I.D.#: 2160251

Customer:	IPC - Integrated Performance Consultants, Inc.	**Project :**	(MCC) Daily EFF
Address:	9297 Research Drive	**Sampled by:**	Mario Aguirre
	Irvine CA 92618	**Report Attention:**	Ric Vardel / Golan Kfir
		P.O. #:	
		Phone #:	949-382-9067

Sample Description	Date Sampled	Time Sampled	# of bottles	Required Tests	Sample Type	Matrix	Bottle Type	Preserve	Field Data (pH / Temperature) pH: Field Lab
EFF	7/12/21	11:13	1	pH, T.Res.Chlorine	Grab	AQ	500ml Plastic	4°C	
"	"	"	1	Total Coliform, Fecal Coliform	Grab	AQ	Coli Bottle	4°C, ST	7.5/25.3 C
Geotracker EDD:									
Logcode: IPCI									
Global ID: WDR100000359									

RECEIVED
JUL 12 2021
By

	Signature	Print Name (Company)	Date	Time
Relinquished by		Mario Aguirre (IPC)	7/12/21	11:22
Received by		Cindy MAPES	7-12-21	11:30
Relinquished by		Cindy MAPES	7-12-21	12:30
Received by				
Relinquished by				
Received in lab by		JUL 12 2021		1230

Sample Received Checklist

Temperature upon receipt: 4.1 C

# of bottles agrees with COC?	Yes No
Samples intact?	Yes No
Samples properly preserved?	Yes No
Samples in holding time?	Yes No

Compliance Monitor

Initial Flow _____

Final Flow _____

Sample Type	Matrix	Bottle Type
Grab	AQ - Water	P - Plastic
Comp	SO - Soil / Sludge	G - Amber Glass
	OT - Other	VOA - 40 ml Vial
		Coli - bacteria

Preservations
HC - HCl
HS - H_2SO_4
HN - HNO_3
HP - H_3PO_4
OH - NaOH
ST - Sodium Thiosulfate
AA - Ascorbic Acid
AI - $AlCl_3$
Cu - $CuSO_4$

Note: Samples are discarded 30 days after results are reported, unless other arrangements are made.

Pat-Chem Laboratories
1824 1st Street
San Fernando, CA 91340

CHAIN OF CUSTODY RECORD

Phone (818) 639-5300
Fax (818) 639-5306

Environmental Sample

Sample I.D.#: 21G0274

Customer:	IPC - Integrated Performance Consultants, Inc.	Project :	(MCC) Daily EFF
Address:	9297 Research Drive Irvine CA 92618	Sampled by:	Mario Aguirre
		Report Attention:	Ric Vardel / Golan Kfir
		P.O. #:	
		Phone #:	949-382-9067

Sample Description	Date Sampled	Time Sampled	# of bottles	Required Tests	Sample Type	Matrix	Bottle Type	Preserve	Field Data (pH / Temperature) pH Field	Lab
EFF	7/13/21	11:35	1	pH, T.Res.Chlorine	Grab	AQ	500ml Plastic	4°C	7.7/25.6	C
〃	〃	〃	1	Total Coliform, Fecal Coliform	Grab	AQ	Coli Bottle	4°C, ST		

RECEIVED
JUL 13 2021
By

Geotracker EDD:
Logcode: IPCI
Global ID: WDR100000359

	Signature	Print Name (Company)	Date	Time
Relinquished by		Mario Aguirre (IPC)	7/13/21	11:39
Received by			7-13-21	11:42
Relinquished by			7-13-21	1455
Received by				
Relinquished by				
Received by		JUL 13 2021		1455

Sample Received Checklist

Temperature upon receipt: 4.6 °C

# of bottles agrees with COC?	Yes No
Samples intact?	Yes No
Samples properly preserved?	Yes No
Samples in holding time?	Yes No

Compliance Monitor

Initial Flow _____

Final Flow _____

Sample Type
Grab
Comp

Matrix
AQ - Water
SO -Soil / Sludge
OT - Other

Bottle Type
P - Plastic
G - Amber Glass
VOA - 40 ml Vial
Coli - bacteria

Preservations
HC - HCl
HS - H_2SO_4
HN - HNO_3
HP - H_3PO_4
OH - NaOH
ST - Sodium Thiosulfate
AA - Ascorbic Acid
Al - $AlCl_3$
Cu - $CuSO_4$

Note: Samples are discarded 30 days after results are reported, unless other arrangements are made.

Pat-Chem Laboratories
1824 1st Street
San Fernando, CA 91340

CHAIN OF CUSTODY RECORD

Phone (818) 639-5300
Fax (818) 639-5306

Environmental Sample

Sample I.D.#: 21G0319

Customer: IPC - Integrated Performance Consultants, Inc.
Address: 9297 Research Drive
Irvine CA 92618

Project: (MCC) Daily EFF
Sampled by: Maria Aguirre
Report Attention: Ric Vardel / Golan Kfir

P.O. #:
Phone #: 949-382-9067

Sample Description	Date Sampled	Time Sampled	# of bottles	Required Tests	Sample Type	Matrix	Bottle Type	Preserve	Field Data (pH / Temperature) pH: Field Lab
EFF	7/14/21	11:52	1	pH, T.Res.Chlorine	Grab	AQ	500ml Plastic	4°C	7.7 31-4
"	"	"	1	Total Coliform, Fecal Coliform	Grab	AQ	Coli Bottle	4°C, ST	

RECEIVED
JUL 14 2021
By

Geotracker EDD:
Logcode: IPCI
Global ID: WDR100000359

	Signature	Print Name (Company)	Date	Time
Relinquished by		Maria Aguirre (IPC)	7/14/21	12:05
Received by		Cindy Marin	7-14-21	12:30
Relinquished by		Cindy Marin	7-14-21	1355
Received by				
Relinquished by				
Received by		JUL	14 2021	1355

Sample Received Checklist

Temperature upon receipt: 4° C
# of bottles agrees with COC? Yes No
Samples intact? Yes No
Samples properly preserved? Yes No
Samples in holding time? Yes No

Compliance Monitor

Initial Flow _____
Final Flow _____

Sample Type
Grab
Comp

Matrix
AQ - Water
SO -Soil / Sludge
OT - Other

Bottle Type
P - Plastic
G - Amber Glass
VOA - 40 ml Vial
Coli - bacteria

Preservations
HC - HCl
HS - H_2SO_4
HN - HNO_3
HP - H_3PO_4
OH - NaOH
ST - Sodium Thiosulfate
AA - Ascorbic Acid
AI - $AlCl_3$
Cu - $CuSO_4$

Note: Samples are discarded 30 days after results are reported, unless other arrangements are made.

PAT-CHEM
LABORATORIES

QUALITY ANALYTICAL SERVICES SINCE 1987

1824 1st Street
San Fernando, CA 91340
(818) 639-5300 ph
(818) 639-5306 fx
pat-chem.com

Customer: **Integrated Performance Consultants, Inc.**
9297 Research Drive
Irvine CA, 92618

Attention: Ric Vardel
Report Date: 23-Jul-21 14:40
Subject: (MCC) Monthly EFF

Project/P.O.#: (MCC) Monthly EFF

Parameter	Method	QC Batch	RL	Prepared	Analyzed	Result	Notes
EFF (Sample I.D.# : 21G0255-01) Collected: 12-Jul-21 By MA of IPC							
Physical Properties							
Total Dissolved Solids	SM 2540C	AG11326	5	13-Jul-21	14-Jul-21	**732 mg/l**	
Inorganic Constituents							
Chloride	EPA 300.0	AG11531	20.0	15-Jul-21	15-Jul-21	**174 mg/l**	
Sulfate as SO4	EPA 300.0	AG11531	10.0	15-Jul-21	15-Jul-21	**171 mg/l**	
Boron	EPA 200.7	AG11426	0.10	14-Jul-21	16-Jul-21	**0.19 mg/l**	
Phosphorus, Total as P	EPA 365.3	AG11537	0.50	15-Jul-21	16-Jul-21	**15.9 mg/l**	
Aggregate Organic Constituents							
MBAS	SM 5540 C	AG11333	0.20	13-Jul-21	13-Jul-21	**0.74 mg/l**	
Oil & Grease (HEM)	EPA 1664A	AG12029	5	20-Jul-21	20-Jul-21	**<5 mg/l**	

Notes and Definitions

RL Reporting Limit - The lowest amount of a constituent that can be reliably quantified and reported.

Respectfully Submitted,



Steve Jefferson 7/23/2021
Laboratory Director

Pat-Chem Laboratories
1824 1st Street
San Fernando, CA 91340

CHAIN OF CUSTODY RECORD

Phone (818) 639-5300
Fax (818) 639-5306

Environmental Sample

Sample I.D.#: 21G0255

Customer: IPC - Integrated Performance Consultants, Inc.		Project : (MCC) EFF - Monthly	
Address: 9297 Research Drive Irvine CA 92618	Sampled by: Mario Aguirre	P.O. #:	
	Report Attention: Ric Vardel / Golan Kfir	Phone #: 949-382-9067	

Sample Description	Date Sampled	Time Sampled	# of bottles	Required Tests	Sample Type	Matrix	Bottle Type	Preserve	Field Data (pH / Temperature) pH: Field Lab
EFF	7/12/21	11:17	1	Sulfate, Chloride, TDS	Grab	AQ	1/2 Gal. P	4°C	7.7/25.4°C
			1	MBAS	Grab	AQ	500 P	4°C	
			1	Oil & Grease	Grab	AQ	1L G	HC	
			1	Boron	Grab	AQ	250 P	HN	
			1	T.Phos	Grab	AQ	500 P	4°C	

RECEIVED
JUL 12 2021
By

Geotracker EDD:
Logcode: IPCI
Global ID: WDR100000359

	Signature	Print Name (Company)	Date	Time
Relinquished by		Mario Aguirre (IPC)	7/12/21	11:22
Received by		Cindy Murray	7-12-21	11:30
Relinquished by		Cindy M	7-12-21	12:30
Received by				
Relinquished by				
Received in lab by		JUL 12 2021		1230

Sample Received Checklist

Temperature upon receipt: 4° C
# of bottles agrees with COC? Yes No
Samples intact? Yes No
Samples properly preserved? Yes No
Samples in holding time? Yes No

Compliance Monitor

Initial Flow _____
Final Flow _____

Sample Type
Grab
Comp

Matrix
AQ - Water
SO -Soil / Sludge
OT - Other

Bottle Type
P - Plastic
G - Amber Glass
VOA - 40 ml Vial
Coli - bacteria

Preservations
HC - HCl
HS - H_2SO_4
HN - HNO_3
HP - H_3PO_4
OH - NaOH
ST - Sodium Thiosulfate
AA - Ascorbic Acid
AI - $AlCl_3$
Cu -$CuSO_4$

Note: Samples are discarded 30 days after results are reported, unless other arrangements are made.

PAT-CHEM
LABORATORIES
QUALITY ANALYTICAL SERVICES SINCE 1987
1824 1st Street
San Fernando, CA 91340
(818) 639-5300 ph
(818) 639-5306 fx
pat-chem.com

Customer: **Integrated Performance Consultants, Inc.**
9297 Research Drive
Irvine CA, 92618

Attention: Ric Vardel
Report Date: 23-Jul-21 14:44
Subject: (MCC) Weekly INF

Project/P.O.#: (MCC) Weekly INF

Parameter	Method	QC Batch	RL	Prepared	Analyzed	Result	Notes
INF (Sample I.D.# : 21G0324-01) Collected: 13-Jul-21 By Carlos A. of IPC							
Physical Properties							
Total Suspended Solids	SM2540D	AG11437	1	14-Jul-21	15-Jul-21	**152 mg/l**	
Aggregate Organic Constituents							
Biochemical Oxygen Demand	SM 5210B	AG11524	2	15-Jul-21	20-Jul-21	**465 mg/l**	

Notes and Definitions

RL Reporting Limit - The lowest amount of a constituent that can be reliably quantified and reported.

Respectfully Submitted,



Steve Jefferson 7/23/2021
Laboratory Director

Pat-Chem Laboratories
1824 1st Street
San Fernando, CA 91340

CHAIN OF CUSTODY RECORD

Phone (818) 639-5300
Fax (818) 639-5306

Environmental Sample

Sample I.D.#: 2160324

Customer:	IPC - Integrated Performance Consultants, Inc.	Project: (MCC) Weekly INF	
Address:	9297 Research Drive	Sampled by: Maric Aguirre	P.O. #:
	Irvine - CA 92618	Report Attention: - Ric Vardel / Golan Kfir	Phone #: 949-382-9067

Sample Description	Date Sampled	Time Sampled	# of bottles	Required Tests	Sample Type	Matrix	Bottle Type	Preserve	Field Data (pH / Temperature) pH: Field Lab
INF	7/13/21	0:00	1	TSS	Comp	AQ	1-Liter Plastic	4°C	
11	11	0.00	1	BOD	Comp	AQ	1-Liter Plastic	4°C	7.2/230

RECEIVED
JUL 14 2021
By

Geotracker EDD:
Logcode: IPCI
Global ID: WDR100000359

	Signature	Print Name (Company)	Date	Time
Relinquished by		Maric Aguirre (IPC)	7/14/21	12:05
Received by		Cindy Mamy	7/14/21	12:50
Relinquished by		Cindy Mamy	7-14-21	13:55
Received by				
Relinquished by				
Received in lab by			JUL 14 2021	1355

Sample Received Checklist

Temperature upon receipt:	4°C
# of bottles agrees with COC?	Yes No
Samples intact?	Yes No
Samples properly preserved?	Yes No
Samples in holding time?	Yes No

Compliance Monitor

Initial Flow _____

Final Flow _____

Sample Type	Matrix	Bottle Type
Grab	AQ - Water	P - Plastic
Comp	SO - Soil / Sludge	G - Amber Glass
	OT - Other	VOA - 40 ml Vial
		Coli - bacteria

Preservations
HC - HCl
HS - H_2SO_4
HN - HNO_3
HP - H_3PO_4
OH - NaOH
ST - Sodium Thiosulfate
AA - Ascorbic Acid
AI - $AlCl_3$
Cu - $CuSO_4$

Note: Samples are discarded 30 days after results are reported, unless other arrangements are made.

Rev 2 Effective 5/1/17

PAT-CHEM
LABORATORIES

QUALITY ANALYTICAL SERVICES SINCE 1987

1824 1st Street
San Fernando, CA 91340
(818) 639-5300 ph
(818) 639-5306 fx
pat-chem.com

Customer: **Integrated Performance Consultants, Inc.**
9297 Research Drive
Irvine CA, 92618

Attention: Ric Vardel
Report Date: 05-Aug-21 14:52
Subject: (MCC) Weekly EFF

Project/P.O.#: (MCC) Weekly EFF

Parameter	Method	QC Batch	RL	Prepared	Analyzed	Result	Notes
EFF (Sample I.D.# : 21G0321-01) Collected: 14-Jul-21 By Carlos A. of IPC							
Physical Properties							
Total Suspended Solids	SM2540D	AG11437	1	14-Jul-21	15-Jul-21	**<1 mg/l**	
Inorganic Constituents							
Ammonia as N	EPA 350.1	AG11929	0.10	19-Jul-21	19-Jul-21	**0.10 mg/l**	
Nitrate as N	EPA 353.2	AG11439	0.05	14-Jul-21	14-Jul-21	**0.15 mg/l**	
Nitrite as N	EPA 353.2	AG11439	0.05	14-Jul-21	14-Jul-21	**<0.05 mg/l**	
Total Kjeldahl Nitrogen	EPA 351.2	AG11523	0.10	15-Jul-21	29-Jul-21	**0.78 mg/l**	
EFF (Sample I.D.# : 21G0321-02) Collected: 13-Jul-21 By Carlos A. of IPC							
Aggregate Organic Constituents							
Biochemical Oxygen Demand	SM 5210B	AG11524	2	15-Jul-21	20-Jul-21	**<2 mg/l**	

Notes and Definitions

RL Reporting Limit - The lowest amount of a constituent that can be reliably quantified and reported.

Respectfully Submitted,



Steve Jefferson 8/5/2021
Laboratory Director

Pat-Chem Laboratories
1824 1st Street
San Fernando, CA 91340

CHAIN OF CUSTODY RECORD

Phone (818) 639-5300
Fax (818) 639-5306

Environmental Sample

Sample I.D.#: 21G0321

Customer:	IPC - Integrated Performance Consultants, Inc.	Project:	**(MCC)** Weekly **EFF**
Address:	9297 Research Drive	Sampled by:	Marie Aguirre
	Irvine CA 92618	Report Attention:	Ric Vardel / Golan Kfir
		P.O. #:	
		Phone #:	949-382-9067

Sample Description	Date Sampled	Time Sampled	# of bottles	Required Tests	Sample Type	Matrix	Bottle Type	Preserve	Field Data (pH / Temperature) pH: Field Lab
EFF	7/14/21	11:55	1	TSS	Grab	AQ	1-Liter-Plastic	4°C	7.9/27.4 C
"	"	"	1	Ammonia, TKN	Grab	AQ	500ml Plastic	4°C	
"	"	"	1	Nitrate, Nitrite	Grab	AQ	250ml Plastic	4°C	
"	7/13/21	0:00	1	BOD	Comp	AQ	1-Liter-Plastic	4°C	

RECEIVED
JUL 14 2021
By

Geotracker EDD:
Logcode: IPCI
Global ID: WDR100000359

	Signature	Print Name (Company)	Date	Time
Relinquished by		Marie Aguirre (IPC)	7/14/21	12:05
Received by		Cindy Murray	7-14-21	12:50
Relinquished by		Cindy Murray	7-14-21	1355
Received by				
Relinquished by				
Received in lab by		JUL 14 2021		1355

Sample Received Checklist

Temperature upon receipt:	4°C	
# of bottles agrees with COC?	Yes	No
Samples intact?	Yes	No
Samples properly preserved?	Yes	No
Samples in holding time?	Yes	No

Compliance Monitor
Initial Flow _____
Final Flow _____

Sample Type	Preservations
Grab	HC - HCl
Comp	HS - H_2SO_4
Matrix	HN - HNO_3
AQ - Water	HP - H_3PO_4
SO - Soil / Sludge	OH - NaOH
OT - Other	ST - Sodium Thiosulfate
Bottle Type	AA - Ascorbic Acid
P - Plastic	AI - $AlCl_3$
G - Amber Glass	Cu - $CuSO_4$
VOA - 40 ml Vial	
Coli - bacteria	

Note: Samples are discarded 30 days after results are reported, unless other arrangements are made.

PAT-CHEM LABORATORIES
QUALITY ANALYTICAL SERVICES SINCE 1987
1824 1st Street
San Fernando, CA 91340
(818) 639-5300 ph
(818) 639-5306 fx
pat-chem.com

Customer: **Integrated Performance Consultants, Inc.**
9297 Research Drive
Irvine CA, 92618

Attention: Ric Vardel
Report Date: 23-Jul-21 14:35
Subject: (MCC) Daily EFF

Project/P.O.#: (MCC) Daily EFF

Parameter	Method	QC Batch	RL	Prepared	Analyzed	Result	Notes
EFF (Sample I.D.# : 21G0351-01) Collected: 15-Jul-21 By MA of IPC							
Microbiological							
Fecal Coliforms	SM 9221E	AG11536	1.8	15-Jul-21	17-Jul-21	**<1.8 MPN/100 ml**	
Total Coliforms	SM 9221B	AG11536	1.8	15-Jul-21	17-Jul-21	**<1.8 MPN/100 ml**	
Inorganic Constituents							
pH	SM 4500H-B	AG11610	0.1	15-Jul-21	15-Jul-21	**7.8 pH Units**	
Residual Chlorine	SM 4500Cl-G	AG11545	0.05	15-Jul-21	15-Jul-21	**0.13 mg/l**	
EFF (Sample I.D.# : 21G0383-01) Collected: 16-Jul-21 By MA of IPC							
Microbiological							
Fecal Coliforms	SM 9221E	AG11613	1.8	16-Jul-21	19-Jul-21	**<1.8 MPN/100 ml**	
Total Coliforms	SM 9221B	AG11613	1.8	16-Jul-21	19-Jul-21	**<1.8 MPN/100 ml**	
Inorganic Constituents							
pH	SM 4500H-B	AG11943	0.1	16-Jul-21	16-Jul-21	**7.8 pH Units**	
Residual Chlorine	SM 4500Cl-G	AG11617	0.05	16-Jul-21	16-Jul-21	**0.12 mg/l**	
EFF (Sample I.D.# : 21G0409-01) Collected: 17-Jul-21 By MA of IPC							
Microbiological							
Fecal Coliforms	SM 9221E	AG11707	1.8	17-Jul-21	19-Jul-21	**<1.8 MPN/100 ml**	
Total Coliforms	SM 9221B	AG11707	1.8	17-Jul-21	19-Jul-21	**<1.8 MPN/100 ml**	
Inorganic Constituents							
pH	SM 4500H-B	AG11940	0.1	17-Jul-21	17-Jul-21	**7.7 pH Units**	
Residual Chlorine	SM 4500Cl-G	AG11939	0.05	19-Jul-21	19-Jul-21	**0.06 mg/l**	
EFF (Sample I.D.# : 21G0412-01) Collected: 18-Jul-21 By EM of IPC							
Microbiological							
Fecal Coliforms	SM 9221E	AG11815	1.8	18-Jul-21	20-Jul-21	**<1.8 MPN/100 ml**	
Total Coliforms	SM 9221B	AG11815	1.8	18-Jul-21	20-Jul-21	**<1.8 MPN/100 ml**	
Inorganic Constituents							
pH	SM 4500H-B	AG11940	0.1	18-Jul-21	18-Jul-21	**7.7 pH Units**	
Residual Chlorine	SM 4500Cl-G	AG11939	0.05	19-Jul-21	19-Jul-21	**0.16 mg/l**	

Respectfully Submitted,

Steve Jefferson 7/23/2021
Laboratory Director

PAT-CHEM
LABORATORIES

QUALITY ANALYTICAL SERVICES SINCE 1987

1824 1st Street
San Fernando, CA 91340
(818) 639-5300 ph
(818) 639-5306 fx
pat-chem.com

Customer: **Integrated Performance Consultants, Inc.**
9297 Research Drive
Irvine CA, 92618

Attention: Ric Vardel
Report Date: 23-Jul-21 14:35
Subject: (MCC) Daily EFF

Project/P.O.#: (MCC) Daily EFF

Parameter	Method	QC Batch	RL	Prepared	Analyzed	Result	Notes
EFF (Sample I.D.# : 21G0432-01) Collected: 19-Jul-21 By MA of IPC							
Microbiological							
Fecal Coliforms	SM 9221E	AG11936	1.8	19-Jul-21	21-Jul-21	**<1.8 MPN/100 ml**	
Total Coliforms	SM 9221B	AG11936	1.8	19-Jul-21	21-Jul-21	**<1.8 MPN/100 ml**	
Inorganic Constituents							
pH	SM 4500H-B	AG12124	0.1	19-Jul-21	19-Jul-21	**7.2 pH Units**	
Residual Chlorine	SM 4500Cl-G	AG12033	0.05	20-Jul-21	20-Jul-21	**0.08 mg/l**	

Notes and Definitions

RL Reporting Limit - The lowest amount of a constituent that can be reliably quantified and reported.

Respectfully Submitted,



Steve Jefferson 7/23/2021
Laboratory Director

Pat-Chem Laboratories
1824 1st Street
San Fernando, CA 91340

CHAIN OF CUSTODY RECORD

Phone (818) 639-5300
Fax (818) 639-5306

Environmental Sample

Sample I.D.#: 21G0351

Customer: IPC - Integrated Performance Consultants, Inc.		Project: (MCC) Daily EFF	
Address: 9297 Research Drive, Irvine CA 92618		Sampled by: Mario Aguirre	P.O. #:
		Report Attention: Ric Vardel / Golan Kfir	Phone #: 949-382-9067

Sample Description	Date Sampled	Time Sampled	# of bottles	Required Tests	Sample Type	Matrix	Bottle Type	Preserve	Field Data (pH / Temperature) pH: Field Lab
EFF	7/15/21	11:07	1	pH, T.Res.Chlorine	Grab	AQ	500ml Plastic	4°C	7.8 25.7
"	"	"	1	Total Coliform, Fecal Coliform	Grab	AQ	Coli Bottle	4°C, ST	

RECEIVED
JUL 15 2021
By

Geotracker EDD:
Logcode: IPCI
Global ID: WDR100000359

	Signature	Print Name (Company)	Date	Time
Relinquished by		Mario Aguirre (IPC)	7/15/21	11:15
Received by			7-15-21	12:30
Relinquished by			7/15/21	1435
Received by				
Relinquished by				
Received for lab by			JUL 15 2021	1435

Note: Samples are discarded 30 days after results are reported, unless other arrangements are made.

Sample Received Checklist

Temperature upon receipt: 4°C

# of bottles agrees with COC?	Yes No
Samples intact?	Yes No
Samples properly preserved?	Yes No
Samples in holding time?	Yes No

Compliance Monitor

Initial Flow _____

Final Flow _____

Sample Type	Matrix	Bottle Type
Grab	AQ - Water	P - Plastic
Comp	SO - Soil / Sludge	G - Amber Glass
	OT - Other	VOA - 40 ml Vial
		Coli - bacteria

Preservations
HC - HCl
HS - H_2SO_4
HN - HNO_3
HP - H_3PO_4
OH - NaOH
ST - Sodium Thiosulfate
AA - Ascorbic Acid
AI - $AlCl_3$
Cu - $CuSO_4$

Rev 2 Effective 5/1/17

Pat-Chem Laboratories
1824 1st Street
San Fernando, CA 91340

CHAIN OF CUSTODY RECORD

Phone (818) 639-5300
Fax (818) 639-5306

Environmental Sample

Sample I.D.#: 21G0383

Customer: IPC - Integrated Performance Consultants, Inc.
Address: 9297 Research Drive
Irvine CA 92618

Project: (MCC) Daily EFF
Sampled by: Mario Aguirre
Report Attention: Ric Vardel / Golan Kfir
P.O. #:
Phone #: 949-382-9067

Sample Description	Date Sampled	Time Sampled	# of bottles	Required Tests	Sample Type	Matrix	Bottle Type	Preserv	Field Data (pH / Temperature) pH: Field Lab
EFF	7/16/21	11:25	1	pH, T.Res.Chlorine	Grab	AQ	500ml Plastic	4°C	7.7/29.6 °C
"	"	"	1	Total Coliform, Fecal Coliform	Grab	AQ	Coli Bottle	4°C, ST	

RECEIVED
JUL 16 2021
By [signature]

Geotracker EDD:
Logcode: IPCI
Global ID: WDR100000359

	Signature	Print Name (Company)	Date	Time
Relinquished by	[signature]	Mario Aguirre (IPC)	7/16/21	11:30
Received by	[signature]	Cindy Martinez	7-16-21	12:15
Relinquished by	[signature]	Cindy Martinez	7/16/21	1340
Received by				
Relinquished by				
Received in lab by	[signature]	JUL 16 2021		1340

Sample Received Checklist

Temperature upon receipt: 4°C
# of bottles agrees with COC? Yes No
Samples intact? Yes No
Samples properly preserved? Yes No
Samples in holding time? Yes No

Compliance Monitor

Initial Flow _____
Final Flow _____

Sample Type
Grab
Comp

Matrix
AQ - Water
SO - Soil / Sludge
OT - Other

Bottle Type
P - Plastic
G - Amber Glass
VOA - 40 ml Vial
Coli - bacteria

Preservations
HC - HCl
HS - H_2SO_4
HN - HNO_3
HP - H_3PO_4
OH - NaOH
ST - Sodium Thiosulfate
AA - Ascorbic Acid
Al - $AlCl_3$
Cu - $CuSO_4$

Note: Samples are discarded 30 days after results are reported, unless other arrangements are made.

Rev 2 Effective 5/1/17

Pat-Chem Laboratories
1824 1st Street
San Fernando, CA 91340

CHAIN OF CUSTODY RECORD

Phone (818) 639-5300
Fax (818) 639-5306

Environmental Sample

Sample I.D.#: 2160409

Customer: IPC - Integrated Performance Consultants, Inc.		Project : (MCC) Daily EFF	
Address: 9297 Research Drive		Sampled by: Jesus Avalos	P.O. #:
Irvine CA 92618		Report Attention: Ric Vardel / Golan Kfir	Phone #: 949-382-9067

Sample Description	Date Sampled	Time Sampled	# of bottles	Required Tests	Sample Type	Matrix	Bottle Type	Preserve	Field Data (pH / Temperature) pH: Field Lab
EFF	7/17/21	10:50	1	pH, T.Res.Chlorine	Grab	AQ	500ml Plastic	4°C	
"	"	"	1	Total Coliform, Fecal Coliform	Grab	AQ	Coli Bottle	4°C, ST	

Geotracker EDD:
Logcode: IPCI
Global ID: WDR100000359

Signature	Print Name (Company)	Date	Time
Relinquished by: Jesus Avalos	Jesus Avalos (IPC)	7/17/21	10:55
Received by	Richard Martinez PCL	7/17/21	1130
Relinquished by			
Received by			
Relinquished by			
Received in lab by	Richard Martinez	7/17/21	1250

Sample Received Checklist

Temperature upon receipt: 4°C
# of bottles agrees with COC? (Yes) No
Samples intact? (Yes) No
Samples properly preserved? (Yes) No
Samples in holding time? (Yes) No

Compliance Monitor

Initial Flow _____
Final Flow _____

Sample Type	Preservations
Grab	**HC** - HCl
Comp	**HS** - H_2SO_4
Matrix	**HN** - HNO_3
AQ - Water	**HP** - H_3PO_4
SO -Soil / Sludge	**OH** - NaOH
OT - Other	**ST** - Sodium Thiosulfate
Bottle Type	**AA** - Ascorbic Acid
P - Plastic	**Al** - $AlCl_3$
G - Amber Glass	**Cu** -$CuSO_4$
VOA - 40 ml Vial	
Coli - bacteria	

Note: Samples are discarded 30 days after results are reported, unless other arrangements are made.

Rev 2 Effective 5/1/17

Pat-Chem Laboratories
1824 1st Street
San Fernando, CA 91340

CHAIN OF CUSTODY RECORD

Phone (818) 639-5300
Fax (818) 639-5306

Environmental Sample

Sample I.D.#: 21G0412

Customer: IPC - Integrated Performance Consultants, Inc.
Address: 9297 Research Drive
Irvine CA 92618

Project: (MCC) Daily EFF
Sampled by: ERIC MORRIS
Report Attention: Ric Vardel / Golan Kfir
P.O. #:
Phone #: 949-382-9067

Sample Description	Date Sampled	Time Sampled	# of bottles	Required Tests	Sample Type	Matrix	Bottle Type	Preserve	Field Data (pH / Temperature) pH: Field Lab
EFF	7/18/21	10:19	1	pH, T.Res.Chlorine	Grab	AQ	500ml Plastic	4°C	7.2
	"	"	1	Total Coliform, Fecal Coliform	Grab	AQ	Coli Bottle	4°C, ST	

Geotracker EDD:
Logcode: IPCI
Global ID: WDR100000359

	Signature	Print Name (Company)	Date	Time
Relinquished by		E MORRIS IPC	7/18/21	1021
Received by		Juan Vasquez (PCL)	7/18/21	10:21
Relinquished by				
Received by				
Relinquished by				
Received in lab by		Juan Vasquez (PCL)	7/19/21	11:20

Sample Received Checklist

Temperature upon receipt: 4°C
# of bottles agrees with COC? (Yes) No
Samples intact? (Yes) No
Samples properly preserved? (Yes) No
Samples in holding time? (Yes) No

Compliance Monitor

Initial Flow _____
Final Flow _____

Sample Type
Grab
Comp

Matrix
AQ - Water
SO -Soil / Sludge
OT - Other

Bottle Type
P - Plastic
G - Amber Glass
VOA - 40 ml Vial
Coli - bacteria

Preservations
HC - HCl
HS - H_2SO_4
HN - HNO_3
HP - H_3PO_4
OH - NaOH
ST - Sodium Thiosulfate
AA - Ascorbic Acid
AI - $AlCl_3$
Cu - $CuSO_4$

Note: Samples are discarded 30 days after results are reported, unless other arrangements are made.

Rev 2 Effective 5/1/17

Pat-Chem Laboratories
1824 1st Street
San Fernando, CA 91340

CHAIN OF CUSTODY RECORD

Phone (818) 639-5300
Fax (818) 639-5306

Environmental Sample

Sample I.D.#: 21G0432

Customer: IPC - Integrated Performance Consultants, Inc.
Address: 9297 Research Drive, Irvine CA 92618
Project : (MCC) Daily EFF
Sampled by: Mario Aguirre
Report Attention: Ric Vardel / Golan Kfir
P.O. #:
Phone #: 949-382-9067

Sample Description	Date Sampled	Time Sampled	# of bottles	Required Tests	Sample Type	Matrix	Bottle Type	Preserve	Field Data (pH / Temperature) pH: Field Lab
EFF	7/19/21	11:20	1	pH, T.Res.Chlorine	Grab	AQ	500ml Plastic	4°C	7.2
11	11	4	1	Total Coliform, Fecal Coliform	Grab	AQ	Coli Bottle	4°C, ST	

RECEIVED
JUL 19 2021
By

Geotracker EDD:
Logcode: IPCI
Global ID: WDR100000359

	Signature	Print Name (Company)	Date	Time
Relinquished by		Mario Aguirre (IPC)	7/19/21	11:30
Received by		Juan V. (PCL)	7/19/21	12:15
Relinquished by		Juan V. (PCL)	7/19/21	13:10
Received by				
Relinquished by				
Received in lab by			JUL 19 2021	1310

Sample Received Checklist

Temperature upon receipt: 4 °C
# of bottles agrees with COC? Yes No
Samples intact? Yes No
Samples properly preserved? Yes No
Samples in holding time? Yes No

Compliance Monitor

Initial Flow _____
Final Flow _____

Sample Type
Grab
Comp

Matrix
AQ - Water
SO -Soil / Sludge
OT - Other

Bottle Type
P - Plastic
G - Amber Glass
VOA - 40 ml Vial
Coli - bacteria

Preservations
HC - HCl
HS - H_2SO_4
HN - HNO_3
HP - H_3PO_4
OH - NaOH
ST - Sodium Thiosulfate
AA - Ascorbic Acid
AI - $AlCl_3$
Cu - $CuSO_4$

Note: Samples are discarded 30 days after results are reported, unless other arrangements are made.

Rev 2 Effective 5/1/17

PAT-CHEM LABORATORIES
QUALITY ANALYTICAL SERVICES SINCE 1987
1824 1st Street
San Fernando, CA 91340
(818) 639-5300 ph
(818) 639-5306 fx
pat-chem.com

Customer: **Integrated Performance Consultants, Inc.**
9297 Research Drive
Irvine CA, 92618

Attention: Ric Vardel
Report Date: 28-Jul-21 18:17
Subject: (MCC) Daily EFF

Project/P.O.#: (MCC) Daily EFF

Parameter	Method	QC Batch	RL	Prepared	Analyzed	Result	Notes
EFF (Sample I.D.# : 21G0457-01) Collected: 20-Jul-21 By MA of IPC							
Microbiological							
Fecal Coliforms	SM 9221E	AG12028	1.8	20-Jul-21	23-Jul-21	**<1.8 MPN/100 ml**	
Total Coliforms	SM 9221B	AG12028	1.8	20-Jul-21	23-Jul-21	**<1.8 MPN/100 ml**	
Inorganic Constituents							
pH	SM 4500H-B	AG12124	0.1	20-Jul-21	20-Jul-21	**7.2 pH Units**	
Residual Chlorine	SM 4500Cl-G	AG12033	0.05	20-Jul-21	20-Jul-21	**0.12 mg/l**	
EFF (Sample I.D.# : 21G0493-01) Collected: 21-Jul-21 By MA of IPC							
Microbiological							
Fecal Coliforms	SM 9221E	AG12128	1.8	21-Jul-21	23-Jul-21	**<1.8 MPN/100 ml**	
Total Coliforms	SM 9221B	AG12128	1.8	21-Jul-21	23-Jul-21	**<1.8 MPN/100 ml**	
Inorganic Constituents							
pH	SM 4500H-B	AG12730	0.1	21-Jul-21	21-Jul-21	**7.5 pH Units**	
Residual Chlorine	SM 4500Cl-G	AG12240	0.05	22-Jul-21	22-Jul-21	**0.08 mg/l**	
EFF (Sample I.D.# : 21G0514-01) Collected: 22-Jul-21 By MA of IPC							
Microbiological							
Fecal Coliforms	SM 9221E	AG12241	1.8	22-Jul-21	24-Jul-21	**<1.8 MPN/100 ml**	
Total Coliforms	SM 9221B	AG12241	1.8	22-Jul-21	24-Jul-21	**<1.8 MPN/100 ml**	
Inorganic Constituents							
pH	SM 4500H-B	AG12730	0.1	22-Jul-21	22-Jul-21	**7.5 pH Units**	
Residual Chlorine	SM 4500Cl-G	AG12306	0.05	23-Jul-21	23-Jul-21	**0.10 mg/l**	
EFF (Sample I.D.# : 21G0558-01) Collected: 23-Jul-21 By MA of IPC							
Microbiological							
Fecal Coliforms	SM 9221E	AG12311	1.8	23-Jul-21	27-Jul-21	**<1.8 MPN/100 ml**	
Total Coliforms	SM 9221B	AG12311	1.8	23-Jul-21	27-Jul-21	**<1.8 MPN/100 ml**	
Inorganic Constituents							
pH	SM 4500H-B	AG12730	0.1	23-Jul-21	23-Jul-21	**7.9 pH Units**	
Residual Chlorine	SM 4500Cl-G	AG12306	0.05	23-Jul-21	23-Jul-21	**0.18 mg/l**	

Respectfully Submitted,

Steve Jefferson 7/28/2021
Laboratory Director

PAT-CHEM LABORATORIES
QUALITY ANALYTICAL SERVICES SINCE 1987
1824 1st Street
San Fernando, CA 91340
(818) 639-5300 ph
(818) 639-5306 fx
pat-chem.com

Customer: **Integrated Performance Consultants, Inc.**
9297 Research Drive
Irvine CA, 92618

Attention: Ric Vardel
Report Date: 28-Jul-21 18:17
Subject: (MCC) Daily EFF

Project/P.O.#: (MCC) Daily EFF

Parameter	Method	QC Batch	RL	Prepared	Analyzed	Result	Notes
EFF (Sample I.D.# : 21G0571-01) Collected: 24-Jul-21 By MA of IPC							
Microbiological							
Fecal Coliforms	SM 9221E	AG12406	1.8	24-Jul-21	27-Jul-21	**<1.8 MPN/100 ml**	
Total Coliforms	SM 9221B	AG12406	1.8	24-Jul-21	27-Jul-21	**<1.8 MPN/100 ml**	
Inorganic Constituents							
pH	SM 4500H-B	AG12621	0.1	24-Jul-21	24-Jul-21	**7.6 pH Units**	
Residual Chlorine	SM 4500Cl-G	AG12619	0.05	26-Jul-21	26-Jul-21	**0.11 mg/l**	
EFF (Sample I.D.# : 21G0573-01) Collected: 25-Jul-21 By em of IPC							
Microbiological							
Fecal Coliforms	SM 9221E	AG12522	1.8	25-Jul-21	27-Jul-21	**<1.8 MPN/100 ml**	
Total Coliforms	SM 9221B	AG12522	1.8	25-Jul-21	27-Jul-21	**<1.8 MPN/100 ml**	
Inorganic Constituents							
pH	SM 4500H-B	AG12621	0.1	25-Jul-21	25-Jul-21	**7.6 pH Units**	
Residual Chlorine	SM 4500Cl-G	AG12619	0.05	26-Jul-21	26-Jul-21	**0.09 mg/l**	
EFF (Sample I.D.# : 21G0598-01) Collected: 26-Jul-21 By em of IPC							
Microbiological							
Fecal Coliforms	SM 9221E	AG12617	1.8	26-Jul-21	28-Jul-21	**<1.8 MPN/100 ml**	
Total Coliforms	SM 9221B	AG12617	1.8	26-Jul-21	28-Jul-21	**<1.8 MPN/100 ml**	
Inorganic Constituents							
pH	SM 4500H-B	AG12730	0.1	26-Jul-21	26-Jul-21	**7.3 pH Units**	
Residual Chlorine	SM 4500Cl-G	AG12737	0.05	27-Jul-21	27-Jul-21	**<0.05 mg/l**	

Respectfully Submitted,



Steve Jefferson 7/28/2021
Laboratory Director

PAT-CHEM
LABORATORIES

QUALITY ANALYTICAL SERVICES SINCE 1987

1824 1st Street
San Fernando, CA 91340
(818) 639-5300 ph
(818) 639-5306 fx
pat-chem.com

Customer: **Integrated Performance Consultants, Inc.**
9297 Research Drive
Irvine CA, 92618

Attention: Ric Vardel
Report Date: 28-Jul-21 18:17
Subject: (MCC) Daily EFF

Project/P.O.#: (MCC) Daily EFF

Notes and Definitions

RL Reporting Limit - The lowest amount of a constituent that can be reliably quantified and reported.

Respectfully Submitted,

Steve Jefferson 7/28/2021
Laboratory Director

Pat-Chem Laboratories
1824 1st Street
San Fernando, CA 91340

CHAIN OF CUSTODY RECORD

Phone (818) 639-5300
Fax (818) 639-5306

Environmental Sample

Sample I.D.#: 21G0457

Customer: IPC - Integrated Performance Consultants, Inc.
Address: 9297 Research Drive, Irvine CA 92618
Project: (MCC) Daily EFF
Sampled by: Mario Aguirre
Report Attention: Ric Vardel / Golan Kfir
P.O. #:
Phone #: 949-382-9067

Sample Description	Date Sampled	Time Sampled	# of bottles	Required Tests	Sample Type	Matrix	Bottle Type	Preserve	Field Data (pH / Temperature) pH: Field Lab
EFF	7/20/21	11:27	1	pH, T.Res.Chlorine	Grab	AQ	500ml Plastic	4°C	7.2 28.2°C
"	"	"	1	Total Coliform, Fecal Coliform	Grab	AQ	Coli Bottle	4°C, ST	

RECEIVED
JUL 20 2021
By

Geotracker EDD:
Logcode: IPCI
Global ID: WDR100000359

	Signature	Print Name (Company)	Date	Time
Relinquished by		Mario Aguirre (IPC)	7/20/21	11:30
Received by		Juan V. (PCL)	7/20/21	11:30
Relinquished by		Juan V. (PCL)	7/20/21	12:40
Received by				
Relinquished by				
Received in lab by		JUL 20 2021		1240

Sample Received Checklist

Temperature upon receipt: 4 °C
# of bottles agrees with COC? Yes No
Samples intact? Yes No
Samples properly preserved? Yes No
Samples in holding time? Yes No

Compliance Monitor

Initial Flow _____
Final Flow _____

Sample Type
Grab
Comp

Matrix
AQ - Water
SO - Soil / Sludge
OT - Other

Bottle Type
P - Plastic
G - Amber Glass
VOA - 40 ml Vial
Coli - bacteria

Preservations
HC - HCl
HS - H_2SO_4
HN - HNO_3
HP - H_3PO_4
OH - NaOH
ST - Sodium Thiosulfate
AA - Ascorbic Acid
AI - $AlCl_3$
Cu - $CuSO_4$

Note: Samples are discarded 30 days after results are reported, unless other arrangements are made.

Rev 2 Effective 5/1/17

Pat-Chem Laboratories
1824 1st Street
San Fernando, CA 91340

CHAIN OF CUSTODY RECORD

Phone (818) 639-5300
Fax (818) 639-5306

Environmental Sample

Sample I.D.#: 21G0493

Customer: IPC - Integrated Performance Consultants, Inc
Address: 9297 Research Drive
Irvine CA 92618

Project: (MCC) Daily EFF
Sampled by: Mario Aguirre
Report Attention: Ric Vardel / Golan Kfir

P.O. #:
Phone #: 949-382-9067

Sample Description	Date Sampled	Time Sampled	# of bottles	Required Tests	Sample Type	Matrix	Bottle Type	Preserve	Field Data (pH / Temperature) pH: Field Lab
EFF	7/21/21	11:30	1	pH, T.Res.Chlorine	Grab	AQ	500ml Plastic	4°C	7.49/21.0 °C
"	"	"	1	Total Coliform, Fecal Coliform	Grab	AQ	Coli Bottle	4°C, ST	

RECEIVED
JUL 21 2021
By

Geotracker EDD:
Logcode: IPCI
Global ID: WDR100000359

	Signature	Print Name (Company)	Date	Time
Relinquished by		Mario Aguirre (IPC)	7/21/21	11:35
Received by		MARIO SANTIESTEBAN (PCL)	7/21/21	1348
Relinquished by		MARIO SANTIESTEBAN (PCL)	7/21/21	1610
Received by				
Relinquished by				
Received in lab by			JUL 21 2021	1610

Sample Received Checklist

Temperature upon receipt: 4°
# of bottles agrees with COC? Yes No
Samples intact? Yes No
Samples properly preserved? Yes No
Samples in holding time? Yes No

Compliance Monitor

Initial Flow _____

Final Flow _____

Sample Type
Grab
Comp

Matrix
AQ - Water
SO -Soil / Sludge
OT - Other

Bottle Type
P - Plastic
G - Amber Glass
VOA - 40 ml Vial
Coli - bacteria

Preservations
HC - HCl
HS - H_2SO_4
HN - HNO_3
HP - H_3PO_4
OH - NaOH
ST - Sodium Thiosulfate
AA - Ascorbic Acid
AI - $AlCl_3$
Cu - $CuSO_4$

Note: Samples are discarded 30 days after results are reported, unless other arrangements are made.

Rev 2 Effective 5/1/17

Pat-Chem Laboratories
1824 1st Street
San Fernando, CA 91340

CHAIN OF CUSTODY RECORD

Phone (818) 639-5300
Fax (818) 639-5306

Environmental Sample

Sample I.D.#: 2160514

Customer: IPC - Integrated Performance Consultants, Inc.
Address: 9297 Research Drive
Irvine CA 92618

Project: (MCC) Daily EFF
Sampled by: Mario Aguirre
Report Attention: Ric Vardel / Golan Kfir

P.O. #:
Phone #: 949-382-9067

Sample Description	Date Sampled	Time Sampled	# of bottles	Required Tests	Sample Type	Matrix	Bottle Type	Preserve	Field Data (pH / Temperature) pH: Field Lab
EFF	7/22/21	11:02	1	pH, T.Res.Chlorine	Grab	AQ	500ml Plastic	4°C	7.5/25.2
"	"	"	1	Total Coliform, Fecal Coliform	Grab	AQ	Coli Bottle	4°C, ST	

RECEIVED
JUL 22 2021
By

Geotracker EDD:
Logcode: IPCI
Global ID: WDR100000359

	Signature	Print Name (Company)	Date	Time
Relinquished by		Mario Aguirre (IPC)	7/22/21	11:07
Received by		Cindy Murphy	7.22.21	11:15
Relinquished by		Cindy Murphy	7.22.21	1235
Received by				
Relinquished by				
Received at lab by		JUN 22 2021		1235

Sample Received Checklist

Temperature upon receipt: 4 °C

# of bottles agrees with COC?	Yes No
Samples intact?	Yes No
Samples properly preserved?	Yes No
Samples in holding time?	Yes No

Compliance Monitor
Initial Flow _____
Final Flow _____

Sample Type
G Grab
Comp

Matrix
AQ - Water
SO -Soil / Sludge
OT - Other

Bottle Type
P - Plastic
G - Amber Glass
VOA - 40 ml Vial
Coli - bacteria

Preservations
HC - HCl
HS - H_2SO_4
HN - HNO_3
HP - H_3PO_4
OH - NaOH
ST - Sodium Thiosulfate
AA - Ascorbic Acid
Al - $AlCl_3$
Cu -$CuSO_4$

Note: Samples are discarded 30 days after results are reported, unless other arrangements are made.

Rev 2 Effective 5/1/17

Pat-Chem Laboratories
1824 1st Street
San Fernando, CA 91340

CHAIN OF CUSTODY RECORD

Phone (818) 639-5300
Fax (818) 639-5306

Environmental Sample

Sample I.D.#: 21G0558

Customer: IPC - Integrated Performance Consultants, Inc.
Address: 9297 Research Drive
Irvine CA 92618

Project: (MCC) Daily EFF
Sampled by: Mario Aguirre
Report Attention: Ric Vardel / Golan Kfir

P.O. #:
Phone #: 949-382-9067

Sample Description	Date Sampled	Time Sampled	# of bottles	Required Tests	Sample Type	Matrix	Bottle Type	Preserv.	Field Data (pH / Temperature) pH: Field Lab
EFF	7/23/21	11:02	1	pH, T.Res.Chlorine	Grab	AQ	500ml Plastic	4°C	7.9/25.2 °C
"	"	"	1	Total Coliform, Fecal Coliform	Grab	AQ	Coli Bottle	4°C, ST	

RECEIVED
JUL 23 2021
By

Geotracker EDD:
Logcode: IPCI
Global ID: WDR100000359

	Signature	Print Name (Company)	Date	Time
Relinquished by		Mario Aguirre (IPC)	7/23/21	11:07
Received by		(relinquishing)	7/23/21	12:20
Relinquished by		Cindy Monroe	7/23/21	13:20
Received by				
Relinquished by				
Received at lab by			JUN 23 2021	13:20

Sample Received Checklist

Temperature upon receipt: 4°C
# of bottles agrees with COC? Yes No
Samples intact? Yes No
Samples properly preserved? Yes No
Samples in holding time? Yes No

Compliance Monitor

Initial Flow _____
Final Flow _____

Sample Type
Grab
Comp

Matrix
AQ - Water
SO - Soil / Sludge
OT - Other

Bottle Type
P - Plastic
G - Amber Glass
VOA - 40 ml Vial
Coli - bacteria

Preservations
HC - HCl
HS - H_2SO_4
HN - HNO_3
HP - H_3PO_4
OH - NaOH
ST - Sodium Thiosulfate
AA - Ascorbic Acid
AI - $AlCl_3$
Cu - $CuSO_4$

Note: Samples are discarded 30 days after results are reported, unless other arrangements are made.

Rev 2 Effective 5/1/17

Pat-Chem Laboratories
1824 1st Street
San Fernando, CA 91340

CHAIN OF CUSTODY RECORD

Phone (818) 639-5300
Fax (818) 639-5306

Environmental Sample

Sample I.D.#: 2160571

Customer: IPC - Integrated Performance Consultants, Inc.
Address: 9297 Research Drive
Irvine CA 92618

Project: (MCC) Daily EFF
Sampled by: Jesus Avalos
Report Attention: Ric Vardel / Golan Kfir

P.O. #:
Phone #: 949-382-9067

Sample Description	Date Sampled	Time Sampled	# of bottles	Required Tests	Sample Type	Matrix	Bottle Type	Preserv.	Field Data (pH / Temperature) pH: Field Lab
EFF	7/24/21	10:50	1	pH, T.Res.Chlorine	Grab	AQ	500ml Plastic	4°C	
	"	"	1	Total Coliform, Fecal Coliform	Grab	AQ	Coli Bottle	4°C, ST	

Geotracker EDD:
Logcode: IPCI
Global ID: WDR100000359

Signature	Print Name (Company)	Date	Time
Relinquished by: Jesus Avalos	Jesus Avalos (IPC)	7/24/21	10:55
Received by:	Richard Martinez PC	7/24/21	1100
Relinquished by:			
Received by:			
Relinquished by:			
Received in lab by:	Richard Martinez	7/24/21	1200

Note: Samples are discarded 30 days after results are reported, unless other arrangements are made.

Sample Received Checklist

Temperature upon receipt: 4°
# of bottles agrees with COC? (Yes) No
Samples intact? (Yes) No
Samples properly preserved? (Yes) No
Samples in holding time? (Yes) No

Compliance Monitor

Initial Flow _____
Final Flow _____

Sample Type	Preservations
Grab	**HC** - HCl
Comp	**HS** - H_2SO_4
Matrix	**HN** - HNO_3
AQ - Water	**HP** - H_3PO_4
SO -Soil / Sludge	**OH** - NaOH
OT - Other	**ST** - Sodium Thiosulfate
Bottle Type	**AA** - Ascorbic Acid
P - Plastic	**Al** - $AlCl_3$
G - Amber Glass	**Cu** -$CuSO_4$
VOA - 40 ml Vial	
Coli - bacteria	

Rev 2 Effective 5/1/17

Pat-Chem Laboratories
1824 1st Street
San Fernando, CA 91340

CHAIN OF CUSTODY RECORD

Phone (818) 639-5300
Fax (818) 639-5306

Environmental Sample

Sample I.D.#: 21G0573

Customer: IPC - Integrated Performance Consultants, Inc.
Address: 9297 Research Drive
Irvine CA 92618

Project : (MCC) Daily EFF
Sampled by: Eric Morris
Report Attention: Ric Vardel / Golan Kfir

P.O. #:
Phone #: 949-382-9067

Sample Description	Date Sampled	Time Sampled	# of bottles	Required Tests	Sample Type	Matrix	Bottle Type	Preserve	Field Data (pH / Temperature) pH: Field Lab
EFF	7/25/21	1029	1	pH, T.Res.Chlorine	Grab	AQ	500ml Plastic	4°C	7.1
	"	"	1	Total Coliform, Fecal Coliform	Grab	AQ	Coli Bottle	4°C, ST	

Geotracker EDD:
Logcode: IPCI
Global ID: WDR100000359

	Signature	Print Name . (Company)	Date	Time
Relinquished by		E. MORRIS IPC	7/25/21	1035
Received by		Juan V. (PCL)	7/25/21	10:10
Relinquished by				
Received by				
Relinquished by				
Received in lab by		Juan V. (PCL)	7/25/21	12:08

Sample Received Checklist

Temperature upon receipt: 4°C
# of bottles agrees with COC? Yes No
Samples intact? Yes No
Samples properly preserved? Yes No
Samples in holding time? Yes No

Compliance Monitor

Initial Flow _____
Final Flow _____

Sample Type
Grab
Comp

Matrix
AQ - Water
SO -Soil / Sludge
OT - Other

Bottle Type
P - Plastic
G - Amber Glass
VOA - 40 ml Vial
Coli - bacteria

Preservations
HC - HCl
HS - H_2SO_4
HN - HNO_3
HP - H_3PO_4
OH - NaOH
ST - Sodium Thiosulfate
AA - Ascorbic Acid
AI - $AlCl_3$
Cu - $CuSO_4$

Note: Samples are discarded 30 days after results are reported, unless other arrangements are made.

Rev 2 Effective 5/1/17

Pat-Chem Laboratories
1824 1st Street
San Fernando, CA 91340

CHAIN OF CUSTODY RECORD

Phone (818) 639-5300
Fax (818) 639-5306

Environmental Sample

Sample I.D.#: 21G0598

Customer: IPC - Integrated Performance Consultants, Inc.
Address: 9297 Research Drive
Irvine CA 92618

Project: (MCC) Daily EFF
Sampled by: Kyle Vardel
Report Attention: Ric Vardel / Golan Kfir

P.O. #:
Phone #: 949-382-9067

Sample Description	Date Sampled	Time Sampled	# of bottles	Required Tests	Sample Type	Matrix	Bottle Type	Preserve	Field Data (pH / Temperature) pH: Field Lab
EFF	7/26/21	1205	1	pH, T.Res.Chlorine	Grab	AQ	500ml Plastic	4°C	7.3 25.6°C
			1	Total Coliform, Fecal Coliform	Grab	AQ	Coli Bottle	4°C, ST	

RECEIVED
JUL 26 2021
By

Geotracker EDD:
Logcode: IPCI
Global ID: WDR100000359

	Signature	Print Name (Company)	Date	Time
Relinquished by		Kyle Vardel (IPC)	7/24/21	1210
Received by		Juan Vasquez (PCL)	7/26/21	1210
Relinquished by		Juan V. (PCL)	7/26/21	16:00
Received by				
Relinquished by				
Received at Lab by		JUN 26 2021		1610

Sample Received Checklist

Temperature upon receipt: 4.6 °C
# of bottles agrees with COC? Yes No
Samples intact? Yes No
Samples properly preserved? Yes No
Samples in holding time? Yes No

Compliance Monitor

Initial Flow _____
Final Flow _____

Sample Type	Preservations
Grab Comp	HC - HCl HS - H_2SO_4 HN - HNO_3 HP - H_3PO_4 OH - NaOH ST - Sodium Thiosulfate AA - Ascorbic Acid Al - $AlCl_3$ Cu - $CuSO_4$
Matrix AQ - Water SO - Soil / Sludge OT - Other	
Bottle Type P - Plastic G - Amber Glass VOA - 40 ml Vial Coli - bacteria	

Note: Samples are discarded 30 days after results are reported, unless other arrangements are made.

Rev 2 Effective 5/1/17

PAT-CHEM
LABORATORIES

QUALITY ANALYTICAL SERVICES SINCE 1987

1824 1st Street
San Fernando, CA 91340
(818) 639-5300 ph
(818) 639-5306 fx
pat-chem.com

Customer: **Integrated Performance Consultants, Inc.**
9297 Research Drive
Irvine CA, 92618

Attention: Ric Vardel
Report Date: 28-Jul-21 18:11
Subject: (MCC) Weekly INF

Project/P.O.#: (MCC) Weekly INF

Parameter	Method	QC Batch	RL	Prepared	Analyzed	Result	Notes
INF (Sample I.D.# : 21G0510-01) Collected: 20-Jul-21 By MA of IPC							
Physical Properties							
Total Suspended Solids	SM2540D	AG12244	1	22-Jul-21	23-Jul-21	**242 mg/l**	
Aggregate Organic Constituents							
Biochemical Oxygen Demand	SM 5210B	AG12230	2	22-Jul-21	27-Jul-21	**450 mg/l**	

Notes and Definitions

RL Reporting Limit - The lowest amount of a constituent that can be reliably quantified and reported.

Respectfully Submitted,



Steve Jefferson 7/28/2021
Laboratory Director

Pat-Chem Laboratories
1824 1st Street
San Fernando, CA 91340

CHAIN OF CUSTODY RECORD

Phone (818) 639-5300
Fax (818) 639-5306

Environmental Sample

Sample I.D.#: 21G0510

Customer: IPC - Integrated Performance Consultants, Inc.		Project: (MCC) Weekly INF	
Address: 9297 Research Drive	Sampled by: Mario Aguirre		P.O. #:
Irvine - CA 92618	Report Attention: Ric Vardel / Golan Kfir		Phone #: 949-382-9067

Sample Description	Date Sampled	Time Sampled	# of bottles	Required Tests	Sample Type	Matrix	Bottle Type	Preserve	Field Data (pH / Temperature) pH: Field Lab
INF	7/20/21	0:00	1	TSS	Comp	AQ	1-Liter Plastic	4°C	
"	"	0:00	1	BOD	Comp	AQ	1-Liter Plastic	4°C	

RECEIVED
JUL 21 2021
By [signature]

Geotracker EDD:
Logcode: IPCI
Global ID: WDR100000359

	Signature	Print Name (Company)	Date	Time
Relinquished by	[signature]	Mario Aguirre (IPC)	7/21/21	11:35
Received by	[signature]	MARY LAW-ESTEBAN (PCL)	7/21/21	1048
Relinquished by	[signature]	MARIO SANTIESTEBAN (PCL)	7/21/21	1610
Received by				
Relinquished by				
Received in lab by	[signature]	JUL 21 2021		1610

Sample Received Checklist

Temperature upon receipt: 4°C
# of bottles agrees with COC? Yes No
Samples intact? Yes No
Samples properly preserved? Yes No
Samples in holding time? Yes No

Compliance Monitor

Initial Flow _____
Final Flow _____

Sample Type
Grab
Comp

Matrix
AQ - Water
SO - Soil / Sludge
OT - Other

Bottle Type
P - Plastic
G - Amber Glass
VOA - 40 ml Vial
Coli - bacteria

Preservations
HC - HCl
HS - H_2SO_4
HN - HNO_3
HP - H_3PO_4
OH - NaOH
ST - Sodium Thiosulfate
AA - Ascorbic Acid
Al - $AlCl_3$
Cu - $CuSO_4$

Note: Samples are discarded 30 days after results are reported, unless other arrangements are made.

Rev 2 Effective 5/1/17

PAT-CHEM
LABORATORIES

QUALITY ANALYTICAL SERVICES SINCE 1987

1824 1st Street
San Fernando, CA 91340
(818) 639-5300 ph
(818) 639-5306 fx
pat-chem.com

Customer: **Integrated Performance Consultants, Inc.**
9297 Research Drive
Irvine CA, 92618

Attention: Ric Vardel
Report Date: 05-Aug-21 14:55
Subject: (MCC) Weekly EFF

Project/P.O.#: (MCC) Weekly EFF

Parameter	Method	QC Batch	RL	Prepared	Analyzed	Result	Notes
EFF (Sample I.D.# : 21G0495-01) Collected: 21-Jul-21 By Carlos A. of IPC							
Physical Properties							
Total Suspended Solids	SM2540D	AG12244	1	22-Jul-21	23-Jul-21	**<1 mg/l**	
Inorganic Constituents							
Ammonia as N	EPA 350.1	AG12304	0.10	23-Jul-21	23-Jul-21	**<0.10 mg/l**	
Nitrate as N	EPA 353.2	AG12237	0.05	22-Jul-21	22-Jul-21	**0.70 mg/l**	
Nitrite as N	EPA 353.2	AG12237	0.05	22-Jul-21	22-Jul-21	**<0.05 mg/l**	
Total Kjeldahl Nitrogen	EPA 351.2	AG12925	0.10	29-Jul-21	01-Aug-21	**0.81 mg/l**	
EFF (Sample I.D.# : 21G0495-02) Collected: 20-Jul-21 By Carlos A. of IPC							
Aggregate Organic Constituents							
Biochemical Oxygen Demand	SM 5210B	AG12230	2	22-Jul-21	27-Jul-21	**4 mg/l**	

Notes and Definitions

RL Reporting Limit - The lowest amount of a constituent that can be reliably quantified and reported.

Respectfully Submitted,



Steve Jefferson 8/5/2021
Laboratory Director

Pat-Chem Laboratories
1824 1st Street
San Fernando, CA 91340

CHAIN OF CUSTODY RECORD

Phone (818) 639-5300
Fax (818) 639-5306

Environmental Sample

Sample I.D.#: 2160495

Customer:	IPC - Integrated Performance Consultants, Inc.	Project :	**(MCC) Weekly EFF**
Address:	9297 Research Drive	Sampled by:	Mario Aguirre
	Irvine CA 92618	Report Attention:	Ric Varde / Golan Kfir
		P.O. #:	
		Phone #:	949-382-9067

Sample Description	Date Sampled	Time Sampled	# of bottles	Required Tests	Sample Type	Matrix	Bottle Type	Preserve	Field Data (pH / Temperature) pH: Field Lab
EFF	7/21/21	11:25	1	TSS	Grab	AQ	1-Liter-Plastic	4°C	
		11	1	Ammonia, TKN	Grab	AQ	500ml Plastic	4°C	
		11	1	Nitrate, Nitrite	Grab	AQ	250ml Plastic	4°C	
	7/20/21	0:00	1	BOD	Comp	AQ	1-Liter-Plastic	4°C	

RECEIVED
JUL 21 2021
By

Geotracker EDD:
Logcode: IPCI
Global ID: WDR100000359

	Signature	Print Name (Company)	Date	Time
Relinquished by		Mario Aguirre (IPC)	7/21/21	11:35
Received by		MARIO SANTIESTEBAN (PCL)	7/21/21	1348
Relinquished by		MARIO SANTIESTEBAN (PCL)	7/21/21	1610
Received by				
Relinquished by				
Received in lab by			JUL 21 2021	1610

Sample Received Checklist

Temperature upon receipt: 4°C
# of bottles agrees with COC? (Yes) No
Samples intact? (Yes) No
Samples properly preserved? (Yes) No
Samples in holding time? (Yes) No

Compliance Monitor

Initial Flow _____

Final Flow _____

Sample Type	Preservations
(G) Grab (C) Comp	HC - HCl HS - H_2SO_4
Matrix (AQ) - Water SO -Soil / Sludge OT - Other	HN - HNO_3 HP - H_3PO_4 OH - NaOH ST - Sodium Thiosulfate
Bottle Type (P) - Plastic G - Amber Glass VOA - 40 ml Vial Coli - bacteria	AA - Ascorbic Acid Al - $AlCl_3$ Cu -$CuSO_4$

Note: Samples are discarded 30 days after results are reported, unless other arrangements are made.

PAT-CHEM LABORATORIES
QUALITY ANALYTICAL SERVICES SINCE 1987
1824 1st Street
San Fernando, CA 91340
(818) 639-5300 ph
(818) 639-5306 fx
pat-chem.com

Customer: **Integrated Performance Consultants, Inc.**
9297 Research Drive
Irvine CA, 92618

Attention: Ric Vardel
Report Date: 05-Aug-21 14:44
Subject: (MCC) Daily EFF

Project/P.O.#: (MCC) Daily EFF

Parameter	Method	QC Batch	RL	Prepared	Analyzed	Result	Notes
EFF (Sample I.D.# : 21G0633-01) Collected: 27-Jul-21 By MA of IPC							
Microbiological							
Fecal Coliforms	SM 9221E	AG12731	1.8	27-Jul-21	29-Jul-21	**<1.8 MPN/100 ml**	
Total Coliforms	SM 9221B	AG12731	1.8	27-Jul-21	29-Jul-21	**<1.8 MPN/100 ml**	
Inorganic Constituents							
pH	SM 4500H-B	AH10221	0.1	27-Jul-21	02-Aug-21	**7.9 pH Units**	
Residual Chlorine	SM 4500Cl-G	AG12739	0.05	27-Jul-21	27-Jul-21	**0.10 mg/l**	
EFF (Sample I.D.# : 21G0658-01) Collected: 28-Jul-21 By KV							
Microbiological							
Fecal Coliforms	SM 9221E	AG12831	1.8	28-Jul-21	30-Jul-21	**<1.8 MPN/100 ml**	
Total Coliforms	SM 9221B	AG12831	1.8	28-Jul-21	30-Jul-21	**<1.8 MPN/100 ml**	
Inorganic Constituents							
pH	SM 4500H-B	AH10221	0.1	28-Jul-21	28-Jul-21	**7.3 pH Units**	
Residual Chlorine	SM 4500Cl-G	AG12835	0.05	28-Jul-21	28-Jul-21	**0.07 mg/l**	
EFF (Sample I.D.# : 21G0677-01) Collected: 29-Jul-21 By GK of IPC							
Microbiological							
Fecal Coliforms	SM 9221E	AG12922	1.8	29-Jul-21	31-Jul-21	**<1.8 MPN/100 ml**	
Total Coliforms	SM 9221B	AG12922	1.8	29-Jul-21	31-Jul-21	**<1.8 MPN/100 ml**	
Inorganic Constituents							
pH	SM 4500H-B	AH10221	0.1	29-Jul-21	29-Jul-21	**7.3 pH Units**	
Residual Chlorine	SM 4500Cl-G	AG12930	0.05	29-Jul-21	29-Jul-21	**0.10 mg/l**	
EFF (Sample I.D.# : 21G0701-01) Collected: 30-Jul-21 By MA of IPC							
Microbiological							
Fecal Coliforms	SM 9221E	AG13009	1.8	30-Jul-21	01-Aug-21	**<1.8 MPN/100 ml**	
Total Coliforms	SM 9221B	AG13009	1.8	30-Jul-21	01-Aug-21	**<1.8 MPN/100 ml**	
Inorganic Constituents							
pH	SM 4500H-B	AH10221	0.1	30-Jul-21	30-Jul-21	**7.7 pH Units**	
Residual Chlorine	SM 4500Cl-G	AH10132	0.05	01-Aug-21	01-Aug-21	**<0.05 mg/l**	

Respectfully Submitted,

Steve Jefferson 8/5/2021
Laboratory Director

PAT-CHEM LABORATORIES
QUALITY ANALYTICAL SERVICES SINCE 1987
1824 1st Street
San Fernando, CA 91340
(818) 639-5300 ph
(818) 639-5306 fx
pat-chem.com

Customer: **Integrated Performance Consultants, Inc.**
9297 Research Drive
Irvine CA, 92618

Attention: Ric Vardel
Report Date: 05-Aug-21 14:44
Subject: (MCC) Daily EFF

Project/P.O.#: (MCC) Daily EFF

Parameter	Method	QC Batch	RL	Prepared	Analyzed	Result	Notes
EFF (Sample I.D.# : 21G0713-01) Collected: 31-Jul-21 By MA of IPC							
Microbiological							
Fecal Coliforms	SM 9221E	AG13107	1.8	31-Jul-21	02-Aug-21	**<1.8 MPN/100 ml**	
Total Coliforms	SM 9221B	AG13107	1.8	31-Jul-21	02-Aug-21	**<1.8 MPN/100 ml**	
Inorganic Constituents							
pH	SM 4500H-B	AH10221	0.1	31-Jul-21	31-Jul-21	**7.5 pH Units**	
Residual Chlorine	SM 4500Cl-G	AH10132	0.05	01-Aug-21	01-Aug-21	**0.07 mg/l**	
EFF (Sample I.D.# : 21H0003-01) Collected: 01-Aug-21 By EM of IPC							
Microbiological							
Fecal Coliforms	SM 9221E	AH10129	1.8	01-Aug-21	03-Aug-21	**<1.8 MPN/100 ml**	
Total Coliforms	SM 9221B	AH10129	1.8	01-Aug-21	03-Aug-21	**<1.8 MPN/100 ml**	
Inorganic Constituents							
pH	SM 4500H-B	AH10221	0.1	01-Aug-21	01-Aug-21	**7.2 pH Units**	
Residual Chlorine	SM 4500Cl-G	AH10132	0.05	01-Aug-21	01-Aug-21	**0.10 mg/l**	

Notes and Definitions

RL Reporting Limit - The lowest amount of a constituent that can be reliably quantified and reported.

Respectfully Submitted,

Steve Jefferson 8/5/2021
Laboratory Director

Pat-Chem Laboratories
1824 1st Street
San Fernando, CA 91340

CHAIN OF CUSTODY RECORD

Phone (818) 639-5300
Fax (818) 639-5306

Environmental Sample

Sample I.D.#: 2160633

Customer: IPC - Integrated Performance Consultants, Inc.
Address: 9297 Research Drive
Irvine CA 92618

Project: (MCC) Daily EFF
Sampled by: Mario Aguirre
Report Attention: Ric Vardel / Golan Kfir

P.O. #:
Phone #: 949 382-9067

Sample Description	Date Sampled	Time Sampled	# of bottles	Required Tests	Sample Type	Matrix	Bottle Type	Preserve	Field Data (pH / Temperature) pH: Field Lab
EFF	7/27/21	10:59	1	pH, T.Res.Chlorine	Grab	AQ	500ml Plastic	4°C	
"	"	"	1	Total Coliform, Fecal Coliform	Grab	AQ	Coli Bottle	4°C, ST	

RECEIVED
JUL 27 2021
By

Geotracker EDD:
Logcode: IPCI
Global ID: WDR100000359

	Signature	Print Name (Company)	Date	Time
Relinquished by		Mario Aguirre (IPC)	7/27/21	11:37
Received by		Richard Martinez PCL	7/27/21	1300
Relinquished by		Richard Martinez	7/27/21	1530
Received by				
Relinquished by				
Received in lab by		JUL 27 2021		1530

Sample Received Checklist

Temperature upon receipt: 4 °C

# of bottles agrees with COC?	(Yes)	No
Samples intact?	(Yes)	No
Samples properly preserved?	(Yes)	No
Samples in holding time?	(Yes)	No

Compliance Monitor

Initial Flow _____

Final Flow _____

Sample Type
(Grab)
Comp

Matrix
(AQ) - Water
SO -Soil / Sludge
OT - Other

Bottle Type
(P) - Plastic
G - Amber Glass
VOA - 40 ml Vial
(Coli) - bacteria

Preservations
HC - HCl
HS - H_2SO_4
HN - HNO_3
HP - H_3PO_4
OH - NaOH
(ST) - Sodium Thiosulfate
AA - Ascorbic Acid
AI - $AlCl_3$
Cu - $CuSO_4$

Note: Samples are discarded 30 days after results are reported, unless other arrangements are made.

Rev 2 Effective 5/1/17

Pat-Chem Laboratories
1824 1st Street
San Fernando, CA 91340

CHAIN OF CUSTODY RECORD

Phone (818) 639-5300
Fax (818) 639-5306

Environmental Sample

Sample I.D.#: 2160658

Customer: IPC - Integrated Performance Consultants, Inc.
Address: 9297 Research Drive
Irvine CA 92618

Project: (MCC) Daily EFF
Sampled by: Kyle Vardel
Report Attention: Ric Vardel / Golan Kfir

P.O. #:
Phone #: 949-382-9067

Sample Description	Date Sampled	Time Sampled	# of bottles	Required Tests	Sample Type	Matrix	Bottle Type	Preserve	Field Data (pH / Temperature) pH: Field Lab
EFF	7/28/21	1200	1	pH, T.Res.Chlorine	Grab	AQ	500ml Plastic	4°C	7.3/29.2°C
	7/28/21	1200	1	Total Coliform, Fecal Coliform	Grab	AQ	Coli Bottle	4°C, ST	

RECEIVED
JUL 28 2021
By

Geotracker EDD:
Logcode: IPCI
Global ID: WDR100000359

	Signature	Print Name (Company)	Date	Time
Relinquished by		Kyle Vardel (IPC)	7/28/21	1215
Received by		Juan V. (PCL)	7/28/21	1218
Relinquished by		Juan V. (PCL)	7/28/21	13:18
Received by				
Relinquished by				
Received in lab by			JUL 28 2021	1318

Sample Received Checklist

Temperature upon receipt: 4°C

# of bottles agrees with COC? (Yes) No
Samples intact? (Yes) No
Samples properly preserved? (Yes) No
Samples in holding time? (Yes) No

Compliance Monitor
Initial Flow _____
Final Flow _____

Sample Type: (Grab) Comp
Matrix: (AQ) - Water; SO -Soil / Sludge; OT - Other
Bottle Type: (P) - Plastic; G - Amber Glass; VOA - 40 ml Vial; (Coli) - bacteria

Preservations: HC - HCl; HS - H_2SO_4; HN - HNO_3; HP - H_3PO_4; OH - NaOH; (ST) - Sodium Thiosulfate; AA - Ascorbic Acid; Al - $AlCl_3$; Cu -$CuSO_4$

Note: Samples are discarded 30 days after results are reported, unless other arrangements are made.

Rev 2 Effective 5/1/17

Pat-Chem Laboratories
1824 1st Street
San Fernando, CA 91340

CHAIN OF CUSTODY RECORD

Phone (818) 639-5300
Fax (818) 639-5306

Environmental Sample

Sample I.D.#: 21G0677

Customer: IPC - Integrated Performance Consultants, Inc.		Project : (MCC) Daily EFF	
Address: 9297 Research Drive Irvine CA 92618	Sampled by: Golan Kfir Report Attention: Ric Vardel / Golan Kfir	P.O. #: Phone #: 949-382-9067	

Sample Description	Date Sampled	Time Sampled	# of bottles	Required Tests	Sample Type	Matrix	Bottle Type	Preserve	Field Data (pH / Temperature) pH: Field Lab
EFF	7/29/21	12:05	1	pH, T.Res.Chlorine	Grab	AQ	500ml Plastic	4°C	7.3 / 29.1°C
	"	"	1	Total Coliform, Fecal Coliform	Grab	AQ	Coli Bottle	4°C, ST	

RECEIVED
JUL 29 2021
By

Geotracker EDD:
Logcode: IPCI
Global ID: WDR100000359

Signature	Print Name (Company)	Date	Time
Relinquished by: GK	Golan IPC	7/29/21	12:10
Received by: Juan V.	Juan V. (PCL)	7/29/21	12:10
Relinquished by: Juan V.	Juan V. (PCL)	7/29/21	13:20
Received by:			
Relinquished by:			
Received in lab by: Abdul Jr.	JUL 29 2021		1320

Sample Received Checklist

Temperature upon receipt: 4°C

# of bottles agrees with COC?	Yes No
Samples intact?	Yes No
Samples properly preserved?	Yes No
Samples in holding time?	Yes No

Compliance Monitor

Initial Flow _____

Final Flow _____

Sample Type	Matrix	Bottle Type
Grab	AQ - Water	P - Plastic
Comp	SO - Soil / Sludge	G - Amber Glass
	OT - Other	VOA - 40 ml Vial
		Coli - bacteria

Preservations
HC - HCl
HS - H_2SO_4
HN - HNO_3
HP - H_3PO_4
OH - NaOH
ST - Sodium Thiosulfate
AA - Ascorbic Acid
AI - $AlCl_3$
Cu - $CuSO_4$

Note: Samples are discarded 30 days after results are reported, unless other arrangements are made.

Rev 2 Effective 5/1/17

Pat-Chem Laboratories
1824 1st Street
San Fernando, CA 91340

CHAIN OF CUSTODY RECORD

Phone (818) 639-5300
Fax (818) 639-5306

Environmental Sample

Sample I.D.#: 21G0701

Customer: IPC - Integrated Performance Consultants, Inc.		Project : (MCC) Daily EFF	
Address: 9297 Research Drive		Sampled by:	P.O. #:
Irvine CA 92618		Report Attention: Ric Vardel / Golan Kfir	Phone #: 949-382-9067

Sample Description	Date Sampled	Time Sampled	# of bottles	Required Tests	Sample Type	Matrix	Bottle Type	Preserv.	Field Data (pH / Temperature) pH: Field Lab
EFF	7/30/21	11:47	1	pH, T.Res.Chlorine	Grab	AQ	500ml Plastic	4°C	
"	"	"	1	Total Coliform, Fecal Coliform	Grab	AQ	Coli Bottle	4°C, ST	

RECEIVED
JUL 30 2021
By

Geotracker EDD:
Logcode: IPCI
Global ID: WDR100000359

	Signature	Print Name (Company)	Date	Time
Relinquished by		Mark Ayuso (IPC)	7/30/21	11:52
Received by		Richard Martinez PA	7/30/21	1320
Relinquished by		Richard Martinez PA	7/30/21	1530
Received by				
Relinquished by				
Received in lab by		JUL 30 2021		1530

Sample Received Checklist

Temperature upon receipt: 4.1 °C

# of bottles agrees with COC?	Yes No
Samples intact?	Yes No
Samples properly preserved?	Yes No
Samples in holding time?	Yes No

Compliance Monitor

Initial Flow _____

Final Flow _____

Sample Type	Preservations
Grab	HC - HCl
Comp	HS - H_2SO_4
Matrix	HN - HNO_3
AQ - Water	HP - H_3PO_4
SO -Soil / Sludge	OH - NaOH
OT - Other	ST - Sodium Thiosulfate
Bottle Type	AA - Ascorbic Acid
P - Plastic	Al - $AlCl_3$
G - Amber Glass	Cu -$CuSO_4$
VOA - 40 ml Vial	
Coli - bacteria	

Note: Samples are discarded 30 days after results are reported, unless other arrangements are made.

Rev 2 Effective 5/1/17

Pat-Chem Laboratories
1824 1st Street
San Fernando, CA 91340

CHAIN OF CUSTODY RECORD

Phone (818) 639-5300
Fax (818) 639-5306

Environmental Sample

Sample I.D.#: 210715

Customer: IPC - Integrated Performance Consultants, Inc.
Address: 9297 Research Drive
Irvine CA 92618

Project : (MCC) Daily EFF
Sampled by: Jesus Avalos
Report Attention: Ric Vardel / Golan Kfir

P.O. #:
Phone #: 949-382-9067

Sample Description	Date Sampled	Time Sampled	# of bottles	Required Tests	Sample Type	Matrix	Bottle Type	Preserv.	Field Data (pH / Temperature) pH: Field Lab
EFF	7/31/21	10:50	1	pH, T.Res.Chlorine	Grab	AQ	500ml Plastic	4°C	
"	"	"	1	Total Coliform, Fecal Coliform	Grab	AQ	Coli Bottle	4°C, ST	

Geotracker EDD:
Logcode: IPCI
Global ID: WDR100000359

Signature	Print Name (Company)	Date	Time
Relinquished by: Jesus Avalos	Jesus Avalos (IPC)	7/31/21	10:55
Received by	Richard Martinez PL	7/31/21	1100
Relinquished by			
Received by			
Relinquished by			
Received in lab by	Richard Martinez	7/31/21	1200

Sample Received Checklist

Temperature upon receipt: 4°C
# of bottles agrees with COC? (Yes) No
Samples intact? (Yes) No
Samples properly preserved? (Yes) No
Samples in holding time? (Yes) No

Compliance Monitor

Initial Flow _____
Final Flow _____

Sample Type
Grab
Comp

Matrix
AQ - Water
SO -Soil / Sludge
OT - Other

Bottle Type
P - Plastic
G - Amber Glass
VOA - 40 ml Vial
Coli - bacteria

Preservations
HC - HCl
HS - H_2SO_4
HN - HNO_3
HP - H_3PO_4
OH - NaOH
ST - Sodium Thiosulfate
AA - Ascorbic Acid
Al - $AlCl_3$
Cu - $CuSO_4$

Note: Samples are discarded 30 days after results are reported, unless other arrangements are made.

Rev 2 Effective 5/1/17

Pat-Chem Laboratories
1824 1st Street
San Fernando, CA 91340

CHAIN OF CUSTODY RECORD

Phone (818) 639-5300
Fax (818) 639-5306

Environmental Sample

Sample I.D.#: 21H0003

Customer: IPC - Integrated Performance Consultants, Inc.
Address: 9297 Research Drive
Irvine CA 92618

Project : (MCC) Daily EFF
Sampled by: Eric Morris
Report Attention: Ric Vardel / Golan Kfir

P.O. #:
Phone #: 949-382-9067

Sample Description	Date Sampled	Time Sampled	# of bottles	Required Tests	Sample Type	Matrix	Bottle Type	Preserv.	Field Data (pH / Temperature) pH: Field Lab
EFF	8/1/21	955	1	pH, T.Res.Chlorine	Grab	AQ	500ml Plastic	4°C	7.2
	"	"	1	Total Coliform, Fecal Coliform	Grab	AQ	Coli Bottle	4°C, ST	
	"	"							

RECEIVED
AUG 01 2021
By

Geotracker EDD:
Logcode: IPCI
Global ID: WDR100000359

	Signature	Print Name (Company)	Date	Time
Relinquished by		E. MORRIS IPC	8/1/21	10:00
Received by		Juan V. (PCL)	8/1/21	10:00
Relinquished by		Juan V. (PCL)	8/1/21	11:39
Received by				
Relinquished by				
Received in lab by		AUG 01 2021		11:39

Sample Received Checklist
Temperature upon receipt: 4°C
# of bottles agrees with COC? Yes No
Samples intact? Yes No
Samples properly preserved? Yes No
Samples in holding time? Yes No

Compliance Monitor
Initial Flow _____
Final Flow _____

Sample Type: Grab, Comp
Matrix: AQ - Water; SO -Soil / Sludge; OT - Other
Bottle Type: P - Plastic; G - Amber Glass; VOA - 40 ml Vial; Coli - bacteria

Preservations: HC - HCl; HS - H_2SO_4; HN - HNO_3; HP - H_3PO_4; OH - NaOH; ST - Sodium Thiosulfate; AA - Ascorbic Acid; Al - $AlCl_3$; Cu - $CuSO_4$

Note: Samples are discarded 30 days after results are reported, unless other arrangements are made.

Rev 2 Effective 5/1/17

PAT-CHEM LABORATORIES
QUALITY ANALYTICAL SERVICES SINCE 1987
1824 1st Street
San Fernando, CA 91340
(818) 639-5300 ph
(818) 639-5306 fx
pat-chem.com

Customer: **Integrated Performance Consultants, Inc.**
9297 Research Drive
Irvine CA, 92618

Attention: Ric Vardel
Report Date: 05-Aug-21 14:58
Subject: (MCC) Weekly INF

Project/P.O.#: (MCC) Weekly INF

Parameter	Method	QC Batch	RL	Prepared	Analyzed	Result	Notes
INF (Sample I.D.# : 21G0660-01) Collected: 27-Jul-21 By KV							
Physical Properties							
Total Suspended Solids	SM2540D	AG12927	1	29-Jul-21	30-Jul-21	**260 mg/l**	
Aggregate Organic Constituents							
Biochemical Oxygen Demand	SM 5210B	AG12920	2	29-Jul-21	03-Aug-21	**439 mg/l**	

Notes and Definitions

RL Reporting Limit - The lowest amount of a constituent that can be reliably quantified and reported.

Respectfully Submitted,



Steve Jefferson 8/5/2021
Laboratory Director

Pat-Chem Laboratories
1824 1st Street
San Fernando, CA 91340

CHAIN OF CUSTODY RECORD

Phone (818) 639-5300
Fax (818) 639-5306

Environmental Sample

Sample I.D.#: 2160660

Customer:	IPC - Integrated Performance Consultants, Inc.	Project:	(MCC) Weekly INF
Address:	9297 Research Drive	Sampled by:	Kyle Vardel
	Irvine CA 92618	Report Attention:	Ric Vardel / Golan Kfir
		P.O. #:	
		Phone #:	949-382-9067

Sample Description	Date Sampled	Time Sampled	# of bottles	Required Tests	Sample Type	Matrix	Bottle Type	Preserve	Field Data (pH / Temperature) pH: Field Lab
INF	7/27/21	2359	1	TSS	Comp	AQ	1-Liter Plastic	4°C	
	7/27/21	2359	1	BOD	Comp	AQ	1-Liter Plastic	4°C	

RECEIVED
JUL 28 2021
By

Geotracker EDD:
Logcode: IPCI
Global ID: WDR100000359

	Signature	Print Name (Company)	Date	Time
Relinquished by		Kyle Vardel (IPC)	7/28/21	1215
Received by		Juan Vazquez (PCL)	7/28/21	12:16
Relinquished by		Juan V. (PCL)	7/28/21	13:18
Received by				
Relinquished by				
Received in lab by		JUL 28 2021		1318

Sample Received Checklist

Temperature upon receipt: 4 °C

# of bottles agrees with COC?	(Yes)	No
Samples intact?	(Yes)	No
Samples properly preserved?	(Yes)	No
Samples in holding time?	(Yes)	No

Compliance Monitor

Initial Flow _____

Final Flow _____

Sample Type	Matrix	Bottle Type
(Grab)	AQ - Water	P - Plastic
Comp	SO - Soil / Sludge	G - Amber Glass
	OT - Other	VOA - 40 ml Vial
		Coli - bacteria

Preservations
HC - HCl
HS - H_2SO_4
HN - HNO_3
HP - H_3PO_4
OH - NaOH
ST - Sodium Thiosulfate
AA - Ascorbic Acid
AI - $AlCl_3$
Cu - $CuSO_4$

Note: Samples are discarded 30 days after results are reported, unless other arrangements are made.

Rev 2 Effective 5/1/17

PAT-CHEM
LABORATORIES

QUALITY ANALYTICAL SERVICES SINCE 1987

1824 1st Street
San Fernando, CA 91340
(818) 639-5300 ph
(818) 639-5306 fx
pat-chem.com

Customer: **Integrated Performance Consultants, Inc.**
9297 Research Drive
Irvine CA, 92618

Attention: Ric Vardel
Report Date: 05-Aug-21 16:01
Subject: (MCC) Weekly EFF

Project/P.O.#: (MCC) Weekly EFF

Parameter	Method	QC Batch	RL	Prepared	Analyzed	Result	Notes
EFF (Sample I.D.# : 21G0661-01) Collected: 28-Jul-21 By Carlos A. of IPC							
Physical Properties							
Total Suspended Solids	SM2540D	AG12927	1	29-Jul-21	30-Jul-21	**<1 mg/l**	
Inorganic Constituents							
Ammonia as N	EPA 350.1	AH10223	0.10	02-Aug-21	02-Aug-21	**<0.10 mg/l**	
Nitrate as N	EPA 353.2	AG13005	0.05	30-Jul-21	30-Jul-21	**0.63 mg/l**	
Nitrite as N	EPA 353.2	AG13005	0.05	30-Jul-21	30-Jul-21	**<0.05 mg/l**	
Total Kjeldahl Nitrogen	EPA 351.2	AH10429	0.10	04-Aug-21	05-Aug-21	**1.31 mg/l**	
EFF (Sample I.D.# : 21G0661-02) Collected: 27-Jul-21 By Carlos A. of IPC							
Aggregate Organic Constituents							
Biochemical Oxygen Demand	SM 5210B	AG12920	2	29-Jul-21	03-Aug-21	**2 mg/l**	

Notes and Definitions

RL Reporting Limit - The lowest amount of a constituent that can be reliably quantified and reported.

Respectfully Submitted,



Steve Jefferson 8/5/2021
Laboratory Director

Pat-Chem Laboratories
1824 1st Street
San Fernando, CA 91340

CHAIN OF CUSTODY RECORD

Phone (818) 639-5300
Fax (818) 639-5306

Environmental Sample

Sample I.D.#: 21G0661

Customer:	IPC - Integrated Performance Consultants, Inc.	Project :	(MCC) Weekly EFF
Address:	9297 Research Drive	Sampled by:	Kyle Vardel
	Irvine CA 92618	Report Attention:	Ric Vardel / Golan Kfir
		P.O. #:	
		Phone #:	949-382-9067

Sample Description	Date Sampled	Time Sampled	# of bottles	Required Tests	Sample Type	Matrix	Bottle Type	Preserve	Field Data (pH / Temperature) pH: Field Lab
EFF	7/28/21	1200	1	TSS	Grab	AQ	1-Liter-Plastic	4°C	
	7/28/21	1200	1	Ammonia, TKN	Grab	AQ	500ml Plastic	4°C	
	7/28/21	1200	1	Nitrate, Nitrite	Grab	AQ	250ml Plastic	4°C	
	7/27/21	2359	1	BOD	Comp	AQ	1-Liter-Plastic	4°C	

RECEIVED
JUL 28 2021
By

Geotracker EDD:
Logcode: IPCI
Global ID: WDR100000359

	Signature	Print Name (Company)	Date	Time
Relinquished by		Kyle Vardel (IPC)	7/28/21	1215
Received by		Juan Vasquez (PCL)	7/28/21	12:20
Relinquished by		Juan V (PCL)	7/28/21	13:18
Received by				
Relinquished by				
Received for Lab by		JUL 28 2021		1318

Sample Received Checklist

Temperature upon receipt: 4 °C

# of bottles agrees with COC?	Yes No
Samples intact?	Yes No
Samples properly preserved?	Yes No
Samples in holding time?	Yes No

Compliance Monitor

Initial Flow _____

Final Flow _____

Sample Type	Matrix	Bottle Type
~~Grab~~	**AQ** - Water	**P** - Plastic
Comp	**SO** -Soil / Sludge	**G** - Amber Glass
	OT - Other	**VOA** - 40 ml Vial
		Coli - bacteria

Preservations

HC - HCl
HS - H_2SO_4
HN - HNO_3
HP - H_3PO_4
OH - NaOH
ST - Sodium Thiosulfate
AA - Ascorbic Acid
AI - $AlCl_3$
Cu - $CuSO_4$

Note: Samples are discarded 30 days after results are reported, unless other arrangements are made.

Rev 2 Effective 5/1/17

PAT-CHEM
LABORATORIES

QUALITY ANALYTICAL SERVICES SINCE 1987

1824 1st Street
San Fernando, CA 91340
(818) 639-5300 ph
(818) 639-5306 fx
pat-chem.com

Customer: **Integrated Performance Consultants, Inc.**
9297 Research Drive
Irvine CA, 92618

Attention: Ric Vardel
Report Date: 21-Sep-21 16:30
Subject: (MCC) Quarterly EFF

Project/P.O.#: (MCC) Quarterly EFF

EFF (Sample I.D.# : 21G0700-01) Collected: 30-Jul-21 By MA of IPC

Parameter	Method	QC Batch	RL	Prepared	Analyzed	Result	Notes
Physical Properties							
Total Alkalinity	SM 2320B	AH10333	1	03-Aug-21	03-Aug-21	**172 mg/l**	
Carbonate Alkalinity	SM 2320B	AH10333	1	03-Aug-21	03-Aug-21	**<1 mg/l**	
Bicarbonate Alkalinity	SM 2320B	AH10333	1	03-Aug-21	03-Aug-21	**172 mg/l**	
Hydroxide Alkalinity	SM 2320B	AH10333	1	03-Aug-21	03-Aug-21	**<1 mg/l**	
Color	SM 2120 C	AH10222	5.0	02-Aug-21	02-Aug-21	**21.6 CU**	
Specific Conductance (EC)	SM 2510B	AH10329	0.1	03-Aug-21	03-Aug-21	**1420 uS/cm**	
Odor	SM 2150B	AH12350	1	30-Jul-21	30-Jul-21	**<1 T.O.N.**	
Inorganic Constituents							
Silver	EPA 200.8	AH10218	0.2	02-Aug-21	03-Aug-21	**<0.2 ug/l**	
Aluminum	EPA 200.8	AH10218	5.0	02-Aug-21	03-Aug-21	**29 ug/l**	
Fluoride	EPA 300.0	AH10234	0.10	02-Aug-21	02-Aug-21	**1.50 mg/l**	
Arsenic	EPA 200.8	AH10218	0.2	02-Aug-21	03-Aug-21	**1.9 ug/l**	
Barium	EPA 200.8	AH10218	0.5	02-Aug-21	03-Aug-21	**30 ug/l**	
Beryllium	EPA 200.8	AH10218	0.2	02-Aug-21	03-Aug-21	**<0.2 ug/l**	
Calcium	EPA 200.7	AH10219	0.10	02-Aug-21	05-Aug-21	**61.2 mg/l**	
Cadmium	EPA 200.8	AH10218	0.2	02-Aug-21	03-Aug-21	**<0.2 ug/l**	
Chromium - Total	EPA 200.8	AH10218	0.2	02-Aug-21	03-Aug-21	**2.6 ug/l**	
Copper	EPA 200.8	AH10218	0.2	02-Aug-21	03-Aug-21	**1.5 ug/l**	
Cyanide (total)	SM 4500-CN-E	AH10527	0.0040	05-Aug-21	05-Aug-21	**0.0110 mg/l**	
Iron	EPA 200.7	AH10219	0.02	02-Aug-21	05-Aug-21	**0.03 mg/l**	
Mercury	EPA 245.1	AH10419	0.20	04-Aug-21	04-Aug-21	**<0.20 ug/l**	
Magnesium	EPA 200.7	AH10219	0.10	02-Aug-21	05-Aug-21	**26.7 mg/l**	
Manganese	EPA 200.8	AH10218	0.5	02-Aug-21	03-Aug-21	**19 ug/l**	
Nickel	EPA 200.8	AH10218	0.5	02-Aug-21	03-Aug-21	**4.8 ug/l**	
Lead	EPA 200.8	AH10218	0.2	02-Aug-21	03-Aug-21	**<0.2 ug/l**	
pH	SM 4500H-B	AH10221	0.1	30-Jul-21	02-Aug-21	**7.6 pH Units**	A-01

Respectfully Submitted,



Steve Jefferson 9/21/2021
Laboratory Director

PAT-CHEM LABORATORIES
QUALITY ANALYTICAL SERVICES SINCE 1987
1824 1st Street
San Fernando, CA 91340
(818) 639-5300 ph
(818) 639-5306 fx
pat-chem.com

Customer: **Integrated Performance Consultants, Inc.**
9297 Research Drive
Irvine CA, 92618

Attention: Ric Vardel
Report Date: 21-Sep-21 16:30
Subject: (MCC) Quarterly EFF

Project/P.O.#: (MCC) Quarterly EFF

Parameter	Method	QC Batch	RL	Prepared	Analyzed	Result	Notes
EFF (Sample I.D.# : 21G0700-01) Collected: 30-Jul-21 By MA of IPC							
Inorganic Constituents							
Antimony	EPA 200.8	AH10218	1.0	02-Aug-21	03-Aug-21	**1.7 ug/l**	
Selenium	EPA 200.8	AH10218	2.0	02-Aug-21	03-Aug-21	**<2.0 ug/l**	
Thallium	EPA 200.8	AH10218	1.0	02-Aug-21	03-Aug-21	**<1.0 ug/l**	
Uranium	EPA 200.8	AH10218	0.7	02-Aug-21	03-Aug-21	**0.7 pCi/L**	
Zinc	EPA 200.8	AH10218	1.0	02-Aug-21	03-Aug-21	**17 ug/l**	
Aggregate Organic Constituents							
MBAS	SM 5540 C	AH10128	0.20	01-Aug-21	01-Aug-21	**<0.20 mg/l**	
Volatile Organic Chemicals (VOCs)							
Benzene	EPA 524.2	AH10424	0.5	04-Aug-21	04-Aug-21	**<0.5 ug/l**	
Carbon tetrachloride	EPA 524.2	AH10424	0.5	04-Aug-21	04-Aug-21	**<0.5 ug/l**	
1,2-Dichlorobenzene	EPA 524.2	AH10424	0.5	04-Aug-21	04-Aug-21	**<0.5 ug/l**	
1,4-Dichlorobenzene	EPA 524.2	AH10424	0.5	04-Aug-21	04-Aug-21	**<0.5 ug/l**	
1,1-Dichloroethane	EPA 524.2	AH10424	0.5	04-Aug-21	04-Aug-21	**<0.5 ug/l**	
1,2-Dichloroethane	EPA 524.2	AH10424	0.5	04-Aug-21	04-Aug-21	**<0.5 ug/l**	
1,1-Dichloroethylene	EPA 524.2	AH10424	0.5	04-Aug-21	04-Aug-21	**<0.5 ug/l**	
cis-1,2-Dichloroethylene	EPA 524.2	AH10424	0.5	04-Aug-21	04-Aug-21	**<0.5 ug/l**	
trans-1,2-Dichloroethylene	EPA 524.2	AH10424	0.5	04-Aug-21	04-Aug-21	**<0.5 ug/l**	
Methylene chloride (Dichloromethane)	EPA 524.2	AH10424	0.5	04-Aug-21	04-Aug-21	**<0.5 ug/l**	
1,2-Dichloropropane	EPA 524.2	AH10424	0.5	04-Aug-21	04-Aug-21	**<0.5 ug/l**	
cis-1,3-Dichloropropene	EPA 524.2	AH10424	0.5	04-Aug-21	04-Aug-21	**<0.5 ug/l**	
trans-1,3-Dichloropropene	EPA 524.2	AH10424	0.5	04-Aug-21	04-Aug-21	**<0.5 ug/l**	
Ethylbenzene	EPA 524.2	AH10424	0.5	04-Aug-21	04-Aug-21	**<0.5 ug/l**	
Methyl tert-butyl ether	EPA 524.2	AH10424	0.5	04-Aug-21	04-Aug-21	**<0.5 ug/l**	
Chlorobenzene	EPA 524.2	AH10424	0.5	04-Aug-21	04-Aug-21	**<0.5 ug/l**	
Styrene	EPA 524.2	AH10424	0.5	04-Aug-21	04-Aug-21	**<0.5 ug/l**	
1,1,2,2-Tetrachloroethane	EPA 524.2	AH10424	0.5	04-Aug-21	04-Aug-21	**<0.5 ug/l**	

Respectfully Submitted,

Steve Jefferson 9/21/2021
Laboratory Director

PAT-CHEM LABORATORIES
QUALITY ANALYTICAL SERVICES SINCE 1987
1824 1st Street
San Fernando, CA 91340
(818) 639-5300 ph
(818) 639-5306 fx
pat-chem.com

Customer: **Integrated Performance Consultants, Inc.**
9297 Research Drive
Irvine CA, 92618

Attention: Ric Vardel
Report Date: 21-Sep-21 16:30
Subject: (MCC) Quarterly EFF

Project/P.O.#: (MCC) Quarterly EFF

Parameter	Method	QC Batch	RL	Prepared	Analyzed	Result	Notes
EFF (Sample I.D.# : 21G0700-01) Collected: 30-Jul-21 By MA of IPC							
Volatile Organic Chemicals (VOCs)							
Tetrachloroethylene	EPA 524.2	AH10424	0.5	04-Aug-21	04-Aug-21	**<0.5 ug/l**	
Toluene	EPA 524.2	AH10424	0.5	04-Aug-21	04-Aug-21	**<0.5 ug/l**	
1,2,4-Trichlorobenzene	EPA 524.2	AH10424	0.5	04-Aug-21	04-Aug-21	**<0.5 ug/l**	
1,1,1-Trichloroethane	EPA 524.2	AH10424	0.5	04-Aug-21	04-Aug-21	**<0.5 ug/l**	
1,1,2-Trichloroethane	EPA 524.2	AH10424	0.5	04-Aug-21	04-Aug-21	**<0.5 ug/l**	
Trichloroethylene	EPA 524.2	AH10424	0.5	04-Aug-21	04-Aug-21	**<0.5 ug/l**	
Trichlorofluoromethane (Freon 11)	EPA 524.2	AH10424	0.5	04-Aug-21	04-Aug-21	**<0.5 ug/l**	
1,1,2-Trichloro-1,2,2-trifluoroethane	EPA 524.2	AH10424	0.5	04-Aug-21	04-Aug-21	**<0.5 ug/l**	
Vinyl chloride	EPA 524.2	AH10424	0.5	04-Aug-21	04-Aug-21	**<0.5 ug/l**	
m,p-Xylene	EPA 524.2	AH10424	0.5	04-Aug-21	04-Aug-21	**<0.5 ug/l**	
o-Xylene	EPA 524.2	AH10424	0.5	04-Aug-21	04-Aug-21	**<0.5 ug/l**	
Bromodichloromethane	EPA 524.2	AH10424	0.5	04-Aug-21	04-Aug-21	**4.4 ug/l**	
Bromoform	EPA 524.2	AH10424	0.5	04-Aug-21	04-Aug-21	**<0.5 ug/l**	
Chloroform	EPA 524.2	AH10424	0.5	04-Aug-21	04-Aug-21	**22.4 ug/l**	
Dibromochloromethane	EPA 524.2	AH10424	0.5	04-Aug-21	04-Aug-21	**<0.5 ug/l**	
Surrogate: Bromofluorobenzene	EPA 524.2	AH10424		04-Aug-21	04-Aug-21	*84.2 % (80-120)*	
Surrogate: Dibromofluoromethane	EPA 524.2	AH10424		04-Aug-21	04-Aug-21	*97.1 % (80-120)*	
Surrogate: Toluene-d8	EPA 524.2	AH10424		04-Aug-21	04-Aug-21	*95.0 % (80-120)*	
Disinfection Byproducts							
Monochloroacetic Acid	EPA 552.2	AH10220	1.00	02-Aug-21	02-Aug-21	**2.09 ug/l**	
Dichloroacetic Acid	EPA 552.2	AH10220	1.00	02-Aug-21	02-Aug-21	**8.27 ug/l**	
Trichloroacetic Acid	EPA 552.2	AH10220	1.00	02-Aug-21	02-Aug-21	**3.42 ug/l**	
Monobromoacetic Acid	EPA 552.2	AH10220	1.00	02-Aug-21	02-Aug-21	**<1.00 ug/l**	
Dibromoacetic Acid	EPA 552.2	AH10220	1.00	02-Aug-21	02-Aug-21	**<1.00 ug/l**	
Surrogate: 2,3-Dibromopropionic Acid	EPA 552.2	AH10220		02-Aug-21	02-Aug-21	*61.4 % (60-140)*	
Bromate	EPA 300.1	AH10338	5.0	03-Aug-21	03-Aug-21	**22.1 ug/l**	
Chlorite	EPA 300.1	AH10338	20.0	03-Aug-21	03-Aug-21	**27.2 ug/l**	

Respectfully Submitted,

Steve Jefferson 9/21/2021
Laboratory Director

PAT-CHEM LABORATORIES
QUALITY ANALYTICAL SERVICES SINCE 1987
1824 1st Street
San Fernando, CA 91340
(818) 639-5300 ph
(818) 639-5306 fx
pat-chem.com

Customer: **Integrated Performance Consultants, Inc.**
9297 Research Drive
Irvine CA, 92618

Attention: Ric Vardel
Report Date: 21-Sep-21 16:30
Subject: (MCC) Quarterly EFF

Project/P.O.#: (MCC) Quarterly EFF

Parameter	Method	QC Batch	RL	Prepared	Analyzed	Result	Notes
EFF (Sample I.D.# : 21G0700-01) Collected: 30-Jul-21 By MA of IPC							
Disinfection Byproducts							
Haloacetic Acids (HAA5)	[CALC]	[CALC]	1.00	04-Aug-21	02-Aug-21	**14.7 ug/l**	
Total Trihalomethanes	[CALC]	[CALC]	2.00	04-Aug-21	04-Aug-21	**27.3 ug/l**	
Synthetic Organic Chemicals (SOCs)							
1,2-Dibromo-3-Chloropropane (DBCP)	EPA 504.1	AH11752	0.010	13-Aug-21	16-Aug-21	**<0.010 ug/l**	
Ethylene Dibromide (EDB)	EPA 504.1	AH11752	0.020	13-Aug-21	16-Aug-21	**<0.020 ug/l**	
Di(2-ethylhexyl)adipate	EPA 506	AH10428	2.0	04-Aug-21	06-Aug-21	**<2.0 ug/l**	
Di(2-ethylhexyl)phthalate	EPA 506	AH10428	2.0	04-Aug-21	06-Aug-21	**<2.0 ug/l**	
Surrogate: o-Terphenyl	EPA 506	AH10428		04-Aug-21	06-Aug-21	*90.4 % (50-120)*	
Alachlor	EPA 507	AH10427	0.2	04-Aug-21	11-Aug-21	**<0.2 ug/l**	
Atrazine	EPA 507	AH10427	0.2	04-Aug-21	11-Aug-21	**<0.2 ug/l**	
Molinate	EPA 507	AH10427	0.2	04-Aug-21	11-Aug-21	**<0.2 ug/l**	
Simazine	EPA 507	AH10427	0.2	04-Aug-21	11-Aug-21	**<0.2 ug/l**	
Thiobencarb (Bolero)	EPA 507	AH10427	0.2	04-Aug-21	11-Aug-21	**<0.2 ug/l**	
Surrogate: 1,3-Dimethyl-2-nitrobenzene	EPA 507	AH10427		04-Aug-21	11-Aug-21	*48.6 % (40-120)*	
Chlordane	EPA 508	AH10614	0.1	06-Aug-21	21-Aug-21	**<0.1 ug/l**	
Endrin	EPA 508	AH10614	0.01	06-Aug-21	21-Aug-21	**<0.01 ug/l**	
Heptachlor	EPA 508	AH10614	0.01	06-Aug-21	21-Aug-21	**<0.01 ug/l**	
Heptachlor Epoxide	EPA 508	AH10614	0.01	06-Aug-21	21-Aug-21	**<0.01 ug/l**	
Hexachlorobenzene	EPA 508	AH10614	0.01	06-Aug-21	21-Aug-21	**<0.01 ug/l**	
Hexachlorocyclopentadiene	EPA 508	AH10614	0.01	06-Aug-21	21-Aug-21	**<0.01 ug/l**	
gamma-BHC (Lindane)	EPA 508	AH10614	0.01	06-Aug-21	21-Aug-21	**<0.01 ug/l**	
Methoxychlor	EPA 508	AH10614	0.05	06-Aug-21	21-Aug-21	**<0.05 ug/l**	
Aroclor 1016 (PCB)	EPA 508	AH10614	0.1	06-Aug-21	21-Aug-21	**<0.1 ug/l**	
Aroclor 1221 (PCB)	EPA 508	AH10614	0.1	06-Aug-21	21-Aug-21	**<0.1 ug/l**	
Aroclor 1232 (PCB)	EPA 508	AH10614	0.1	06-Aug-21	21-Aug-21	**<0.1 ug/l**	
Aroclor 1242 (PCB)	EPA 508	AH10614	0.1	06-Aug-21	21-Aug-21	**<0.1 ug/l**	

Respectfully Submitted,

Steve Jefferson 9/21/2021
Laboratory Director

PAT-CHEM LABORATORIES
QUALITY ANALYTICAL SERVICES SINCE 1987
1824 1st Street
San Fernando, CA 91340
(818) 639-5300 ph
(818) 639-5306 fx
pat-chem.com

Customer: **Integrated Performance Consultants, Inc.**
9297 Research Drive
Irvine CA, 92618

Attention: Ric Vardel
Report Date: 21-Sep-21 16:30
Subject: (MCC) Quarterly EFF

Project/P.O.#: (MCC) Quarterly EFF

Parameter	Method	QC Batch	RL	Prepared	Analyzed	Result	Notes
EFF (Sample I.D.# : 21G0700-01) Collected: 30-Jul-21 By MA of IPC							
Synthetic Organic Chemicals (SOCs)							
Aroclor 1248 (PCB)	EPA 508	AH10614	0.1	06-Aug-21	21-Aug-21	**<0.1 ug/l**	
Aroclor 1254 (PCB)	EPA 508	AH10614	0.1	06-Aug-21	21-Aug-21	**<0.1 ug/l**	
Aroclor 1260 (PCB)	EPA 508	AH10614	0.1	06-Aug-21	21-Aug-21	**<0.1 ug/l**	
Total PCBs	EPA 508	AH10614	0.1	06-Aug-21	21-Aug-21	**<0.1 ug/l**	
Toxaphene	EPA 508	AH10614	0.1	06-Aug-21	21-Aug-21	**<0.1 ug/l**	
Surrogate: Tetrachloro-m-xylene	EPA 508	AH10614		06-Aug-21	21-Aug-21	*52.0 % (50-120)*	
Surrogate: Decachlorobiphenyl	EPA 508	AH10614		06-Aug-21	21-Aug-21	*57.5 % (50-120)*	
Bentazon	EPA 515.1	AH10332	1.0	03-Aug-21	11-Aug-21	**<1.0 ug/l**	
2,4-D	EPA 515.1	AH10332	1.0	03-Aug-21	11-Aug-21	**<1.0 ug/l**	
Dalapon	EPA 515.1	AH10332	5.0	03-Aug-21	11-Aug-21	**<5.0 ug/l**	
Dinoseb	EPA 515.1	AH10332	1.0	03-Aug-21	11-Aug-21	**<1.0 ug/l**	
Pentachlorophenol (PCP)	EPA 515.1	AH10332	0.1	03-Aug-21	11-Aug-21	**<0.1 ug/l**	
Picloram	EPA 515.1	AH10332	1.0	03-Aug-21	11-Aug-21	**<1.0 ug/l**	
2,4,5-TP	EPA 515.1	AH10332	0.2	03-Aug-21	11-Aug-21	**<0.2 ug/l**	
Surrogate: 2,4-DCAA	EPA 515.1	AH10332		03-Aug-21	11-Aug-21	*84.4 % (60-140)*	
Benzo (a) pyrene	EPA 550	AH10224	0.05	02-Aug-21	09-Aug-21	**<0.05 ug/l**	
Surrogate: Decafluorobiphenyl	EPA 550	AH10224		02-Aug-21	09-Aug-21	*72.6 % (45-120)*	
Carbofuran	EPA 8321A	AH10613	1.0	06-Aug-21	16-Aug-21	**<1.0 ug/l**	
Oxamyl	EPA 8321A	AH10613	2.0	06-Aug-21	16-Aug-21	**<2.0 ug/l**	
Surrogate: Atrazine	EPA 8321A	AH10613		06-Aug-21	16-Aug-21	*73.5 % (60-140)*	

Respectfully Submitted,

Steve Jefferson 9/21/2021
Laboratory Director

PAT-CHEM
LABORATORIES

QUALITY ANALYTICAL SERVICES SINCE 1987

1824 1st Street
San Fernando, CA 91340
(818) 639-5300 ph
(818) 639-5306 fx
pat-chem.com

Customer: **Integrated Performance Consultants, Inc.**
9297 Research Drive
Irvine CA, 92618

Attention: Ric Vardel
Report Date: 21-Sep-21 16:30
Subject: (MCC) Quarterly EFF

Project/P.O.#: (MCC) Quarterly EFF

Notes and Definitions

A-01 Langelier Index = -0.3 (Non-Corrosive)

RL Reporting Limit - The lowest amount of a constituent that can be reliably quantified and reported.

Respectfully Submitted,

Steve Jefferson 9/21/2021
Laboratory Director

LA Testing
520 Mission Street South Pasadena, CA 91030
Phone/Fax: (323) 254-9960 / (323) 254-9982
http://www.LATesting.com / pasadenalab@latesting.com

LA Testing Order ID: 322113967
Customer ID: PTCM42
Customer PO:
Project ID:

Attn: Steve Berentsen
Pat Chem Laboratories
1824 1st St
San Fernando, CA 91340

Phone: (805) 532-0012
Fax:
Received: 08/02/2021
Analyzed: 08/11/2021

Proj: 21G0700

Test Report: Determination of Asbestos Structures ≥ 0.5 µm & > 10µm in Water Performed by the 100.2 Method (EPA 600/R-94/134)

Sample ID Client / EMSL	Sample Filtration Date/Time	Original Sample Vol. Filtered (ml)	Effective Filter Area (mm²)	Area Analyzed (mm²)	ASBESTOS					
						Asbestos Types	Fibers Detected	Analytical Sensitivity	Concentration	Confidence Limits
								MFL (million fibers per liter)		
21G0700-01 322113967-0001	8/3/2021 09:50 AM	30	1288	0.2227	≥ 0.5 µm	None Detected	ND	0.19	<0.19	0.00 - 0.71
					> 10 µm only	None Detected	ND	0.19	<0.19	0.00 - 0.71

Collection Date/Time: *07/30/2021 11:20 AM*

Sample ozonated prior to analysis due to lab receipt time exceeding 48hr method hold time.

Analyst(s)
Kyeong Corbin (1)

Jerry Drapala Ph.D, Laboratory Manager
or Other Approved Signatory

Any questions please contact Jerry Drapala.

Initial report from: 08/11/2021 14:24:37

LA Testing maintains liability limited to cost of analysis. Interpretation and use of test results are the responsibility of the client. This report relates only to the samples reported above, and may not be reproduced, except in full, without written approval by LA Testing. LA Testing bears no responsibility for sample collection activities or analytical method limitations. The report reflects the samples as received. Results are generated from the field sampling data (sampling volumes and areas, locations, etc.) provided by the client on the Chain of Custody. Samples are within quality control criteria and met method specifications unless otherwise noted. Estimation of uncertainty is available on request. Sample collection and containers provided by the client, acceptable bottle blank level is defined as ≤0.01MFL>10um. ND=None Detected. No Fibers Detected: the value will be reported as less than 369% of the concentration equivalent to one fiber. 1 to 4 fibers: The result will be reported as less than the corresponding upper 95% confidence limit (Poisson),5 to 30 fibers: Mean and 95% confidence intervals will be reported on the basis of the Poisson assumption. When more than 30 fibers are counted, both the Gaussian 95% confidence interval and the Poisson 95% confidence interval will be calculated. The large of these two intervals will be selected for data reporting. When the Gaussian 95% confidence interval is selected for data reporting, the Poisson will also be noted.

Samples analyzed by LA Testing South Pasadena, CA CA ELAP 2283

SUBCONTRACT ORDER

Pat-Chem Laboratories

21G0700

#322113967

SENDING LABORATORY:

Pat-Chem Laboratories
1824 First Street
San Fernando, CA 91340
Phone: 818-639-5300
Fax: 818-639-5306
Project Manager: Stephen Berentsen

RECEIVING LABORATORY:

LA Testing
520 Mission St,
South Pasadena, CA 91030
Phone :(800) 303-0047
Fax:

Analysis		Due	Expires	Laboratory ID	Comments
Sample ID: 21G0700-01	WASTE **Water**	**Sampled: 30-Jul-21 11:20**			**Wastewater/IPC [MCC] EFF-Quarterly**
Asbestos Water		16-Aug-21 12:00	26-Jan-22 11:20		
Containers Supplied:					

14.3°C

Released By	Date	Received By	Date
[signature]	AUG 02 2021	[signature]	WED 08/02/2021 1530
Released By	Date	Received By	Date

WECK LABORATORIES, INC.

Certificate of Analysis

FINAL REPORT

Work Orders:	1H13065
Project:	21G0700
Attn:	Steven Jefferson
Client:	Pat-Chem Laboratories, Inc. 1824 1st Street San Fernando, CA 91340

Report Date:	9/17/2021
Received Date:	8/13/2021
Turnaround Time:	Normal
Phones:	(818) 639-5300
Fax:	(818) 639-5306
P.O. #:	
Billing Code:	

DoD-ELAP ANAB #ADE-2882 • DoD-ISO ANAB # • ELAP-CA #1132 • EPA-UCMR #CA00211 • Guam-EPA #17-008R • HW-DOH #4047 • ISO17025 ANAB #L2457.01 • LACSD #10143 • NELAP-OR #4047 • NJ-DEP #CA015 • SCAQMD #93LA1006

This is a complete final report. The information in this report applies to the samples analyzed in accordance with the chain-of-custody document. Weck Laboratories certifies that the test results meet all requirements of TNI unless noted by qualifiers or written in the Case Narrative. This analytical report must be reproduced in its entirety.

Dear Steven Jefferson,

Enclosed are the results of analyses for samples received 8/13/21 with the Chain-of-Custody document. The samples were received in good condition, at 10.8 °C. All analyses met the method criteria except as noted in the case narrative or in the report with data qualifiers.

Reviewed by:

Rahul R. Nair
Project Manager

14859 Clark Avenue,City of Industry CA, 91745 | Phone: (626) 336-2139 | Fax: (626) 336-2634

www.wecklabs.com

Pat-Chem Laboratories, Inc.
1824 1st Street
San Fernando, CA 91340

Project Number: 21G0700

Project Manager: Steven Jefferson

Reported:
09/17/2021 10:17

Sample Summary

Sample Name	Sampled By	Lab ID	Matrix	Sampled	Qualifiers
21G0700-01	Client	1H13065-01	Water	08/13/21 06:45	

14859 Clark Avenue,City of Industry CA, 91745 | Phone: (626) 336-2139 | Fax: (626) 336-2634
www.wecklabs.com

Pat-Chem Laboratories, Inc.
1824 1st Street
San Fernando, CA 91340

Project Number: 21G0700

Project Manager: Steven Jefferson

Reported:
09/17/2021 10:17

Sample Results

Sample: 21G0700-01
1H13065-01 (Water)

Sampled: 08/13/21 6:45 by Client

Analyte	Result	MRL	Units	Dil	Analyzed	Qualifier
Diquat and Paraquat by EPA 549.2						
Method: EPA 549.2		**Instr:** LC10				
Batch ID: W1H1229 **Preparation:** EPA 549.2/SPE		**Prepared:** 08/18/21 10:37				**Analyst:** PJS
Diquat	ND	4.0	ug/l	1	08/25/21	A-01

14859 Clark Avenue,City of Industry CA, 91745 | Phone: (626) 336-2139 | Fax: (626) 336-2634
www.wecklabs.com

Pat-Chem Laboratories, Inc.
1824 1st Street
San Fernando, CA 91340

Project Number: 21G0700

Project Manager: Steven Jefferson

Reported:
09/17/2021 10:17

Quality Control Results

Diquat and Paraquat by EPA 549.2

Analyte	Result	MRL	Units	Spike Level	Source Result	%REC	%REC Limits	RPD	RPD Limit	Qualifier
Batch: W1H1229 - EPA 549.2										
Blank (W1H1229-BLK1)				**Prepared: 08/18/21**	**Analyzed: 08/25/21**					
Diquat	ND	4.0	ug/l							
LCS (W1H1229-BS1)				**Prepared: 08/18/21**	**Analyzed: 08/25/21**					
Diquat	14.8	4.0	ug/l	20.0		74	70-130			
Matrix Spike (W1H1229-MS1)	**Source: 1H13040-01**			**Prepared: 08/18/21**	**Analyzed: 08/25/21**					
Diquat	16.1	4.0	ug/l	20.0	ND	81	46-122			
Matrix Spike Dup (W1H1229-MSD1)	**Source: 1H13040-01**			**Prepared: 08/18/21**	**Analyzed: 08/25/21**					
Diquat	7.86	4.0	ug/l	20.0	ND	39	46-122	69	30	MS-05

14859 Clark Avenue,City of Industry CA, 91745 | Phone: (626) 336-2139 | Fax: (626) 336-2634
www.wecklabs.com

Pat-Chem Laboratories, Inc.
1824 1st Street
San Fernando, CA 91340

Project Number: 21G0700

Project Manager: Steven Jefferson

Reported:
09/17/2021 10:17

Notes and Definitions

Item	Definition
A-01	Sample was received in the incorrect container.
MS-05	The spike recovery and/or RPD were outside acceptance limits for the MS and/or MSD due to possible matrix interference. The LCS and/or LCSD were within acceptance limits showing that the laboratory is in control and the data is acceptable.
%REC	Percent Recovery
Dil	Dilution
MRL	The minimum levels, concentrations, or quantities of a target variable (e.g., target analyte) that can be reported with a specified degree of confidence. The MRL is also known as Limit of Quantitation (LOQ)
ND	NOT DETECTED at or above the Method Reporting Limit (MRL). If Method Detection Limit (MDL) is reported, then ND means not detected at or above the MDL.
RPD	Relative Percent Difference
Source	Sample that was matrix spiked or duplicated.

Any remaining sample(s) will be disposed of one month from the final report date unless other arrangements are made in advance.

All results are expressed on wet weight basis unless otherwise specified.

All samples collected by Weck Laboratories have been sampled in accordance to laboratory SOP Number MIS002.

14859 Clark Avenue,City of Industry CA, 91745 | Phone: (626) 336-2139 | Fax: (626) 336-2634

www.wecklabs.com

August 31, 2021

Pat-Chem Laboratories
ATTN:Steven Jefferson
1824 1st St
San Fernando, CA 91340

Lab ID : SP 2110491
Customer : 2-12670

Laboratory Report

Introduction: This report package contains total of 6 pages divided into 3 sections:

Case Narrative	(2 pages)	: An overview of the work performed at FGL.
Sample Results	(2 pages)	: Results for each sample submitted.
Quality Control	(2 pages)	: Supporting Quality Control (QC) results.

Case Narrative

This Case Narrative pertains to the following samples:

Sample Description	Date Sampled	Date Received	FGL Lab ID #	Matrix
21G0700-01	07/30/2021	08/03/2021	SP 2110491-001	WW

Sampling and Receipt Information: All samples were received in acceptable condition and within temperature requirements, unless noted on the Condition Upon Receipt (CUR) form. All samples arrived on ice. All samples were prepared and analyzed within the method specified hold time. All samples were checked for pH if acid or base preservation is required (except for VOAs). For details of sample receipt information, please see the attached Chain of Custody and Condition Upon Receipt Form.

Quality Control: All samples were prepared and analyzed according to the following tables:

Radio QC

900.0	08/30/2021:213467 All analysis quality controls are within established criteria.
	08/10/2021:209108 All preparation quality controls are within established criteria (performed at FGL-SP ELAP# 1573).
903.0	08/27/2021:213322 All analysis quality controls are within established criteria.
	08/22/2021:209386 All preparation quality controls are within established criteria (performed at FGL-SP ELAP# 1573).
906.0	08/09/2021:212231 All analysis quality controls are within established criteria.
	08/06/2021:208935 All preparation quality controls are within established criteria (performed at FGL-SP ELAP# 1573).
Ra - 05	08/22/2021:213068 All analysis quality controls are within established criteria.
	08/16/2021:208997 All preparation quality controls are within established criteria (performed at FGL-SP ELAP# 1573).

Corporate Offices & Laboratory
853 Corporation Street
Santa Paula, CA 93060
TEL: (805)392-2000
Env FAX: (805)525-4172 / Ag FAX: (805)392-2063
CA ELAP Certification No. 1573

Office & Laboratory
2500 Stagecoach Road
Stockton, CA 95215
TEL: (209)942-0182
FAX: (209)942-0423
CA ELAP Certification No. 1563

Office & Laboratory
563 E. Lindo Avenue
Chico, CA 95926
TEL: (530)343-5818
FAX: (530)343-3807
CA ELAP Certification No. 2670

Office & Laboratory
3442 Empresa Drive, Suite D
San Luis Obispo, CA 93401
TEL: (805)783-2940
FAX: (805)783-2912
CA ELAP Certification No. 2775

Office & Laboratory
9415 W. Goshen Avenue
Visalia, CA 93291
TEL: (559)734-9473
FAX: (559)734-8435
CA ELAP Certification No. 2810

August 31, 2021 Lab ID : SP 2110491
Pat-Chem Laboratories Customer : 2-12670

Inorganic - Wet Chemistry QC

314.0	08/12/2021:212471 All analysis quality controls are within established criteria, except: The following note applies to Perchlorate: 360 CCV above Acceptance Range (AR). Samples which were non detect for this analyte were accepted.
	08/11/2021:209257 All preparation quality controls are within established criteria (performed at FGL-SP ELAP# 1573), except: The following note applies to Perchlorate: 310 LCS above Acceptance Range (AR). Samples which were non detect for this analyte were accepted.

Certification:: I certify that this data package is in compliance with ELAP standards, both technically and for completeness, except for any conditions listed above. Release of the data contained in this data package is authorized by the Laboratory Director or his designee, as verified by the following electronic signature.

KD:MKH

Approved By **Kelly A. Dunnahoo, B.S.** Digitally signed by Kelly A. Dunnahoo, B.S.
Title: Laboratory Director
Date: 2021-08-31

August 31, 2021

Pat-Chem Laboratories
ATTN:Steven Jefferson
1824 1st St
San Fernando, CA 91340

Description : 21G0700-01
Project : 21G0700

Lab ID : SP 2110491-001
Customer ID : 2-12670

Sampled On : July 30, 2021-11:20
Sampled By : Not Available
Received On : August 3, 2021-14:46
Matrix : Waste Water

Sample Result - Inorganic

Constituent	Result	PQL	Units	Note	Sample Preparation		Sample Analysis	
					Method	Date/ID	Method	Date/ID
Wet Chemistry								
Perchlorate	ND	2	ug/L		314.0	08/11/21:209257	314.0	08/12/21:212471

ND=Non-Detected. PQL=Practical Quantitation Limit. * PQL adjusted for dilution.

Corporate Offices & Laboratory
853 Corporation Street
Santa Paula, CA 93060
TEL: (805)392-2000
Env FAX: (805)525-4172 / Ag FAX: (805)392-2063
CA ELAP Certification No. 1573

Office & Laboratory
2500 Stagecoach Road
Stockton, CA 95215
TEL: (209)942-0182
FAX: (209)942-0423
CA ELAP Certification No. 1563

Office & Laboratory
563 E. Lindo Avenue
Chico, CA 95926
TEL: (530)343-5818
FAX: (530)343-3807
CA ELAP Certification No. 2670

Office & Laboratory
3442 Empresa Drive, Suite D
San Luis Obispo, CA 93401
TEL: (805)783-2940
FAX: (805)783-2912
CA ELAP Certification No. 2775

Office & Laboratory
9415 W. Goshen Avenue
Visalia, CA 93291
TEL: (559)734-9473
FAX: (559)734-8435
CA ELAP Certification No. 2810

August 31, 2021

Pat-Chem Laboratories
ATTN:Steven Jefferson
1824 1st St
San Fernando, CA 91340

Description : 21G0700-01
Project : 21G0700

Lab ID : SP 2110491-001
Customer ID : 2-12670

Sampled On : July 30, 2021-11:20
Sampled By : Not Available
Received On : August 3, 2021-14:46
Matrix : Waste Water

Sample Result - Radio

Constituent	Result ± Error	MDA	Units	MCL/AL	Sample Preparation		Sample Analysis	
					Method	Date/ID	Method	Date/ID
Radio Chemistry								
Gross Alpha	4.49 ± 1.11	1.49	pCi/L	15/5	900.0	08/10/21-08:45 2P2109108	900.0	08/30/21-12:15 2A2113467
Gross Beta	3.18 ± 0.951	1.17	pCi/L	50	900.0	08/10/21-08:45 2P2109108	900.0	08/30/21-12:15 2A2113467
Total Alpha Radium (226)	0.406 ± 0.208	0.410	pCi/L		903.0	08/22/21-10:00 2P2109386	903.0	08/27/21-06:59 2A2113322
Tritium	216 ± 272	434	pCi/L	20000	906.0	08/06/21-08:00 2P2108935	906.0	08/09/21-14:17 2A2112231
Ra 228	0.000 ± 0.536	0.643	pCi/L		Ra - 05	08/16/21-19:00 2P2108997	Ra - 05	08/22/21-11:30 2A2113068

ND=Non-Detected. PQL=Practical Quantitation Limit. * PQL adjusted for dilution.

MDA = Minimum Detectable Activity (Calculated at the 95% confidence level) = Data utilized by DHS to determine matrix interference.
MCL / AL = Maximum Contamination Level / Action Level. Alpha's Action Level of 5 pCi/L is based on the Assigned Value (AV).
AV = Assigned Value(Gross Alpha Result + (0.84 x Error)). CCR Section 64442: Drinking Water Compliance Note: Do the following
If Gross Alpha's (AV) exceeds 5 pCi/L run Uranium. If Gross Alpha's (AV) minus Uranium exceeds 5 pCi/L run Radium 226.

Drinking Water Compliance:
Gross Alpha (AV) minus Uranium is less than or equal to 15 pCi/L
Uranium is less than or equal to 20 pCi/L
Radium 226 + Radium 228 is less than or equal to 5 pCi/L

Note: Samples are held for 3-6 months prior to disposal.

Corporate Offices & Laboratory
853 Corporation Street
Santa Paula, CA 93060
TEL: (805)392-2000
Env FAX: (805)525-4172 / Ag FAX: (805)392-2063
CA ELAP Certification No. 1573

Office & Laboratory
2500 Stagecoach Road
Stockton, CA 95215
TEL: (209)942-0182
FAX: (209)942-0423
CA ELAP Certification No. 1563

Office & Laboratory
563 E. Lindo Avenue
Chico, CA 95926
TEL: (530)343-5818
FAX: (530)343-3807
CA ELAP Certification No. 2670

Office & Laboratory
3442 Empresa Drive, Suite D
San Luis Obispo, CA 93401
TEL: (805)783-2940
FAX: (805)783-2912
CA ELAP Certification No. 2775

Office & Laboratory
9415 W. Goshen Avenue
Visalia, CA 93291
TEL: (559)734-9473
FAX: (559)734-8435
CA ELAP Certification No. 2810

August 31, 2021 Lab ID : SP 2110491
Pat-Chem Laboratories Customer : 2-12670

Quality Control - Inorganic

Constituent	Method	Date/ID	Type	Units	Conc.	QC Data	DQO	Note
Wet Chem								
Perchlorate	314.0	08/11/21:209257MCA	Blank	ug/L		ND	<2	
			LCS	ug/L	25.00	116 %	85-115	330
			MS	ug/L	25.00	113 %	80-120	
		(SP 2110120-001)	MSD	ug/L	25.00	109 %	80-120	
			MSRPD	ug/L	25.00	3.9%	≤15	
	314.0	08/12/21:212471MCA	CCB	ppb		0.00	4	
			CCV	ppb	20.00	120 %	85-115	360
			CCB	ppb		0.00	4	
			CCV	ppb	10.00	119 %	85-115	360

Definition

CCV	: Continuing Calibration Verification - Analyzed to verify the instrument calibration is within criteria.
CCB	: Continuing Calibration Blank - Analyzed to verify the instrument baseline is within criteria.
Blank	: Method Blank - Prepared to verify that the preparation process is not contributing contamination to the samples.
LCS	: Laboratory Control Standard/Sample - Prepared to verify that the preparation process is not affecting analyte recovery.
MS	: Matrix Spikes - A random sample is spiked with a known amount of analyte. The recoveries are an indication of how that sample matrix affects analyte recovery.
MSD	: Matrix Spike Duplicate of MS/MSD pair - A random sample duplicate is spiked with a known amount of analyte. The recoveries are an indication of how that sample matrix affects analyte recovery.
MSRPD	: MS/MSD Relative Percent Difference (RPD) - The MS relative percent difference is an indication of precision for the preparation and analysis.
ND	: Non-detect - Result was below the DQO listed for the analyte.
DQO	: Data Quality Objective - This is the criteria against which the quality control data is compared.

Explanation

330	: The LCS was out of acceptance limits. Results may be biased high.
360	: CCV above Acceptance Range (AR). Samples which were non detect for this analyte were accepted.

Corporate Offices & Laboratory
853 Corporation Street
Santa Paula, CA 93060
TEL: (805)392-2000
Env FAX: (805)525-4172 / Ag FAX: (805)392-2063
CA ELAP Certification No. 1573

Office & Laboratory
2500 Stagecoach Road
Stockton, CA 95215
TEL: (209)942-0182
FAX: (209)942-0423
CA ELAP Certification No. 1563

Office & Laboratory
563 E. Lindo Avenue
Chico, CA 95926
TEL: (530)343-5818
FAX: (530)343-3807
CA ELAP Certification No. 2670

Office & Laboratory
3442 Empresa Drive, Suite D
San Luis Obispo, CA 93401
TEL: (805)783-2940
FAX: (805)783-2912
CA ELAP Certification No. 2775

Office & Laboratory
9415 W. Goshen Avenue
Visalia, CA 93291
TEL: (559)734-9473
FAX: (559)734-8435
CA ELAP Certification No. 2810

August 31, 2021 Lab ID : SP 2110491
Pat-Chem Laboratories Customer : 2-12670

Quality Control - Radio

Constituent	Method	Date/ID	Type	Units	Conc.	QC Data	DQO	Note
Radio								
Alpha	900.0	08/30/21:213467JCA	CCV	cpm	7357	42.2 %	35-47	
			CCB	cpm		0.100	0.15	
Beta	900.0	08/30/21:213467JCA	CCV	cpm	7357	94.5 %	83-94	
			CCB	cpm		0.460	0.5	
Gross Alpha	900.0	08/10/21:209108jca	Blank	pCi/L		0.34	3	
			LCS	pCi/L	201.1	75.0 %	75-125	
			BS	pCi/L	201.1	64.1 %	60-140	
			BSD	pCi/L	201.1	62.8 %	60-140	
			BSRPD	pCi/L	201.1	2.1%	≤30	
Gross Beta	900.0	08/10/21:209108jca	Blank	pCi/L		-0.17	4	
			LCS	pCi/L	35.31	114 %	84-160	
			BS	pCi/L	35.31	99.5 %	80-130	
			BSD	pCi/L	35.31	98.9 %	80-130	
			BSRPD	pCi/L	201.1	0.7%	≤30	
Alpha	903.0	08/27/21:213322JCA	CCV	cpm	7689	40.9 %	37-46	
			CCB	cpm		0.100	0.17	
Total Alpha Radium (226)	903.0	08/22/21:209386emv	RgBlk	pCi/L		-7.E-10	2	
			LCS	pCi/L	23.31	78.4 %	52-107	
			BS	pCi/L	23.31	76.2 %	43-111	
			BSD	pCi/L	23.31	76.4 %	43-111	
			BSRPD	pCi/L	23.31	0.3%	≤35.5	
Tritium	906.0	08/06/21:208935jca	Blank	pCi/L		40	300	
			LCS	pCi/L	1572	102 %	75-125	
			BS	pCi/L	1572	97.8 %	75-125	
			BSD	pCi/L	1572	97.7 %	75-125	
			BSRPD	pCi/L	1572	0.1%	≤25	
	906.0	08/09/21:212231JCA	CCV	pCi/L	22900	104 %	90-110	
			CCB	pCi/L		154	500	
Beta	Ra - 05	08/22/21:213068emv	CCV	cpm	7693	91.8 %	84-94	
			CCB	cpm		0.400	0.5	
Ra 228	Ra - 05	08/16/21:208997emv	RgBlk	pCi/L		-0.27	3	
			LRS	pCi/L	14.58	78.0 %	65-108	
			BS	pCi/L	14.58	95.7 %	75-125	
			BSD	pCi/L	14.58	104 %	75-125	
			BSRPD	pCi/L	14.58	1.2	≤3	

Definition

CCV	: Continuing Calibration Verification - Analyzed to verify the instrument calibration is within criteria.
CCB	: Continuing Calibration Blank - Analyzed to verify the instrument baseline is within criteria.
Blank	: Method Blank - Prepared to verify that the preparation process is not contributing contamination to the samples.
RgBlk	: Method Reagent Blank - Prepared to correct for any reagent contributions to sample result.
LCS	: Laboratory Control Standard/Sample - Prepared to verify that the preparation process is not affecting analyte recovery.
LRS	: Laboratory Recovery Standard - Prepared to establish the batch recovery factor used in result calculations.
BS	: Blank Spikes - A blank is spiked with a known amount of analyte. It is prepared to verify that the preparation process is not affecting analyte recovery.
BSD	: Blank Spike Duplicate of BS/BSD pair - A blank duplicate is spiked with a known amount of analyte. It is prepared to verify that the preparation process is not affecting analyte recovery.
BSRPD	: BS/BSD Relative Percent Difference (RPD) - The BS relative percent difference is an indication of precision for the preparation and analysis.
DQO	: Data Quality Objective - This is the criteria against which the quality control data is compared.

August 25, 2021

Pat-Chem Laboratories
ATTN:Steven Jefferson
1824 1st St
San Fernando, CA 91340

Subject: Subcontract Analysis for FGL Lab No. SP 2110491

Enclosed please find results for the following sample(s) which were received by FGL.

- Sub Contracted-Strontium 90

Please note that this analysis was performed by Pace Analytical (ELAP Certified Laboratory)

Thank you for using FGL Environmental.

Sincerely,

Cindy Aguirre Digitally signed by Cindy Aguirre
Title: Customer Service Rep
Date: 2021-08-25

Enclosure

Pace Analytical Services, LLC
1638 Roseytown Road - Suites 2,3,4
Greensburg, PA 15601
(724)850-5600

August 24, 2021

Cindy Aguirre
FGL Environmental, Inc.
853 Corporation St.
Santa Paula, CA 930603005

RE: Project: SP 2110491
Pace Project No.: 30434537

Dear Cindy Aguirre:

Enclosed are the analytical results for sample(s) received by the laboratory on August 05, 2021. The results relate only to the samples included in this report. Results reported herein conform to the applicable TNI/NELAC Standards and the laboratory's Quality Manual, where applicable, unless otherwise noted in the body of the report.

The test results provided in this final report were generated by each of the following laboratories within the Pace Network:

- Pace Analytical Services - Greensburg

If you have any questions concerning this report, please feel free to contact me.

Sincerely,

Karen L. Smetanka
karen.smetanka@pacelabs.com
(724)850-5600
Project Manager

Enclosures

This report shall not be reproduced, except in full,
without the written consent of Pace Analytical Services, LLC.

Pace Analytical Services, LLC
1638 Roseytown Road - Suites 2,3,4
Greensburg, PA 15601
(724)850-5600

CERTIFICATIONS

Project: SP 2110491
Pace Project No.: 30434537

Pace Analytical Services Pennsylvania
1638 Roseytown Rd Suites 2,3&4, Greensburg, PA 15601
ANAB DOD-ELAP Rad Accreditation #: L2417
Alabama Certification #: 41590
Arizona Certification #: AZ0734
Arkansas Certification
California Certification #: 04222CA
Colorado Certification #: PA01547
Connecticut Certification #: PH-0694
Delaware Certification
EPA Region 4 DW Rad
Florida/TNI Certification #: E87683
Georgia Certification #: C040
Florida: Cert E871149 SEKS WET
Guam Certification
Hawaii Certification
Idaho Certification
Illinois Certification
Indiana Certification
Iowa Certification #: 391
Kansas/TNI Certification #: E-10358
Kentucky Certification #: KY90133
KY WW Permit #: KY0098221
KY WW Permit #: KY0000221
Louisiana DHH/TNI Certification #: LA180012
Louisiana DEQ/TNI Certification #: 4086
Maine Certification #: 2017020
Maryland Certification #: 308
Massachusetts Certification #: M-PA1457
Michigan/PADEP Certification #: 9991
Missouri Certification #: 235
Montana Certification #: Cert0082
Nebraska Certification #: NE-OS-29-14
Nevada Certification #: PA014572018-1
New Hampshire/TNI Certification #: 297617
New Jersey/TNI Certification #: PA051
New Mexico Certification #: PA01457
New York/TNI Certification #: 10888
North Carolina Certification #: 42706
North Dakota Certification #: R-190
Ohio EPA Rad Approval: #41249
Oregon/TNI Certification #: PA200002-010
Pennsylvania/TNI Certification #: 65-00282
Puerto Rico Certification #: PA01457
Rhode Island Certification #: 65-00282
South Dakota Certification
Tennessee Certification #: 02867
Texas/TNI Certification #: T104704188-17-3
Utah/TNI Certification #: PA014572017-9
USDA Soil Permit #: P330-17-00091
Vermont Dept. of Health: ID# VT-0282
Virgin Island/PADEP Certification
Virginia/VELAP Certification #: 9526
Washington Certification #: C868
West Virginia DEP Certification #: 143
West Virginia DHHR Certification #: 9964C
Wisconsin Approve List for Rad
Wyoming Certification #: 8TMS-L

This report shall not be reproduced, except in full,
without the written consent of Pace Analytical Services, LLC.

Pace Analytical Services, LLC
1638 Roseytown Road - Suites 2,3,4
Greensburg, PA 15601
(724)850-5600

SAMPLE SUMMARY

Project: SP 2110491
Pace Project No.: 30434537

Lab ID	Sample ID	Matrix	Date Collected	Date Received
30434537001	**21G0700-01**	Water	07/30/21 11:20	08/05/21 08:55

REPORT OF LABORATORY ANALYSIS

This report shall not be reproduced, except in full,
without the written consent of Pace Analytical Services, LLC.

Pace Analytical Services, LLC
1638 Roseytown Road - Suites 2,3,4
Greensburg, PA 15601
(724)850-5600

SAMPLE ANALYTE COUNT

Project: SP 2110491
Pace Project No.: 30434537

Lab ID	Sample ID	Method	Analysts	Analytes Reported
30434537001	**21G0700-01**	EPA 905.0	JJY	1

PASI-PA = Pace Analytical Services - Greensburg

REPORT OF LABORATORY ANALYSIS

This report shall not be reproduced, except in full,
without the written consent of Pace Analytical Services, LLC.

Pace Analytical Services, LLC
1638 Roseytown Road - Suites 2,3,4
Greensburg, PA 15601
(724)850-5600

ANALYTICAL RESULTS - RADIOCHEMISTRY

Project: SP 2110491
Pace Project No.: 30434537

Sample: 21G0700-01 **Lab ID: 30434537001** Collected: 07/30/21 11:20 Received: 08/05/21 08:55 Matrix: Water
PWS: Site ID: Sample Type:

Parameters	Method	Act ± Unc (MDC) Carr Trac	Units	Analyzed	CAS No.	Qual
		Pace Analytical Services - Greensburg				
Strontium-90	EPA 905.0	**-0.199 ± 0.648 (1.55) C:101% T:NA**	pCi/L	08/19/21 07:45	10098-97-2	

REPORT OF LABORATORY ANALYSIS

This report shall not be reproduced, except in full,
without the written consent of Pace Analytical Services, LLC.

Pace Analytical Services, LLC
1638 Roseytown Road - Suites 2,3,4
Greensburg, PA 15601
(724)850-5600

QUALITY CONTROL - RADIOCHEMISTRY

Project: SP 2110491
Pace Project No.: 30434537

QC Batch: 459544
QC Batch Method: EPA 905.0
Analysis Method: EPA 905.0
Analysis Description: 905.0 Strontium 89/90
Laboratory: Pace Analytical Services - Greensburg
Associated Lab Samples: 30434537001

METHOD BLANK: 2218753 Matrix: Water
Associated Lab Samples: 30434537001

Parameter	Act ± Unc (MDC) Carr Trac	Units	Analyzed	Qualifiers
Strontium-90	0.0440 ± 0.134 (0.302) C:100% T:NA	pCi/L	08/19/21 07:45	

Results presented on this page are in the units indicated by the "Units" column except where an alternate unit is presented to the right of the result.

REPORT OF LABORATORY ANALYSIS

This report shall not be reproduced, except in full,
without the written consent of Pace Analytical Services, LLC.

Pace Analytical Services, LLC
1638 Roseytown Road - Suites 2,3,4
Greensburg, PA 15601
(724)850-5600

QUALIFIERS

Project: SP 2110491
Pace Project No.: 30434537

DEFINITIONS

DF - Dilution Factor, if reported, represents the factor applied to the reported data due to dilution of the sample aliquot.

ND - Not Detected at or above adjusted reporting limit.

TNTC - Too Numerous To Count

J - Estimated concentration above the adjusted method detection limit and below the adjusted reporting limit.

MDL - Adjusted Method Detection Limit.

PQL - Practical Quantitation Limit.

RL - Reporting Limit - The lowest concentration value that meets project requirements for quantitative data with known precision and bias for a specific analyte in a specific matrix.

S - Surrogate

1,2-Diphenylhydrazine decomposes to and cannot be separated from Azobenzene using Method 8270. The result for each analyte is a combined concentration.

Consistent with EPA guidelines, unrounded data are displayed and have been used to calculate % recovery and RPD values.

LCS(D) - Laboratory Control Sample (Duplicate)

MS(D) - Matrix Spike (Duplicate)

DUP - Sample Duplicate

RPD - Relative Percent Difference

NC - Not Calculable.

SG - Silica Gel - Clean-Up

U - Indicates the compound was analyzed for, but not detected.

N-Nitrosodiphenylamine decomposes and cannot be separated from Diphenylamine using Method 8270. The result reported for each analyte is a combined concentration.

Act - Activity

Unc - Uncertainty: For Safe Drinking Water Act (SDWA) analyses, the reported Unc. Is the calculated Count Uncertainty (95% confidence interval) using a coverage factor of 1.96. For all other matrices (non-SDWA), the reported Unc. is the calculated Expanded Uncertainty (aka Combined Standard Uncertainty, CSU), reported at the 95% confidence interval using a coverage factor of 1.96.

Gamma Spec: The Unc. reported for all gamma-spectroscopy analyses (EPA 901.1), is the calculated Expanded Uncertainty (CSU) at the 95.4% confidence interval, using a coverage factor of 2.0.

(MDC) - Minimum Detectable Concentration

Trac - Tracer Recovery (%)

Carr - Carrier Recovery (%)

Pace Analytical is TNI accredited. Contact your Pace PM for the current list of accredited analytes.

TNI - The NELAC Institute.

This report shall not be reproduced, except in full,
without the written consent of Pace Analytical Services, LLC.

ENVIRONMENTAL AGRICULTURAL
Analytical Chemists

Subcontract to Pace Analytical

CHAIN OF CUSTODY
AND ANALYSES REQUEST FORM

Chain of Custody Information

Lab Number:

Client: Fruit Growers Laboratory
Address: 853 Corporation St.
Santa Paula, CA 93060-3005

Phone: Fax:
Contact:
Project: **SP 2110491**
Purchase Order:

Sampler(s): Not Available

Compositor Setup Date: Time:

Sample Information

Test Description(s)

WO# : 30434537

Samp Num	Location Description	Date Sampled	Time Sampled	Method of Sampling: Composite (C) Grab(G)	Type of Sample	Potable(P) Non-Potable(NP) Ag Waiver (AgW)	Bacti Type: Other(O) System(SYS) Source(SR) Waste(W)	Bacti Reason: Routine(ROUT) Repeat(RPT) Replace(RPL) Other(O) Special(SPL)	Sub Contracted-Strontium 90 Quote COC20200923JRH-1 250 ml(AGT) 32 oz pHM3
1	21G0700-01	07/30/2021	11:20	G	WW				1

Remarks

Relinquished	Date	Time	Relinquished	Date	Time	Relinquished	Date	Time
	8/4/21	17:30						
Received By:	**Date**	**Time**	**Received By:**	**Date**	**Time**	**Received By:**	**Date**	**Time**
GLS	2	2		8/5/21	0855			

Corporate Offices & Laboratory
853 Corporation Street
Santa Paula, CA 93060
TEL: (805)392-2000
Env FAX: (805)525-4172 / Ag FAX: (805)392-2063
CA ELAP Certification No. 1573

Office & Laboratory
2500 Stagecoach Road
Stockton, CA 95215
TEL: (209)942-0182
FAX: (209)942-0423
CA ELAP Certification No. 1563

Office & Laboratory
563 E. Lindo Avenue
Chico, CA 95926
TEL: (530)343-5818
FAX: (530)343-3807
CA ELAP Certification No. 2670

Office & Laboratory
3442 Empresa Drive, Suite D
San Luis Obispo, CA 93401
TEL: (805)783-2940
FAX: (805)783-2912
CA ELAP Certification No. 2775

Office & Laboratory
9415 W. Goshen Avenue
Visalia, CA 93291
TEL: (559)734-9473
FAX: (559)734-8435
CA ELAP Certification No. 2810

Pittsburgh Lab Sample Condition Upon Receipt

Pace Analytical

Client Name: Fruit Growers Project #

Courier: ☐ Fed Ex ☑ UPS ☐ USPS ☐ Client ☐ Commercial ☐ Pace Other

Label #

LIMS Login

Tracking #: 1Z 992 031 13 6036 0729

Custody Seal on Cooler/Box Present: ☐ yes ☑ no Seals intact: ☐ yes ☐ no

Thermometer Used — Type of Ice: Wet Blue None

Cooler Temperature Observed Temp — °C Correction Factor: — °C Final Temp: — °C

Temp should be above freezing to 6°C

pH paper Lot# 10100411

Date and Initials of person examining contents: AE 8/16/21

Comments:	Yes	No	N/A	
Chain of Custody Present:	X			1.
Chain of Custody Filled Out:	X			2.
Chain of Custody Relinquished:	X			3.
Sampler Name & Signature on COC:		X		4.
Sample Labels match COC: -Includes date/time/ID Matrix: WT	X			5.
Samples Arrived within Hold Time:	X			6.
Short Hold Time Analysis (<72hr remaining):		X		7.
Rush Turn Around Time Requested:		X		8.
Sufficient Volume:	X			9.
Correct Containers Used: -Pace Containers Used:	X /	/ X		10.
Containers Intact:	X			11.
Orthophosphate field filtered			X	12.
Hex Cr Aqueous sample field filtered			X	13.
Organic Samples checked for dechlorination:			X	14.
Filtered volume received for Dissolved tests			X	15.
All containers have been checked for preservation. exceptions: VOA, coliform, TOC, O&G, Phenolics, Radon, Non-aqueous matrix	X			16.
All containers meet method preservation requirements.	X			Initial when completed: AE Date/time of preservation: Lot # of added preservative:
Headspace in VOA Vials (>6mm):			X	17.
Trip Blank Present:			X	18.
Trip Blank Custody Seals Present			X	
Rad Samples Screened < 0.5 mrem/hr	X			Initial when completed: AE Date: 8/16/21 Survey Meter SN: 1563

Client Notification/ Resolution:

Person Contacted: Date/Time: Contacted By:

Comments/ Resolution:

☐ **A check in this box indicates that additional information has been stored in ereports.**

Note: Whenever there is a discrepancy affecting North Carolina compliance samples, a copy of this form will be sent to the North Carolina DEHNR Certification Office (i.e. out of hold, incorrect preservative, out of temp, incorrect containers)

*PM review is documented electronically in LIMS. When the Project Manager closes the SRF Review schedule in LIMS. The review is in the Status section of the Workorder Edit Screen.

SUBCONTRACT ORDER

Pat-Chem Laboratories

21G0700

2118491

SENDING LABORATORY:

Pat-Chem Laboratories
1824 First Street
San Fernando, CA 91340
Phone: 818-639-5300
Fax: 818-639-5306
Project Manager: Stephen Berentsen

RECEIVING LABORATORY:

Fruit Growers - FGL
853 Corporation Street
Santa Paula, CA 93060
Phone :(805) 525-3824
Fax: (805) 525-4172

Analysis	Due	Expires	Laboratory ID	Comments
Sample ID: 21G0700-01 WASTE Water	**Sampled: 30-Jul-21 11:20**			**Wastewater/IPC [MCC] EFF-Quarterly**
Tritium (Sub)	16-Aug-21 12:00	01-Aug-21 11:20		
Sr-90 (Strontium 90) (Sub)	16-Aug-21 12:00	26-Jan-22 11:20		
Radium 226 228 (Sub)	16-Aug-21 12:00	26-Jan-22 11:20		
Perchlorate 314.0 (Sub)	16-Aug-21 12:00	27-Aug-21 11:20		
Gross beta SUB	16-Aug-21 12:00	26-Jan-22 11:20		
Gross alpha SUB	16-Aug-21 12:00	26-Jan-22 11:20		
Containers Supplied:				

AUG 0 3 2021

Released By	Date	Received By	Date
	8/3/21		8/3/21 14:40
Released By	Date	Received By	Date

5°C

FGL ENVIRONMENTAL AGRICULTURAL
Analytical Chemists

Subcontract to Pace Analytical

CHAIN OF CUSTODY
AND ANALYSES REQUEST FORM

Chain of Custody Information

Lab Number:

Client: Fruit Growers Laboratory
Address: 853 Corporation St.
Santa Paula, CA 93060-3005

Phone: Fax:
Contact:
Project: **SP 2110491**
Purchase Order:

Sampler(s): Not Available

Compositor Setup Date: Time:

Samp Num	Location Description	Date Sampled	Time Sampled	Method of Sampling: Composite (C) Grab(G)	Type of Sample	Potable(P) Non-Potable(NP) Ag Waiver (AgW)	Bacti Type: Other(O) System(SYS) Source(SR) Waste(W)	Bacti Reason: Routine(ROUT) Repeat(RPT) Replace(RPL) Other(O) Special(SPL)	Sub Contracted-Strontium 90	Quote COC20200923JRH-1 ~~250 ml(AGT)~~ 32 oz. ρ HNO3								
1	21G0700-01	07/30/2021	11:20	G	WW				1									

Remarks	Relinquished	Date	Time	Relinquished	Date	Time	Relinquished	Date	Time
	Received By:	Date	Time	Received By:	Date	Time	Received By:	Date	Time

Corporate Offices & Laboratory
853 Corporation Street
Santa Paula, CA 93060
TEL: (805)392-2000
Env FAX: (805)525-4172 / Ag FAX: (805)392-2063
CA ELAP Certification No. 1573

Office & Laboratory
2500 Stagecoach Road
Stockton, CA 95215
TEL: (209)942-0182
FAX: (209)942-0423
CA ELAP Certification No. 1563

Office & Laboratory
563 E. Lindo Avenue
Chico, CA 95926
TEL: (530)343-5818
FAX: (530)343-3807
CA ELAP Certification No. 2670

Office & Laboratory
3442 Empresa Drive, Suite D
San Luis Obispo, CA 93401
TEL: (805)783-2940
FAX: (805)783-2912
CA ELAP Certification No. 2775

Office & Laboratory
9415 W. Goshen Avenue
Visalia, CA 93291
TEL: (559)734-9473
FAX: (559)734-8435
CA ELAP Certification No. 2810

CERES Analytical Laboratory, Inc.
4919 Windplay Dr. Suite 1, El Dorado Hills, CA 95762

August 19, 2021 Ceres ID: 14540

Pat-Chem Laboratories
1824 1st Street
San Fernando, CA 91340

The following report contains the results for the one waste water sample received on August 11, 2021. This sample was analyzed for 2,3,7,8-TCDD by EPA 1613B. Routine turn-around time was provided for this work.

This work was authorized under Pat-Chem Laboratories' Project # 21G0700.

Continuing Calibration Verification (CCV) Requirements
All associated calibration verification standard(s) (CCV) met the acceptance criteria.

The report consists of a Cover Letter, Sample Inventory (Section I), Data Summary (Section II), Sample Tracking (Section VI), and Qualifiers/Abbreviations (Section VII). Raw Data (Section III), Continuing Calibration (Section IV), and Initial Calibration (Section V) are available in a full report (.pdf format) upon request.

If you have any questions regarding this report, please feel free to contact me at (916)932-5011.

Sincerely,

James M. Hedin
Director of Operations/CEO
jhedin@ceres-lab.com

Section I: Sample Inventory

Ceres Sample ID:	Sample ID	Date Received	Collection Date	&Time
14540-001	21G0700-01	8/11/2021	7/30/2021	11:20

Section II: Data Summary

CERES Analytical Laboratory, Inc.
4919 Windplay Dr.Suite 1, El Dorado Hills, CA 95762

EPA Method 1613B

Quality Assurance Sample **Method Blank**	**QC Batch #:** 2442	**Date Received:** NA
	Matrix: Waste Water	**Date Extracted:** 8/16/2021
Project ID: 21G0700	**Sample Size:** 1.000 L	**Date Analyzed:** 8/19/2021

Analyte	Conc. (pg/L)	MDL	RL	Qual.	Labeled Standards	% R	LCL-UCL (a)	Qualifiers
2,3,7,8-TCDD	DL= 4.06	0.772	5.00		13C-2378-TCDD	76.1	31-137	
					CRS			
					37Cl4-2378-TCDD	87.0	35-197	

DL - Signifies Non-Detect (ND<) sample specific detection limit.
EMPC - Estimated Maximum Possible Concentration due to ion abundance ratio failure.
(a) - Lower control limit - Upper control limit

Analyst: JMH **Reviewed by: BS**

CERES Analytical Laboratory, Inc.
4919 Windplay Dr. Suite 1, El Dorado Hills, CA 95762

EPA Method 1613B

Quality Assurance Sample **Ongoing Precision and Recovery**		**Date Received:** NA
	QC Batch #: 2442	**Date Extracted:** 8/16/2021
	Matrix: Waste Water	**Date Analyzed:** 8/19/2021
Project ID: 21G0700	**Sample Size:** 1.000 L	

Analyte	Conc. (ng/mL)	Limits (a)	Labeled Standards	% Rec.	Limits (a)
2,3,7,8-TCDD	12.0	7.3-14.6	13C-2378-TCDD	88.6	25-141
			CRS		
			37Cl4-2378-TCDD	116	37-158

(a) Limits based on method acceptance criteria.

Analyst: JMH **Reviewed by: BS**

CERES Analytical Laboratory, Inc.
4919 Windplay Dr.Suite 1, El Dorado Hills, CA 95762

EPA Method 1613B

Client Sample ID: 21G0700-01		
Project ID: 21G0700	**Ceres Sample ID:** 14540-001	**Date Received:** 8/11/2021
	QC Batch #: 2442	**Date Extracted:** 8/16/2021
Date Collected: 7/30/2021	**Matrix:** Waste Water	**Date Analyzed:** 8/19/2021
Time Collected: 11:20	**Sample Size:** 0.958 L	

Analyte	Conc. (pg/L)	MDL	RL	Qual.	Labeled Standards	% R	LCL-UCL (a)	Qualifiers
2,3,7,8-TCDD	DL= 2.55	0.772	5.22		13C-2378-TCDD	96.1	31-137	
					CRS			
					37Cl4-2378-TCDD	116	42-164	

DL - Signifies Non-Detect (ND<) sample specific detection limit.
EMPC - Estimated Maximum Possible Concentration due to ion abundance ratio failure.
(a) - Lower control limit - Upper control limit

Analyst: JMH **Reviewed by: BS**

Section VI: Sample Tracking

SUBCONTRACT ORDER

Pat-Chem Laboratories

21G0700

SENDING LABORATORY:

Pat-Chem Laboratories
1824 First Street
San Fernando, CA 91340
Phone: 818-639-5300
Fax: 818-639-5306
Project Manager: Stephen Berentsen

RECEIVING LABORATORY:

Ceres Analytical Laboratoy, Inc
4919 Windplay Dr. Suite 1
El Dorado Hills, CA 95762
Phone :(916) 932-5011
Fax: (888) 932-5011

Analysis	Due	Expires	Laboratory ID	Comments
Sample ID: 21G0700-01 **Water**	**Sampled: 30-Jul-21 11:20**			**Wastewater/IPC [MCC] EFF-Quarterly**
Dioxin 2,3,7,8-TCDD 1613 (Sub)	16-Aug-21 12:00	06-Aug-21 11:20		
Containers Supplied:				

Released By	Date	Received By	Date
	AUG 09 2021		8/11/21
Released By	Date	Received By	Date

WECK LABORATORIES, INC.

Certificate of Analysis

FINAL REPORT

Work Orders: 1H05091

Project: 21G0700

Attn: Steven Jefferson

Client: Pat-Chem Laboratories, Inc.
1824 1st Street
San Fernando, CA 91340

Report Date: 8/31/2021

Received Date: 8/5/2021

Turnaround Time: Normal

Phones: (818) 639-5300

Fax: (818) 639-5306

P.O. #:

Billing Code:

DoD-ELAP ANAB #ADE-2882 • DoD-ISO ANAB # • ELAP-CA #1132 • EPA-UCMR #CA00211 • Guam-EPA #17-008R • HW-DOH #4047 • ISO17025 ANAB #L2457.01 • LACSD #10143 • NELAP-OR #4047 • NJ-DEP #CA015 • SCAQMD #93LA1006

This is a complete final report. The information in this report applies to the samples analyzed in accordance with the chain-of-custody document. Weck Laboratories certifies that the test results meet all requirements of TNI unless noted by qualifiers or written in the Case Narrative. This analytical report must be reproduced in its entirety.

Dear Steven Jefferson,

Enclosed are the results of analyses for samples received 8/05/21 with the Chain-of-Custody document. The samples were received in good condition, at 7.6 °C and on ice. All analyses met the method criteria except as noted in the case narrative or in the report with data qualifiers.

Reviewed by:

Rahul R. Nair
Project Manager

14859 Clark Avenue,City of Industry CA, 91745 | Phone: (626) 336-2139 | Fax: (626) 336-2634

www.wecklabs.com

Pat-Chem Laboratories, Inc.
1824 1st Street
San Fernando, CA 91340

Project Number: 21G0700

Project Manager: Steven Jefferson

Reported:
08/31/2021 14:36

Sample Summary

Sample Name	Sampled By	Lab ID	Matrix	Sampled	Qualifiers
21G0700-01	Client	1H05091-01	Water	07/30/21 11:20	

14859 Clark Avenue,City of Industry CA, 91745 | Phone: (626) 336-2139 | Fax: (626) 336-2634

www.wecklabs.com

Pat-Chem Laboratories, Inc.
1824 1st Street
San Fernando, CA 91340

Project Number: 21G0700

Project Manager: Steven Jefferson

Reported:
08/31/2021 14:36

Sample Results

Sample: 21G0700-01
1H05091-01 (Water)

Sampled: 07/30/21 11:20 by Client

Analyte	Result	MRL	Units	Dil	Analyzed	Qualifier
Endothall By EPA 548.1						
Method: EPA 548.1		**Instr:** GCMS06				
Batch ID: W1H0436 **Preparation:** EPA 548.1/SPE		**Prepared:** 08/06/21 14:12				**Analyst:** rmr
Endothall	ND	45	ug/l	1	08/11/21	U-01

Sample Results

Sample: 21G0700-01
1H05091-01RE1 (Water)

Sampled: 07/30/21 11:20 by Client

Analyte	Result	MRL	Units	Dil	Analyzed	Qualifier
Glyphosate by EPA 547						
Method: EPA 547		**Instr:** LC11				
Batch ID: W1H0362 **Preparation:** _NONE (LC)		**Prepared:** 08/09/21 11:59				**Analyst:** pjs
Glyphosate	ND	25	ug/l	5	08/10/21	M-05

14859 Clark Avenue,City of Industry CA, 91745 | Phone: (626) 336-2139 | Fax: (626) 336-2634
www.wecklabs.com

Pat-Chem Laboratories, Inc.
1824 1st Street
San Fernando, CA 91340

Project Number: 21G0700

Project Manager: Steven Jefferson

Reported:
08/31/2021 14:36

Quality Control Results

Endothall By EPA 548.1

Analyte	Result	MRL	Units	Spike Level	Source Result	%REC	%REC Limits	RPD	RPD Limit	Qualifier
Batch: W1H0436 - EPA 548.1										
Blank (W1H0436-BLK1)				**Prepared: 08/06/21**	**Analyzed: 08/11/21**					
Endothall	ND	45	ug/l							
LCS (W1H0436-BS1)				**Prepared: 08/06/21**	**Analyzed: 08/11/21**					
Endothall	109	45	ug/l	100		109	31-117			
Matrix Spike (W1H0436-MS1)	**Source: 1H05091-01**			**Prepared: 08/06/21**	**Analyzed: 08/11/21**					
Endothall	12.1	45	ug/l	100	ND	12	0.1-109			
Matrix Spike Dup (W1H0436-MSD1)	**Source: 1H05091-01**			**Prepared: 08/06/21**	**Analyzed: 08/11/21**					
Endothall	15.6	45	ug/l	100	ND	16	0.1-109	25	30	

Quality Control Results

Glyphosate by EPA 547

Analyte	Result	MRL	Units	Spike Level	Source Result	%REC	%REC Limits	RPD	RPD Limit	Qualifier
Batch: W1H0362 - EPA 547										
Blank (W1H0362-BLK1)				**Prepared & Analyzed: 08/09/21**						
Glyphosate	ND	5.0	ug/l							
LCS (W1H0362-BS1)				**Prepared & Analyzed: 08/09/21**						
Glyphosate	25.6	5.0	ug/l	25.0		102	70-130			
Matrix Spike (W1H0362-MS1)	**Source: 1H03031-02**			**Prepared & Analyzed: 08/09/21**						
Glyphosate	22.0	5.0	ug/l	25.0	ND	88	41-149			
Matrix Spike (W1H0362-MS2)	**Source: 1H04049-03**			**Prepared & Analyzed: 08/09/21**						
Glyphosate	21.6	5.0	ug/l	25.0	ND	87	41-149			
Matrix Spike Dup (W1H0362-MSD1)	**Source: 1H03031-02**			**Prepared & Analyzed: 08/09/21**						
Glyphosate	25.8	5.0	ug/l	25.0	ND	103	41-149	16	30	
Matrix Spike Dup (W1H0362-MSD2)	**Source: 1H04049-03**			**Prepared & Analyzed: 08/09/21**						
Glyphosate	22.5	5.0	ug/l	25.0	ND	90	41-149	4	30	

14859 Clark Avenue,City of Industry CA, 91745 | Phone: (626) 336-2139 | Fax: (626) 336-2634

www.wecklabs.com

Pat-Chem Laboratories, Inc.
1824 1st Street
San Fernando, CA 91340

Project Number: 21G0700

Project Manager: Steven Jefferson

Reported:
08/31/2021 14:36

Notes and Definitions

Item	Definition
M-05	Due to the nature of matrix interferences, sample was diluted prior to analysis. The MDL and MRL were raised due to the dilution.
U-01	The sample was received without the proper preservation.
%REC	Percent Recovery
Dil	Dilution
MRL	The minimum levels, concentrations, or quantities of a target variable (e.g., target analyte) that can be reported with a specified degree of confidence. The MRL is also known as Limit of Quantitation (LOQ)
ND	NOT DETECTED at or above the Method Reporting Limit (MRL). If Method Detection Limit (MDL) is reported, then ND means not detected at or above the MDL.
RPD	Relative Percent Difference
Source	Sample that was matrix spiked or duplicated.

Any remaining sample(s) will be disposed of one month from the final report date unless other arrangements are made in advance.

All results are expressed on wet weight basis unless otherwise specified.

All samples collected by Weck Laboratories have been sampled in accordance to laboratory SOP Number MIS002.

14859 Clark Avenue,City of Industry CA, 91745 | Phone: (626) 336-2139 | Fax: (626) 336-2634

www.wecklabs.com

Pat-Chem Laboratories
1824 1st Street
San Fernando, CA 91340

CHAIN OF CUSTODY RECORD

Phone (818) 639-5300
Fax (818) 639-5306

Environmental Sample

Sample I.D.#: 2160700

Customer: IPC - Integrated Performance Consultants, Inc.		Project: (MCC) EFF - Quarterly	Page 1 of 2
Address: 9297 Research Drive Irvine CA 92618	Sampled by: Mario Aguirre		P.O. #:
	Report Attention: Ric Vardel / Golan Kfir		Phone #: 949-382-9067

Sample Description	Date Sampled	Time Sampled	# of bottles	Required Tests	Sample Type	Matrix	Bottle Type	Preserve	Field Data (pH / Temperature) pH: Field Lab
EFF	7/30/21	11:20	1	Ag, Al, As, Ba, Be, Ca, Cd, Cr, Cu, Fe, Mn, Hg, Ni, Sb, Se, Tl, U, Zn	Grab	AQ	1L P	HN	
			1	Fluoride, Bromate, Chlorite, Color, Odor, pH, Conductivity, Alkalinity, Temperature	Grab	AQ	1/2 Gal. P	4°C	
			1	Cyanide	Grab	AQ	250 P	OH, AA	
			1	MBAS	Grab	AQ	500 P	4°C	
			6	524, 504	Grab	AQ	3-VOA	4°C	
			7	507, 515, 632, 508, 550, 506, 552	Grab	AQ	1L G	4°C	
			1	547 Glyphosate **(Sub-Out)**	Grab	AQ	1L G	4°C	
			1	548 Endothall **(Sub-Out)**	Grab	AQ	1L G	4°C	
			1	549 Diquat **(Sub-Out)**	Grab	AQ	1L G	4°C	
			1	Dioxin - 2,3,7,8-TCDD **(Sub-Out)**	Grab	AQ	1L G	4°C	

RECEIVED
JUL 30 2021
By

	Signature	Print Name (Company)	Date	Time
Relinquished by		Mario Aguirre (IPC)	7/30/21	11:50
Received by		Richard Martinez (PCL)	7/30/21	1320
Relinquished by		Richard Martinez (PCL)	7/30/21	1530
Received by				
Relinquished by				
Received final by		JUL 30 2021		1530

Sample Received Checklist

Temperature upon receipt: 4 °C

# of bottles agrees with COC?	(Yes) No
Samples intact?	(Yes) No
Samples properly preserved?	(Yes) No
Samples in holding time?	(Yes) No

Compliance Monitor

Initial Flow _____

Final Flow _____

Sample Type	Matrix	Bottle Type
(Grab) Comp	(AQ) - Water SO - Soil / Sludge OT - Other	(P) - Plastic (G) - Amber Glass (VOA) - 40 ml Vial Coli - bacteria

Preservations
(HC) - HCl
(HS) - H_2SO_4
(HN) - HNO_3
HP - H_3PO_4
(OH) - NaOH
ST - Sodium Thiosulfate
(AA) - Ascorbic Acid
Al - $AlCl_3$
Cu - $CuSO_4$

Note: Samples are discarded 30 days after results are reported, unless other arrangements are made.

PAT-CHEM LABORATORIES
QUALITY ANALYTICAL SERVICES SINCE 1987
1824 1st Street
San Fernando, CA 91340
(818) 639-5300 ph
(818) 639-5306 fx
pat-chem.com

Customer: **Integrated Performance Consultants, Inc.**
9297 Research Drive
Irvine CA, 92618

Attention: Ric Vardel
Report Date: 11-Aug-21 14:46
Subject: (MCC) Daily EFF

Project/P.O.#: (MCC) Daily EFF

Parameter	Method	QC Batch	RL	Prepared	Analyzed	Result	Notes
EFF (Sample I.D.# : 21H0019-01) Collected: 02-Aug-21 By MA of IPC							
Microbiological							
Fecal Coliforms	SM 9221E	AH10226	1.8	02-Aug-21	04-Aug-21	**<1.8 MPN/100 ml**	
Total Coliforms	SM 9221B	AH10226	1.8	02-Aug-21	04-Aug-21	**<1.8 MPN/100 ml**	
Inorganic Constituents							
pH	SM 4500H-B	AH10937	0.1	02-Aug-21	02-Aug-21	**7.4 pH Units**	
Residual Chlorine	SM 4500Cl-G	AH10337	0.05	03-Aug-21	03-Aug-21	**<0.05 mg/l**	
EFF (Sample I.D.# : 21H0049-01) Collected: 03-Aug-21 By MA of IPC							
Microbiological							
Fecal Coliforms	SM 9221E	AH10330	1.8	03-Aug-21	06-Aug-21	**<1.8 MPN/100 ml**	
Total Coliforms	SM 9221B	AH10330	1.8	03-Aug-21	06-Aug-21	**<1.8 MPN/100 ml**	
Inorganic Constituents							
pH	SM 4500H-B	AH10937	0.1	03-Aug-21	03-Aug-21	**7.8 pH Units**	
Residual Chlorine	SM 4500Cl-G	AH10436	0.05	04-Aug-21	04-Aug-21	**0.05 mg/l**	
EFF (Sample I.D.# : 21H0092-01) Collected: 04-Aug-21 By KV							
Microbiological							
Fecal Coliforms	SM 9221E	AH10426	1.8	04-Aug-21	06-Aug-21	**<1.8 MPN/100 ml**	
Total Coliforms	SM 9221B	AH10426	1.8	04-Aug-21	06-Aug-21	**<1.8 MPN/100 ml**	
Inorganic Constituents							
pH	SM 4500H-B	AH11122	0.1	04-Aug-21	04-Aug-21	**8.0 pH Units**	
Residual Chlorine	SM 4500Cl-G	AH10436	0.05	04-Aug-21	04-Aug-21	**0.08 mg/l**	
EFF (Sample I.D.# : 21H0121-01) Collected: 05-Aug-21 By MA of IPC							
Microbiological							
Fecal Coliforms	SM 9221E	AH10529	1.8	05-Aug-21	07-Aug-21	**<1.8 MPN/100 ml**	
Total Coliforms	SM 9221B	AH10529	1.8	05-Aug-21	07-Aug-21	**<1.8 MPN/100 ml**	
Inorganic Constituents							
pH	SM 4500H-B	AH11122	0.1	05-Aug-21	05-Aug-21	**7.5 pH Units**	
Residual Chlorine	SM 4500Cl-G	AH10538	0.05	05-Aug-21	05-Aug-21	**0.07 mg/l**	

Respectfully Submitted,



Steve Jefferson 8/11/2021
Laboratory Director

PAT-CHEM LABORATORIES
QUALITY ANALYTICAL SERVICES SINCE 1987
1824 1st Street
San Fernando, CA 91340
(818) 639-5300 ph
(818) 639-5306 fx
pat-chem.com

Customer: **Integrated Performance Consultants, Inc.**
9297 Research Drive
Irvine CA, 92618

Attention: Ric Vardel
Report Date: 11-Aug-21 14:46
Subject: (MCC) Daily EFF

Project/P.O.#: (MCC) Daily EFF

Parameter	Method	QC Batch	RL	Prepared	Analyzed	Result	Notes
EFF (Sample I.D.# : 21H0160-01) Collected: 06-Aug-21 By MA of IPC							
Microbiological							
Fecal Coliforms	SM 9221E	AH10611	1.8	06-Aug-21	08-Aug-21	**<1.8 MPN/100 ml**	
Total Coliforms	SM 9221B	AH10611	1.8	06-Aug-21	08-Aug-21	**<1.8 MPN/100 ml**	
Inorganic Constituents							
pH	SM 4500H-B	AH11122	0.1	06-Aug-21	06-Aug-21	**7.8 pH Units**	
Residual Chlorine	SM 4500Cl-G	AH10936	0.05	09-Aug-21	09-Aug-21	**<0.05 mg/l**	
EFF (Sample I.D.# : 21H0173-01) Collected: 07-Aug-21 By MA of IPC							
Microbiological							
Fecal Coliforms	SM 9221E	AH10707	1.8	07-Aug-21	09-Aug-21	**<1.8 MPN/100 ml**	
Total Coliforms	SM 9221B	AH10707	1.8	07-Aug-21	09-Aug-21	**<1.8 MPN/100 ml**	
Inorganic Constituents							
pH	SM 4500H-B	AH11122	0.1	07-Aug-21	07-Aug-21	**7.6 pH Units**	
Residual Chlorine	SM 4500Cl-G	AH10936	0.05	09-Aug-21	09-Aug-21	**0.07 mg/l**	

Notes and Definitions

RL Reporting Limit - The lowest amount of a constituent that can be reliably quantified and reported.

Respectfully Submitted,



Steve Jefferson 8/11/2021
Laboratory Director

Pat-Chem Laboratories
1824 1st Street
San Fernando, CA 91340

CHAIN OF CUSTODY RECORD

Phone (818) 639-5300
Fax (818) 639-5306

Environmental Sample

Sample I.D.#: 21H0019

Customer: IPC - Integrated Performance Consultants, Inc.
Address: 9297 Research Drive
Irvine CA 92618

Project: (MCC) Daily EFF
Sampled by: Mario Aguirre
Report Attention: Ric Vardel / Golan Kfir
P.O. #:
Phone #: 949-382-9067

Sample Description	Date Sampled	Time Sampled	# of bottles	Required Tests	Sample Type	Matrix	Bottle Type	Preserve	Field Data (pH / Temperature) pH: Field Lab
EFF	8/2/21	11:04	1	pH, T.Res.Chlorine	Grab	AQ	500ml Plastic	4°C	7.4/24.9°C
"			1	Total Coliform, Fecal Coliform	Grab	AQ	Coli Bottle	4°C, ST	

RECEIVED
AUG 02 2021
By

Geotracker EDD:
Logcode: IPCI
Global ID: WDR100000359

	Signature	Print Name (Company)	Date	Time
Relinquished by		Mario Aguirre (IR)	8/2/21	11:08
Received by		MARIO SANTIESTEBAN	8/2/21	1515
Relinquished by		MARIO SANTIESTEBAN	8/2/21	1650
Received by				
Relinquished by				
Received in lab by		AUG 02 2021		1650

Sample Received Checklist

Temperature upon receipt: 4°C
# of bottles agrees with COC? Yes No
Samples intact? Yes No
Samples properly preserved? Yes No
Samples in holding time? Yes No

Compliance Monitor

Initial Flow _____
Final Flow _____

Sample Type
Grab
Comp

Matrix
AQ - Water
SO -Soil / Sludge
OT - Other

Bottle Type
P - Plastic
G - Amber Glass
VOA - 40 ml Vial
Coli - bacteria

Preservations
HC - HCl
HS - H_2SO_4
HN - HNO_3
HP - H_3PO_4
OH - NaOH
ST - Sodium Thiosulfate
AA - Ascorbic Acid
AI - $AlCl_3$
Cu - $CuSO_4$

Note: Samples are discarded 30 days after results are reported, unless other arrangements are made.

Rev 2 Effective 5/1/17

Pat-Chem Laboratories
1824 1st Street
San Fernando, CA 91340

CHAIN OF CUSTODY RECORD

Phone (818) 639-5300
Fax (818) 639-5306

Environmental Sample

Sample I.D.#: 21H0049

Customer: IPC - Integrated Performance Consultants, Inc.
Address: 9297 Research Drive, Irvine CA 92618
Project: (MCC) Daily EFF
Sampled by: Mario Aguirre
Report Attention: Ric Vardel / Golan Kfir
P.O. #:
Phone #: 949-382-9067

Sample Description	Date Sampled	Time Sampled	# of bottles	Required Tests	Sample Type	Matrix	Bottle Type	Preserv.	Field Data (pH / Temperature) pH: Field / Lab
EFF	8/3/21	11:21	1	pH, T.Res.Chlorine	Grab	AQ	500ml Plastic	4°C	7.8 / 23.4°C
〃	〃	〃	1	Total Coliform, Fecal Coliform	Grab	AQ	Coli Bottle	4°C, ST	

RECEIVED
AUG 03 2021
By

Geotracker EDD:
Logcode: IPCI
Global ID: WDR100000359

	Signature	Print Name (Company)	Date	Time
Relinquished by		Mario Aguirre (IPC)	8/3/21	11.24
Received by		Cindy Meyang	8-3-21	11:35
Relinquished by		Cindy M	8-3-21	13:10
Received by				
Relinquished by				
Received in lab by		AUG 03 2021		13:10

Sample Received Checklist

Temperature upon receipt: 4°C
# of bottles agrees with COC? Yes No
Samples intact? Yes No
Samples properly preserved? Yes No
Samples in holding time? Yes No

Compliance Monitor

Initial Flow _____
Final Flow _____

Sample Type
Grab
Comp

Matrix
AQ - Water
SO -Soil / Sludge
OT - Other

Bottle Type
P - Plastic
G - Amber Glass
VOA - 40 ml Vial
Coli - bacteria

Preservations
HC - HCl
HS - H_2SO_4
HN - HNO_3
HP - H_3PO_4
OH - NaOH
ST - Sodium Thiosulfate
AA - Ascorbic Acid
AI - $AlCl_3$
Cu - $CuSO_4$

Note: Samples are discarded 30 days after results are reported, unless other arrangements are made.

Rev 2 Effective 5/1/17

Pat-Chem Laboratories
1824 1st Street
San Fernando, CA 91340

CHAIN OF CUSTODY RECORD

Phone (818) 639-5300
Fax (818) 639-5306

Environmental Sample

Sample I.D.#: 2110092

Customer: IPC - Integrated Performance Consultants, Inc.
Address: 9297 Research Drive, Irvine, CA 92618

Project : (MCC) Daily EFF
Sampled by: Kyle Vardel
Report Attention: Ric Vardel / Golan Kfir
P.O. #:
Phone #: 949-382-9067

Sample Description	Date Sampled	Time Sampled	# of bottles	Required Tests	Sample Type	Matrix	Bottle Type	Preserv.	Field Data (pH / Temperature) pH: Field Lab
EFF	8/4/21	1220	1	pH, T.Res.Chlorine	Grab	AQ	500ml Plastic	4°C	
	8/4/21	1220	1	Total Coliform, Fecal Coliform	Grab	AQ	Coli Bottle	4°C, ST	

RECEIVED
AUG 04 2021
By

Geotracker EDD:
Logcode: IPCI
Global ID: WDR100000359

	Signature	Print Name (Company)	Date	Time
Relinquished by		Kyle Vardel (IPC)	8/4/21	1230
Received by		Cindy M	8.4.21	1255
Relinquished by		Cindy M	8.4.21	1420
Received by				
Relinquished by				
Received in lab by		AUG 04 2021		1420

Sample Received Checklist

Temperature upon receipt: 4 °C
# of bottles agrees with COC? Yes No
Samples intact? Yes No
Samples properly preserved? Yes No
Samples in holding time? Yes No

Compliance Monitor

Initial Flow _____

Final Flow _____

Sample Type
Grab
Comp

Matrix
AQ - Water
SO -Soil / Sludge
OT - Other

Bottle Type
P - Plastic
G - Amber Glass
VOA - 40 ml Vial
Coli - bacteria

Preservations
HC - HCl
HS - H_2SO_4
HN - HNO_3
HP - H_3PO_4
OH - NaOH
ST - Sodium Thiosulfate
AA - Ascorbic Acid
AI - $AlCl_3$
Cu - $CuSO_4$

Note: Samples are discarded 30 days after results are reported, unless other arrangements are made.

Rev 2 Effective 5/1/17

Pat-Chem Laboratories
1824 1st Street
San Fernando, CA 91340

CHAIN OF CUSTODY RECORD

Phone (818) 639-5300
Fax (818) 639-5306

Environmental Sample

Sample I.D.#: 21H0121

Customer: IPC - Integrated Performance Consultants, Inc.
Address: 9297 Research Drive
Irvine CA 92618

Project: (MCC) Daily EFF
Sampled by: Marc Aguirre
Report Attention: Ric Vardel / Golan Kfir

P.O. #:
Phone #: 949-382-9067

Sample Description	Date Sampled	Time Sampled	# of bottles	Required Tests	Sample Type	Matrix	Bottle Type	Preserv.	Field Data (pH / Temperature) pH: Field Lab
EFF	8/5/21	11:32	1	pH, T.Res.Chlorine	Grab	AQ	500ml Plastic	4°C	7.51 / 25.3 C
"	"	"	1	Total Coliform, Fecal Coliform	Grab	AQ	Coli Bottle	4°C, ST	

RECEIVED
AUG 05 2021
By

Geotracker EDD:
Logcode: IPCI
Global ID: WDR100000359

	Signature	Print Name - (Company)	Date	Time
Relinquished by		Marc Aguirre (IPC)	8/5/21	11:38
Received by		Cindy Mathys	8-5-21	11:40
Relinquished by		Cindy Mathys	8-5-21	1320
Received by				
Relinquished by				
Received in lab by			AUG 05 2021	1320

Sample Received Checklist

Temperature upon receipt: 4 °C
# of bottles agrees with COC? Yes No
Samples intact? Yes No
Samples properly preserved? Yes No
Samples in holding time? Yes No

Compliance Monitor

Initial Flow _____
Final Flow _____

Sample Type
Grab
Comp

Matrix
AQ - Water
SO - Soil / Sludge
OT - Other

Bottle Type
P - Plastic
G - Amber Glass
VOA - 40 ml Vial
Coli - bacteria

Preservations
HC - HCl
HS - H_2SO_4
HN - HNO_3
HP - H_3PO_4
OH - NaOH
ST - Sodium Thiosulfate
AA - Ascorbic Acid
AI - $AlCl_3$
Cu - $CuSO_4$

Note: Samples are discarded 30 days after results are reported, unless other arrangements are made.

Rev 2 Effective 5/1/17

Pat-Chem Laboratories
1824 1st Street
San Fernando, CA 91340

CHAIN OF CUSTODY RECORD

Phone (818) 639-5300
Fax (818) 639-5306

Environmental Sample

Sample I.D.#: 21H0160

Customer: IPC - Integrated Performance Consultants, Inc.		Project : (MCC) Daily EFF	
Address: 9297 Research Drive		Sampled by: Mario Aguirre	P.O. #:
Irvine CA 92618		Report Attention: Ric Vardel / Golan Kfir	Phone #: 949-387-9067

Sample Description	Date Sampled	Time Sampled	# of bottles	Required Tests	Sample Type	Matrix	Bottle Type	Preserve	Field Data (pH / Temperature) pH: Field Lab
EFF	8/6/21	11:05	1	pH, T.Res.Chlorine	Grab	AQ	500ml Plastic	4°C	
"	"	"	1	Total Coliform, Fecal Coliform	Grab	AQ	Coli Bottle	4°C, ST	

RECEIVED
AUG 06 2021
By

Geotracker EDD:
Logcode: IPCI
Global ID: WDR100000359

	Signature	Print Name (Company)	Date	Time
Relinquished by		Mario Aguirre (IPC)	8/6/21	11:09
Received by		Richard Martinez PCL	8/6/21	1230
Relinquished by		Richard Martinez PCL	8/6/21	1515
Received by				
Relinquished by				
Received in lab by		AUG 06 2021		1515

Sample Received Checklist

Temperature upon receipt: 4 °C

# of bottles agrees with COC?	(Yes)	No
Samples intact?	(Yes)	No
Samples properly preserved?	(Yes)	No
Samples in holding time?	(Yes)	No

Compliance Monitor

Initial Flow _____

Final Flow _____

Sample Type	Preservations
(Grab) Comp	HC - HCl
Matrix	HS - H_2SO_4
AQ - Water	HN - HNO_3
SO - Soil / Sludge	HP - H_3PO_4
OT - Other	OH - NaOH
Bottle Type	(ST) - Sodium Thiosulfate
(P) - Plastic	AA - Ascorbic Acid
G - Amber Glass	Al - $AlCl_3$
VOA - 40 ml Vial	Cu - $CuSO_4$
Coli - bacteria	

Note: Samples are discarded 30 days after results are reported, unless other arrangements are made.

Rev 2 Effective 5/1/17

Pat-Chem Laboratories
1824 1st Street
San Fernando, CA 91340

CHAIN OF CUSTODY RECORD

Phone (818) 639-5300
Fax (818) 639-5306

Environmental Sample

Sample I.D.#: 21H0173

Customer: IPC - Integrated Performance Consultants, Inc.		Project : (MCC) Daily EFF	
Address: 9297 Research Drive		Sampled by: Jesus Avalos	P.O. #:
Irvine CA 92618		Report Attention: Ric Vardel / Golan Kfir	Phone #: 949-382-9067

Sample Description	Date Sampled	Time Sampled	# of bottles	Required Tests	Sample Type	Matrix	Bottle Type	Preserv.	Field Data (pH / Temperature) pH: Field Lab
EFF	8/7/21	10:45	1	pH, T.Res.Chlorine	Grab	AQ	500ml Plastic	4°C	
〃	〃	〃	1	Total Coliform, Fecal Coliform	Grab	AQ	Coli Bottle	4°C, ST	

Geotracker EDD:
Logcode: IPCI
Global ID: WDR100000359

Signature	Print Name (Company)	Date	Time
Relinquished by: Jesus Avalos	Jesus Avalos (IPC)	8/7/21	10:50
Received by	Richard Matthes PCL	8/7/21	1052
Relinquished by			
Received by			
Relinquished by			
Received in lab by	Richard Matthes PCL	8/7/21	1150

Sample Received Checklist

Temperature upon receipt: 4°C
# of bottles agrees with COC? (Yes) No
Samples intact? (Yes) No
Samples properly preserved? (Yes) No
Samples in holding time? (Yes) No

Compliance Monitor

Initial Flow _____
Final Flow _____

Sample Type	Preservations
Grab	**HC** - HCl
Comp	**HS** - H_2SO_4
Matrix	**HN** - HNO_3
AQ - Water	**HP** - H_3PO_4
SO -Soil / Sludge	**OH** - NaOH
OT - Other	**ST** - Sodium Thiosulfate
Bottle Type	**AA** - Ascorbic Acid
P - Plastic	**Al** - $AlCl_3$
G - Amber Glass	**Cu** -$CuSO_4$
VOA - 40 ml Vial	
Coli - bacteria	

Note: Samples are discarded 30 days after results are reported, unless other arrangements are made.

Rev 2 Effective 5/1/17

PAT-CHEM LABORATORIES
QUALITY ANALYTICAL SERVICES SINCE 1987
1824 1st Street
San Fernando, CA 91340
(818) 639-5300 ph
(818) 639-5306 fx
pat-chem.com

Customer: **Integrated Performance Consultants, Inc.**
9297 Research Drive
Irvine CA, 92618

Attention: Ric Vardel
Report Date: 11-Aug-21 15:07
Subject: (MCC) Weekly INF

Project/P.O.#: (MCC) Weekly INF

Parameter	Method	QC Batch	RL	Prepared	Analyzed	Result	Notes
INF (Sample I.D.# : 21H0096-01) Collected: 03-Aug-21 By KV							
Physical Properties							
Total Suspended Solids	SM2540D	AH10533	1	05-Aug-21	06-Aug-21	**235 mg/l**	
Aggregate Organic Constituents							
Biochemical Oxygen Demand	SM 5210B	AH10531	2	05-Aug-21	10-Aug-21	**73 mg/l**	

Notes and Definitions

RL Reporting Limit - The lowest amount of a constituent that can be reliably quantified and reported.

Respectfully Submitted,



Steve Jefferson 8/11/2021
Laboratory Director

Pat-Chem Laboratories
1824 1st Street
San Fernando, CA 91340

CHAIN OF CUSTODY RECORD

Phone (818) 639-5300
Fax (818) 639-5306

Environmental Sample

Sample I.D.#: 21H00496

Customer:	IPC - Integrated Performance Consultants, Inc.	Project:	(MCC) Weekly INF
Address:	9297 Research Drive	Sampled by:	Kyle Vardel
	Irvine - CA 92618	Report Attention:	Ric Vardel / Golan Kfir
		P.O. #:	
		Phone #:	949-382-9067

Sample Description	Date Sampled	Time Sampled	# of bottles	Required Tests	Sample Type	Matrix	Bottle Type	Preserve	Field Data (pH / Temperature) pH: Field Lab
INF	8/3/21	2359	1	TSS	Comp	AQ	1-Liter Plastic	4°C	7.9/23.6
	8/3/21	2359	1	BOD	Comp	AQ	1-Liter Plastic	4°C	

RECEIVED
AUG 04 2021
By

Geotracker EDD:
Logcode: iPCI
Global ID: WDR100000359

	Signature	Print Name (Company)	Date	Time
Relinquished by		Kyle Vardel (IPC)	8/4/21	1230
Received by		Cindy Monroe	8-4-21	1255
Relinquished by		Cindy Monroe	8.4.21	14:20
Received by				
Relinquished by				
Received in lab by		AUG 04 2021		1420

Sample Received Checklist

Temperature upon receipt: 4°C

# of bottles agrees with COC?	Yes	No
Samples intact?	Yes	No
Samples properly preserved?	Yes	No
Samples in holding time?	Yes	No

Compliance Monitor

Initial Flow _____

Final Flow _____

Sample Type	Matrix	Bottle Type
Grab	AQ - Water	P - Plastic
Comp	SO - Soil / Sludge	G - Amber Glass
	OT - Other	VOA - 40 ml Vial
		Coli - bacteria

Preservations
HC - HCl
HS - H_2SO_4
HN - HNO_3
HP - H_3PO_4
OH - NaOH
ST - Sodium Thiosulfate
AA - Ascorbic Acid
AI - $AlCl_3$
Cu - $CuSO_4$

Note: Samples are discarded 30 days after results are reported, unless other arrangements are made.

Rev 2 Effective 5/1/17

PAT-CHEM
LABORATORIES

QUALITY ANALYTICAL SERVICES SINCE 1987

1824 1st Street
San Fernando, CA 91340
(818) 639-5300 ph
(818) 639-5306 fx
pat-chem.com

Customer: **Integrated Performance Consultants, Inc.**
9297 Research Drive
Irvine CA, 92618

Attention: Ric Vardel
Report Date: 11-Aug-21 14:51
Subject: (MCC) Monthly EFF

Project/P.O.#: (MCC) Monthly EFF

Parameter	Method	QC Batch	RL	Prepared	Analyzed	Result	Notes
EFF (Sample I.D.# : 21H0094-01) Collected: 04-Aug-21 By KV							
Physical Properties							
Total Dissolved Solids	SM 2540C	AH10528	5	05-Aug-21	08-Aug-21	**812 mg/l**	
Inorganic Constituents							
Chloride	EPA 300.0	AH10615	20.0	06-Aug-21	09-Aug-21	**192 mg/l**	
Sulfate as SO4	EPA 300.0	AH10615	10.0	06-Aug-21	09-Aug-21	**223 mg/l**	
Boron	EPA 200.7	AH10524	0.10	05-Aug-21	10-Aug-21	**0.28 mg/l**	
Phosphorus, Total as P	EPA 365.3	AH10537	0.05	05-Aug-21	05-Aug-21	**0.27 mg/l**	
Aggregate Organic Constituents							
MBAS	SM 5540 C	AH10437	0.20	04-Aug-21	04-Aug-21	**<0.20 mg/l**	
Oil & Grease (HEM)	EPA 1664A	AH10526	5	05-Aug-21	06-Aug-21	**<5 mg/l**	

Notes and Definitions

RL Reporting Limit - The lowest amount of a constituent that can be reliably quantified and reported.

Respectfully Submitted,



Steve Jefferson 8/11/2021
Laboratory Director

Pat-Chem Laboratories
1824 1st Street
San Fernando, CA 91340

CHAIN OF CUSTODY RECORD

Phone (818) 639-5300
Fax (818) 639-5306

Environmental Sample

Sample I.D.#: ZI H0094

Customer: IPC - Integrated Performance Consultants, Inc.		**Project :** (MCC) EFF - Monthly	
Address: 9297 Research Drive Irvine CA 92618	**Sampled by:** Kyle Vardel	**P.O. #:**	
	Report Attention: Ric Vardel / Golan Kfir	**Phone #:** 949-382-9067	

Sample Description	Date Sampled	Time Sampled	# of bottles	Required Tests	Sample Type	Matrix	Bottle Type	Preserve	Field Data (pH / Temperature) pH: Field / Lab
EFF	8/4/21	1220	1	Sulfate, Chloride, TDS	Grab	AQ	1/2 Gal. P	4°C	7.6/25.7
	8/4/21	1220	1	MBAS	Grab	AQ	500 P	4°C	
	8/4/21	1220	1	Oil & Grease	Grab	AQ	1L G	HC	
	8/4/21	1220	1	Boron	Grab	AQ	250 P	HN	
	8/4/21	1220	1	T.Phos	Grab	AQ	500 P	4°C	
Geotracker EDD:									
Logcode: IPCI Global ID: WDR100000359									

RECEIVED
AUG 04 2021
By

Signature	Print Name (Company)	Date	Time
Relinquished by	Kyle Vardel (IPC)	8/4/21	1230
Received by	Cindy M.	8.4.21	1255
Relinquished by	Cindy M	8.4.21	1420
Received by			
Relinquished by			
Received in lab by	AUG 04 2021		1420

Sample Received Checklist

Temperature upon receipt: 4° C

# of bottles agrees with COC?	Yes	No
Samples intact?	Yes	No
Samples properly preserved?	Yes	No
Samples in holding time?	Yes	No

Compliance Monitor

Initial Flow _____

Final Flow _____

Sample Type
Grab
Comp

Matrix
AQ - Water
SO -Soil / Sludge
OT - Other

Bottle Type
P - Plastic
G - Amber Glass
VOA - 40 ml Vial
Coli - bacteria

Preservations
HC - HCl
HS - H_2SO_4
HN - HNO_3
HP - H_3PO_4
OH - NaOH
ST - Sodium Thiosulfate
AA - Ascorbic Acid
Al - $AlCl_3$
Cu - $CuSO_4$

Note: Samples are discarded 30 days after results are reported, unless other arrangements are made.

PAT-CHEM
LABORATORIES

QUALITY ANALYTICAL SERVICES SINCE 1987

1824 1st Street
San Fernando, CA 91340
(818) 639-5300 ph
(818) 639-5306 fx
pat-chem.com

Customer: **Integrated Performance Consultants, Inc.**
9297 Research Drive
Irvine CA, 92618

Attention: Ric Vardel
Report Date: 11-Aug-21 15:05
Subject: (MCC) Weekly EFF

Project/P.O.#: (MCC) Weekly EFF

Parameter	Method	QC Batch	RL	Prepared	Analyzed	Result	Notes
EFF (Sample I.D.# : 21H0095-01) Collected: 04-Aug-21 By Carlos A. of IPC							
Physical Properties							
Total Suspended Solids	SM2540D	AH10533	1	05-Aug-21	06-Aug-21	**<1 mg/l**	
Inorganic Constituents							
Ammonia as N	EPA 350.1	AH10608	0.10	06-Aug-21	06-Aug-21	**<0.10 mg/l**	
Nitrate as N	EPA 353.2	AH10536	0.05	05-Aug-21	05-Aug-21	**0.25 mg/l**	
Nitrite as N	EPA 353.2	AH10536	0.05	05-Aug-21	05-Aug-21	**<0.05 mg/l**	
Total Kjeldahl Nitrogen	EPA 351.2	AH10607	0.10	06-Aug-21	06-Aug-21	**0.76 mg/l**	
Aggregate Organic Constituents							
Biochemical Oxygen Demand	SM 5210B	AH10531	2	05-Aug-21	10-Aug-21	**6 mg/l**	

Notes and Definitions

RL Reporting Limit - The lowest amount of a constituent that can be reliably quantified and reported.

Respectfully Submitted,



Steve Jefferson 8/11/2021
Laboratory Director

Pat-Chem Laboratories
1824 1st Street
San Fernando, CA 91340

CHAIN OF CUSTODY RECORD

Phone (818) 639-5300
Fax (818) 639-5306

Environmental Sample

Sample I.D.#: 21H0095

Customer:	IPC - Integrated Performance Consultants, Inc.	Project:	**(MCC) Weekly EFF**
Address:	9297 Research Drive	Sampled by:	Kyle Vardel
	Irvine CA 92618	Report Attention:	Ric Vardel / Golan Kfir
		P.O. #:	
		Phone #:	949-382-9067

Sample Description	Date Sampled	Time Sampled	# of bottles	Required Tests	Sample Type	Matrix	Bottle Type	Preserve	Field Data (pH / Temperature) pH: (Field) Lab
EFF	8/4/21	1220	1	TSS	Grab	AQ	1-Liter-Plastic	4°C	8.1 / 26.1
	8/4/21	1220	1	Ammonia, TKN	Grab	AQ	500ml Plastic	4°C	
	8/4/21	1220	1	Nitrate, Nitrite	Grab	AQ	250ml Plastic	4°C	
	8/3/21	2359	1	BOD	Comp	AQ	1-Liter-Plastic	4°C	

RECEIVED
AUG 04 2021
By

Geotracker EDD:
Logcode: IPCI
Global ID: WDR100000359

	Signature	Print Name (Company)	Date	Time
Relinquished by		Kyle Vardel (IPC)	8/4/21	1230
Received by		Cindy M	8-4-21	1255
Relinquished by		Cindy M	8-4-21	1420
Received by				
Relinquished by				
Received in lab by		AUG 04 2021		1420

Sample Received Checklist

Temperature upon receipt: 4°C

# of bottles agrees with COC?	(Yes) No
Samples intact?	(Yes) No
Samples properly preserved?	(Yes) No
Samples in holding time?	(Yes) No

Compliance Monitor

Initial Flow _____

Final Flow _____

Sample Type	Matrix	Bottle Type
(Grab)	(AQ) - Water	(P) - Plastic
Comp	SO - Soil / Sludge	G - Amber Glass
	OT - Other	VOA - 40 ml Vial
		Coli - bacteria

Preservations

HC - HCl
HS - H_2SO_4
HN - HNO_3
HP - H_3PO_4
OH - NaOH
ST - Sodium Thiosulfate
AA - Ascorbic Acid
AI - $AlCl_3$
Cu - $CuSO_4$

Note: Samples are discarded 30 days after results are reported, unless other arrangements are made.

Rev 2 Effective 5/1/17

PAT-CHEM LABORATORIES
QUALITY ANALYTICAL SERVICES SINCE 1987
1824 1st Street
San Fernando, CA 91340
(818) 639-5300 ph
(818) 639-5306 fx
pat-chem.com

Customer: **Integrated Performance Consultants, Inc.**
9297 Research Drive
Irvine CA, 92618

Attention: Ric Vardel
Report Date: 18-Aug-21 14:16
Subject: (MCC) Daily EFF

Project/P.O.#: (MCC) Daily EFF

Parameter	Method	QC Batch	RL	Prepared	Analyzed	Result	Notes
EFF (Sample I.D.# : 21H0174-01) Collected: 08-Aug-21 By em of IPC							
Microbiological							
Fecal Coliforms	SM 9221E	AH10823	1.8	08-Aug-21	12-Aug-21	**<1.8 MPN/100 ml**	
Total Coliforms	SM 9221B	AH10823	1.8	08-Aug-21	12-Aug-21	**<1.8 MPN/100 ml**	
Inorganic Constituents							
pH	SM 4500H-B	AH11122	0.1	08-Aug-21	08-Aug-21	**7.3 pH Units**	
Residual Chlorine	SM 4500Cl-G	AH10936	0.05	09-Aug-21	09-Aug-21	**0.06 mg/l**	
EFF (Sample I.D.# : 21H0193-01) Collected: 09-Aug-21 By CM of PCL							
Microbiological							
Fecal Coliforms	SM 9221E	AH10932	1.8	09-Aug-21	13-Aug-21	**<1.8 MPN/100 ml**	
Total Coliforms	SM 9221B	AH10932	1.8	09-Aug-21	13-Aug-21	**<1.8 MPN/100 ml**	
Inorganic Constituents							
pH	SM 4500H-B	AH11122	0.1	09-Aug-21	09-Aug-21	**7.6 pH Units**	
Residual Chlorine	SM 4500Cl-G	AH11045	0.05	10-Aug-21	10-Aug-21	**0.06 mg/l**	
EFF (Sample I.D.# : 21H0211-01) Collected: 10-Aug-21 By CM of PCL							
Microbiological							
Fecal Coliforms	SM 9221E	AH11052	1.8	10-Aug-21	13-Aug-21	**<1.8 MPN/100 ml**	
Total Coliforms	SM 9221B	AH11052	1.8	10-Aug-21	13-Aug-21	**<1.8 MPN/100 ml**	
Inorganic Constituents							
pH	SM 4500H-B	AH11122	0.1	10-Aug-21	10-Aug-21	**7.5 pH Units**	
Residual Chlorine	SM 4500Cl-G	AH11125	0.05	11-Aug-21	11-Aug-21	**0.08 mg/l**	
EFF (Sample I.D.# : 21H0240-01) Collected: 11-Aug-21 By CA of IPC							
Microbiological							
Fecal Coliforms	SM 9221E	AH11129	1.8	11-Aug-21	13-Aug-21	**<1.8 MPN/100 ml**	
Total Coliforms	SM 9221B	AH11129	1.8	11-Aug-21	13-Aug-21	**<1.8 MPN/100 ml**	
Inorganic Constituents							
pH	SM 4500H-B	AH11828	0.1	11-Aug-21	11-Aug-21	**7.7 pH Units**	
Residual Chlorine	SM 4500Cl-G	AH11229	0.05	12-Aug-21	12-Aug-21	**0.06 mg/l**	

Respectfully Submitted,



Steve Jefferson 8/18/2021
Laboratory Director

PAT-CHEM LABORATORIES
QUALITY ANALYTICAL SERVICES SINCE 1987
1824 1st Street
San Fernando, CA 91340
(818) 639-5300 ph
(818) 639-5306 fx
pat-chem.com

Customer: **Integrated Performance Consultants, Inc.**
9297 Research Drive
Irvine CA, 92618

Attention: Ric Vardel
Report Date: 18-Aug-21 14:16
Subject: (MCC) Daily EFF

Project/P.O.#: (MCC) Daily EFF

Parameter	Method	QC Batch	RL	Prepared	Analyzed	Result	Notes
EFF (Sample I.D.# : 21H0274-01) Collected: 12-Aug-21 By Mario Aguirre of IPC							
Microbiological							
Fecal Coliforms	SM 9221E	AH11237	1.8	12-Aug-21	16-Aug-21	**<1.8 MPN/100 ml**	
Total Coliforms	SM 9221B	AH11237	1.8	12-Aug-21	16-Aug-21	**<1.8 MPN/100 ml**	
Inorganic Constituents							
pH	SM 4500H-B	AH11828	0.1	12-Aug-21	12-Aug-21	**7.6 pH Units**	
Residual Chlorine	SM 4500Cl-G	AH11646	0.05	16-Aug-21	16-Aug-21	**0.10 mg/l**	
EFF (Sample I.D.# : 21H0309-01) Collected: 13-Aug-21 By Mario Aguirre of IPC							
Microbiological							
Fecal Coliforms	SM 9221E	AH11343	1.8	13-Aug-21	15-Aug-21	**<1.8 MPN/100 ml**	
Total Coliforms	SM 9221B	AH11343	1.8	13-Aug-21	15-Aug-21	**<1.8 MPN/100 ml**	
Inorganic Constituents							
pH	SM 4500H-B	AH11828	0.1	13-Aug-21	13-Aug-21	**7.9 pH Units**	
Residual Chlorine	SM 4500Cl-G	AH11646	0.05	16-Aug-21	16-Aug-21	**0.12 mg/l**	
EFF (Sample I.D.# : 21H0324-01) Collected: 14-Aug-21 By Mario Aguirre of IPC							
Microbiological							
Fecal Coliforms	SM 9221E	AH11420	1.8	14-Aug-21	16-Aug-21	**<1.8 MPN/100 ml**	
Total Coliforms	SM 9221B	AH11420	1.8	14-Aug-21	16-Aug-21	**<1.8 MPN/100 ml**	
Inorganic Constituents							
pH	SM 4500H-B	AH11828	0.1	14-Aug-21	14-Aug-21	**7.5 pH Units**	
Residual Chlorine	SM 4500Cl-G	AH11646	0.05	16-Aug-21	16-Aug-21	**0.14 mg/l**	

Respectfully Submitted,

Steve Jefferson 8/18/2021
Laboratory Director

PAT-CHEM
LABORATORIES

QUALITY ANALYTICAL SERVICES SINCE 1987

1824 1st Street
San Fernando, CA 91340
(818) 639-5300 ph
(818) 639-5306 fx
pat-chem.com

Customer: **Integrated Performance Consultants, Inc.**
9297 Research Drive
Irvine CA, 92618

Attention: Ric Vardel
Report Date: 18-Aug-21 14:16
Subject: (MCC) Daily EFF

Project/P.O.#: (MCC) Daily EFF

Notes and Definitions

RL Reporting Limit - The lowest amount of a constituent that can be reliably quantified and reported.

Respectfully Submitted,

Steve Jefferson 8/18/2021
Laboratory Director

Pat-Chem Laboratories
1824 1st Street
San Fernando, CA 91340

CHAIN OF CUSTODY RECORD

Phone (818) 639-5300
Fax (818) 639-5306

Environmental Sample

Sample I.D.#: 21H0174

Customer: IPC - Integrated Performance Consultants, Inc.		Project: (MCC) Daily EFF	
Address: 9297 Research Drive		Sampled by: ERIC MORRIS	P.O. #:
Irvine CA 92618		Report Attention: Ric Vardel / Golan Kfir	Phone #: 949-382-9067

Sample Description	Date Sampled	Time Sampled	# of bottles	Required Tests	Sample Type	Matrix	Bottle Type	Preserv	Field Data (pH / Temperature) pH: Field Lab
EFF	8/8/21	10 10	1	pH, T.Res.Chlorine	Grab	AQ	500ml Plastic	4°C	7.3 / 26.6
	8/8/21	10 10	1	Total Coliform, Fecal Coliform	Grab	AQ	Coli Bottle	4°C, ST	

Geotracker EDD:
Logcode: IPCI
Global ID: WDR100000359

Signature	Print Name (Company)	Date	Time
Relinquished by	E. MORRIS IPC	8/8/21	10:15
Received by	Juan Vasquez (PCL)	8/8/21	10:13
Relinquished by			
Received by			
Relinquished by			
Received in lab by	Juan Vasquez (PCL)	8/8/21	11:07

Sample Received Checklist

Temperature upon receipt: 4 °C

# of bottles agrees with COC?	Yes No
Samples intact?	Yes No
Samples properly preserved?	Yes No
Samples in holding time?	Yes No

Compliance Monitor

Initial Flow _____

Final Flow _____

Sample Type	Preservations
Grab	HC - HCl
Comp	HS - H_2SO_4
Matrix	HN - HNO_3
AQ - Water	HP - H_3PO_4
SO - Soil / Sludge	OH - NaOH
OT - Other	ST - Sodium Thiosulfate
Bottle Type	AA - Ascorbic Acid
P - Plastic	AI - $AlCl_3$
G - Amber Glass	Cu - $CuSO_4$
VOA - 40 ml Vial	
Coli - bacteria	

Note: Samples are discarded 30 days after results are reported, unless other arrangements are made.

Rev 2 Effective 5/1/17

Pat-Chem Laboratories
1824 1st Street
San Fernando, CA 91340

CHAIN OF CUSTODY RECORD

Phone (818) 639-5300
Fax (818) 639-5306

Environmental Sample

Sample I.D.#: 21H0193

Customer: IPC - Integrated Performance Consultants, Inc.
Address: 9297 Research Drive, Irvine CA 92618
Project: (MCC) Daily EFF
Sampled by: Golan Kfir
Report Attention: Ric Vardel / Golan Kfir
P.O. #:
Phone #: 949-382-9067

Sample Description	Date Sampled	Time Sampled	# of bottles	Required Tests	Sample Type	Matrix	Bottle Type	Preserve	Field Data (pH / Temperature) pH: Field Lab
EFF	8/9/21	12:25	1	pH, T.Res.Chlorine	Grab	AQ	500ml Plastic	4°C	7.6/26.2 C
	"	"	1	Total Coliform, Fecal Coliform	Grab	AQ	Coli Bottle	4°C, ST	

RECEIVED
AUG 09 2021
By

Geotracker EDD:
Logcode: IPCI
Global ID: WDR100000359

Signature	Print Name (Company)	Date	Time
Relinquished by	Golan IPC	8/9/21	1330
Received by	Cindy Mapp	8-9-21	13:30
Relinquished by	Cindy Mapp	8-9-21	14:25
Received by			
Relinquished by			
Received in lab by	AUG 09 2021		1425

Sample Received Checklist

Temperature upon receipt: 4° C

# of bottles agrees with COC?	Yes No
Samples intact?	Yes No
Samples properly preserved?	Yes No
Samples in holding time?	Yes No

Compliance Monitor

Initial Flow _____

Final Flow _____

Sample Type	Preservations
Grab	HC - HCl
Comp	HS - H_2SO_4
Matrix	HN - HNO_3
AQ - Water	HP - H_3PO_4
SO - Soil / Sludge	OH - NaOH
OT - Other	ST - Sodium Thiosulfate
Bottle Type	AA - Ascorbic Acid
P - Plastic	AI - $AlCl_3$
G - Amber Glass	Cu - $CuSO_4$
VOA - 40 ml Vial	
Coli - bacteria	

Note: Samples are discarded 30 days after results are reported, unless other arrangements are made.

Rev 2 Effective 5/1/17

Pat-Chem Laboratories
1824 1st Street
San Fernando, CA 91340

CHAIN OF CUSTODY RECORD

Phone (818) 639-5300
Fax (818) 639-5306

Environmental Sample

Sample I.D.#: 21h0211

Customer: IPC - Integrated Performance Consultants, Inc.
Address: 9297 Research Drive, Irvine, CA 92618
Project: (MCC) Daily EFF
Sampled by: Kyle Vardel
Report Attention: Ric Vardel / Golan Kfir
P.O. #:
Phone #: 949-382-9067

Sample Description	Date Sampled	Time Sampled	# of bottles	Required Tests	Sample Type	Matrix	Bottle Type	Preserve	Field Data (pH / Temperature) pH: Field / Lab
EFF	8/10/21	1105	1	pH, T.Res.Chlorine	Grab	AQ	500ml Plastic	4°C	7.5 / 24.1
	8/10/21	1105	1	Total Coliform, Fecal Coliform	Grab	AQ	Coli Bottle	4°C, ST	

RECEIVED
AUG 10 2021
By

Geotracker EDD:
Logcode: IPCI
Global ID: WDR100000359

	Signature	Print Name (Company)	Date	Time
Relinquished by		Kyle Vardel (IPC)	8/10/21	1110
Received by		Cindy Murphy	8-10-21	1235
Relinquished by		Cindy Murphy	8-10-21	1325
Received by				
Relinquished by				
Received in lab by		AUG 10 2021		1325

Sample Received Checklist

Temperature upon receipt: 4°c
# of bottles agrees with COC? (Yes) No
Samples intact? (Yes) No
Samples properly preserved? (Yes) No
Samples in holding time? (Yes) No

Compliance Monitor

Initial Flow _____
Final Flow _____

Sample Type
(Grab)
Comp

Matrix
(AQ) - Water
SO -Soil / Sludge
OT - Other

Bottle Type
(P) - Plastic
G - Amber Glass
VOA - 40 ml Vial
Coli - bacteria

Preservations
HC - HCl
HS - H_2SO_4
HN - HNO_3
HP - H_3PO_4
ON - NaOH
(ST) - Sodium Thiosulfate
AA - Ascorbic Acid
Al - $AlCl_3$
Cu - $CuSO_4$

Note: Samples are discarded 30 days after results are reported, unless other arrangements are made.

Rev 2 Effective 5/1/17

Pat-Chem Laboratories
1824 1st Street
San Fernando, CA 91340

CHAIN OF CUSTODY RECORD

Phone (818) 639-5300
Fax (818) 639-5306

Environmental Sample

Sample I.D.#: 21T0240

Customer:	IPC - Integrated Performance Consultants, Inc.	Project:	(MCC) Daily EFF
Address:	9297 Research Drive	Sampled by:	P.O. #:
	Irvine CA 92618	Report Attention: Ric Vardel / Golan Kfir	Phone #: 949-382-9067

Sample Description	Date Sampled	Time Sampled	# of bottles	Required Tests	Sample Type	Matrix	Bottle Type	Preserve	Field Data (pH / Temperature) pH: Field Lab
EFF	08/11/21	1140	1	pH, T.Res.Chlorine	Grab	AQ	500ml Plastic	4°C	7.7/24 C
	1	1	1	Total Coliform, Fecal Coliform	Grab	AQ	Coli Bottle	4°C, ST	

RECEIVED
AUG 11 2021
By

Geotracker EDD:
Logcode: iPCI
Global ID: WDR100000359

	Signature	Print Name (Company)	Date	Time
Relinquished by		Carlos Alvarez (SBC)	08/11/21	1155
Received by		Cindy Mathews	8/11/21	12:00
Relinquished by		Cindy Mathews	8-11-21	1350
Received by				
Relinquished by				
Received in lab by		AUG 11 2021		1350

Sample Received Checklist 4°C

Temperature upon receipt:	
# of bottles agrees with COC?	Yes No
Samples intact?	Yes No
Samples properly preserved?	Yes No
Samples in holding time?	Yes No

Compliance Monitor

Initial Flow _____

Final Flow _____

Sample Type
Grab
Comp

Matrix
AQ - Water
SO -Soil / Sludge
OT - Other

Bottle Type
P - Plastic
G - Amber Glass
VOA - 40 ml Vial
Coli - bacteria

Preservations
HC - HCl
HS - H_2SO_4
HN - HNO_3
HP - H_3PO_4
OH - NaOH
ST - Sodium Thiosulfate
AA - Ascorbic Acid
Al - $AlCl_3$
Cu - $CuSO_4$

Note: Samples are discarded 30 days after results are reported, unless other arrangements are made.

Pat-Chem Laboratories
1824 1st Street
San Fernando, CA 91340

CHAIN OF CUSTODY RECORD

Phone (818) 639-5300
Fax (818) 639-5306

Environmental Sample

Sample I.D.#: 21H0274

Customer: IPC - Integrated Performance Consultants, Inc.
Address: 9297 Research Drive, Irvine CA 92618

Project: (MCC) Daily EFF
Sampled by: Maria Aguirre
Report Attention: Ric Vardel / Golan Kfir

P.O. #:
Phone #: 949-382-9067

Sample Description	Date Sampled	Time Sampled	# of bottles	Required Tests	Sample Type	Matrix	Bottle Type	Preserv.	Field Data (pH / Temperature) pH: Field Lab
EFF	8/12/21	11:15	1	pH, T.Res.Chlorine	Grab	AQ	500ml Plastic	4°C	7.62/23.4°C
"	"	"	1	Total Coliform, Fecal Coliform	Grab	AQ	Coli Bottle	4°C, ST	

RECEIVED
AUG 12 2021
BY

Geotracker EDD:
Logcode: IPCI
Global ID: WDR100000359

	Signature	Print Name (Company)	Date	Time
Relinquished by		Maria Aguirre (IPC)	8/12/21	11:21
Received by		MARIA SANTIESTEBAN (PCL)	8/12/21	1327
Relinquished by		MARIA SANTIESTEBAN (PCL)	8/12/21	1530
Received by				
Relinquished by				
Received in lab by			AUG 12 2021	1530

Sample Received Checklist

Temperature upon receipt: 4 °C
# of bottles agrees with COC? (Yes) No
Samples intact? (Yes) No
Samples properly preserved? (Yes) No
Samples in holding time? (Yes) No

Compliance Monitor

Initial Flow _____
Final Flow _____

Sample Type
(Grab)
Comp

Matrix
(AQ) - Water
SO -Soil / Sludge
OT - Other

Bottle Type
(P) - Plastic
G - Amber Glass
VOA - 40 ml Vial
(Coli) - bacteria

Preservations
HC - HCl
HS - H_2SO_4
HN - HNO_3
HP - H_3PO_4
OH - NaOH
(ST) - Sodium Thiosulfate
AA - Ascorbic Acid
AI - $AlCl_3$
Cu - $CuSO_4$

Note: Samples are discarded 30 days after results are reported, unless other arrangements are made.

Rev 2 Effective 5/1/17

Pat-Chem Laboratories
1824 1st Street
San Fernando, CA 91340

CHAIN OF CUSTODY RECORD

Phone (818) 639-5300
Fax (818) 639-5306

Environmental Sample

Sample I.D.#: 21H0309

Customer: IPC - Integrated Performance Consultants, Inc.		Project: (MCC) Daily EFF	
Address: 9297 Research Drive		Sampled by: Mario Aguirre	P.O. #:
Irvine CA 92618		Report Attention: Ric Vardel / Golan Kfir	Phone #: 949-382-9067

Sample Description	Date Sampled	Time Sampled	# of bottles	Required Tests	Sample Type	Matrix	Bottle Type	Preserve	Field Data (pH / Temperature) pH: Field Lab
EFF	8/13/21	11:04	1	pH, T.Res.Chlorine	Grab	AQ	500ml Plastic	4°C	7.9 / 26.4 °C
"	"	"	1	Total Coliform, Fecal Coliform	Grab	AQ	Coli Bottle	4°C, ST	

RECEIVED
AUG 13 2021
By

Geotracker EDD:
Logcode: IPCI
Global ID: WDR100000359

	Signature	Print Name (Company)	Date	Time
Relinquished by		Mario Aguirre (IPC)	8/13/21	11:10
Received by		Cindy Martinez	8-13-21	1240
Relinquished by		Cindy Martinez	8-13-21	1350
Received by				
Relinquished by				
Received in lab by		AUG 13 2021		1350

Sample Received Checklist

Temperature upon receipt: 4 °C

# of bottles agrees with COC? (Yes) No

Samples intact? (Yes) No

Samples properly preserved? (Yes) No

Samples in holding time? (Yes) No

Compliance Monitor

Initial Flow _____

Final Flow _____

Sample Type
(Grab)
Comp

Matrix
(AQ) - Water
SO -Soil / Sludge
OT - Other

Bottle Type
(P) - Plastic
G - Amber Glass
VOA - 40 ml Vial
(Col) - bacteria

Preservations
HC - HCl
HS - H_2SO_4
HN - HNO_3
HP - H_3PO_4
OH - NaOH
(ST) - Sodium Thiosulfate
AA - Ascorbic Acid
AI - $AlCl_3$
Cu -$CuSO_4$

Note: Samples are discarded 30 days after results are reported, unless other arrangements are made.

Pat-Chem Laboratories
1824 1st Street
San Fernando, CA 91340

CHAIN OF CUSTODY RECORD

Phone (818) 639-5300
Fax (818) 639-5306

Environmental Sample

Sample I.D.#: 21H0324

Customer: IPC - Integrated Performance Consultants, Inc.		**Project :** (MCC) Daily EFF	
Address: 9297 Research Drive		**Sampled by:** Jesus Avalos	**P.O. #:**
Irvine CA 92618		**Report Attention:** Ric Vardel / Golan Kfir	**Phone #:** 949-382-9067

Sample Description	Date Sampled	Time Sampled	# of bottles	Required Tests	Sample Type	Matrix	Bottle Type	Preserve	Field Data (pH / Temperature) pH: Field Lab
EFF	8/14/21	10:50	1	pH, T.Res.Chlorine	Grab	AQ	500ml Plastic	4°C	
"	"	"	1	Total Coliform, Fecal Coliform	Grab	AQ	Coli Bottle	4°C, ST	
Geotracker EDD:									
Logcode: IPCI									
Global ID: WDR100000359									

Signature	Print Name (Company)	Date	Time
Relinquished by: Jesus Avalos	Jesus Avalos (IPC)	8/14/21	10:55
Received by	Richard Martinez PCL	8/14/21	1110
Relinquished by	Richard Martinez PCL	8/14/21	1200
Received by			
Relinquished by			
Received in lab by	Richard Martinez PCL	8/14/21	1200

Sample Received Checklist

Temperature upon receipt: 4°C

# of bottles agrees with COC? (Yes) No

Samples intact? (Yes) No

Samples properly preserved? (Yes) No

Samples in holding time? (Yes) No

Compliance Monitor

Initial Flow _____

Final Flow _____

Sample Type
Grab
Comp

Matrix
AQ - Water
SO -Soil / Sludge
OT - Other

Bottle Type
P - Plastic
G - Amber Glass
VOA - 40 ml Vial
Coli - bacteria

Preservations
HC - HCl
HS - H_2SO_4
HN - HNO_3
HP - H_3PO_4
OH - NaOH
ST - Sodium Thiosulfate
AA - Ascorbic Acid
Al - $AlCl_3$
Cu - $CuSO_4$

Note: Samples are discarded 30 days after results are reported, unless other arrangements are made.

PAT-CHEM LABORATORIES
QUALITY ANALYTICAL SERVICES SINCE 1987
1824 1st Street
San Fernando, CA 91340
(818) 639-5300 ph
(818) 639-5306 fx
pat-chem.com

Customer: **Integrated Performance Consultants, Inc.**
9297 Research Drive
Irvine CA, 92618

Attention: Ric Vardel
Report Date: 18-Aug-21 14:24
Subject: (MCC) Weekly INF

Project/P.O.#: (MCC) Weekly INF

Parameter	Method	QC Batch	RL	Prepared	Analyzed	Result	Notes
INF (Sample I.D.# : 21H0249-01) Collected: 10-Aug-21 By CA of IPC							
Physical Properties							
Total Suspended Solids	SM2540D	AH11238	1	12-Aug-21	13-Aug-21	**316 mg/l**	
Aggregate Organic Constituents							
Biochemical Oxygen Demand	SM 5210B	AH11230	2	12-Aug-21	17-Aug-21	**836 mg/l**	

Notes and Definitions

RL Reporting Limit - The lowest amount of a constituent that can be reliably quantified and reported.

Respectfully Submitted,

Steve Jefferson 8/18/2021
Laboratory Director

Pat-Chem Laboratories
1824 1st Street
San Fernando, CA 91340

CHAIN OF CUSTODY RECORD

Phone (818) 639-5300
Fax (818) 639-5306

Environmental Sample

Sample I.D.#: 21H0249

Customer:	IPC - Integrated Performance Consultants, Inc.	Project:	(MCC) Weekly INF
Address:	9297 Research Drive	Sampled by:	C. Alvarez
	Irvine CA 92618	Report Attention:	Ric Vardel / Golan Kfir
		P.O. #:	
		Phone #:	949-382-9067

Sample Description	Date Sampled	Time Sampled	# of bottles	Required Tests	Sample Type	Matrix	Bottle Type	Preserve	Field Data (pH / Temperature) pH: Field Lab
INF	08/10/21	0000	1	TSS	Comp	AQ	1-Liter Plastic	4°C	
"	"	"	1	BOD	Comp	AQ	1-Liter Plastic	4°C	7.1/25.4°C

RECEIVED
AUG 11 2021
By

Geotracker EDD:
Logcode: IPCI
Global ID: WDR100000359

	Signature	Print Name (Company)	Date	Time
Relinquished by	C. Alvarez	Carlos Alvarez (IPC)	08/11/21	1155
Received by		Cindy MATHIS	8-11-21	12:00
Relinquished by		Cindy MATHIS	8/11/21	1350
Received by				
Relinquished by				
Received in lab by		AUG 11 2021		1350

Sample Received Checklist

Temperature upon receipt: 4°C

# of bottles agrees with COC?	(Yes) No
Samples intact?	(Yes) No
Samples properly preserved?	(Yes) No
Samples in holding time?	(Yes) No

Compliance Monitor

Initial Flow _____

Final Flow _____

Sample Type
(Grab)
(Comp)

Matrix
(AQ) - Water
SO -Soil / Sludge
OT - Other

Bottle Type
(P) - Plastic
G - Amber Glass
VOA - 40 ml Vial
Coli - bacteria

Preservations
HC - HCl
HS - H_2SO_4
HN - HNO_3
HP - H_3PO_4
OH - NaOH
ST - Sodium Thiosulfate
AA - Ascorbic Acid
AI - $AlCl_3$
Cu - $CuSO_4$

Note: Samples are discarded 30 days after results are reported, unless other arrangements are made.

Rev 2 Effective 5/1/17

PAT-CHEM
LABORATORIES

QUALITY ANALYTICAL SERVICES SINCE 1987

1824 1st Street
San Fernando, CA 91340
(818) 639-5300 ph
(818) 639-5306 fx
pat-chem.com

Customer: **Integrated Performance Consultants, Inc.**
9297 Research Drive
Irvine CA, 92618

Attention: Ric Vardel
Report Date: 18-Aug-21 14:21
Subject: (MCC) Weekly EFF

Project/P.O.#: (MCC) Weekly EFF

Parameter	Method	QC Batch	RL	Prepared	Analyzed	Result	Notes
EFF (Sample I.D.# : 21H0250-01) Collected: 11-Aug-21 By Carlos A. of IPC							
Physical Properties							
Total Suspended Solids	SM2540D	AH11238	1	12-Aug-21	13-Aug-21	**<1 mg/l**	
Inorganic Constituents							
Ammonia as N	EPA 350.1	AH11231	0.10	12-Aug-21	12-Aug-21	**0.10 mg/l**	
Nitrate as N	EPA 353.2	AH11227	0.05	12-Aug-21	12-Aug-21	**0.38 mg/l**	
Nitrite as N	EPA 353.2	AH11227	0.05	12-Aug-21	12-Aug-21	**<0.05 mg/l**	
Total Kjeldahl Nitrogen	EPA 351.2	AH11639	0.10	16-Aug-21	17-Aug-21	**0.71 mg/l**	

Notes and Definitions

RL Reporting Limit - The lowest amount of a constituent that can be reliably quantified and reported.

Respectfully Submitted,



Steve Jefferson 8/18/2021
Laboratory Director

Pat-Chem Laboratories
1824 1st Street
San Fernando, CA 91340

CHAIN OF CUSTODY RECORD

Phone (818) 639-5300
Fax (818) 639-5306

Environmental Sample

Sample I.D.#: 21H0250

Customer:	IPC - Integrated Performance Consultants, Inc.	Project:	(MCC) Weekly EFF
Address:	9297 Research Drive	Sampled by:	Rick Vardel / Golan Kfir
	Irvine CA 92618	Report Attention:	
		P.O. #:	
		Phone #:	949-382-9067

Sample Description	Date Sampled	Time Sampled	# of bottles	Required Tests	Sample Type	Matrix	Bottle Type	Preserve	Field Data (pH / Temperature) pH Field Lab
EFF	08/11/21	1140	1	TSS	Grab	AQ	1-Liter-Plastic	4°C	7.5/30.3°C
			1	Ammonia, TKN	Grab	AQ	500ml Plastic	4°C	
			1	Nitrate, Nitrite	Grab	AQ	250ml Plastic	4°C	
	08/10/21	0000	1	BOD	Comp	AQ	1-Liter-Plastic	4°C	

RECEIVED
AUG 11 2021
BY

Geotracker EDD:
Logcode: IPCI
Global ID: WDR100000359

	Signature	Print Name (Company)	Date	Time
Relinquished by		Carlos Alvarez (IPC)	08/11/21	1155
Received by		Cindy Warner	8-11-21	12:00
Relinquished by		Cindy Warner	8-11-21	1350
Received by				
Relinquished by				
Received in lab by		AUG 11 2021		1350

Sample Received Checklist

Temperature upon receipt: 4.4

# of bottles agrees with COC?	Yes	No
Samples intact?	Yes	No
Samples properly preserved?	Yes	No
Samples in holding time?	Yes	No

Compliance Monitor

Initial Flow _____

Final Flow _____

Sample Type	Matrix	Bottle Type
Grab	AQ - Water	P - Plastic
Comp	SO - Soil / Sludge	G - Amber Glass
	OT - Other	VOA - 40 ml Vial
		Coli - bacteria

Preservations
HC - HCl
HS - H_2SO_4
HN - HNO_3
HP - H_3PO_4
OH - NaOH
ST - Sodium Thiosulfate
AA - Ascorbic Acid
AI - $AlCl_3$
Cu - $CuSO_4$

Note: Samples are discarded 30 days after results are reported, unless other arrangements are made.

Rev 2 Effective 5/1/17

PAT-CHEM
LABORATORIES

QUALITY ANALYTICAL SERVICES SINCE 1987

1824 1st Street
San Fernando, CA 91340
(818) 639-5300 ph
(818) 639-5306 fx
pat-chem.com

Customer: **Integrated Performance Consultants, Inc.**
9297 Research Drive
Irvine CA, 92618

Attention: Ric Vardel
Report Date: 23-Aug-21 17:49
Subject: (MCC) Weekly EFF

Project/P.O.#: (MCC) Weekly EFF

Parameter	Method	QC Batch	RL	Prepared	Analyzed	Result	Notes
EFF (Sample I.D.# : 21H0311-01) Collected: 12-Aug-21 By Carlos A. of IPC							
Aggregate Organic Constituents							
Biochemical Oxygen Demand	SM 5210B	AH11545	2	15-Aug-21	20-Aug-21	**2 mg/l**	

Notes and Definitions

RL Reporting Limit - The lowest amount of a constituent that can be reliably quantified and reported.

Respectfully Submitted,

Steve Jefferson 8/23/2021
Laboratory Director

Pat-Chem Laboratories
1824 1st Street
San Fernando, CA 91340

CHAIN OF CUSTODY RECORD

Phone (818) 639-5300
Fax (818) 639-5306

Environmental Sample

Sample I.D.#: 21H0311

Customer: IPC - Integrated Performance Consultants, Inc.
Project: (MCC) Weekly EFF

Address: 9297 Research Drive
Irvine CA 92618

Sampled by: C.O.
Report Attention: Ric Vardel / Golan Kfir

P.O. #:
Phone #: 949-382-9067

Sample Description	Date Sampled	Time Sampled	# of bottles	Required Tests	Sample Type	Matrix	Bottle Type	Preserve	Field Data (pH / Temperature) pH: Field Lab
EFF			~~1~~	~~TSS~~	Grab	AQ	1-Liter-Plastic	4°C	
			~~1~~	~~Ammonia, TKN~~	Grab	AQ	500ml Plastic	4°C	
			~~1~~	~~Nitrate, Nitrite~~	Grab	AQ	250ml Plastic	4°C	
EFF - Composite	08/12/21	0000	1	BOD	Comp	AQ	1-Liter-Plastic	4°C	7.9/29.4°C

RECEIVED
AUG 13 2021
BY

Geotracker EDD:
Logcode: IPCI
Global ID: WDR100000359

	Signature	Print Name (Company)	Date	Time
Relinquished by	C.O.	Carlos Alvarez (CAC)	08/13/21	1140
Received by		Cindy Manrique	8-13-21	1212:40
Relinquished by		Cindy Manrique	8-13-21	1350
Received by				
Relinquished by				
Received in lab by		AUG 13 2021		1350

Sample Received Checklist

Temperature upon receipt: 4° C
# of bottles agrees with COC? (Yes) No
Samples intact? (Yes) No
Samples properly preserved? (Yes) No
Samples in holding time? (Yes) No

Compliance Monitor

Initial Flow _____
Final Flow _____

Sample Type
~~Grab~~
(Comp)

Matrix
(AQ) - Water
SO -Soil / Sludge
OT - Other

Bottle Type
(P) - Plastic
G - Amber Glass
VOA - 40 ml Vial
Coli - bacteria

Preservations
HC - HCl
HS - H_2SO_4
HN - HNO_3
HP - H_3PO_4
OH - NaOH
ST - Sodium Thiosulfate
AA - Ascorbic Acid
AI - $AlCl_3$
Cu -$CuSO_4$

Note: Samples are discarded 30 days after results are reported, unless other arrangements are made.

Rev 2 Effective 5/1/17

PAT-CHEM LABORATORIES
QUALITY ANALYTICAL SERVICES SINCE 1987
1824 1st Street
San Fernando, CA 91340
(818) 639-5300 ph
(818) 639-5306 fx
pat-chem.com

Customer: **Integrated Performance Consultants, Inc.**
9297 Research Drive
Irvine CA, 92618

Attention: Ric Vardel
Report Date: 23-Aug-21 17:44
Subject: (MCC) Daily EFF

Project/P.O.#: (MCC) Daily EFF

Parameter	Method	QC Batch	RL	Prepared	Analyzed	Result	Notes
EFF (Sample I.D.# : 21H0325-01) Collected: 15-Aug-21 By EM of IPC							
Microbiological							
Fecal Coliforms	SM 9221E	AH11546	1.8	15-Aug-21	18-Aug-21	**<1.8 MPN/100 ml**	
Total Coliforms	SM 9221B	AH11546	1.8	15-Aug-21	18-Aug-21	**<1.8 MPN/100 ml**	
Inorganic Constituents							
pH	SM 4500H-B	AH11828	0.1	15-Aug-21	15-Aug-21	**7.0 pH Units**	
Residual Chlorine	SM 4500Cl-G	AH11646	0.05	16-Aug-21	16-Aug-21	**0.15 mg/l**	
EFF (Sample I.D.# : 21H0338-01) Collected: 16-Aug-21 By MA of IPC							
Microbiological							
Fecal Coliforms	SM 9221E	AH11647	1.8	16-Aug-21	18-Aug-21	**<1.8 MPN/100 ml**	
Total Coliforms	SM 9221B	AH11647	1.8	16-Aug-21	18-Aug-21	**<1.8 MPN/100 ml**	
Inorganic Constituents							
pH	SM 4500H-B	AH11828	0.1	16-Aug-21	16-Aug-21	**7.1 pH Units**	
Residual Chlorine	SM 4500Cl-G	AH11759	0.05	17-Aug-21	17-Aug-21	**<0.05 mg/l**	
EFF (Sample I.D.# : 21H0376-01) Collected: 17-Aug-21 By JA of IPC							
Microbiological							
Fecal Coliforms	SM 9221E	AH11760	1.8	17-Aug-21	19-Aug-21	**<1.8 MPN/100 ml**	
Total Coliforms	SM 9221B	AH11760	1.8	17-Aug-21	19-Aug-21	**<1.8 MPN/100 ml**	
Inorganic Constituents							
pH	SM 4500H-B	AH11828	0.1	17-Aug-21	17-Aug-21	**7.8 pH Units**	
Residual Chlorine	SM 4500Cl-G	AH11945	0.05	19-Aug-21	19-Aug-21	**0.08 mg/l**	

Respectfully Submitted,

Steve Jefferson 8/23/2021
Laboratory Director

PAT-CHEM
LABORATORIES

QUALITY ANALYTICAL SERVICES SINCE 1987

1824 1st Street
San Fernando, CA 91340
(818) 639-5300 ph
(818) 639-5306 fx
pat-chem.com

Customer: **Integrated Performance Consultants, Inc.**
9297 Research Drive
Irvine CA, 92618

Attention: Ric Vardel
Report Date: 23-Aug-21 17:44
Subject: (MCC) Daily EFF

Project/P.O.#: (MCC) Daily EFF

Notes and Definitions

RL Reporting Limit - The lowest amount of a constituent that can be reliably quantified and reported.

Respectfully Submitted,

Steve Jefferson 8/23/2021
Laboratory Director

Pat-Chem Laboratories
1824 1st Street
San Fernando, CA 91340

CHAIN OF CUSTODY RECORD

Phone (818) 639-5300
Fax (818) 639-5306

Environmental Sample

Sample I.D.#: 2110325

Customer:	IPC - Integrated Performance Consultants, Inc.	**Project :**	(MCC) Daily EFF
Address:	9297 Research Drive	**Sampled by:**	E. MORRIS
	Irvine CA 92618	**Report Attention:**	Ric Vardel / Golan Kfir
		P.O. #:	
		Phone #:	949-382-9067

Sample Description	Date Sampled	Time Sampled	# of bottles	Required Tests	Sample Type	Matrix	Bottle Type	Preserve	Field Data (pH / Temperature) pH: Field Lab
EFF	8/15/21	945	1	pH, T.Res.Chlorine	Grab	AQ	500ml Plastic	4°C	7.0
			1	Total Coliform, Fecal Coliform	Grab	AQ	Coli Bottle	4°C, ST	

RECEIVED
AUG 15 2021
By

Geotracker EDD:
Logcode: IPCI
Global ID: WDR100000359

	Signature	Print Name (Company)	Date	Time
Relinquished by		E. MORRIS IPC	8/15/21	950
Received by		Juan V. (PCL)	8/15/21	11:00
Relinquished by		Juan V. (PCL)	8/15/21	11:55
Received by				
Relinquished by				
Received @ lab by		AUG 15 2021		1155

Sample Received Checklist 4°C

Temperature upon receipt: 4

# of bottles agrees with COC? (Yes) No

Samples intact? (Yes) No

Samples properly preserved? (Yes) No

Samples in holding time? (Yes) No

Compliance Monitor

Initial Flow _____

Final Flow _____

Sample Type
(Grab)
Comp

Matrix
(AQ) - Water
SO -Soil / Sludge
OT - Other

Bottle Type
(P) - Plastic
G - Amber Glass
VOA - 40 ml Vial
Coli - bacteria

Preservations
HC - HCl
HS - H_2SO_4
HN - HNO_3
HP - H_3PO_4
OH - NaOH
(ST) - Sodium Thiosulfate
AA - Ascorbic Acid
AI - $AlCl_3$
Cu - $CuSO_4$

Note: Samples are discarded 30 days after results are reported, unless other arrangements are made.

Rev 2 Effective 5/1/17

Pat-Chem Laboratories
1824 1st Street
San Fernando, CA 91340

CHAIN OF CUSTODY RECORD

Phone (818) 639-5300
Fax (818) 639-5306

Environmental Sample

Sample I.D.#: 21H0338

Customer: IPC - Integrated Performance Consultants, Inc.
Address: 9297 Research Drive, Irvine CA 92618
Project: (MCC) Daily EFF
Sampled by: Mari Aguirre
P.O. #:
Report Attention: Ric Vardel / Golan Kfir
Phone #: 949-382-9067

Sample Description	Date Sampled	Time Sampled	# of bottles	Required Tests	Sample Type	Matrix	Bottle Type	Preserve	Field Data (pH / Temperature) pH: (Field) Lab
EFF	8/16/21	11:28	1	pH, T.Res.Chlorine	Grab	AQ	500ml Plastic	4°C	7.1/31.1°C
"	"	"	1	Total Coliform, Fecal Coliform	Grab	AQ	Coli Bottle	4°C, ST	

RECEIVED
AUG 16 2021
By

Geotracker EDD:
Logcode: IPCI
Global ID: WDR100000359

	Signature	Print Name (Company)	Date	Time
Relinquished by		Mari Aguirre (IPC)	8/16/21	11:32
Received by		Juan V. (PCL)	8/16/21	12:24
Relinquished by		Juan V. (PCL)	8/16/21	13:38
Received by				
Relinquished by				
Received in lab by		AUG 16 2021		13:38

Sample Received Checklist

Temperature upon receipt: 4°C
# of bottles agrees with COC? (Yes) No
Samples intact? (Yes) No
Samples properly preserved? (Yes) No
Samples in holding time? (Yes) No

Compliance Monitor

Initial Flow _____
Final Flow _____

Sample Type
(Grab)
Comp

Matrix
(AQ) - Water
SO -Soil / Sludge
OT - Other

Bottle Type
(P) - Plastic
G - Amber Glass
VOA - 40 ml Vial
(Coli) - bacteria

Preservations
HC - HCl
HS - H_2SO_4
HN - HNO_3
HP - H_3PO_4
OH - NaOH
(ST) - Sodium Thiosulfate
AA - Ascorbic Acid
AI - $AlCl_3$
Cu -$CuSO_4$

Note: Samples are discarded 30 days after results are reported, unless other arrangements are made.

Rev 2 Effective 5/1/17

Pat-Chem Laboratories
1824 1st Street
San Fernando, CA 91340

CHAIN OF CUSTODY RECORD

Phone (818) 639-5300
Fax (818) 639-5306

Environmental Sample

Sample I.D.#: 21H0376

Customer:	IPC - Integrated Performance Consultants, Inc.	**Project :**	(MCC) Daily EFF
Address:	9297 Research Drive	**Sampled by:**	Jesus Avalos
	Irvine CA 92618	**Report Attention:**	Ric Vardel / Golan Kfir
		P.O. #:	
		Phone #:	949-382-9067

Sample Description	Date Sampled	Time Sampled	# of bottles	Required Tests	Sample Type	Matrix	Bottle Type	Preserve	Field Data (pH / Temperature) pH: Field Lab
EFF	8/17/21	11:50	1	pH, T.Res.Chlorine	Grab	AQ	500ml Plastic	4°C	7-8/28 °C
"	"	"	1	Total Coliform, Fecal Coliform	Grab	AQ	Coli Bottle	4°C, ST	

RECEIVED
AUG 17 2021
By

Geotracker EDD:
Logcode: IPCI
Global ID: WDR100000359

Signature	Print Name (Company)	Date	Time
Relinquished by: Jesus Avalos	Jesus Avalos (IPC)	8/17/21	11:55
Received by	Cindy Mamm	8-17-21	13:10
Relinquished by	Cindy Mamm	8-17-21	1420
Received by			
Relinquished by			
Received by	AUG 17 2021		1420

Sample Received Checklist

Temperature upon receipt: 4 °C
# of bottles agrees with COC? Yes No
Samples intact? Yes No
Samples properly preserved? Yes No
Samples in holding time? Yes No

Compliance Monitor

Initial Flow _____

Final Flow _____

Sample Type
(G) Grab
Comp

Matrix
(AQ) - Water
SO -Soil / Sludge
OT - Other

Bottle Type
(P) - Plastic
G - Amber Glass
VOA - 40 ml Vial
(Coli)- bacteria

Preservations
HC - HCl
HS - H_2SO_4
HN - HNO_3
HP - H_3PO_4
OH - NaOH
(ST) - Sodium Thiosulfate
AA - Ascorbic Acid
AI - $AlCl_3$
Cu -$CuSO_4$

Note: Samples are discarded 30 days after results are reported, unless other arrangements are made.

PAT-CHEM LABORATORIES
QUALITY ANALYTICAL SERVICES SINCE 1987
1824 1st Street
San Fernando, CA 91340
(818) 639-5300 ph
(818) 639-5306 fx
pat-chem.com

Customer: **Integrated Performance Consultants, Inc.**
9297 Research Drive
Irvine CA, 92618

Attention: Ric Vardel
Report Date: 19-Nov-21 16:38
Subject: (MCC) Annual EFF

Project/P.O.#: (MCC) Annual EFF

Parameter	Method	QC Batch	RL	Prepared	Analyzed	Result	Notes
EFF (Sample I.D.# : 21H0337-01) Collected: 16-Aug-21 By MA of IPC							
Inorganic Constituents							
Silver	EPA 200.8	AH11748	0.2	19-Aug-21	24-Aug-21	**<0.2 ug/l**	
Arsenic	EPA 200.8	AH11748	0.2	19-Aug-21	24-Aug-21	**1.8 ug/l**	
Beryllium	EPA 200.8	AH11748	0.2	19-Aug-21	24-Aug-21	**<0.2 ug/l**	
Cadmium	EPA 200.8	AH11748	0.2	19-Aug-21	24-Aug-21	**<0.2 ug/l**	
Chromium - Total	EPA 200.8	AH11748	0.2	19-Aug-21	24-Aug-21	**2.8 ug/l**	
Copper	EPA 200.8	AH11748	0.2	19-Aug-21	24-Aug-21	**1.7 ug/l**	
Cyanide (total)	SM 4500-CN-E	AH11824	0.0040	18-Aug-21	18-Aug-21	**<0.0040 mg/l**	
Mercury	EPA 245.1	AH11937	0.20	19-Aug-21	19-Aug-21	**<0.20 ug/l**	
Nickel	EPA 200.8	AH11748	0.5	19-Aug-21	24-Aug-21	**5.1 ug/l**	
Lead	EPA 200.8	AH11748	0.2	19-Aug-21	24-Aug-21	**<0.2 ug/l**	
Antimony	EPA 200.8	AH11748	1.0	19-Aug-21	24-Aug-21	**1.3 ug/l**	
Selenium	EPA 200.8	AH11748	2.0	19-Aug-21	24-Aug-21	**<2.0 ug/l**	
Thallium	EPA 200.8	AH11748	1.0	19-Aug-21	24-Aug-21	**<1.0 ug/l**	
Zinc	EPA 200.8	AH11748	1.0	19-Aug-21	24-Aug-21	**17 ug/l**	
Base/Neutral and Acid Extractables							
Acenaphthene	EPA 625.1	AH11833	2.0	18-Aug-21	21-Aug-21	**<2.0 ug/l**	
Acenaphthylene	EPA 625.1	AH11833	2.0	18-Aug-21	21-Aug-21	**<2.0 ug/l**	
Anthracene	EPA 625.1	AH11833	2.0	18-Aug-21	21-Aug-21	**<2.0 ug/l**	
Benzidine	EPA 625.1	AH11833	10.0	18-Aug-21	21-Aug-21	**<10.0 ug/l**	
Benzo (a) anthracene	EPA 625.1	AH11833	2.0	18-Aug-21	21-Aug-21	**<2.0 ug/l**	
Benzo (a) pyrene	EPA 625.1	AH11833	2.0	18-Aug-21	21-Aug-21	**<2.0 ug/l**	
Benzo (b) fluoranthene	EPA 625.1	AH11833	2.0	18-Aug-21	21-Aug-21	**<2.0 ug/l**	
Benzo (g,h,i) perylene	EPA 625.1	AH11833	2.0	18-Aug-21	21-Aug-21	**<2.0 ug/l**	
Benzo (k) fluoranthene	EPA 625.1	AH11833	2.0	18-Aug-21	21-Aug-21	**<2.0 ug/l**	
Bis(2-chloroethoxy)methane	EPA 625.1	AH11833	2.0	18-Aug-21	21-Aug-21	**<2.0 ug/l**	
Bis(2-choroethyl)ether	EPA 625.1	AH11833	2.0	18-Aug-21	21-Aug-21	**<2.0 ug/l**	

Respectfully Submitted,

Steve Jefferson 11/19/2021
Laboratory Director

PAT-CHEM LABORATORIES
QUALITY ANALYTICAL SERVICES SINCE 1987
1824 1st Street
San Fernando, CA 91340
(818) 639-5300 ph
(818) 639-5306 fx
pat-chem.com

Customer: **Integrated Performance Consultants, Inc.**
9297 Research Drive
Irvine CA, 92618

Attention: Ric Vardel
Report Date: 19-Nov-21 16:38
Subject: (MCC) Annual EFF

Project/P.O.#: (MCC) Annual EFF

Parameter	Method	QC Batch	RL	Prepared	Analyzed	Result	Notes
EFF (Sample I.D.# : 21H0337-01) Collected: 16-Aug-21 By MA of IPC							
Base/Neutral and Acid Extractables							
Bis(2-chloroisopropyl)ether	EPA 625.1	AH11833	2.0	18-Aug-21	21-Aug-21	**<2.0 ug/l**	
Bis(2-ethylhexyl)phthalate	EPA 625.1	AH11833	2.0	18-Aug-21	21-Aug-21	**<2.0 ug/l**	
4-Bromophenyl phenyl ether	EPA 625.1	AH11833	2.0	18-Aug-21	21-Aug-21	**<2.0 ug/l**	
Benzyl Butyl Phthalate	EPA 625.1	AH11833	2.0	18-Aug-21	21-Aug-21	**<2.0 ug/l**	
2-Chloronaphthalene	EPA 625.1	AH11833	2.0	18-Aug-21	21-Aug-21	**<2.0 ug/l**	
4-Chlorophenyl phenyl ether	EPA 625.1	AH11833	2.0	18-Aug-21	21-Aug-21	**<2.0 ug/l**	
Chrysene	EPA 625.1	AH11833	2.0	18-Aug-21	21-Aug-21	**<2.0 ug/l**	
Dibenzo (a,h) anthracene	EPA 625.1	AH11833	2.0	18-Aug-21	21-Aug-21	**<2.0 ug/l**	
3,3´-Dichlorobenzidine	EPA 625.1	AH11833	2.0	18-Aug-21	21-Aug-21	**<2.0 ug/l**	
Diethyl phthalate	EPA 625.1	AH11833	2.0	18-Aug-21	21-Aug-21	**<2.0 ug/l**	
Dimethyl phthalate	EPA 625.1	AH11833	2.0	18-Aug-21	21-Aug-21	**<2.0 ug/l**	
Di-n-butyl phthalate	EPA 625.1	AH11833	2.0	18-Aug-21	21-Aug-21	**<2.0 ug/l**	
2,4-Dinitrotoluene	EPA 625.1	AH11833	5.0	18-Aug-21	21-Aug-21	**<5.0 ug/l**	
2,6-Dinitrotoluene	EPA 625.1	AH11833	5.0	18-Aug-21	21-Aug-21	**<5.0 ug/l**	
Di-n-octyl phthalate	EPA 625.1	AH11833	2.0	18-Aug-21	21-Aug-21	**<2.0 ug/l**	
1,2-Diphenylhydrazine (Azobenzene)	EPA 625.1	AH11833	2.0	18-Aug-21	21-Aug-21	**<2.0 ug/l**	
Fluoranthene	EPA 625.1	AH11833	2.0	18-Aug-21	21-Aug-21	**<2.0 ug/l**	
Fluorene	EPA 625.1	AH11833	2.0	18-Aug-21	21-Aug-21	**<2.0 ug/l**	
Hexachlorobenzene	EPA 625.1	AH11833	2.0	18-Aug-21	21-Aug-21	**<2.0 ug/l**	
Hexachlorobutadiene	EPA 625.1	AH11833	2.0	18-Aug-21	21-Aug-21	**<2.0 ug/l**	
Hexachlorocyclopentadiene	EPA 625.1	AH11833	2.0	18-Aug-21	21-Aug-21	**<2.0 ug/l**	
Hexachloroethane	EPA 625.1	AH11833	2.0	18-Aug-21	21-Aug-21	**<2.0 ug/l**	
Indeno (1,2,3-cd) pyrene	EPA 625.1	AH11833	2.0	18-Aug-21	21-Aug-21	**<2.0 ug/l**	
Isophorone	EPA 625.1	AH11833	2.0	18-Aug-21	21-Aug-21	**<2.0 ug/l**	
Naphthalene	EPA 625.1	AH11833	2.0	18-Aug-21	21-Aug-21	**<2.0 ug/l**	
Nitrobenzene	EPA 625.1	AH11833	2.0	18-Aug-21	21-Aug-21	**<2.0 ug/l**	

Respectfully Submitted,

Steve Jefferson 11/19/2021
Laboratory Director

PAT-CHEM LABORATORIES
QUALITY ANALYTICAL SERVICES SINCE 1987
1824 1st Street
San Fernando, CA 91340
(818) 639-5300 ph
(818) 639-5306 fx
pat-chem.com

Customer: **Integrated Performance Consultants, Inc.**
9297 Research Drive
Irvine CA, 92618

Attention: Ric Vardel
Report Date: 19-Nov-21 16:38
Subject: (MCC) Annual EFF

Project/P.O.#: (MCC) Annual EFF

Parameter	Method	QC Batch	RL	Prepared	Analyzed	Result	Notes
EFF (Sample I.D.# : 21H0337-01) Collected: 16-Aug-21 By MA of IPC							
Base/Neutral and Acid Extractables							
N-Nitrosodimethylamine	EPA 625.1	AH11833	5.0	18-Aug-21	21-Aug-21	**<5.0 ug/l**	
N-Nitrosodi-n-propylamine	EPA 625.1	AH11833	2.0	18-Aug-21	21-Aug-21	**<2.0 ug/l**	
N-Nitrosodiphenylamine	EPA 625.1	AH11833	2.0	18-Aug-21	21-Aug-21	**<2.0 ug/l**	
Phenanthrene	EPA 625.1	AH11833	2.0	18-Aug-21	21-Aug-21	**<2.0 ug/l**	
Pyrene	EPA 625.1	AH11833	2.0	18-Aug-21	21-Aug-21	**<2.0 ug/l**	
1,2,4-Trichlorobenzene	EPA 625.1	AH11833	2.0	18-Aug-21	21-Aug-21	**<2.0 ug/l**	
2-Chlorophenol	EPA 625.1	AH11833	5.0	18-Aug-21	21-Aug-21	**<5.0 ug/l**	
2,4-Dichlorophenol	EPA 625.1	AH11833	2.0	18-Aug-21	21-Aug-21	**<2.0 ug/l**	
2,4-Dimethylphenol	EPA 625.1	AH11833	2.0	18-Aug-21	21-Aug-21	**<2.0 ug/l**	
4,6-Dinitro-2-methylphenol	EPA 625.1	AH11833	10.0	18-Aug-21	21-Aug-21	**<10.0 ug/l**	
2,4-Dinitrophenol	EPA 625.1	AH11833	10.0	18-Aug-21	21-Aug-21	**<10.0 ug/l**	
2-Nitrophenol	EPA 625.1	AH11833	2.0	18-Aug-21	21-Aug-21	**<2.0 ug/l**	
4-Nitrophenol	EPA 625.1	AH11833	10.0	18-Aug-21	21-Aug-21	**<10.0 ug/l**	
4-Chloro-3-methylphenol	EPA 625.1	AH11833	5.0	18-Aug-21	21-Aug-21	**<5.0 ug/l**	
Pentachlorophenol	EPA 625.1	AH11833	10.0	18-Aug-21	21-Aug-21	**<10.0 ug/l**	
Phenol	EPA 625.1	AH11833	5.0	18-Aug-21	21-Aug-21	**<5.0 ug/l**	
2,4,6-Trichlorophenol	EPA 625.1	AH11833	5.0	18-Aug-21	21-Aug-21	**<5.0 ug/l**	
Surrogate: 2-Fluorophenol	EPA 625.1	AH11833		18-Aug-21	21-Aug-21	*26.9 % (13.6-74)*	
Surrogate: Phenol-d6	EPA 625.1	AH11833		18-Aug-21	21-Aug-21	*18.2 % (8-65)*	
Surrogate: 2-Chlorophenol-d4	EPA 625.1	AH11833		18-Aug-21	21-Aug-21	*59.4 % (18-111)*	
Surrogate: 1,2-Dichlorobenzene-d4	EPA 625.1	AH11833		18-Aug-21	21-Aug-21	*59.1 % (30-106)*	
Surrogate: Nitrobenzene-d5	EPA 625.1	AH11833		18-Aug-21	21-Aug-21	*62.1 % (35.1-126)*	
Surrogate: 2-Fluorobiphenyl	EPA 625.1	AH11833		18-Aug-21	21-Aug-21	*66.9 % (34-124)*	
Surrogate: 2,4,6-Tribromophenol	EPA 625.1	AH11833		18-Aug-21	21-Aug-21	*87.7 % (19-155)*	
Surrogate: p-Terphenyl-d14	EPA 625.1	AH11833		18-Aug-21	21-Aug-21	*84.3 % (33-149)*	
Volatile Organics							
Acrolein	EPA 624.1	AH12544	5.0	25-Aug-21	25-Aug-21	**<5.0 ug/l**	

Respectfully Submitted,



Steve Jefferson 11/19/2021
Laboratory Director

PAT-CHEM LABORATORIES
QUALITY ANALYTICAL SERVICES SINCE 1987
1824 1st Street
San Fernando, CA 91340
(818) 639-5300 ph
(818) 639-5306 fx
pat-chem.com

Customer: **Integrated Performance Consultants, Inc.**
9297 Research Drive
Irvine CA, 92618

Attention: Ric Vardel
Report Date: 19-Nov-21 16:38
Subject: (MCC) Annual EFF

Project/P.O.#: (MCC) Annual EFF

Parameter	Method	QC Batch	RL	Prepared	Analyzed	Result	Notes
EFF (Sample I.D.# : 21H0337-01) Collected: 16-Aug-21 By MA of IPC							
Volatile Organics							
Acrylonitrile	EPA 624.1	AH12544	5.0	25-Aug-21	25-Aug-21	**<5.0 ug/l**	
Benzene	EPA 624.1	AH12544	1.0	25-Aug-21	25-Aug-21	**<1.0 ug/l**	
Bromoform	EPA 624.1	AH12544	1.0	25-Aug-21	25-Aug-21	**<1.0 ug/l**	
Carbon tetrachloride	EPA 624.1	AH12544	1.0	25-Aug-21	25-Aug-21	**<1.0 ug/l**	
Chlorobenzene	EPA 624.1	AH12544	1.0	25-Aug-21	25-Aug-21	**<1.0 ug/l**	
Dibromochloromethane	EPA 624.1	AH12544	1.0	25-Aug-21	25-Aug-21	**<1.0 ug/l**	
Chloroethane	EPA 624.1	AH12544	1.0	25-Aug-21	25-Aug-21	**<1.0 ug/l**	
2-Chloroethylvinyl ether	EPA 624.1	AH12544	5.0	25-Aug-21	25-Aug-21	**<5.0 ug/l**	
Chloroform	EPA 624.1	AH12544	1.0	25-Aug-21	25-Aug-21	**10.0 ug/l**	
Bromodichloromethane	EPA 624.1	AH12544	1.0	25-Aug-21	25-Aug-21	**1.3 ug/l**	
1,2-Dichlorobenzene	EPA 624.1	AH12544	1.0	25-Aug-21	25-Aug-21	**<1.0 ug/l**	
1,3-Dichlorobenzene	EPA 624.1	AH12544	1.0	25-Aug-21	25-Aug-21	**<1.0 ug/l**	
1,4-Dichlorobenzene	EPA 624.1	AH12544	1.0	25-Aug-21	25-Aug-21	**<1.0 ug/l**	
1,1-Dichloroethane	EPA 624.1	AH12544	1.0	25-Aug-21	25-Aug-21	**<1.0 ug/l**	
1,2-Dichloroethane	EPA 624.1	AH12544	1.0	25-Aug-21	25-Aug-21	**<1.0 ug/l**	
1,1-Dichloroethylene	EPA 624.1	AH12544	1.0	25-Aug-21	25-Aug-21	**<1.0 ug/l**	
1,2-Dichloropropane	EPA 624.1	AH12544	1.0	25-Aug-21	25-Aug-21	**<1.0 ug/l**	
cis-1,3-Dichloropropene	EPA 624.1	AH12544	1.0	25-Aug-21	25-Aug-21	**<1.0 ug/l**	
trans-1,3-Dichloropropene	EPA 624.1	AH12544	1.0	25-Aug-21	25-Aug-21	**<1.0 ug/l**	
Ethylbenzene	EPA 624.1	AH12544	1.0	25-Aug-21	25-Aug-21	**<1.0 ug/l**	
Methyl Bromide (Bromomethane)	EPA 624.1	AH12544	2.0	25-Aug-21	25-Aug-21	**<2.0 ug/l**	
Methyl Chloride (Chloromethane)	EPA 624.1	AH12544	2.0	25-Aug-21	25-Aug-21	**<2.0 ug/l**	
Methylene chloride (Dichloromethane)	EPA 624.1	AH12544	1.0	25-Aug-21	25-Aug-21	**<1.0 ug/l**	
1,1,2,2-Tetrachloroethane	EPA 624.1	AH12544	1.0	25-Aug-21	25-Aug-21	**<1.0 ug/l**	
Tetrachloroethylene	EPA 624.1	AH12544	1.0	25-Aug-21	25-Aug-21	**<1.0 ug/l**	
Toluene	EPA 624.1	AH12544	1.0	25-Aug-21	25-Aug-21	**<1.0 ug/l**	

Respectfully Submitted,



Steve Jefferson 11/19/2021
Laboratory Director

PAT-CHEM LABORATORIES
QUALITY ANALYTICAL SERVICES SINCE 1987
1824 1st Street
San Fernando, CA 91340
(818) 639-5300 ph
(818) 639-5306 fx
pat-chem.com

Customer: **Integrated Performance Consultants, Inc.**
9297 Research Drive
Irvine CA, 92618

Attention: Ric Vardel
Report Date: 19-Nov-21 16:38
Subject: (MCC) Annual EFF

Project/P.O.#: (MCC) Annual EFF

Parameter	Method	QC Batch	RL	Prepared	Analyzed	Result	Notes
EFF (Sample I.D.# : 21H0337-01) Collected: 16-Aug-21 By MA of IPC							
Volatile Organics							
trans-1,2-Dichloroethylene	EPA 624.1	AH12544	1.0	25-Aug-21	25-Aug-21	**<1.0 ug/l**	
1,1,1-Trichloroethane	EPA 624.1	AH12544	1.0	25-Aug-21	25-Aug-21	**<1.0 ug/l**	
1,1,2-Trichloroethane	EPA 624.1	AH12544	1.0	25-Aug-21	25-Aug-21	**<1.0 ug/l**	
Trichloroethylene	EPA 624.1	AH12544	1.0	25-Aug-21	25-Aug-21	**<1.0 ug/l**	
Vinyl chloride	EPA 624.1	AH12544	1.0	25-Aug-21	25-Aug-21	**<1.0 ug/l**	
Surrogate: Dibromofluoromethane	EPA 624.1	AH12544		25-Aug-21	25-Aug-21	*97.0 % (70-130)*	
Surrogate: Toluene-d8	EPA 624.1	AH12544		25-Aug-21	25-Aug-21	*99.6 % (70-130)*	
Surrogate: Bromofluorobenzene	EPA 624.1	AH12544		25-Aug-21	25-Aug-21	*106 % (70-130)*	
Organochlorine Pesticides and PCBs							
Aldrin	EPA 608.3	AH11756	0.005	17-Aug-21	23-Aug-21	**<0.005 ug/l**	
alpha-BHC	EPA 608.3	AH11756	0.01	17-Aug-21	23-Aug-21	**<0.01 ug/l**	
beta-BHC	EPA 608.3	AH11756	0.005	17-Aug-21	23-Aug-21	**<0.005 ug/l**	
gamma-BHC (Lindane)	EPA 608.3	AH11756	0.01	17-Aug-21	23-Aug-21	**<0.01 ug/l**	
delta-BHC	EPA 608.3	AH11756	0.005	17-Aug-21	23-Aug-21	**<0.005 ug/l**	
Chlordane	EPA 608.3	AH11756	0.1	17-Aug-21	23-Aug-21	**<0.1 ug/l**	
4,4´-DDT	EPA 608.3	AH11756	0.01	17-Aug-21	23-Aug-21	**<0.01 ug/l**	
4,4´-DDE	EPA 608.3	AH11756	0.01	17-Aug-21	23-Aug-21	**<0.01 ug/l**	
4,4´-DDD	EPA 608.3	AH11756	0.01	17-Aug-21	23-Aug-21	**<0.01 ug/l**	
Dieldrin	EPA 608.3	AH11756	0.01	17-Aug-21	23-Aug-21	**<0.01 ug/l**	
alpha-Endosulfan (I)	EPA 608.3	AH11756	0.01	17-Aug-21	23-Aug-21	**<0.01 ug/l**	
beta-Endosulfan (II)	EPA 608.3	AH11756	0.01	17-Aug-21	23-Aug-21	**<0.01 ug/l**	
Endosulfan Sulfate	EPA 608.3	AH11756	0.01	17-Aug-21	23-Aug-21	**<0.01 ug/l**	
Endrin	EPA 608.3	AH11756	0.01	17-Aug-21	23-Aug-21	**<0.01 ug/l**	
Endrin Aldehyde	EPA 608.3	AH11756	0.01	17-Aug-21	23-Aug-21	**<0.01 ug/l**	
Heptachlor	EPA 608.3	AH11756	0.01	17-Aug-21	23-Aug-21	**<0.01 ug/l**	
Heptachlor Epoxide	EPA 608.3	AH11756	0.01	17-Aug-21	23-Aug-21	**<0.01 ug/l**	
Aroclor 1016 (PCB)	EPA 608.3	AH11756	0.1	17-Aug-21	23-Aug-21	**<0.1 ug/l**	

Respectfully Submitted,



Steve Jefferson 11/19/2021
Laboratory Director

PAT-CHEM LABORATORIES
QUALITY ANALYTICAL SERVICES SINCE 1987
1824 1st Street
San Fernando, CA 91340
(818) 639-5300 ph
(818) 639-5306 fx
pat-chem.com

Customer: **Integrated Performance Consultants, Inc.**
9297 Research Drive
Irvine CA, 92618

Attention: Ric Vardel
Report Date: 19-Nov-21 16:38
Subject: (MCC) Annual EFF

Project/P.O.#: (MCC) Annual EFF

Parameter	Method	QC Batch	RL	Prepared	Analyzed	Result	Notes
EFF (Sample I.D.# : 21H0337-01) Collected: 16-Aug-21 By MA of IPC							
Organochlorine Pesticides and PCBs							
Aroclor 1221 (PCB)	EPA 608.3	AH11756	0.1	17-Aug-21	23-Aug-21	**<0.1 ug/l**	
Aroclor 1232 (PCB)	EPA 608.3	AH11756	0.1	17-Aug-21	23-Aug-21	**<0.1 ug/l**	
Aroclor 1242 (PCB)	EPA 608.3	AH11756	0.1	17-Aug-21	23-Aug-21	**<0.1 ug/l**	
Aroclor 1248 (PCB)	EPA 608.3	AH11756	0.1	17-Aug-21	23-Aug-21	**<0.1 ug/l**	
Aroclor 1254 (PCB)	EPA 608.3	AH11756	0.1	17-Aug-21	23-Aug-21	**<0.1 ug/l**	
Aroclor 1260 (PCB)	EPA 608.3	AH11756	0.1	17-Aug-21	23-Aug-21	**<0.1 ug/l**	
Toxaphene	EPA 608.3	AH11756	0.1	17-Aug-21	23-Aug-21	**<0.1 ug/l**	
Surrogate: Tetrachloro-m-xylene	EPA 608.3	AH11756		17-Aug-21	23-Aug-21	*44.0 % (31.3-103)*	
Surrogate: Decachlorobiphenyl	EPA 608.3	AH11756		17-Aug-21	23-Aug-21	*54.0 % (13.5-142)*	

Notes and Definitions

RL Reporting Limit - The lowest amount of a constituent that can be reliably quantified and reported.

Respectfully Submitted,



Steve Jefferson 11/19/2021
Laboratory Director

LA Testing
520 Mission Street South Pasadena, CA 91030
Phone/Fax: (323) 254-9960 / (323) 254-9982
http://www.LATesting.com / pasadenalab@latesting.com

LA Testing Order ID: 322115006
Customer ID: PTCM42
Customer PO:
Project ID:

Attn: Steve Berentsen
Pat Chem Laboratories
1824 1st St
San Fernando, CA 91340

Phone: (805) 532-0012
Fax:
Received: 08/18/2021
Analyzed: 08/28/2021

Proj: 21H0337

Test Report: Determination of Asbestos Structures ≥ 0.5 µm & > 10µm in Water Performed by the 100.2 Method (EPA 600/R-94/134)

Sample ID Client / EMSL	Sample Filtration Date/Time	Original Sample Vol. Filtered (ml)	Effective Filter Area (mm²)	Area Analyzed (mm²)	ASBESTOS					
						Asbestos Types	Fibers Detected	Analytical Sensitivity	Concentration	Confidence Limits
								MFL (million fibers per liter)		
21H0337-01 322115006-0001	8/18/2021 11:00 AM	15	1288	0.2600	≥ 0.5 µm	None Detected	ND	0.33	<0.33	0.00 - 1.20
					> 10 µm only	None Detected	ND	0.33	<0.33	0.00 - 1.20

Collection Date/Time: *08/16/2021 11:15 AM*

Analyst(s)
Sherrie Ahmad (1)

Jerry Drapala Ph.D, Laboratory Manager
or Other Approved Signatory

Any questions please contact Jerry Drapala.

Initial report from: 08/30/2021 16:48:53

LA Testing maintains liability limited to cost of analysis. Interpretation and use of test results are the responsibility of the client. This report relates only to the samples reported above, and may not be reproduced, except in full, without written approval by LA Testing. LA Testing bears no responsibility for sample collection activities or analytical method limitations. The report reflects the samples as received. Results are generated from the field sampling data (sampling volumes and areas, locations, etc.) provided by the client on the Chain of Custody. Samples are within quality control criteria and met method specifications unless otherwise noted. Estimation of uncertainty is available on request. Sample collection and containers provided by the client, acceptable bottle blank level is defined as ≤0.01MFL>10um. ND=None Detected. No Fibers Detected: the value will be reported as less than 369% of the concentration equivalent to one fiber. 1 to 4 fibers: The result will be reported as less than the corresponding upper 95% confidence limit (Poisson),5 to 30 fibers: Mean and 95% confidence intervals will be reported on the basis of the Poisson assumption. When more than 30 fibers are counted, both the Gaussian 95% confidence interval and the Poisson 95% confidence interval will be calculated. The large of these two intervals will be selected for data reporting. When the Gaussian 95% confidence interval is selected for data reporting, the Poisson will also be noted.

Samples analyzed by LA Testing South Pasadena, CA CA ELAP 2283

SUBCONTRACT ORDER

Pat-Chem Laboratories

21H0337

#322115006

SENDING LABORATORY:

Pat-Chem Laboratories
1824 First Street
San Fernando, CA 91340
Phone: 818-639-5300
Fax: 818-639-5306
Project Manager: Stephen Berentsen

RECEIVING LABORATORY:

LA Testing
520 Mission St,
South Pasadena, CA 91030
Phone :(800) 303-0047
Fax:

Analysis	Due	Expires	Laboratory ID	Comments
Sample ID: 21H0337-01 WASTE **Water**	**Sampled: 16-Aug-21 11:15**			**IPC - (MCC) Annual EFF**
Asbestos Water	31-Aug-21 12:00	12-Feb-22 11:15		SUB-OUT
Containers Supplied:				

4.2°c

Released By: [signature] Date: AUG 17 2021 Received By: [signature] Date: 8/17/2021 1525

Released By Date Received By Date

Page 1 of 1

WECK LABORATORIES, INC.

Certificate of Analysis

FINAL REPORT

Work Orders: 1H19024

Project: 21H0337

Attn: Stephen Berentsen

Client: Pat-Chem Laboratories, Inc.
1824 1st Street
San Fernando, CA 91340

Report Date: 11/12/2021

Received Date: 8/19/2021

Turnaround Time: Normal

Phones: (818) 639-5300

Fax: (818) 639-5306

P.O. #: COD TERMS

Billing Code:

ELAP-CA #1132 • EPA-UCMR #CA00211 • Guam-EPA #17-008R • HW-DOH #4047 • LACSD #10143 • NELAP-OR #4047 • NJ-DEP #CA015 • NV-DEP #NAC 445A • SCAQMD #93LA1006

This is a complete final report. The information in this report applies to the samples analyzed in accordance with the chain-of-custody document. Weck Laboratories certifies that the test results meet all requirements of TNI unless noted by qualifiers or written in the Case Narrative. This analytical report must be reproduced in its entirety.

Dear Stephen Berentsen,

Enclosed are the results of analyses for samples received 8/19/21 with the Chain-of-Custody document. The samples were received in good condition, at 4.7 °C and on ice. All analyses met the method criteria except as noted in the case narrative or in the report with data qualifiers.

Reviewed by:

Rahul R. Nair
Project Manager

14859 Clark Avenue,City of Industry CA, 91745 | Phone: (626) 336-2139 | Fax: (626) 336-2634

www.wecklabs.com

Pat-Chem Laboratories, Inc.
1824 1st Street
San Fernando, CA 91340

Project Number: 21H0337

Project Manager: Stephen Berentsen

Reported:
11/12/2021 10:09

Sample Summary

Sample Name	Sampled By	Lab ID	Matrix	Sampled	Qualifiers
21H0337-01	Client	1H19024-01	Water	08/16/21 11:15	

Analyses Accreditation Summary

Analyte	CAS #	Not By NELAP	ANAB ISO 17025
EPA 521 in Water			
N-Nitrosodimethylamine	62-75-9	✓	
NDMA-d6		✓	

14859 Clark Avenue,City of Industry CA, 91745 | Phone: (626) 336-2139 | Fax: (626) 336-2634
www.wecklabs.com

Pat-Chem Laboratories, Inc.
1824 1st Street
San Fernando, CA 91340

Project Number: 21H0337

Project Manager: Stephen Berentsen

Reported: 11/12/2021 10:09

Sample Results

Sample: 21H0337-01 — Sampled: 08/16/21 11:15 by Client

1H19024-01 (Water)

Analyte	Result	MRL	Units	Dil	Analyzed	Qualifier
PPCPs - Hormones by LC/MSMS-APCI						
Method: EPA 1694M-APCI		**Instr:** LCMS03				
Batch ID: W1H1502 **Preparation:** EPA 3535/SPE		**Prepared:** 08/23/21 09:12				**Analyst:** jna
17-b-Estradiol	ND	4.0	ng/l	1	08/25/21	U-01
PPCPs - Pharmaceuticals by LC/MSMS-ESI-						
Method: EPA 1694M-ESI-		**Instr:** LCMS03				
Batch ID: W1H1501 **Preparation:** EPA 3535/SPE		**Prepared:** 08/23/21 09:11				**Analyst:** jna
Triclosan	ND	8.0	ng/l	1	08/25/21	U-01
PPCPs - Pharmaceuticals by LC/MSMS-ESI+						
Method: EPA 1694M-ESI+		**Instr:** LCMS03				
Batch ID: W1H1500 **Preparation:** EPA 3535/SPE		**Prepared:** 08/23/21 09:06				**Analyst:** jna
Caffeine	**27**	4.0	ng/l	1	08/24/21	U-01
DEET	**78**	4.0	ng/l	1	08/24/21	U-01

Sample Results

Sample: 21H0337-01 — Sampled: 08/16/21 11:15 by Client

1H19024-01RE1 (Water)

Analyte	Result	MRL	Units	Dil	Analyzed	Qualifier
Nitrosamines by CI GC/MS/MS, EPA 521						
Method: EPA 521		**Instr:** GCMS09				
Batch ID: W1H1995 **Preparation:** EPA 521/SPE		**Prepared:** 08/30/21 08:48				**Analyst:** mld
N-Nitrosodimethylamine	ND	2.0	ng/l	1	08/31/21	
Surrogate(s)						
NDMA-d6	*88%*	*Conc: 21.9*	*70-130*		*08/31/21*	
PPCPs - Pharmaceuticals by LC/MSMS-ESI+						
Method: EPA 1694M-ESI+		**Instr:** LCMS03				
Batch ID: W1H1500 **Preparation:** EPA 3535/SPE		**Prepared:** 08/23/21 09:06				**Analyst:** jna
Sucralose	**16000**	20	ng/l	1	08/25/21	E-01, I-05, U-01

14859 Clark Avenue,City of Industry CA, 91745 | Phone: (626) 336-2139 | Fax: (626) 336-2634

www.wecklabs.com

Pat-Chem Laboratories, Inc.
1824 1st Street
San Fernando, CA 91340

Project Number: 21H0337

Project Manager: Stephen Berentsen

Reported:
11/12/2021 10:09

Quality Control Results

Nitrosamines by CI GC/MS/MS, EPA 521

Analyte	Result	MRL	Units	Spike Level	Source Result	%REC	%REC Limits	RPD	RPD Limit	Qualifier
Batch: W1H1995 - EPA 521										
Blank (W1H1995-BLK1)				**Prepared: 08/30/21**	**Analyzed: 08/31/21**					
N-Nitrosodimethylamine	ND	2.0	ng/l							
Surrogate(s)										
NDMA-d6	*20.8*		*ng/l*	*25.0*		*83*	*70-130*			
LCS (W1H1995-BS1)				**Prepared: 08/30/21**	**Analyzed: 08/31/21**					
N-Nitrosodimethylamine	1.98	2.0	ng/l	2.00		99	50-150			
Surrogate(s)										
NDMA-d6	*29.5*		*ng/l*	*25.0*		*118*	*70-130*			
Matrix Spike (W1H1995-MS1)	**Source: 1H25046-01**			**Prepared: 08/30/21**	**Analyzed: 08/31/21**					
N-Nitrosodimethylamine	2.08	2.0	ng/l	2.16	ND	96	50-150			
Surrogate(s)										
NDMA-d6	*30.0*		*ng/l*	*27.0*		*111*	*70-130*			
Matrix Spike Dup (W1H1995-MSD1)	**Source: 1H25046-01**			**Prepared: 08/30/21**	**Analyzed: 08/31/21**					
N-Nitrosodimethylamine	2.16	2.0	ng/l	2.08	ND	104	50-150	4	50	
Surrogate(s)										
NDMA-d6	*25.6*		*ng/l*	*26.0*		*98*	*70-130*			

Quality Control Results

PPCPs - Hormones by LC/MSMS-APCI

Analyte	Result	MRL	Units	Spike Level	Source Result	%REC	%REC Limits	RPD	RPD Limit	Qualifier
Batch: W1H1502 - EPA 1694M-APCI										
Blank (W1H1502-BLK1)				**Prepared: 08/23/21**	**Analyzed: 08/25/21**					
17-a-Ethynylestradiol	ND	4.0	ng/l							
17-b-Estradiol	ND	4.0	ng/l							
Estrone	ND	4.0	ng/l							
Progesterone	ND	4.0	ng/l							
Testosterone	ND	4.0	ng/l							
LCS (W1H1502-BS1)				**Prepared: 08/23/21**	**Analyzed: 08/25/21**					
17-a-Ethynylestradiol	42.0	4.0	ng/l	40.0		105	68-159			
17-b-Estradiol	32.4	4.0	ng/l	40.0		81	65-146			
Estrone	35.8	4.0	ng/l	40.0		89	59-141			
Progesterone	38.3	4.0	ng/l	40.0		96	58-154			
Testosterone	41.3	4.0	ng/l	40.0		103	60-172			
LCS Dup (W1H1502-BSD1)				**Prepared: 08/23/21**	**Analyzed: 08/25/21**					
17-a-Ethynylestradiol	51.1	4.0	ng/l	40.0		128	68-159	20	30	
17-b-Estradiol	42.8	4.0	ng/l	40.0		107	65-146	28	30	
Estrone	38.8	4.0	ng/l	40.0		97	59-141	8	30	
Progesterone	41.7	4.0	ng/l	40.0		104	58-154	8	30	
Testosterone	46.7	4.0	ng/l	40.0		117	60-172	12	30	

14859 Clark Avenue,City of Industry CA, 91745 | Phone: (626) 336-2139 | Fax: (626) 336-2634
www.wecklabs.com

Pat-Chem Laboratories, Inc.
1824 1st Street
San Fernando, CA 91340

Project Number: 21H0337

Project Manager: Stephen Berentsen

Reported:
11/12/2021 10:09

Quality Control Results

(Continued)

PPCPs - Pharmaceuticals by LC/MSMS-ESI-

Analyte	Result	MRL	Units	Spike Level	Source Result	%REC	%REC Limits	RPD	RPD Limit	Qualifier
Batch: W1H1501 - EPA 1694M-ESI-										
Blank (W1H1501-BLK1)				**Prepared: 08/23/21 Analyzed: 08/25/21**						
Bisphenol A	44.6	4.0	ng/l							B
Diclofenac	ND	4.0	ng/l							
Gemfibrozil	ND	4.0	ng/l							
Ibuprofen	ND	4.0	ng/l							
Iopromide	ND	4.0	ng/l							
Naproxen	ND	4.0	ng/l							
Salicylic Acid	ND	100	ng/l							
Triclosan	ND	8.0	ng/l							
LCS (W1H1501-BS1)				**Prepared: 08/23/21 Analyzed: 08/25/21**						
Bisphenol A	100	4.0	ng/l	40.0		251	53-168			BS-H
Diclofenac	31.7	4.0	ng/l	40.0		79	37-218			
Gemfibrozil	43.9	4.0	ng/l	40.0		110	76-122			
Ibuprofen	44.7	4.0	ng/l	40.0		112	67-139			
Iopromide	59.6	4.0	ng/l	40.0		149	0.1-163			
Naproxen	47.6	4.0	ng/l	40.0		119	64-138			
Salicylic Acid	1060	100	ng/l	1000		106	56-229			
Triclosan	96.3	8.0	ng/l	80.0		120	76-139			
LCS Dup (W1H1501-BSD1)				**Prepared: 08/23/21 Analyzed: 08/25/21**						
Bisphenol A	87.6	4.0	ng/l	40.0		219	53-168	13	30	BS-H
Diclofenac	40.5	4.0	ng/l	40.0		101	37-218	24	30	
Gemfibrozil	47.1	4.0	ng/l	40.0		118	76-122	7	30	
Ibuprofen	38.6	4.0	ng/l	40.0		96	67-139	15	30	
Iopromide	83.4	4.0	ng/l	40.0		209	0.1-163	33	30	BS-04
Naproxen	51.6	4.0	ng/l	40.0		129	64-138	8	30	
Salicylic Acid	1100	100	ng/l	1000		110	56-229	4	30	
Triclosan	95.3	8.0	ng/l	80.0		119	76-139	1	30	

14859 Clark Avenue,City of Industry CA, 91745 | Phone: (626) 336-2139 | Fax: (626) 336-2634

www.wecklabs.com

Pat-Chem Laboratories, Inc.
1824 1st Street
San Fernando, CA 91340

Project Number: 21H0337

Project Manager: Stephen Berentsen

Reported:
11/12/2021 10:09

Quality Control Results

(Continued)

PPCPs - Pharmaceuticals by LC/MSMS-ESI+

Analyte	Result	MRL	Units	Spike Level	Source Result	%REC	%REC Limits	RPD	RPD Limit	Qualifier
Batch: W1H1500 - EPA 1694M-ESI+										
Blank (W1H1500-BLK1)				**Prepared: 08/23/21 Analyzed: 08/24/21**						
Acetaminophen	ND	5.0	ng/l							
Albuterol	ND	5.0	ng/l							
Atenolol	ND	4.0	ng/l							
Atorvastatin	ND	4.0	ng/l							
Caffeine	ND	4.0	ng/l							
Carbadox	ND	10	ng/l							
Carbamazepine	ND	4.0	ng/l							
Ciprofloxacin	ND	20	ng/l							
Cotinine	ND	8.0	ng/l							
DEET	ND	4.0	ng/l							
Diazepam	ND	4.0	ng/l							
Erythromycin	ND	5.0	ng/l							
Fluoxetine	ND	4.0	ng/l							
Meprobamate	ND	4.0	ng/l							
Methadone	ND	4.0	ng/l							
Quinoline	ND	4.0	ng/l							
Sulfamethoxazole	ND	4.0	ng/l							
TCEP	ND	10	ng/l							
TCPP	ND	50	ng/l							
Trimethoprim	ND	4.0	ng/l							
Blank (W1H1500-BLK2)				**Prepared: 08/23/21 Analyzed: 08/25/21**						
Phenytoin (Dilantin)	ND	4.0	ng/l							QC-2
Primidone	ND	4.0	ng/l							QC-2
Sucralose	ND	20	ng/l							QC-2
TDCPP	ND	50	ng/l							QC-2
Blank (W1H1500-BLK3)				**Prepared: 08/23/21 Analyzed: 08/27/21**						
Azithromycin	ND	20	ng/l							QC-2
LCS (W1H1500-BS1)				**Prepared: 08/23/21 Analyzed: 08/24/21**						
Acetaminophen	59.5	5.0	ng/l	50.0		119	66-156			
Albuterol	13.9	5.0	ng/l	50.0		28	50-150			BS-L
Atenolol	45.6	4.0	ng/l	40.0		114	56-164			
Atorvastatin	15.5	4.0	ng/l	40.0		39	0.1-173			
Caffeine	36.7	4.0	ng/l	40.0		92	55-152			
Carbadox	71.3	10	ng/l	100		71	50-150			
Carbamazepine	46.2	4.0	ng/l	40.0		116	60-135			
Ciprofloxacin	209	20	ng/l	200		104	51-168			
Cotinine	81.2	8.0	ng/l	80.0		102	68-155			
DEET	51.7	4.0	ng/l	40.0		129	45-135			
Diazepam	35.1	4.0	ng/l	40.0		88	58-127			

14859 Clark Avenue,City of Industry CA, 91745 | Phone: (626) 336-2139 | Fax: (626) 336-2634
www.wecklabs.com

Pat-Chem Laboratories, Inc.
1824 1st Street
San Fernando, CA 91340

Project Number: 21H0337

Project Manager: Stephen Berentsen

Reported:
11/12/2021 10:09

Quality Control Results

(Continued)

PPCPs - Pharmaceuticals by LC/MSMS-ESI+ (Continued)

Analyte	Result	MRL	Units	Spike Level	Source Result	%REC	%REC Limits	RPD	RPD Limit	Qualifier
Batch: W1H1500 - EPA 1694M-ESI+ (Continued)										
LCS (W1H1500-BS1)				**Prepared: 08/23/21**	**Analyzed: 08/24/21**					
Erythromycin	2.70	5.0	ng/l	50.0		5	50-150			BS-L
Fluoxetine	37.7	4.0	ng/l	40.0		94	55-150			
Meprobamate	30.2	4.0	ng/l	40.0		76	11-166			
Methadone	39.4	4.0	ng/l	40.0		98	62-137			
Quinoline	11.2	4.0	ng/l	40.0		28	50-150			BS-L
Sulfamethoxazole	38.3	4.0	ng/l	40.0		96	60-133			
TCEP	88.2	10	ng/l	100		88	25-149			
TCPP	529	50	ng/l	500		106	24-149			
Trimethoprim	36.0	4.0	ng/l	40.0		90	67-139			
LCS (W1H1500-BS2)				**Prepared: 08/23/21**	**Analyzed: 08/25/21**					
Phenytoin (Dilantin)	39.6	4.0	ng/l	40.0		99	69-138			QC-2
Primidone	40.4	4.0	ng/l	40.0		101	54-147			QC-2
Sucralose	211	20	ng/l	200		106	50-150			QC-2
TDCPP	640	50	ng/l	500		128	20-158			QC-2
LCS (W1H1500-BS3)				**Prepared: 08/23/21**	**Analyzed: 08/27/21**					
Azithromycin	212	20	ng/l	200		106	52-166			QC-2
LCS Dup (W1H1500-BSD1)				**Prepared: 08/23/21**	**Analyzed: 08/24/21**					
Acetaminophen	63.8	5.0	ng/l	50.0		128	66-156	7	30	
Albuterol	10.9	5.0	ng/l	50.0		22	50-150	24	30	BS-L
Atenolol	49.3	4.0	ng/l	40.0		123	56-164	8	30	
Atorvastatin	17.3	4.0	ng/l	40.0		43	0.1-173	11	30	
Caffeine	40.9	4.0	ng/l	40.0		102	55-152	11	30	
Carbadox	95.4	10	ng/l	100		95	50-150	29	30	
Carbamazepine	36.0	4.0	ng/l	40.0		90	60-135	25	30	
Ciprofloxacin	246	20	ng/l	200		123	51-168	16	30	
Cotinine	94.1	8.0	ng/l	80.0		118	68-155	15	30	
DEET	46.6	4.0	ng/l	40.0		116	45-135	10	30	
Diazepam	39.1	4.0	ng/l	40.0		98	58-127	11	30	
Erythromycin	2.72	5.0	ng/l	50.0		5	50-150	0.5	30	BS-L
Fluoxetine	43.5	4.0	ng/l	40.0		109	55-150	14	30	
Meprobamate	42.7	4.0	ng/l	40.0		107	11-166	34	30	Q-12
Methadone	42.4	4.0	ng/l	40.0		106	62-137	7	30	
Quinoline	9.88	4.0	ng/l	40.0		25	50-150	13	30	BS-L
Sulfamethoxazole	40.4	4.0	ng/l	40.0		101	60-133	5	30	
TCEP	107	10	ng/l	100		107	25-149	20	30	
TCPP	581	50	ng/l	500		116	24-149	9	30	
Trimethoprim	39.0	4.0	ng/l	40.0		98	67-139	8	30	
LCS Dup (W1H1500-BSD2)				**Prepared: 08/23/21**	**Analyzed: 08/25/21**					
Phenytoin (Dilantin)	39.9	4.0	ng/l	40.0		100	69-138	0.7	30	QC-2

14859 Clark Avenue,City of Industry CA, 91745 | Phone: (626) 336-2139 | Fax: (626) 336-2634

www.wecklabs.com

Pat-Chem Laboratories, Inc.
1824 1st Street
San Fernando, CA 91340

Project Number: 21H0337

Project Manager: Stephen Berentsen

Reported:
11/12/2021 10:09

Quality Control Results

(Continued)

PPCPs - Pharmaceuticals by LC/MSMS-ESI+ (Continued)

Analyte	Result	MRL	Units	Spike Level	Source Result	%REC	%REC Limits	RPD	RPD Limit	Qualifier
Batch: W1H1500 - EPA 1694M-ESI+ (Continued)										
LCS Dup (W1H1500-BSD2)				**Prepared: 08/23/21**	**Analyzed: 08/25/21**					
Primidone	45.1	4.0	ng/l	40.0		113	54-147	11	30	QC-2
Sucralose	240	20	ng/l	200		120	50-150	13	30	QC-2
TDCPP	648	50	ng/l	500		130	20-158	1	30	QC-2
LCS Dup (W1H1500-BSD3)				**Prepared: 08/23/21**	**Analyzed: 08/27/21**					
Azithromycin	231	20	ng/l	200		116	52-166	9	30	QC-2

14859 Clark Avenue,City of Industry CA, 91745 | Phone: (626) 336-2139 | Fax: (626) 336-2634
www.wecklabs.com

Pat-Chem Laboratories, Inc.
1824 1st Street
San Fernando, CA 91340

Project Number: 21H0337

Project Manager: Stephen Berentsen

Reported:
11/12/2021 10:09

Notes and Definitions

Item	Definition
B	Blank contamination. The analyte was found in the associated blank as well as in the sample.
BS-04	The recovery of this analyte in LCS or LCSD was outside control limit. Sample was accepted based on the remaining LCS, LCSD or LCS-LL.
BS-H	The recovery of this analyte in the BS/LCS was over the control limit. Sample result is suspect.
BS-L	The recovery of this analyte in the BS/LCS was below the control limit. Sample result is suspect.
E-01	The concentration indicated for this analyte is an estimated value above the calibration range.
I-05	Low internal standard recovery possibly due to matrix interference. The result is suspect.
Q-12	The RPD result exceeded the QC control limits; however, both percent recoveries were acceptable. Sample results for the QC batch were accepted based on the percent recoveries and/or other acceptable QC data.
QC-2	This QC sample was reanalyzed to complement samples that require re-analysis on different date. See analysis date.
U-01	The sample was received without the proper preservation.
%REC	Percent Recovery
Dil	Dilution
MRL	The minimum levels, concentrations, or quantities of a target variable (e.g., target analyte) that can be reported with a specified degree of confidence. The MRL is also known as Limit of Quantitation (LOQ)
ND	NOT DETECTED at or above the Method Reporting Limit (MRL). If Method Detection Limit (MDL) is reported, then ND means not detected at or above the MDL.
RPD	Relative Percent Difference
Source	Sample that was matrix spiked or duplicated.

Any remaining sample(s) will be disposed of one month from the final report date unless other arrangements are made in advance.

All results are expressed on wet weight basis unless otherwise specified.

All samples collected by Weck Laboratories have been sampled in accordance to laboratory SOP Number MIS002.

14859 Clark Avenue,City of Industry CA, 91745 | Phone: (626) 336-2139 | Fax: (626) 336-2634

www.wecklabs.com

September 2, 2021

Pat-Chem Laboratories
ATTN:Steven Jefferson
1824 1st St
San Fernando, CA 91340

Lab ID : SP 2111353
Customer : 2-12670

Laboratory Report

Introduction: This report package contains total of 3 pages divided into 3 sections:

Case Narrative	(1 pages)	: An overview of the work performed at FGL.
Sample Results	(1 page)	: Results for each sample submitted.
Quality Control	(1 page)	: Supporting Quality Control (QC) results.

Case Narrative

This Case Narrative pertains to the following samples:

Sample Description	Date Sampled	Date Received	FGL Lab ID #	Matrix
21H0337-01	08/16/2021	08/17/2021	SP 2111353-001	W

Sampling and Receipt Information: All samples were received in acceptable condition and within temperature requirements, unless noted on the Condition Upon Receipt (CUR) form. All samples arrived at 6 °C. All samples were prepared and analyzed within the method specified hold time. All samples were checked for pH if acid or base preservation is required (except for VOAs). For details of sample receipt information, please see the attached Chain of Custody and Condition Upon Receipt Form.

Quality Control: All samples were prepared and analyzed according to the following tables:

Inorganic - Wet Chemistry QC

218.6	08/23/2021:213058 All analysis quality controls are within established criteria
	08/23/2021:209681 All preparation quality controls are within established criteria (performed at FGL-SP ELAP# 1573)

Certification:: I certify that this data package is in compliance with ELAP standards, both technically and for completeness, except for any conditions listed above. Release of the data contained in this data package is authorized by the Laboratory Director or his designee, as verified by the following electronic signature.

KD:MKH

Reviewed and Approved By **Kelly A. Dunnahoo, B.S.** Digitally signed by Kelly A. Dunnahoo, B.S. Title: Laboratory Director Date: 2021-09-02

Corporate Offices & Laboratory
853 Corporation Street
Santa Paula, CA 93060
TEL: (805)392-2000
Env FAX: (805)525-4172 / Ag FAX: (805)392-2063
CA ELAP Certification No. 1573

Office & Laboratory
2500 Stagecoach Road
Stockton, CA 95215
TEL: (209)942-0182
FAX: (209)942-0423
CA ELAP Certification No. 1563

Office & Laboratory
563 E. Lindo Avenue
Chico, CA 95926
TEL: (530)343-5818
FAX: (530)343-3807
CA ELAP Certification No. 2670

Office & Laboratory
3442 Empresa Drive, Suite D
San Luis Obispo, CA 93401
TEL: (805)783-2940
FAX: (805)783-2912
CA ELAP Certification No. 2775

Office & Laboratory
9415 W. Goshen Avenue
Visalia, CA 93291
TEL: (559)734-9473
FAX: (559)734-8435
CA ELAP Certification No. 2810

September 2, 2021

Pat-Chem Laboratories
ATTN:Steven Jefferson
1824 1st St
San Fernando, CA 91340

Description : 21H0337-01
Project : 21H0337

Lab ID : SP 2111353-001
Customer ID : 2-12670

Sampled On : August 16, 2021-11:15
Sampled By : Not Available
Received On : August 17, 2021-14:50
Matrix : Water

Sample Result - Inorganic

Constituent	Result	PQL	Units	Note	Sample Preparation		Sample Analysis	
					Method	Date/ID	Method	Date/ID
Wet Chemistry								
Chromium VI	0.1	0.1	ug/L		218.6	08/23/21:209681	218.6	08/23/21:213058

ND=Non-Detected. PQL=Practical Quantitation Limit. * PQL adjusted for dilution.

Corporate Offices & Laboratory
853 Corporation Street
Santa Paula, CA 93060
TEL: (805)392-2000
Env FAX: (805)525-4172 / Ag FAX: (805)392-2063
CA ELAP Certification No. 1573

Office & Laboratory
2500 Stagecoach Road
Stockton, CA 95215
TEL: (209)942-0182
FAX: (209)942-0423
CA ELAP Certification No. 1563

Office & Laboratory
563 E. Lindo Avenue
Chico, CA 95926
TEL: (530)343-5818
FAX: (530)343-3807
CA ELAP Certification No. 2670

Office & Laboratory
3442 Empresa Drive, Suite D
San Luis Obispo, CA 93401
TEL: (805)783-2940
FAX: (805)783-2912
CA ELAP Certification No. 2775

Office & Laboratory
9415 W. Goshen Avenue
Visalia, CA 93291
TEL: (559)734-9473
FAX: (559)734-8435
CA ELAP Certification No. 2810

September 2, 2021 Lab ID : SP 2111353
Pat-Chem Laboratories Customer : 2-12670

Quality Control - Inorganic

Constituent	Method	Date/ID	Type	Units	Conc.	QC Data	DQO	Note
Wet Chem								
Chromium VI	218.6	08/23/21:209681VVH	Blank	ug/L		ND	<0.1	
			LCS	ug/L	2.000	98.6 %	90-110	
			MS	ug/L	2.000	97.2 %	75-125	
		(SP 2111594-001)	MSD	ug/L	2.000	97.4 %	75-125	
			MSRPD	ug/L	2.000	0.05%	≤20	
			MS	ug/L	2.000	86.3 %	75-125	
		(SP 2111595-001)	MSD	ug/L	2.000	90.5 %	75-125	
			MSRPD	ug/L	2.000	0.8%	≤20	
	218.6	08/23/21:213058VVH	CCB	ppb		0.000	0.1	
			CCV	ppb	5.000	98.8 %	95-105	
			CCB	ppb		0.000	0.1	
			CCV	ppb	5.000	98.1 %	95-105	

Definition

CCV	: Continuing Calibration Verification - Analyzed to verify the instrument calibration is within criteria.
CCB	: Continuing Calibration Blank - Analyzed to verify the instrument baseline is within criteria.
Blank	: Method Blank - Prepared to verify that the preparation process is not contributing contamination to the samples.
LCS	: Laboratory Control Standard/Sample - Prepared to verify that the preparation process is not affecting analyte recovery.
MS	: Matrix Spikes - A random sample is spiked with a known amount of analyte. The recoveries are an indication of how that sample matrix affects analyte recovery.
MSD	: Matrix Spike Duplicate of MS/MSD pair - A random sample duplicate is spiked with a known amount of analyte. The recoveries are an indication of how that sample matrix affects analyte recovery.
MSRPD	: MS/MSD Relative Percent Difference (RPD) - The MS relative percent difference is an indication of precision for the preparation and analysis.
ND	: Non-detect - Result was below the DQO listed for the analyte.
DQO	: Data Quality Objective - This is the criteria against which the quality control data is compared.

Corporate Offices & Laboratory
853 Corporation Street
Santa Paula, CA 93060
TEL: (805)392-2000
Env FAX: (805)525-4172 / Ag FAX: (805)392-2063
CA ELAP Certification No. 1573

Office & Laboratory
2500 Stagecoach Road
Stockton, CA 95215
TEL: (209)942-0182
FAX: (209)942-0423
CA ELAP Certification No. 1563

Office & Laboratory
563 E. Lindo Avenue
Chico, CA 95926
TEL: (530)343-5818
FAX: (530)343-3807
CA ELAP Certification No. 2670

Office & Laboratory
3442 Empresa Drive, Suite D
San Luis Obispo, CA 93401
TEL: (805)783-2940
FAX: (805)783-2912
CA ELAP Certification No. 2775

Office & Laboratory
9415 W. Goshen Avenue
Visalia, CA 93291
TEL: (559)734-9473
FAX: (559)734-8435
CA ELAP Certification No. 2810

SUBCONTRACT ORDER

Pat-Chem Laboratories

21H0337

211353

SENDING LABORATORY:

Pat-Chem Laboratories
1824 First Street
San Fernando, CA 91340
Phone: 818-639-5300
Fax: 818-639-5306
Project Manager: Stephen Berentsen

RECEIVING LABORATORY:

Fruit Growers - FGL
853 Corporation Street
Santa Paula, CA 93060
Phone :(805) 525-3824
Fax: (805) 525-4172

Analysis		Due	Expires	Laboratory ID	Comments
Sample ID: 21H0337-01	**Water**	**Sampled: 16-Aug-21 11:15**			**IPC - (MCC) Annual EFF**
Hex Cr 218.6 (Sub)		31-Aug-21 12:00	23-Aug-21 11:15		SUB-OUT
Containers Supplied:					

Released By	Date	Received By	Date
[signature]	AUG 17 2021	[signature]	8/17/21 14:50
Released By	Date	Received By	Date

6° C

Pat-Chem Laboratories
1824 1st Street
San Fernando, CA 91340

CHAIN OF CUSTODY RECORD

Phone (818) 639-5300
Fax (818) 639-5306

Environmental Sample

Sample I.D.#: 21170337

Customer: IPC, Inc.		Project: (MCC) Annual EFF	
Address: 9297 Research Drive		Sampled by: Mario Aguirre	P.O. #:
Irvine CA 92618		Report Attention: Ric Vardel / Golan Kfir	Phone #: 949-382-9067

Sample Description	Date Sampled	Time Sampled	# of bottles	Required Tests	Sample Type	Matrix	Bottle Type	Preserve	Field Data (pH / Temperature) pH: Field Lab
EFF	8/16/21	11:15	1	Priority Metals	Grab	AQ	1L P	HN	
			1	Hex Cr	Grab	AQ	250 P	4°C	
			2	624 Priority	Grab	AQ	VOA	4°C	
			2	625 Priority, 608 Priority	Grab	AQ	1L G	4°C	
			1	CN	Grab	AQ	250 P	OH, AA 4°C	
			1	Asbestos	Grab	AQ	1L G		
			6	17-Estradiol, Caffeine, NDMA, Triciosan, DEET, Sucralose	Grab	AQ	1L G	4°C	

RECEIVED
AUG 16 2021
By

	Signature	Print Name (Company)	Date	Time
Relinquished by		Mario Aguirre (IPC)	8/16/21	11:32
Received by		Juan V. (PCL)	8/16/21	12:24
Relinquished by		Juan V. (PCL)	8/16/21	13:38
Received by				
Relinquished by				
Received in lab by		AUG 16 2021		13:38

Sample Received Checklist

Temperature upon receipt: 4°C
# of bottles agrees with COC? (Yes) No
Samples intact? (Yes) No
Samples properly preserved? (Yes) No
Samples in holding time? (Yes) No

Compliance Monitor

Initial Flow _____
Final Flow _____

Sample Type
(Grab)
Comp

Matrix
(AQ) - Water
SO -Soil / Sludge
OT - Other

Bottle Type
(P) - Plastic
(G) - Amber Glass
(VOA) - 40 ml Vial
Coli - bacteria

Preservations
HC - HCl
HS - H_2SO_4
(HN) - HNO_3
HP - H_3PO_4
(OH) - NaOH
ST - Sodium Thiosulfate
(AA) - Ascorbic Acid
Al - $AlCl_3$
Cu - $CuSO_4$

Note: Samples are discarded 30 days after results are reported, unless other arrangements are made.

Rev 2 Effective 5/1/17

PAT-CHEM LABORATORIES
QUALITY ANALYTICAL SERVICES SINCE 1987
1824 1st Street
San Fernando, CA 91340
(818) 639-5300 ph
(818) 639-5306 fx
pat-chem.com

Customer: **Integrated Performance Consultants, Inc.**
9297 Research Drive
Irvine CA, 92618

Attention: Ric Vardel
Report Date: 24-Aug-21 14:44
Subject: (MCC) Weekly INF

Project/P.O.#: (MCC) Weekly INF

Parameter	Method	QC Batch	RL	Prepared	Analyzed	Result	Notes
INF (Sample I.D.# : 21H0407-01) Collected: 17-Aug-21 By CA of IPC							
Physical Properties							
Total Suspended Solids	SM2540D	AH11953	1	19-Aug-21	20-Aug-21	**258 mg/l**	
Aggregate Organic Constituents							
Biochemical Oxygen Demand	SM 5210B	AH11941	2	19-Aug-21	24-Aug-21	**438 mg/l**	

Notes and Definitions

RL Reporting Limit - The lowest amount of a constituent that can be reliably quantified and reported.

Respectfully Submitted,

Steve Jefferson 8/24/2021
Laboratory Director

Pat-Chem Laboratories
1824 1st Street
San Fernando, CA 91340

CHAIN OF CUSTODY RECORD

Phone (818) 639-5300
Fax (818) 639-5306

Environmental Sample

Sample I.D.#: 21H0407

Customer:	iPC - Integrated Performance Consultants, Inc.	Project:	(MCC) Weekly INF
Address:	9297 Research Drive	Sampled by:	P.O. #:
	Irvine - CA 92618	Report Attention: Ric Vardel / Golan Kfir	Phone #: 949-382-9067

Sample Description	Date Sampled	Time Sampled	# of bottles	Required Tests	Sample Type	Matrix	Bottle Type	Preserve	Field Data (pH / Temperature) pH: Field Lab
INF	08/17/21	0000	1	TSS	Comp	AQ	1-Liter Plastic	4°C	7.1/25.3
1	1	1	1	BOD	Comp	AQ	1-Liter Plastic	4°C	

RECEIVED
AUG 18 2021
By [signature]

Geotracker EDD:
Logcode: IPCI
Global ID: WDR100000359

	Signature	Print Name (Company)	Date	Time
Relinquished by	[signature]	Carlos Alvarez (IPC)	08/18/21	1420
Received by	[signature]	Cindy Marcy	8-18-21	2:20
Relinquished by	[signature]	Cindy Marcy	8-18-21	1530
Received by				
Relinquished by				
Received in lab by	[signature]	AUG 18 2021		1530

Sample Received Checklist

Temperature upon receipt: 4°C
# of bottles agrees with COC? Yes No
Samples intact? Yes No
Samples properly preserved? Yes No
Samples in holding time? Yes No

Compliance Monitor

Initial Flow _____
Final Flow _____

Sample Type
Grab
Comp

Matrix
AQ - Water
SO - Soil / Sludge
OT - Other

Bottle Type
P - Plastic
G - Amber Glass
VOA - 40 ml Vial
Coli - bacteria

Preservations
HC - HCl
HS - H_2SO_4
HN - HNO_3
HP - H_3PO_4
OH - NaOH
ST - Sodium Thiosulfate
AA - Ascorbic Acid
Al - $AlCl_3$
Cu - $CuSO_4$

Note: Samples are discarded 30 days after results are reported, unless other arrangements are made.

Rev 2 Effective 5/1/17

PAT-CHEM LABORATORIES
QUALITY ANALYTICAL SERVICES SINCE 1987
1824 1st Street
San Fernando, CA 91340
(818) 639-5300 ph
(818) 639-5306 fx
pat-chem.com

Customer: **Integrated Performance Consultants, Inc.**
9297 Research Drive
Irvine CA, 92618

Attention: Ric Vardel
Report Date: 24-Aug-21 14:50
Subject: (MCC) Daily EFF

Project/P.O.#: (MCC) Daily EFF

Parameter	Method	QC Batch	RL	Prepared	Analyzed	Result	Notes
EFF (Sample I.D.# : 21H0408-01) Collected: 18-Aug-21 By CA of IPC							
Microbiological							
Fecal Coliforms	SM 9221E	AH11827	1.8	18-Aug-21	20-Aug-21	**<1.8 MPN/100 ml**	
Total Coliforms	SM 9221B	AH11827	1.8	18-Aug-21	20-Aug-21	**<1.8 MPN/100 ml**	
Inorganic Constituents							
pH	SM 4500H-B	AH12351	0.1	18-Aug-21	18-Aug-21	**7.7 pH Units**	
Residual Chlorine	SM 4500Cl-G	AH11945	0.05	19-Aug-21	19-Aug-21	**0.13 mg/l**	
EFF (Sample I.D.# : 21H0446-01) Collected: 19-Aug-21 By GK of IPC							
Microbiological							
Fecal Coliforms	SM 9221E	AH11951	1.8	19-Aug-21	21-Aug-21	**<1.8 MPN/100 ml**	
Total Coliforms	SM 9221B	AH11951	1.8	19-Aug-21	21-Aug-21	**<1.8 MPN/100 ml**	
Inorganic Constituents							
pH	SM 4500H-B	AH12351	0.1	19-Aug-21	19-Aug-21	**7.0 pH Units**	
Residual Chlorine	SM 4500Cl-G	AH12032	0.05	20-Aug-21	20-Aug-21	**0.10 mg/l**	
EFF (Sample I.D.# : 21H0457-01) Collected: 20-Aug-21 By CA of IPC							
Microbiological							
Fecal Coliforms	SM 9221E	AH12036	1.8	20-Aug-21	22-Aug-21	**<1.8 MPN/100 ml**	
Total Coliforms	SM 9221B	AH12036	1.8	20-Aug-21	22-Aug-21	**<1.8 MPN/100 ml**	
Inorganic Constituents							
pH	SM 4500H-B	AH12351	0.1	20-Aug-21	20-Aug-21	**7.4 pH Units**	
Residual Chlorine	SM 4500Cl-G	AH12032	0.05	20-Aug-21	20-Aug-21	**0.12 mg/l**	
EFF (Sample I.D.# : 21H0469-01) Collected: 21-Aug-21 By CA of IPC							
Microbiological							
Fecal Coliforms	SM 9221E	AH12125	1.8	21-Aug-21	23-Aug-21	**<1.8 MPN/100 ml**	
Total Coliforms	SM 9221B	AH12125	1.8	21-Aug-21	23-Aug-21	**<1.8 MPN/100 ml**	
Inorganic Constituents							
pH	SM 4500H-B	AH12351	0.1	21-Aug-21	21-Aug-21	**7.0 pH Units**	
Residual Chlorine	SM 4500Cl-G	AH12346	0.05	23-Aug-21	23-Aug-21	**0.06 mg/l**	

Respectfully Submitted,

Steve Jefferson 8/24/2021
Laboratory Director

PAT-CHEM LABORATORIES
QUALITY ANALYTICAL SERVICES SINCE 1987
1824 1st Street
San Fernando, CA 91340
(818) 639-5300 ph
(818) 639-5306 fx
pat-chem.com

Customer: **Integrated Performance Consultants, Inc.**
9297 Research Drive
Irvine CA, 92618

Attention: Ric Vardel
Report Date: 24-Aug-21 14:50
Subject: (MCC) Daily EFF

Project/P.O.#: (MCC) Daily EFF

Parameter	Method	QC Batch	RL	Prepared	Analyzed	Result	Notes
EFF (Sample I.D.# : 21H0470-01) Collected: 22-Aug-21 By EM of IPC							
Microbiological							
Fecal Coliforms	SM 9221E	AH12253	1.8	22-Aug-21	24-Aug-21	**<1.8 MPN/100 ml**	
Total Coliforms	SM 9221B	AH12253	1.8	22-Aug-21	24-Aug-21	**<1.8 MPN/100 ml**	
Inorganic Constituents							
pH	SM 4500H-B	AH12351	0.1	22-Aug-21	22-Aug-21	**7.0 pH Units**	
Residual Chlorine	SM 4500Cl-G	AH12346	0.05	23-Aug-21	23-Aug-21	**0.06 mg/l**	

Notes and Definitions

RL Reporting Limit - The lowest amount of a constituent that can be reliably quantified and reported.

Respectfully Submitted,



Steve Jefferson 8/24/2021
Laboratory Director

Pat-Chem Laboratories
1824 1st Street
San Fernando, CA 91340

CHAIN OF CUSTODY RECORD

Phone (818) 639-5300
Fax (818) 639-5306

Environmental Sample

Sample I.D.#: 21H0311

Customer: IPC - Integrated Performance Consultants, Inc.
Project: (MCC) Weekly EFF

Address: 9297 Research Drive
Irvine CA 92618

Sampled by: C.O.
Report Attention: Ric Vardel / Golan Kfir

P.O. #:
Phone #: 949-382-9067

Sample Description	Date Sampled	Time Sampled	# of bottles	Required Tests	Sample Type	Matrix	Bottle Type	Preserve	Field Data (pH / Temperature) pH: Field Lab
EFF			~~1~~	~~TSS~~	Grab	AQ	1-Liter-Plastic	4°C	
			~~1~~	~~Ammonia, TKN~~	Grab	AQ	500ml Plastic	4°C	
			~~1~~	~~Nitrate, Nitrite~~	Grab	AQ	250ml Plastic	4°C	
EFF - Composite	08/12/21	0000	1	BOD	Comp	AQ	1-Liter-Plastic	4°C	7.9/29.4°C

RECEIVED
AUG 13 2021
BY

Geotracker EDD:
Logcode: IPCI
Global ID: WDR100000359

	Signature	Print Name (Company)	Date	Time
Relinquished by	C.O.	Carlos Alvarez (CAC)	08/13/21	1140
Received by		Cindy Manrique	8-13-21	1212:40
Relinquished by		Cindy Manrique	8-13-21	1350
Received by				
Relinquished by				
Received in lab by		AUG 13 2021		1350

Sample Received Checklist

Temperature upon receipt: 4° C
# of bottles agrees with COC? (Yes) No
Samples intact? (Yes) No
Samples properly preserved? (Yes) No
Samples in holding time? (Yes) No

Compliance Monitor

Initial Flow _____
Final Flow _____

Sample Type
~~Grab~~
(Comp)

Matrix
(AQ) - Water
SO -Soil / Sludge
OT - Other

Bottle Type
(P) - Plastic
G - Amber Glass
VOA - 40 ml Vial
Coli - bacteria

Preservations
HC - HCl
HS - H_2SO_4
HN - HNO_3
HP - H_3PO_4
OH - NaOH
ST - Sodium Thiosulfate
AA - Ascorbic Acid
AI - $AlCl_3$
Cu -$CuSO_4$

Note: Samples are discarded 30 days after results are reported, unless other arrangements are made.

Rev 2 Effective 5/1/17

Pat-Chem Laboratories
1824 1st Street
San Fernando, CA 91340

CHAIN OF CUSTODY RECORD

Phone (818) 639-5300
Fax (818) 639-5306

Environmental Sample

Sample I.D.#: 21H0408

Customer:	IPC - Integrated Performance Consultants, Inc.	Project:	(MCC) Daily EFF
Address:	9297 Research Drive	Sampled by:	C. Q
	Irvine CA 92618	Report Attention:	Ric Vardel / Golan Kfir
		P.O. #:	
		Phone #:	949-382-9067

Sample Description	Date Sampled	Time Sampled	# of bottles	Required Tests	Sample Type	Matrix	Bottle Type	Preserve	Field Data (pH / Temperature) pH: Field Lab
EFF	08/18/21	1145	1	pH, T.Res.Chlorine	Grab	AQ	500ml Plastic	4°C	7.7/27.6
"	"	"	1	Total Coliform, Fecal Coliform	Grab	AQ	Coli Bottle	4°C, ST	

RECEIVED
AUG 18 2021
By

Geotracker EDD:
Logcode: IPCI
Global ID: WDR100000359

	Signature	Print Name (Company)	Date	Time
Relinquished by	C. Q	Carlos Alvarez (IPC)	08/18/21	1420
Received by		Cindy Waters	8/18/21	1420
Relinquished by		Cindy Matthews	8/18/21	1536
Received by				
Relinquished by				
Received by			AUG 18 2021	1530

Sample Received Checklist

Temperature upon receipt: 4 °C
# of bottles agrees with COC? (Yes) No
Samples intact? (Yes) No
Samples properly preserved? (Yes) No
Samples in holding time? (Yes) No

Compliance Monitor

Initial Flow _____
Final Flow _____

Sample Type
(Grab)
Comp

Matrix
(AQ) - Water
SO -Soil / Sludge
OT - Other

Bottle Type
(P) - Plastic
G - Amber Glass
VOA - 40 ml Vial
(Coli) - bacteria

Preservations
HC - HCl
HS - H_2SO_4
HN - HNO_3
HP - H_3PO_4
OH - NaOH
(ST) - Sodium Thiosulfate
AA - Ascorbic Acid
AI - $AlCl_3$
Cu - $CuSO_4$

Note: Samples are discarded 30 days after results are reported, unless other arrangements are made.

Pat-Chem Laboratories
1824 1st Street
San Fernando, CA 91340

CHAIN OF CUSTODY RECORD

Phone (818) 639-5300
Fax (818) 639-5306

Environmental Sample

Sample I.D.#: 21H0446

Customer:	IPC - Integrated Performance Consultants, Inc.	**Project:**	(MCC) Daily EFF
Address:	9297 Research Drive	**Sampled by:**	Golan Kfir
	Irvine CA 92618	**Report Attention:**	Ric Vardel / Golan Kfir
		P.O. #:	
		Phone #:	949-382-9067

Sample Description	Date Sampled	Time Sampled	# of bottles	Required Tests	Sample Type	Matrix	Bottle Type	Preserve	Field Data (pH / Temperature) pH: Field Lab
EFF	8/19/21	12:50	1	pH, T.Res.Chlorine	Grab	AQ	500ml Plastic	4°C	7.0
	"	"	1	Total Coliform, Fecal Coliform	Grab	AQ	Coli Bottle	4°C, ST	

RECEIVED
AUG 19 2021
By

Geotracker EDD:
Logcode: IPCI
Global ID: WDR100000359

Signature	Print Name (Company)	Date	Time
Relinquished by	GOLAN IPC	8/19/21	12:57
Received by	Juan V (PCL)	8/19/21	12:51
Relinquished by	Juan V. (PCL)	8/19/21	14:14
Received by			
Relinquished by			
Received in lab by		AUG 19 2021	1414

Sample Received Checklist

Temperature upon receipt: 4°C

# of bottles agrees with COC?	Yes No
Samples intact?	Yes No
Samples properly preserved?	Yes No
Samples in holding time?	Yes No

Compliance Monitor

Initial Flow _____

Final Flow _____

Sample Type	Preservations
Grab	HC - HCl
Comp	HS - H_2SO_4
Matrix	HN - HNO_3
AQ - Water	HP - H_3PO_4
SO - Soil / Sludge	OH - NaOH
OT - Other	ST - Sodium Thiosulfate
Bottle Type	AA - Ascorbic Acid
P - Plastic	Al - $AlCl_3$
G - Amber Glass	Cu - $CuSO_4$
VOA - 40 ml Vial	
Coli - bacteria	

Note: Samples are discarded 30 days after results are reported, unless other arrangements are made.

Pat-Chem Laboratories
1824 1st Street
San Fernando, CA 91340

CHAIN OF CUSTODY RECORD

Phone (818) 639-5300
Fax (818) 639-5306

Environmental Sample

Sample I.D.#: 2110457

Customer: IPC - Integrated Performance Consultants, Inc.
Address: 9297 Research Drive
Irvine CA 92618

Project: (MCC) Daily EFF
Sampled by:
Report Attention: Ric Vardel / Golan Kfir

P.O. #:
Phone #: 949-382-9067

Sample Description	Date Sampled	Time Sampled	# of bottles	Required Tests	Sample Type	Matrix	Bottle Type	Preserve	Field Data (pH / Temperature) pH: Field Lab
EFF	08/20/21	1125	1	pH, T.Res.Chlorine	Grab	AQ	500ml Plastic	4°C	
1	1	1	1	Total Coliform, Fecal Coliform	Grab	AQ	Coli Bottle	4°C, ST	7.41 24.3

RECEIVED
AUG 20 2021
By

Geotracker EDD:
Logcode: IPCI
Global ID: WDR100000359

	Signature	Print Name (Company)	Date	Time
Relinquished by		Carlos Alvarez (IPC)	08/20/21	1130
Received by		Cindy Murray	8-20-21	1300
Relinquished by		Cindy Murray	8-20-21	1420
Received by				
Relinquished by				
Received in lab by			AUG 20 2021	1420

Sample Received Checklist

Temperature upon receipt: 4 °C
# of bottles agrees with COC? (Yes) No
Samples intact? (Yes) No
Samples properly preserved? (Yes) No
Samples in holding time? (Yes) No

Compliance Monitor

Initial Flow _____
Final Flow _____

Sample Type
(Grab)
Comp

Matrix
(AQ) - Water
SO -Soil / Sludge
OT - Other

Bottle Type
(P) - Plastic
G - Amber Glass
VOA - 40 ml Vial
(Coli) - bacteria

Preservations
HC - HCl
HS - H_2SO_4
HN - HNO_3
HP - H_3PO_4
OH - NaOH
(ST) - Sodium Thiosulfate
AA - Ascorbic Acid
AI - $AlCl_3$
Cu -$CuSO_4$

Note: Samples are discarded 30 days after results are reported, unless other arrangements are made.

Rev 2 Effective 5/1/17

Pat-Chem Laboratories
1824 1st Street
San Fernando, CA 91340

CHAIN OF CUSTODY RECORD

Phone (818) 639-5300
Fax (818) 639-5306

Environmental Sample

Sample I.D.#: 21H0469

Customer: IPC - Integrated Performance Consultants, Inc.		Project : (MCC) Daily EFF	
Address: 9297 Research Drive		Sampled by: Jesus Avalos	P.O. #:
Irvine CA 92618		Report Attention: Ric Vardel / Golan Kfir	Phone #: 949-382-9067

Sample Description	Date Sampled	Time Sampled	# of bottles	Required Tests	Sample Type	Matrix	Bottle Type	Preserve	Field Data (pH / Temperature) pH: Field Lab
EFF	8/21/21	10:50	1	pH, T.Res.Chlorine	Grab	AQ	500ml Plastic	4°C	
"	"	"	1	Total Coliform, Fecal Coliform	Grab	AQ	Coli Bottle	4°C, ST	

Geotracker EDD:
Logcode: IPCI
Global ID: WDR100000359

Signature	Print Name (Company)	Date	Time
Relinquished by: Jesus Avalos	Jesus Avalos (IPC)	8/21/21	10:55
Received by:	Richard Martinez (PCL)	8/21/21	1130
Relinquished by:			
Received by:			
Relinquished by:			
Received in lab by:	Richard Martinez (PCL)	8/21/21	1230

Sample Received Checklist

Temperature upon receipt: 4°

# of bottles agrees with COC?	Yes	No
Samples intact?	Yes	No
Samples properly preserved?	Yes	No
Samples in holding time?	Yes	No

Compliance Monitor

Initial Flow _____

Final Flow _____

Sample Type	Preservations
Grab Comp	HC - HCl HS - H_2SO_4
Matrix AQ - Water SO - Soil / Sludge OT - Other	HN - HNO_3 HP - H_3PO_4 OH - NaOH ST - Sodium Thiosulfate
Bottle Type P - Plastic G - Amber Glass VOA - 40 ml Vial Coli - bacteria	AA - Ascorbic Acid Al - $AlCl_3$ Cu - $CuSO_4$

Note: Samples are discarded 30 days after results are reported, unless other arrangements are made.

Rev 2 Effective 5/1/17

Pat-Chem Laboratories
1824 1st Street
San Fernando, CA 91340

CHAIN OF CUSTODY RECORD

Phone (818) 639-5300
Fax (818) 639-5306

Environmental Sample

Sample I.D.#: 21H0470

Customer: IPC - Integrated Performance Consultants, Inc.
Address: 9297 Research Drive
Irvine CA 92618

Project : (MCC) Daily EFF
Sampled by: E MORRIS
Report Attention: Ric Vardel / Golan Kfir
P.O. #:
Phone #: 949-382-9067

Sample Description	Date Sampled	Time Sampled	# of bottles	Required Tests	Sample Type	Matrix	Bottle Type	Preserv.	Field Data (pH / Temperature) pH: Field Lab
EFF	8/22/21	950	1	pH, T.Res.Chlorine	Grab	AQ	500ml Plastic	4°C	7.0
	"	"	1	Total Coliform, Fecal Coliform	Grab	AQ	Coli Bottle	4°C, ST	

Geotracker EDD:
Logcode: IPCI
Global ID: WDR100000359

	Signature	Print Name (Company)	Date	Time
Relinquished by		E.MORRIS IPC	8/22/21	955
Received by		JuanVasquez PCL	8/22/21	10:50
Relinquished by				
Received by				
Relinquished by				
Received in lab by		JuanVasquez(PCL)	8/22/21	11:35

Note: Samples are discarded 30 days after results are reported, unless other arrangements are made.

Sample Received Checklist

Temperature upon receipt: 4°C
# of bottles agrees with COC? Yes No
Samples intact? Yes No
Samples properly preserved? Yes No
Samples in holding time? Yes No

Compliance Monitor

Initial Flow _____
Final Flow _____

Sample Type
Grab
Comp

Matrix
AQ - Water
SO -Soil / Sludge
OT - Other

Bottle Type
P - Plastic
G - Amber Glass
VOA - 40 ml Vial
Coli - bacteria

Preservations
HC - HCl
HS - H_2SO_4
HN - HNO_3
HP - H_3PO_4
OH - NaOH
ST - Sodium Thiosulfate
AA - Ascorbic Acid
AI - $AlCl_3$
Cu - $CuSO_4$

PAT-CHEM
LABORATORIES

QUALITY ANALYTICAL SERVICES SINCE 1987

1824 1st Street
San Fernando, CA 91340
(818) 639-5300 ph
(818) 639-5306 fx
pat-chem.com

Customer: **Integrated Performance Consultants, Inc.**
9297 Research Drive
Irvine CA, 92618

Attention: Ric Vardel
Report Date: 24-Aug-21 14:40
Subject: (MCC) Weekly EFF

Project/P.O.#: (MCC) Weekly EFF

Parameter	Method	QC Batch	RL	Prepared	Analyzed	Result	Notes
EFF (Sample I.D.# : 21H0409-01) Collected: 18-Aug-21 By Carlos A. of IPC							
Physical Properties							
Total Suspended Solids	SM2540D	AH11953	1	19-Aug-21	20-Aug-21	**<1 mg/l**	
Inorganic Constituents							
Ammonia as N	EPA 350.1	AH12340	0.10	23-Aug-21	23-Aug-21	**<0.10 mg/l**	
Nitrate as N	EPA 353.2	AH11957	0.05	19-Aug-21	19-Aug-21	**1.04 mg/l**	
Nitrite as N	EPA 353.2	AH11957	0.05	19-Aug-21	19-Aug-21	**<0.05 mg/l**	
Total Kjeldahl Nitrogen	EPA 351.2	AH11942	0.10	19-Aug-21	20-Aug-21	**0.75 mg/l**	
EFF (Sample I.D.# : 21H0409-02) Collected: 17-Aug-21 By Carlos A. of IPC							
Aggregate Organic Constituents							
Biochemical Oxygen Demand	SM 5210B	AH11941	2	19-Aug-21	24-Aug-21	**3 mg/l**	

Notes and Definitions

RL Reporting Limit - The lowest amount of a constituent that can be reliably quantified and reported.

Respectfully Submitted,



Steve Jefferson 8/24/2021
Laboratory Director

Pat-Chem Laboratories
1824 1st Street
San Fernando, CA 91340

CHAIN OF CUSTODY RECORD

Phone (818) 639-5300
Fax (818) 639-5306

Environmental Sample

Sample I.D.#: 21H0409

Customer:	IPC - Integrated Performance Consultants, Inc.	Project:	(MCC) Weekly EFF
Address:	9297 Research Drive	Sampled by:	C. O
	Irvine CA 92618	Report Attention:	Ric Vardel / Golan Kfir
		P.O. #:	
		Phone #:	949-382-9067

Sample Description	Date Sampled	Time Sampled	# of bottles	Required Tests	Sample Type	Matrix	Bottle Type	Preserve	Field Data (pH / Temperature) pH: Field Lab
EFF	08/18/21	1145	1	TSS	Grab	AQ	1-Liter-Plastic	4°C	7.9/29.2
	"	"	1	Ammonia, TKN	Grab	AQ	500ml Plastic	4°C	
	"	"	1	Nitrate, Nitrite	Grab	AQ	250ml Plastic	4°C	
	08/17/21	0000	1	BOD	Comp	AQ	1-Liter-Plastic	4°C	

RECEIVED
AUG 18 2021
By

Geotracker EDD:
Logcode: IPCI
Global ID: WDR100000359

	Signature	Print Name (Company)	Date	Time
Relinquished by	C. O	Carlos Olvera (SPC)	08/18/21	14:20
Received by		Cindy Wally	8-18-21	1420
Relinquished by		Cindy Martinez	8-18-21	1530
Received by				
Relinquished by				
Received at lab			AUG 18 2021	1530

Sample Received Checklist

Temperature upon receipt: 4 °C

# of bottles agrees with COC?	(Yes)	No
Samples intact?	(Yes)	No
Samples properly preserved?	(Yes)	No
Samples in holding time?	(Yes)	No

Compliance Monitor

Initial Flow _____

Final Flow _____

Sample Type	Matrix	Bottle Type
(Grab)	(AQ) - Water	(P) - Plastic
Comp	SO - Soil / Sludge	G - Amber Glass
	OT - Other	VOA - 40 ml Vial
		Coli - bacteria

Preservations
HC - HCl
HS - H_2SO_4
HN - HNO_3
HP - H_3PO_4
OH - NaOH
ST - Sodium Thiosulfate
AA - Ascorbic Acid
AI - $AlCl_3$
Cu - $CuSO_4$

Note: Samples are discarded 30 days after results are reported, unless other arrangements are made.

PAT-CHEM LABORATORIES
QUALITY ANALYTICAL SERVICES SINCE 1987
1824 1st Street
San Fernando, CA 91340
(818) 639-5300 ph
(818) 639-5306 fx
pat-chem.com

Customer: **Integrated Performance Consultants, Inc.**
9297 Research Drive
Irvine CA, 92618

Attention: Ric Vardel
Report Date: 14-Sep-21 16:30
Subject: (MCC) Daily EFF

Project/P.O.#: (MCC) Daily EFF

Parameter	Method	QC Batch	RL	Prepared	Analyzed	Result	Notes
EFF (Sample I.D.# : 21H0483-01) Collected: 23-Aug-21 By GK of IPC							
Microbiological							
Fecal Coliforms	SM 9221E	AH12341	1.8	23-Aug-21	25-Aug-21	**<1.8 MPN/100 ml**	
Total Coliforms	SM 9221B	AH12341	1.8	23-Aug-21	25-Aug-21	**<1.8 MPN/100 ml**	
Inorganic Constituents							
pH	SM 4500H-B	AH12351	0.1	23-Aug-21	23-Aug-21	**7.0 pH Units**	
Residual Chlorine	SM 4500Cl-G	AH12346	0.05	23-Aug-21	23-Aug-21	**0.08 mg/l**	
EFF (Sample I.D.# : 21H0514-01) Collected: 24-Aug-21 By GK of IPC							
Microbiological							
Fecal Coliforms	SM 9221E	AH12454	1.8	24-Aug-21	26-Aug-21	**<1.8 MPN/100 ml**	
Total Coliforms	SM 9221B	AH12454	1.8	24-Aug-21	26-Aug-21	**<1.8 MPN/100 ml**	
Inorganic Constituents							
pH	SM 4500H-B	AH13153	0.1	24-Aug-21	24-Aug-21	**8.0 pH Units**	
Residual Chlorine	SM 4500Cl-G	AH12535	0.05	25-Aug-21	25-Aug-21	**0.08 mg/l**	
EFF (Sample I.D.# : 21H0547-01) Collected: 25-Aug-21 By M.A. of IPC							
Microbiological							
Fecal Coliforms	SM 9221E	AH12541	1.8	25-Aug-21	27-Aug-21	**<1.8 MPN/100 ml**	
Total Coliforms	SM 9221B	AH12541	1.8	25-Aug-21	27-Aug-21	**<1.8 MPN/100 ml**	
Inorganic Constituents							
pH	SM 4500H-B	AH13153	0.1	25-Aug-21	25-Aug-21	**7.8 pH Units**	
Residual Chlorine	SM 4500Cl-G	AH12535	0.05	25-Aug-21	25-Aug-21	**0.08 mg/l**	
EFF (Sample I.D.# : 21H0583-01) Collected: 26-Aug-21 By M.A. of IPC							
Microbiological							
Fecal Coliforms	SM 9221E	AH12631	1.8	26-Aug-21	28-Aug-21	**<1.8 MPN/100 ml**	
Total Coliforms	SM 9221B	AH12631	1.8	26-Aug-21	28-Aug-21	**<1.8 MPN/100 ml**	
Inorganic Constituents							
pH	SM 4500H-B	AH13153	0.1	26-Aug-21	26-Aug-21	**8.0 pH Units**	
Residual Chlorine	SM 4500Cl-G	AH12637	0.05	26-Aug-21	26-Aug-21	**0.12 mg/l**	

Respectfully Submitted,

Steve Jefferson 9/14/2021
Laboratory Director

PAT-CHEM LABORATORIES
QUALITY ANALYTICAL SERVICES SINCE 1987
1824 1st Street
San Fernando, CA 91340
(818) 639-5300 ph
(818) 639-5306 fx
pat-chem.com

Customer: **Integrated Performance Consultants, Inc.**
9297 Research Drive
Irvine CA, 92618

Attention: Ric Vardel
Report Date: 14-Sep-21 16:30
Subject: (MCC) Daily EFF

Project/P.O.#: (MCC) Daily EFF

Parameter	Method	QC Batch	RL	Prepared	Analyzed	Result	Notes
EFF (Sample I.D.# : 21H0596-01) Collected: 27-Aug-21 By GK of IPC							
Microbiological							
Fecal Coliforms	SM 9221E	AH12732	1.8	27-Aug-21	29-Aug-21	**<1.8 MPN/100 ml**	
Total Coliforms	SM 9221B	AH12732	1.8	27-Aug-21	29-Aug-21	**<1.8 MPN/100 ml**	
Inorganic Constituents							
pH	SM 4500H-B	AH13153	0.1	27-Aug-21	27-Aug-21	**7.6 pH Units**	
Residual Chlorine	SM 4500Cl-G	AH12966	0.05	29-Aug-21	29-Aug-21	**0.08 mg/l**	
EFF (Sample I.D.# : 21H0606-01) Collected: 28-Aug-21 By JA of IPC							
Microbiological							
Fecal Coliforms	SM 9221E	AH12828	1.8	28-Aug-21	01-Sep-21	**<1.8 MPN/100 ml**	
Total Coliforms	SM 9221B	AH12828	1.8	28-Aug-21	01-Sep-21	**<1.8 MPN/100 ml**	
Inorganic Constituents							
pH	SM 4500H-B	AH13153	0.1	28-Aug-21	28-Aug-21	**7.7 pH Units**	
Residual Chlorine	SM 4500Cl-G	AH12966	0.05	29-Aug-21	29-Aug-21	**0.06 mg/l**	
EFF (Sample I.D.# : 21H0611-01) Collected: 29-Aug-21 By em of IPC							
Microbiological							
Fecal Coliforms	SM 9221E	AH12964	1.8	29-Aug-21	01-Sep-21	**<1.8 MPN/100 ml**	
Total Coliforms	SM 9221B	AH12964	1.8	29-Aug-21	01-Sep-21	**<1.8 MPN/100 ml**	
Inorganic Constituents							
pH	SM 4500H-B	AH13153	0.1	30-Aug-21	30-Aug-21	**7.0 pH Units**	
Residual Chlorine	SM 4500Cl-G	AH12966	0.05	29-Aug-21	29-Aug-21	**0.06 mg/l**	
EFF (Sample I.D.# : 21H0617-01) Collected: 30-Aug-21 By JV of PCL							
Microbiological							
Fecal Coliforms	SM 9221E	AH13047	1.8	30-Aug-21	01-Sep-21	**<1.8 MPN/100 ml**	
Total Coliforms	SM 9221B	AH13047	1.8	30-Aug-21	01-Sep-21	**<1.8 MPN/100 ml**	
Inorganic Constituents							
pH	SM 4500H-B	AH13153	0.1	30-Aug-21	30-Aug-21	**7.0 pH Units**	
Residual Chlorine	SM 4500Cl-G	AH13146	0.05	31-Aug-21	31-Aug-21	**<0.05 mg/l**	

Respectfully Submitted,

Steve Jefferson 9/14/2021
Laboratory Director

PAT-CHEM
LABORATORIES

QUALITY ANALYTICAL SERVICES SINCE 1987

1824 1st Street
San Fernando, CA 91340
(818) 639-5300 ph
(818) 639-5306 fx
pat-chem.com

Customer: **Integrated Performance Consultants, Inc.**
9297 Research Drive
Irvine CA, 92618

Attention: Ric Vardel
Report Date: 14-Sep-21 16:30
Subject: (MCC) Daily EFF

Project/P.O.#: (MCC) Daily EFF

Notes and Definitions

RL Reporting Limit - The lowest amount of a constituent that can be reliably quantified and reported.

Respectfully Submitted,

Steve Jefferson 9/14/2021
Laboratory Director

Pat-Chem Laboratories
1824 1st Street
San Fernando, CA 91340

CHAIN OF CUSTODY RECORD

Phone (818) 639-5300
Fax (818) 639-5306

Environmental Sample

Sample I.D.#: 21-0483

Customer: IPC - Integrated Performance Consultants, Inc.
Address: 9297 Research Drive, Irvine CA 92618
Project: (MCC) Daily EFF
Sampled by: Golan Kfir
P.O. #:
Report Attention: Ric Vardel / Golan Kfir
Phone #: 949-382-9067

Sample Description	Date Sampled	Time Sampled	# of bottles	Required Tests	Sample Type	Matrix	Bottle Type	Preserve	Field Data (pH / Temperature) pH: Field / Lab
EFF	8/23/21	11:30	1	pH, T.Res.Chlorine	Grab	AQ	500ml Plastic	4°C	7
	~	~	1	Total Coliform, Fecal Coliform	Grab	AQ	Coli Bottle	4°C, ST	

RECEIVED
AUG 23 2021
By

Geotracker EDD:
Logcode: IPCI
Global ID: WDR100000359

Signature	Print Name (Company)	Date	Time
Relinquished by: GK	Golan IPC	8/23/21	12:10
Received by:	Juan V. (PCL)	8/23/21	12:16
Relinquished by:	Juan V (PCL)	8/23/21	13:05
Received by:			
Relinquished by:			
Received in lab by:		AUG 23 2021	1305

Sample Received Checklist

Temperature upon receipt: 4°
# of bottles agrees with COC? Yes / No
Samples intact? Yes / No
Samples properly preserved? Yes / No
Samples in holding time? Yes / No

Compliance Monitor

Initial Flow _____
Final Flow _____

Sample Type
Grab
Comp

Matrix
AQ - Water
SO - Soil / Sludge
OT - Other

Bottle Type
P - Plastic
G - Amber Glass
VOA - 40 ml Vial
Coli - bacteria

Preservations
HC - HCl
HS - H_2SO_4
HN - HNO_3
HP - H_3PO_4
OH - NaOH
ST - Sodium Thiosulfate
AA - Ascorbic Acid
AI - $AlCl_3$
Cu - $CuSO_4$

Note: Samples are discarded 30 days after results are reported, unless other arrangements are made.

Rev 2 Effective 5/1/17

Pat-Chem Laboratories
1824 1st Street
San Fernando, CA 91340

CHAIN OF CUSTODY RECORD

Phone (818) 639-5300
Fax (818) 639-5306

Environmental Sample

Sample I.D.#: 21H0514

Customer: IPC - Integrated Performance Consultants, Inc.
Address: 9297 Research Drive, Irvine CA 92618
Project: (MCC) Daily EFF
Sampled by: Golan Kfir
Report Attention: Ric Vardel / Golan Kfir
P.O. #:
Phone #: 949-382-9067

Sample Description	Date Sampled	Time Sampled	# of bottles	Required Tests	Sample Type	Matrix	Bottle Type	Preserve	Field Data (pH / Temperature) pH: Field Lab
EFF	8/24/21	11:35	1	pH, T.Res.Chlorine	Grab	AQ	500ml Plastic	4°C	
	"	"	1	Total Coliform, Fecal Coliform	Grab	AQ	Coli Bottle	4°C, ST	

RECEIVED
AUG 24 2021
By

Geotracker EDD:
Logcode: IPCI
Global ID: WDR100000359

Signature	Print Name (Company)	Date	Time
Relinquished by GK	Golan IPC	8/24/21	1200
Received by	Richard Martinez PC	8/24/21	1200
Relinquished by	Richard Martinez PC	8/24/21	1305
Received by			
Relinquished by			
Received in lab by		AUG 24 2021	1305

Sample Received Checklist

Temperature upon receipt: 4 °C
# of bottles agrees with COC? (Yes) No
Samples intact? (Yes) No
Samples properly preserved? (Yes) No
Samples in holding time? (Yes) No

Compliance Monitor

Initial Flow _____
Final Flow _____

Sample Type
(Grab)
Comp

Matrix
(AQ) - Water
SO -Soil / Sludge
OT - Other

Bottle Type
(P) - Plastic
G - Amber Glass
VOA - 40 ml Vial
Coli - bacteria

Preservations
HC - HCl
HS - H_2SO_4
HN - HNO_3
HP - H_3PO_4
OH - NaOH
(ST) Sodium Thiosulfate
AA - Ascorbic Acid
AI - $AlCl_3$
Cu - $CuSO_4$

Note: Samples are discarded 30 days after results are reported, unless other arrangements are made.

Rev 2 Effective 5/1/17

Pat-Chem Laboratories
1824 1st Street
San Fernando, CA 91340

CHAIN OF CUSTODY RECORD

Phone (818) 639-5300
Fax (818) 639-5306

Environmental Sample

Sample I.D.#: 21H0547

Customer: IPC - Integrated Performance Consultants, Inc.		**Project:** (MCC) Daily EFF	
Address: 9297 Research Drive	**Sampled by:** Mario Aguirre	**P.O. #:**	
Irvine CA 92618	**Report Attention:** Ric Vardel / Golan Kfir	**Phone #:** 949-382-9067	

Sample Description	Date Sampled	Time Sampled	# of bottles	Required Tests	Sample Type	Matrix	Bottle Type	Preserve	Field Data (pH / Temperature) pH: Field Lab
EFF	8/25/21	11:49	1	pH, T.Res.Chlorine	Grab	AQ	500ml Plastic	4°C	
"	"	"	1	Total Coliform, Fecal Coliform	Grab	AQ	Coli Bottle	4°C, ST	

RECEIVED
AUG 25 2021
By

Geotracker EDD:
Logcode: IPCI
Global ID: WDR100000359

	Signature	Print Name (Company)	Date	Time
Relinquished by		Mario Aguirre (IPC)	8/25/21	11:55
Received by		Richard Martinez (IPC)	8/25/21	1230
Relinquished by		Richard Martinez (IPC)	8/25/21	1400
Received by				
Relinquished by				
Received in Lab by		AUG 25 2021		1400

Sample Received Checklist

Temperature upon receipt: 4 °C

# of bottles agrees with COC?	Yes	No
Samples intact?	Yes	No
Samples properly preserved?	Yes	No
Samples in holding time?	Yes	No

Compliance Monitor

Initial Flow _____

Final Flow _____

Sample Type	Matrix	Bottle Type
Grab	AQ - Water	P - Plastic
Comp	SO - Soil / Sludge	G - Amber Glass
	OT - Other	VOA - 40 ml Vial
		Coli - bacteria

Preservations
HC - HCl
HS - H_2SO_4
HN - HNO_3
HP - H_3PO_4
OH - NaOH
ST - Sodium Thiosulfate
AA - Ascorbic Acid
AI - $AlCl_3$
Cu - $CuSO_4$

Note: Samples are discarded 30 days after results are reported, unless other arrangements are made.

Pat-Chem Laboratories
1824 1st Street
San Fernando, CA 91340

CHAIN OF CUSTODY RECORD

Phone (818) 639-5300
Fax (818) 639-5306

Environmental Sample

Sample I.D.#: 21H0583

Customer: IPC - Integrated Performance Consultants, Inc.
Address: 9297 Research Drive, Irvine CA 92618
Project: (MCC) Daily EFF
Sampled by: ERIC MORRIS
P.O. #:
Report Attention: Ric Vardel / Golan Kfir
Phone #: 949-382-9067

Sample Description	Date Sampled	Time Sampled	# of bottles	Required Tests	Sample Type	Matrix	Bottle Type	Preserve	Field Data (pH / Temperature) pH: Field Lab
EFF	8/26/21	1145	1	pH, T.Res.Chlorine	Grab	AQ	500ml Plastic	4°C	
	"	"	1	Total Coliform, Fecal Coliform	Grab	AQ	Coli Bottle	4°C, ST	

RECEIVED
AUG 26 2021
By

Geotracker EDD:
Logcode: IPCI
Global ID: WDR100000359

	Signature	Print Name (Company)	Date	Time
Relinquished by		E MORRIS IPC	8/26/21	1152
Received by		Richard Martinez PCL	8/26/21	1225
Relinquished by		Richard Martinez PCL	8/26/21	1500
Received by				
Relinquished by				
Received at lab by		AUG 26 2021		1500

Sample Received Checklist
Temperature upon receipt: 4 °C
# of bottles agrees with COC? Yes No
Samples intact? Yes No
Samples properly preserved? Yes No
Samples in holding time? Yes No

Compliance Monitor
Initial Flow _____
Final Flow _____

Sample Type: Grab, Comp
Matrix: AQ - Water; SO - Soil / Sludge; OT - Other
Bottle Type: P - Plastic; G - Amber Glass; VOA - 40 ml Vial; Coli - bacteria

Preservations: HC - HCl; HS - H_2SO_4; HN - HNO_3; HP - H_3PO_4; OH - NaOH; ST - Sodium Thiosulfate; AA - Ascorbic Acid; Al - $AlCl_3$; Cu - $CuSO_4$

Note: Samples are discarded 30 days after results are reported, unless other arrangements are made.

Rev 2 Effective 5/1/17

Pat-Chem Laboratories
1824 1st Street
San Fernando, CA 91340

CHAIN OF CUSTODY RECORD

Phone (818) 639-5300
Fax (818) 639-5306

Environmental Sample

Sample I.D.#: 21HO596

Customer: IPC - Integrated Performance Consultants, Inc.		**Project :** (MCC) Daily EFF	
Address: 9297 Research Drive		**Sampled by:** Golan Kfir	**P.O. #:**
Irvine CA 92618		**Report Attention:** Ric Vardel / Golan Kfir	**Phone #:** 949-382-9067

Sample Description	Date Sampled	Time Sampled	# of bottles	Required Tests	Sample Type	Matrix	Bottle Type	Preserve	Field Data (pH / Temperature) pH: Field Lab
EFF	8/27/21	12:15	1	pH, T.Res.Chlorine	Grab	AQ	500ml Plastic	4°C	
	"	"	1	Total Coliform, Fecal Coliform	Grab	AQ	Coli Bottle	4°C, ST	

RECEIVED
AUG 27 2021
By

Geotracker EDD:
Logcode: IPCI
Global ID: WDR100000359

Signature	Print Name (Company)	Date	Time
Relinquished by GK	Golan IPC	8/27/21	1325
Received by	Richard Martinez IPC	8/27/21	1325
Relinquished by	Richard Martinez IPC	8/27/21	1530
Received by			
Relinquished by			
Received in lab by	AUG 27 2021		1530

Sample Received Checklist

Temperature upon receipt: 4°C

# of bottles agrees with COC?	Yes	No
Samples intact?	Yes	No
Samples properly preserved?	Yes	No
Samples in holding time?	Yes	No

Compliance Monitor

Initial Flow _____

Final Flow _____

Sample Type
Grab
Comp

Matrix
AQ - Water
SO -Soil / Sludge
OT - Other

Bottle Type
P - Plastic
G - Amber Glass
VOA - 40 ml Vial
Coli - bacteria

Preservations
HC - HCl
HS - H_2SO_4
HN - HNO_3
HP - H_3PO_4
OH - NaOH
ST - Sodium Thiosulfate
AA - Ascorbic Acid
AI - $AlCl_3$
Cu -$CuSO_4$

Note: Samples are discarded 30 days after results are reported, unless other arrangements are made.

Pat-Chem Laboratories
1824 1st Street
San Fernando, CA 91340

CHAIN OF CUSTODY RECORD

Phone (818) 639-5300
Fax (818) 639-5306

Environmental Sample

Sample I.D.#: 21H0606

Customer: IPC - Integrated Performance Consultants, Inc.		Project : (MCC) Daily EFF	
Address: 9297 Research Drive		Sampled by: Jess Avalos	P.O. #:
Irvine CA 92618		Report Attention: Ric Vardel / Golan Kfir	Phone #: 949-382-9067

Sample Description	Date Sampled	Time Sampled	# of bottles	Required Tests	Sample Type	Matrix	Bottle Type	Preserve	Field Data (pH / Temperature) pH: Field Lab
EFF	8/28/21	10:30	1	pH, T.Res.Chlorine	Grab	AQ	500ml Plastic	4°C	
	"	"	1	Total Coliform, Fecal Coliform	Grab	AQ	Coli Bottle	4°C, ST	

RECEIVED
AUG 28 2021
By

Geotracker EDD:
Logcode: IPCI
Global ID: WDR100000359

Signature	Print Name (Company)	Date	Time
Relinquished by: Jess Avalos	Jess Avalos (IPC)	8/28/21	10:55
Received by: Alex Walker	Alex Walker Jr.	8/28/21	12:15
Relinquished by:			
Received by:			
Relinquished by:			
Received in lab by:		AUG 28 2021	1300

Sample Received Checklist

Temperature upon receipt: 4° C

# of bottles agrees with COC?	(Yes) No
Samples intact?	(Yes) No
Samples properly preserved?	(Yes) No
Samples in holding time?	(Yes) No

Compliance Monitor

Initial Flow _____

Final Flow _____

Sample Type: (Grab) Comp

Matrix: (AQ) - Water; SO -Soil / Sludge; OT - Other

Bottle Type: (P) - Plastic; G - Amber Glass; VOA - 40 ml Vial; (Coli) - bacteria

Preservations: HC - HCl; HS - H_2SO_4; HN - HNO_3; HP - H_3PO_4; OH - NaOH; (ST) - Sodium Thiosulfate; AA - Ascorbic Acid; Al - $AlCl_3$; Cu - $CuSO_4$

Note: Samples are discarded 30 days after results are reported, unless other arrangements are made.

Rev 2 Effective 5/1/17

Pat-Chem Laboratories
1824 1st Street
San Fernando, CA 91340

CHAIN OF CUSTODY RECORD

Phone (818) 639-5300
Fax (818) 639-5306

Environmental Sample

Sample I.D.#: 21H0611

Customer: IPC - Integrated Performance Consultants, Inc.
Address: 9297 Research Drive
Irvine CA 92618

Project: (MCC) Daily EFF
Sampled by: ERIC MORRIS
Report Attention: Ric Vardel / Golan Kfir
P.O. #:
Phone #: 949-382-9067

Sample Description	Date Sampled	Time Sampled	# of bottles	Required Tests	Sample Type	Matrix	Bottle Type	Preserv.	Field Data (pH / Temperature) pH: (Field) Lab
EFF	8/29/21	955	1	pH, T.Res.Chlorine	Grab	AQ	500ml Plastic	4°C	7.0
			1	Total Coliform, Fecal Coliform	Grab	AQ	Coli Bottle	4°C, ST	

Geotracker EDD:
Logcode: IPCI
Global ID: WDR100000359

	Signature	Print Name (Company)	Date	Time
Relinquished by		ERIC MORRIS (PCL)	8/29/21	1000
Received by		Juan Vasquez (PCL)	8/29/21	10:40
Relinquished by				
Received by				
Relinquished by				
Received in lab by		Juan V. (PCL)	8/29/21	12:52

Sample Received Checklist

Temperature upon receipt: 4°C
# of bottles agrees with COC? (Yes) No
Samples intact? (Yes) No
Samples properly preserved? (Yes) No
Samples in holding time? (Yes) No

Compliance Monitor

Initial Flow _____
Final Flow _____

Sample Type
Grab
Comp

Matrix
AQ - Water
SO -Soil / Sludge
OT - Other

Bottle Type
P - Plastic
G - Amber Glass
VOA - 40 ml Vial
Coli - bacteria

Preservations
HC - HCl
HS - H_2SO_4
HN - HNO_3
HP - H_3PO_4
OH - NaOH
ST - Sodium Thiosulfate
AA - Ascorbic Acid
AI - $AlCl_3$
Cu - $CuSO_4$

Note: Samples are discarded 30 days after results are reported, unless other arrangements are made.

Rev 2 Effective 5/1/17

Pat-Chem Laboratories
1824 1st Street
San Fernando, CA 91340

CHAIN OF CUSTODY RECORD

Phone (818) 639-5300
Fax (818) 639-5306

Environmental Sample

Sample I.D.#: 21H0617

Customer: IPC - Integrated Performance Consultants, Inc.
Address: 9297 Research Drive, Irvine, CA 92618
Project: (MCC) Daily EFF
Sampled by: Marie Aguirre
Report Attention: Ric Vardel / Golan Kfir
P.O. #:
Phone #: 949-382-9067

Sample Description	Date Sampled	Time Sampled	# of bottles	Required Tests	Sample Type	Matrix	Bottle Type	Preserve	Field Data (pH / Temperature) pH: Field Lab
EFF	8/30/21	11:00	1	pH, T.Res.Chlorine	Grab	AQ	500ml Plastic	4°C	7.3
"	"	"	1	Total Coliform, Fecal Coliform	Grab	AQ	Coli Bottle	4°C, ST	

RECEIVED
AUG 30 2021
By

Geotracker EDD:
Logcode: IPCI
Global ID: WDR100000359

	Signature	Print Name (Company)	Date	Time
Relinquished by		Marie Aguirre (IPC)	8/30/21	11:05
Received by		Juan Vasquez (IPC)	8/30/21	11:46
Relinquished by		Juan Vasquez (IPC)	8/30/21	13:20
Received by				
Relinquished by				
Received in lab by		AUG 30 2021		1320

Sample Received Checklist

Temperature upon receipt: 4°C
# of bottles agrees with COC? Yes No
Samples intact? Yes No
Samples properly preserved? Yes No
Samples in holding time? Yes No

Compliance Monitor

Initial Flow _____
Final Flow _____

Sample Type
Grab
Comp

Matrix
AQ - Water
SO - Soil / Sludge
OT - Other

Bottle Type
P - Plastic
G - Amber Glass
VOA - 40 ml Vial
Coli - bacteria

Preservations
HC - HCl
HS - H_2SO_4
HN - HNO_3
HP - H_3PO_4
OH - NaOH
ST - Sodium Thiosulfate
AA - Ascorbic Acid
AI - $AlCl_3$
Cu - $CuSO_4$

Note: Samples are discarded 30 days after results are reported, unless other arrangements are made.

Rev 2 Effective 5/1/17

PAT-CHEM LABORATORIES
QUALITY ANALYTICAL SERVICES SINCE 1987
1824 1st Street
San Fernando, CA 91340
(818) 639-5300 ph
(818) 639-5306 fx
pat-chem.com

Customer: **Integrated Performance Consultants, Inc.**
9297 Research Drive
Irvine CA, 92618

Attention: Ric Vardel
Report Date: 14-Sep-21 16:50
Subject: (MCC) Weekly INF

Project/P.O.#: (MCC) Weekly INF

Parameter	Method	QC Batch	RL	Prepared	Analyzed	Result	Notes
INF (Sample I.D.# : 21H0551-01) Collected: 24-Aug-21 By MA of IPC							
Physical Properties							
Total Suspended Solids	SM2540D	AH12546	1	25-Aug-21	26-Aug-21	**156 mg/l**	
Aggregate Organic Constituents							
Biochemical Oxygen Demand	SM 5210B	AH12539	2	25-Aug-21	30-Aug-21	**408 mg/l**	

Notes and Definitions

RL Reporting Limit - The lowest amount of a constituent that can be reliably quantified and reported.

Respectfully Submitted,



Steve Jefferson 9/14/2021
Laboratory Director

Pat-Chem Laboratories
1824 1st Street
San Fernando, CA 91340

CHAIN OF CUSTODY RECORD

Phone (818) 639-5300
Fax (818) 639-5306

Environmental Sample

Sample I.D.#: 21#0551

Customer:	iPC - Integrated Performance Consultants, Inc.	Project:	(MCC) Weekly INF
Address:	9297 Research Drive	Sampled by:	Marie Aguirre
	Irvine CA 92618	Report Attention:	Ric Vardel / Golan Kfir
		P.O. #:	
		Phone #:	949-382-9067

Sample Description	Date Sampled	Time Sampled	# of bottles	Required Tests	Sample Type	Matrix	Bottle Type	Preserve	Field Data (pH / Temperature) pH: Field Lab
INF	8/24/21	0:00	1	TSS	Comp	AQ	1-Liter Plastic	4°C	
"	"	"	1	BOD	Comp	AQ	1-Liter Plastic	4°C	

RECEIVED
AUG 25 2021
By

Geotracker EDD:
Logcode: IPCI
Global ID: WDR100000359

	Signature	Print Name (Company)	Date	Time
Relinquished by		Marie Aguirre (IPC)	8/25/21	11:55
Received by		Richard Martinez PCL	8/25/21	1230
Relinquished by		Richard Martinez PCL	8/25/21	1400
Received by				
Relinquished by				
Received in lab by		AUG 25 2021		1400

Sample Received Checklist

Temperature upon receipt: 4°C

# of bottles agrees with COC?	(Yes) No
Samples intact?	(Yes) No
Samples properly preserved?	(Yes) No
Samples in holding time?	(Yes) No

Compliance Monitor

Initial Flow _____

Final Flow _____

Sample Type	Matrix	Bottle Type
(Grab) Comp	(AQ) - Water	(P) - Plastic
	SO -Soil / Sludge	G - Amber Glass
	OT - Other	VOA - 40 ml Vial
		Coli - bacteria

Preservations
HC - HCl
HS - H_2SO_4
HN - HNO_3
HP - H_3PO_4
OH - NaOH
ST - Sodium Thiosulfate
AA - Ascorbic Acid
AI - $AlCl_3$
Cu - $CuSO_4$

Note: Samples are discarded 30 days after results are reported, unless other arrangements are made.

Rev 2 Effective 5/1/17

PAT-CHEM LABORATORIES
QUALITY ANALYTICAL SERVICES SINCE 1987
1824 1st Street
San Fernando, CA 91340
(818) 639-5300 ph
(818) 639-5306 fx
pat-chem.com

Customer: **Integrated Performance Consultants, Inc.**
9297 Research Drive
Irvine CA, 92618

Attention: Ric Vardel
Report Date: 14-Sep-21 16:44
Subject: (MCC) Weekly EFF

Project/P.O.#: (MCC) Weekly EFF

Parameter	Method	QC Batch	RL	Prepared	Analyzed	Result	Notes
EFF (Sample I.D.# : 21H0553-01) Collected: 25-Aug-21 By MA of IPC							
Physical Properties							
Total Suspended Solids	SM2540D	AH12635	1	26-Aug-21	27-Aug-21	**<1 mg/l**	
Inorganic Constituents							
Ammonia as N	EPA 350.1	AH12634	0.10	26-Aug-21	26-Aug-21	**<0.10 mg/l**	
Nitrate as N	EPA 353.2	AH12633	0.05	26-Aug-21	26-Aug-21	**1.32 mg/l**	
Nitrite as N	EPA 353.2	AH12633	0.05	26-Aug-21	26-Aug-21	**<0.05 mg/l**	
Total Kjeldahl Nitrogen	EPA 351.2	AH13041	0.10	30-Aug-21	31-Aug-21	**0.36 mg/l**	
EFF (Sample I.D.# : 21H0553-02) Collected: 24-Aug-21 By MA of IPC							
Aggregate Organic Constituents							
Biochemical Oxygen Demand	SM 5210B	AH12539	2	25-Aug-21	30-Aug-21	**<2 mg/l**	

Notes and Definitions

RL Reporting Limit - The lowest amount of a constituent that can be reliably quantified and reported.

Respectfully Submitted,



Steve Jefferson 9/14/2021
Laboratory Director

Pat-Chem Laboratories
1824 1st Street
San Fernando, CA 91340

CHAIN OF CUSTODY RECORD

Phone (818) 639-5300
Fax (818) 639-5306

Environmental Sample

Sample I.D.#: 21H0553

Customer:	IPC - Integrated Performance Consultants, Inc.	Project :	**(MCC)** Weekly **EFF**
Address:	9297 Research Drive	Sampled by:	Mario Aguirre
	Irvine CA 92618	Report Attention:	Ric Vardel / Golan Kfir
		P.O. #:	
		Phone #:	949-382-9067

Sample Description	Date Sampled	Time Sampled	# of bottles	Required Tests	Sample Type	Matrix	Bottle Type	Preserve	Field Data (pH / Temperature) pH: Field Lab
EFF	8/25/21	11:42	1	TSS	Grab	AQ	1-Liter-Plastic	4°C	
"	"	"	1	Ammonia, TKN	Grab	AQ	500ml Plastic	4°C	
"	"	"	1	Nitrate, Nitrite	Grab	AQ	250ml Plastic	4°C	
"	8/24/21	c:w	1	BOD	Comp	AQ	1-Liter-Plastic	4°C	

RECEIVED
AUG 25 2021
By

Geotracker EDD:
Logcode: IPCI
Global ID: WDR100000359

Signature	Print Name (Company)	Date	Time
Relinquished by	Mario Aguirre (IPC)	8/25/21	11:55
Received by	Richard Martinez LA	8/25/21	1230
Relinquished by	Richard Martinez LA	8/25/21	1400
Received by			
Relinquished by			
Received for lab by		AUG 25 2021	1400

Sample Received Checklist 4°C

Temperature upon receipt:		
# of bottles agrees with COC?	(Yes)	No
Samples intact?	(Yes)	No
Samples properly preserved?	(Yes)	No
Samples in holding time?	(Yes)	No

Compliance Monitor

Initial Flow _____

Final Flow _____

Sample Type
(Grab)
(Comp)

Matrix
(AQ) - Water
SO -Soil / Sludge
OT - Other

Bottle Type
(P) Plastic
G - Amber Glass
VOA - 40 ml Vial
Coli - bacteria

Preservations
HC - HCl
HS - H_2SO_4
HN - HNO_3
HP - H_3PO_4
OH - NaOH
ST - Sodium Thiosulfate
AA - Ascorbic Acid
Al - $AlCl_3$
Cu -$CuSO_4$

Note: Samples are discarded 30 days after results are reported, unless other arrangements are made.

PAT-CHEM LABORATORIES
QUALITY ANALYTICAL SERVICES SINCE 1987
1824 1st Street
San Fernando, CA 91340
(818) 639-5300 ph
(818) 639-5306 fx
pat-chem.com

Customer: **Integrated Performance Consultants, Inc.**
9297 Research Drive
Irvine CA, 92618

Attention: Ric Vardel
Report Date: 14-Sep-21 16:35
Subject: (MCC) Daily EFF

Project/P.O.#: (MCC) Daily EFF

Parameter	Method	QC Batch	RL	Prepared	Analyzed	Result	Notes
EFF (Sample I.D.# : 21H0633-01) Collected: 31-Aug-21 By MA of IPC							
Microbiological							
Fecal Coliforms	SM 9221E	AH13154	1.8	31-Aug-21	02-Sep-21	**<1.8 MPN/100 ml**	
Total Coliforms	SM 9221B	AH13154	1.8	31-Aug-21	02-Sep-21	**<1.8 MPN/100 ml**	
Inorganic Constituents							
pH	SM 4500H-B	AI10830	0.1	31-Aug-21	08-Sep-21	**7.2 pH Units**	
Residual Chlorine	SM 4500Cl-G	AI10128	0.05	01-Sep-21	01-Sep-21	**<0.05 mg/l**	
EFF (Sample I.D.# : 21I0027-01) Collected: 01-Sep-21 By CA of IPC							
Microbiological							
Fecal Coliforms	SM 9221E	AI10125	1.8	01-Sep-21	03-Sep-21	**<1.8 MPN/100 ml**	
Total Coliforms	SM 9221B	AI10125	1.8	01-Sep-21	03-Sep-21	**<1.8 MPN/100 ml**	
Inorganic Constituents							
pH	SM 4500H-B	AI10830	0.1	01-Sep-21	01-Sep-21	**7.4 pH Units**	
Residual Chlorine	SM 4500Cl-G	AI10128	0.05	01-Sep-21	01-Sep-21	**0.06 mg/l**	
EFF (Sample I.D.# : 21I0062-01) Collected: 02-Sep-21 By MA of IPC							
Microbiological							
Fecal Coliforms	SM 9221E	AI10233	1.8	02-Sep-21	04-Sep-21	**<1.8 MPN/100 ml**	
Total Coliforms	SM 9221B	AI10233	1.8	02-Sep-21	04-Sep-21	**<1.8 MPN/100 ml**	
Inorganic Constituents							
pH	SM 4500H-B	AI10830	0.1	02-Sep-21	02-Sep-21	**7.0 pH Units**	
Residual Chlorine	SM 4500Cl-G	AI10308	0.05	03-Sep-21	03-Sep-21	**0.10 mg/l**	
EFF (Sample I.D.# : 21I0086-01) Collected: 03-Sep-21 By MA of IPC							
Microbiological							
Fecal Coliforms	SM 9221E	AI10311	1.8	03-Sep-21	05-Sep-21	**<1.8 MPN/100 ml**	
Total Coliforms	SM 9221B	AI10311	1.8	03-Sep-21	05-Sep-21	**<1.8 MPN/100 ml**	
Inorganic Constituents							
pH	SM 4500H-B	AI10830	0.1	03-Sep-21	03-Sep-21	**7.1 pH Units**	
Residual Chlorine	SM 4500Cl-G	AI10308	0.05	03-Sep-21	03-Sep-21	**0.07 mg/l**	

Respectfully Submitted,

Steve Jefferson 9/14/2021
Laboratory Director

PAT-CHEM LABORATORIES
QUALITY ANALYTICAL SERVICES SINCE 1987
1824 1st Street
San Fernando, CA 91340
(818) 639-5300 ph
(818) 639-5306 fx
pat-chem.com

Customer: **Integrated Performance Consultants, Inc.**
9297 Research Drive
Irvine CA, 92618

Attention: Ric Vardel
Report Date: 14-Sep-21 16:35
Subject: (MCC) Daily EFF

Project/P.O.#: (MCC) Daily EFF

Parameter	Method	QC Batch	RL	Prepared	Analyzed	Result	Notes
EFF (Sample I.D.# : 21I0098-01) Collected: 04-Sep-21 By MA of IPC							
Microbiological							
Fecal Coliforms	SM 9221E	AI10432	1.8	04-Sep-21	06-Sep-21	**<1.8 MPN/100 ml**	
Total Coliforms	SM 9221B	AI10432	1.8	04-Sep-21	06-Sep-21	**<1.8 MPN/100 ml**	
Inorganic Constituents							
pH	SM 4500H-B	AI10830	0.1	04-Sep-21	04-Sep-21	**7.6 pH Units**	
Residual Chlorine	SM 4500Cl-G	AI10531	0.05	05-Sep-21	05-Sep-21	**<0.05 mg/l**	
EFF (Sample I.D.# : 21I0101-01) Collected: 05-Sep-21 By em of IPC							
Microbiological							
Fecal Coliforms	SM 9221E	AI10528	1.8	05-Sep-21	07-Sep-21	**<1.8 MPN/100 ml**	
Total Coliforms	SM 9221B	AI10528	1.8	05-Sep-21	07-Sep-21	**<1.8 MPN/100 ml**	
Inorganic Constituents							
pH	SM 4500H-B	AI10830	0.1	05-Sep-21	05-Sep-21	**6.9 pH Units**	
Residual Chlorine	SM 4500Cl-G	AI10531	0.05	05-Sep-21	05-Sep-21	**<0.05 mg/l**	
EFF (Sample I.D.# : 21I0106-01) Collected: 06-Sep-21 By em of IPC							
Microbiological							
Fecal Coliforms	SM 9221E	AI10659	1.8	06-Sep-21	08-Sep-21	**<1.8 MPN/100 ml**	
Total Coliforms	SM 9221B	AI10659	1.8	06-Sep-21	08-Sep-21	**<1.8 MPN/100 ml**	
Inorganic Constituents							
pH	SM 4500H-B	AI10830	0.1	06-Sep-21	06-Sep-21	**7.6 pH Units**	
Residual Chlorine	SM 4500Cl-G	AI10754	0.05	07-Sep-21	07-Sep-21	**<0.05 mg/l**	
EFF (Sample I.D.# : 21I0140-01) Collected: 07-Sep-21 By LW of IPC							
Microbiological							
Fecal Coliforms	SM 9221E	AI10750	1.8	07-Sep-21	09-Sep-21	**<1.8 MPN/100 ml**	
Total Coliforms	SM 9221B	AI10750	1.8	07-Sep-21	09-Sep-21	**<1.8 MPN/100 ml**	
Inorganic Constituents							
pH	SM 4500H-B	AI10830	0.1	07-Sep-21	07-Sep-21	**7.7 pH Units**	
Residual Chlorine	SM 4500Cl-G	AI10754	0.05	07-Sep-21	07-Sep-21	**<0.05 mg/l**	

Respectfully Submitted,

Steve Jefferson 9/14/2021
Laboratory Director

PAT-CHEM
LABORATORIES

QUALITY ANALYTICAL SERVICES SINCE 1987

1824 1st Street
San Fernando, CA 91340
(818) 639-5300 ph
(818) 639-5306 fx
pat-chem.com

Customer: **Integrated Performance Consultants, Inc.**
9297 Research Drive
Irvine CA, 92618

Attention: Ric Vardel
Report Date: 14-Sep-21 16:35
Subject: (MCC) Daily EFF

Project/P.O.#: (MCC) Daily EFF

Notes and Definitions

RL Reporting Limit - The lowest amount of a constituent that can be reliably quantified and reported.

Respectfully Submitted,



Steve Jefferson 9/14/2021
Laboratory Director

Pat-Chem Laboratories
1824 1st Street
San Fernando, CA 91340

CHAIN OF CUSTODY RECORD

Phone (818) 639-5300
Fax (818) 639-5306

Environmental Sample

Sample I.D.#: 21H0633

Customer: IPC - Integrated Performance Consultants, Inc.		**Project:** (MCC) Daily EFF	
Address: 9297 Research Drive		**Sampled by:** Mario Aguirre	**P.O. #:**
Irvine CA 92618		**Report Attention:** Ric Vardel / Golan Kfir	**Phone #:** 949-382-9067

Sample Description	Date Sampled	Time Sampled	# of bottles	Required Tests	Sample Type	Matrix	Bottle Type	Preserve	Field Data (pH / Temperature) pH: Field Lab
EFF	8/31/21	11:23	1	pH, T.Res.Chlorine	Grab	AQ	500ml Plastic	4°C	7.2 / 28.7°C
〃	〃	〃	1	Total Coliform, Fecal Coliform	Grab	AQ	Coli Bottle	4°C, ST	

RECEIVED
AUG 31 2021
By

Geotracker EDD:
Logcode: IPCI
Global ID: WDR100000359

	Signature	Print Name (Company)	Date	Time
Relinquished by		Mario Aguirre (IPC)	8/31/21	11:25
Received by			8/31/21	12:20
Relinquished by			8/31/21	1420
Received by				
Relinquished by				
Received in lab by		AUG 31 2021		1420

Sample Received Checklist

Temperature upon receipt: 4°C

# of bottles agrees with COC?	Yes No
Samples intact?	Yes No
Samples properly preserved?	Yes No
Samples in holding time?	Yes No

Compliance Monitor

Initial Flow _____

Final Flow _____

Sample Type	Matrix	Bottle Type
Grab	AQ - Water	P - Plastic
Comp	SO - Soil / Sludge	G - Amber Glass
	OT - Other	VOA - 40 ml Vial
		Coli - bacteria

Preservations
HC - HCl
HS - H_2SO_4
HN - HNO_3
HP - H_3PO_4
OH - NaOH
ST - Sodium Thiosulfate
AA - Ascorbic Acid
AI - $AlCl_3$
Cu - $CuSO_4$

Note: Samples are discarded 30 days after results are reported, unless other arrangements are made.

Pat-Chem Laboratories
1824 1st Street
San Fernando, CA 91340

CHAIN OF CUSTODY RECORD

Phone (818) 639-5300
Fax (818) 639-5306

Environmental Sample

Sample I.D.#: 21I0027

Customer: IPC - Integrated Performance Consultants, Inc.		**Project:** (MCC) Daily EFF	
Address: 9297 Research Drive		**Sampled by:** CD	**P.O. #:**
Irvine CA 92618		**Report Attention:** Ric Vardel / Golan Kfir	**Phone #:** 949-382-9067

Sample Description	Date Sampled	Time Sampled	# of bottles	Required Tests	Sample Type	Matrix	Bottle Type	Preserve	Field Data (pH / Temperature) pH: (Field) Lab
EFF	09/01/21	1120	1	pH, T.Res.Chlorine	Grab	AQ	500ml Plastic	4°C	7.4 / 24.9 °C
"	"	"	1	Total Coliform, Fecal Coliform	Grab	AQ	Coli Bottle	4°C, ST	

RECEIVED
SEP 01 2021
By

Geotracker EDD:
Logcode: IPCI
Global ID: WDR100000359

	Signature	Print Name (Company)	Date	Time
Relinquished by	CD	Carlos Alvarez (IPC)	09/01/21	1130
Received by		Cindy Mason	9-1-21	1235
Relinquished by		Cindy Mason	9-1-21	1350
Received by				
Relinquished by				
Received in lab by		SEP 01 2021		1350

Sample Received Checklist

Temperature upon receipt: 4.1°C
# of bottles agrees with COC? Yes No
Samples intact? Yes No
Samples properly preserved? Yes No
Samples in holding time? Yes No

Compliance Monitor

Initial Flow _____
Final Flow _____

Sample Type
Grab
Comp

Matrix
AQ - Water
SO - Soil / Sludge
OT - Other

Bottle Type
P - Plastic
G - Amber Glass
VOA - 40 ml Vial
Coli - bacteria

Preservations
HC - HCl
HS - H_2SO_4
HN - HNO_3
HP - H_3PO_4
OH - NaOH
ST - Sodium Thiosulfate
AA - Ascorbic Acid
Al - $AlCl_3$
Cu - $CuSO_4$

Note: Samples are discarded 30 days after results are reported, unless other arrangements are made.

Pat-Chem Laboratories
1824 1st Street
San Fernando, CA 91340

CHAIN OF CUSTODY RECORD

Phone (818) 639-5300
Fax (818) 639-5306

Environmental Sample

Sample I.D.#: 21F0862

Customer: IPC - Integrated Performance Consultants, Inc.		**Project:** (MCC) Daily EFF	
Address: 9297 Research Drive		**Sampled by:** Marie Aguirre	**P.O. #:**
Irvine CA 92618		**Report Attention:** Ric Vardel / Golan Kfir	**Phone #:** 949-382-9067

Sample Description	Date Sampled	Time Sampled	# of bottles	Required Tests	Sample Type	Matrix	Bottle Type	Preserve	Field Data (pH / Temperature) pH: Field Lab
EFF	9/2/21	11:09	1	pH, T.Res.Chlorine	Grab	AQ	500ml Plastic	4°C	7.0 / 26.2 °C
EFF	9/2/21	11:09	1	Total Coliform, Fecal Coliform	Grab	AQ	Coli Bottle	4°C, ST	

RECEIVED
SEP 02 2021
By

Geotracker EDD:
Logcode: IPCI
Global ID: WDR100000359

Signature	Print Name (Company)	Date	Time
Relinquished by	Marie Aguirre (IPC)	9/2/21	11:15
Received by	Cindy Mabry	9/2/21	1231
Relinquished by	Cindy Mabry	9-2-21	15:00
Received by			
Relinquished by			
Received in Lab by		SEP 02 2021	1500

Sample Received Checklist

Temperature upon receipt: 4 °C

# of bottles agrees with COC?	Yes	No
Samples intact?	Yes	No
Samples properly preserved?	Yes	No
Samples in holding time?	Yes	No

Compliance Monitor

Initial Flow _____

Final Flow _____

Sample Type
Grab
Comp

Matrix
AQ - Water
SO - Soil / Sludge
OT - Other

Bottle Type
P - Plastic
G - Amber Glass
VOA - 40 ml Vial
Coli - bacteria

Preservations
HC - HCl
HS - H_2SO_4
HN - HNO_3
HP - H_3PO_4
OH - NaOH
ST - Sodium Thiosulfate
AA - Ascorbic Acid
Al - $AlCl_3$
Cu - $CuSO_4$

Note: Samples are discarded 30 days after results are reported, unless other arrangements are made.

Rev 2 Effective 5/1/17

Pat-Chem Laboratories
1824 1st Street
San Fernando, CA 91340

CHAIN OF CUSTODY RECORD

Phone (818) 639-5300
Fax (818) 639-5306

Environmental Sample

Sample I.D.#: 21I0056

Customer: IPC - Integrated Performance Consultants, Inc.		**Project :** (MCC) Daily EFF	
Address: 9297 Research Drive	**Sampled by:** Mario Aguirre	**P.O. #:**	
Irvine CA 92618	**Report Attention:** Ric Vardel / Golan Kfir	**Phone #:** 949-382-9067	

Sample Description	Date Sampled	Time Sampled	# of bottles	Required Tests	Sample Type	Matrix	Bottle Type	Preserve	Field Data (pH / Temperature) pH: Field Lab
EFF	9/3/21	11:26	1	pH, T.Res.Chlorine	Grab	AQ	500ml Plastic	4°C	7.1 / 27.8 °C
"	"	"	1	Total Coliform, Fecal Coliform	Grab	AQ	Coli Bottle	4°C, ST	

RECEIVED
SEP 03 2021
By

Geotracker EDD:
Logcode: IPCI
Global ID: WDR100000359

Signature	Print Name (Company)	Date	Time
Relinquished by	Mario Aguirre (IPC)	9/3/21	11:34
Received by	Cindy Ng	9/3/21	13:03
Relinquished by	Cindy Ng	9/3/21	1420
Received by			
Relinquished by			
Received in lab by		SEP 03 2021	1420

Sample Received Checklist 4°C

Temperature upon receipt: _____

# of bottles agrees with COC? Yes No

Samples intact? Yes No

Samples properly preserved? Yes No

Samples in holding time? Yes No

Compliance Monitor

Initial Flow _____

Final Flow _____

Sample Type
Grab
Comp

Matrix
AQ - Water
SO -Soil / Sludge
OT - Other

Bottle Type
P - Plastic
G - Amber Glass
VOA - 40 ml Vial
Coli - bacteria

Preservations
HC - HCl
HS - H_2SO_4
HN - HNO_3
HP - H_3PO_4
OH - NaOH
ST - Sodium Thiosulfate
AA - Ascorbic Acid
AI - $AlCl_3$
Cu - $CuSO_4$

Note: Samples are discarded 30 days after results are reported, unless other arrangements are made.

Rev 2 Effective 5/1/17

Pat-Chem Laboratories
1824 1st Street
San Fernando, CA 91340

CHAIN OF CUSTODY RECORD

Phone (818) 639-5300
Fax (818) 639-5306

Environmental Sample

Sample I.D.#: 21I0098

Customer: IPC - Integrated Performance Consultants, Inc.		**Project :** (MCC) Daily EFF	
Address: 9297 Research Drive	**Sampled by:** Jesus Avalos	**P.O. #:**	
Irvine CA 92618	**Report Attention:** Ric Vardel / Golan Kfir	**Phone #:** 949-382-9067	

Sample Description	Date Sampled	Time Sampled	# of bottles	Required Tests	Sample Type	Matrix	Bottle Type	Preserve	Field Data (pH / Temperature) pH: Field Lab
EFF	9/04/21	10:50	1	pH, T.Res.Chlorine	Grab	AQ	500ml Plastic	4°C	
11	11	11	1	Total Coliform, Fecal Coliform	Grab	AQ	Coli Bottle	4°C, ST	
Geotracker EDD:									
Logcode: IPCI									
Global ID: WDR100000359									

Signature	Print Name (Company)	Date	Time
Relinquished by: Jesus Avalos	Jesus Avalos (IPC)	9/04/21	10:55
Received by:	Richard Martinez PC	9/04/21	10:55
Relinquished by:			
Received by:			
Relinquished by:			
Received in lab by:	Richard Martinez	9/4/21	1300

Sample Received Checklist

Temperature upon receipt: 4°C
# of bottles agrees with COC? (Yes) No
Samples intact? (Yes) No
Samples properly preserved? (Yes) No
Samples in holding time? (Yes) No

Compliance Monitor

Initial Flow _____

Final Flow _____

Sample Type
(Grab)
Comp

Matrix
(AQ) - Water
SO -Soil / Sludge
OT - Other

Bottle Type
(P) - Plastic
G - Amber Glass
VOA - 40 ml Vial
Coli - bacteria

Preservations
HC - HCl
HS - H_2SO_4
HN - HNO_3
HP - H_3PO_4
OH - NaOH
(ST) - Sodium Thiosulfate
AA - Ascorbic Acid
AI - $AlCl_3$
Cu -$CuSO_4$

Note: Samples are discarded 30 days after results are reported, unless other arrangements are made.

Rev 2 Effective 5/1/17

Pat-Chem Laboratories
1824 1st Street
San Fernando, CA 91340

CHAIN OF CUSTODY RECORD

Phone (818) 639-5300
Fax (818) 639-5306

Environmental Sample

Sample I.D.#: 21I0101

Customer: IPC - Integrated Performance Consultants, Inc.		**Project:** (MCC) Daily EFF	
Address: 9297 Research Drive		**Sampled by:** ERIC MORRIS	**P.O. #:**
Irvine CA 92618		**Report Attention:** Ric Vardel / Golan Kfir	**Phone #:** 949-382-9067

Sample Description	Date Sampled	Time Sampled	# of bottles	Required Tests	Sample Type	Matrix	Bottle Type	Preserve	Field Data (pH / Temperature) pH: Field Lab
EFF	9/5/21	1000	1	pH, T.Res.Chlorine	Grab	AQ	500ml Plastic	4°C	6.9
	"	"	1	Total Coliform, Fecal Coliform	Grab	AQ	Coli Bottle	4°C, ST	
Geotracker EDD:									
Logcode: IPCI									
Global ID: WDR100000359									

Signature	Print Name (Company)	Date	Time
Relinquished by	E. MORRIS IPC	9/5/21	1005
Received by	Juan Vasquez (PCL)	9/5/21	10:05
Relinquished by			
Received by			
Relinquished by			
Received in lab by	Juan Vasquez (PCL)	9/5/21	11:24

Note: Samples are discarded 30 days after results are reported, unless other arrangements are made.

Sample Received Checklist

Temperature upon receipt: 4°C

# of bottles agrees with COC?	Yes	No
Samples intact?	Yes	No
Samples properly preserved?	Yes	No
Samples in holding time?	Yes	No

Compliance Monitor

Initial Flow _____

Final Flow _____

Sample Type
Grab
Comp

Matrix
AQ - Water
SO -Soil / Sludge
OT - Other

Bottle Type
P - Plastic
G - Amber Glass
VOA - 40 ml Vial
Coli - bacteria

Preservations
HC - HCl
HS - H_2SO_4
HN - HNO_3
HP - H_3PO_4
OH - NaOH
ST - Sodium Thiosulfate
AA - Ascorbic Acid
AI - $AlCl_3$
Cu - $CuSO_4$

Rev 2 Effective 5/1/17

Pat-Chem Laboratories
1824 1st Street
San Fernando, CA 91340

CHAIN OF CUSTODY RECORD

Phone (818) 639-5300
Fax (818) 639-5306

Environmental Sample

Sample I.D.#: 21I0106

Customer:	IPC - Integrated Performance Consultants, Inc.	Project :	(MCC) Daily EFF
Address:	9297 Research Drive	Sampled by:	ERIC MORRIS
	Irvine CA 92618	Report Attention:	Ric Vardel / Golan Kfir
		P.O. #:	
		Phone #:	949-382-9067

Sample Description	Date Sampled	Time Sampled	# of bottles	Required Tests	Sample Type	Matrix	Bottle Type	Preserve	Field Data (pH / Temperature) pH: Field Lab
EFF	9-6-21	959	1	pH, T.Res.Chlorine	Grab	AQ	500ml Plastic	4°C	6.9 / 26.9
	"	"	1	Total Coliform, Fecal Coliform	Grab	AQ	Coli Bottle	4°C, ST	

Geotracker EDD:
Logcode: IPCI
Global ID: WDR100000359

	Signature	Print Name (Company)	Date	Time
Relinquished by		ERIC MORRIS IPC	9/6/21	1005
Received by			9-6-21	1050
Relinquished by			9-6-21	1155
Received by				
Relinquished by				
Received in lab by		Juan Vasquez (PCL)	9/6/21	12:00

Sample Received Checklist

Temperature upon receipt: 4°C
# of bottles agrees with COC? (Yes) No
Samples intact? (Yes) No
Samples properly preserved? (Yes) No
Samples in holding time? (Yes) No

Compliance Monitor

Initial Flow _____
Final Flow _____

Sample Type	Preservations
Grab Comp	HC - HCl HS - H_2SO_4 HN - HNO_3 HP - H_3PO_4 OH - NaOH ST - Sodium Thiosulfate AA - Ascorbic Acid Al - $AlCl_3$ Cu - $CuSO_4$
Matrix AQ - Water SO - Soil / Sludge OT - Other	
Bottle Type P - Plastic G - Amber Glass VOA - 40 ml Vial Coli - bacteria	

Note: Samples are discarded 30 days after results are reported, unless other arrangements are made.

Rev 2 Effective 5/1/17

Pat-Chem Laboratories
1824 1st Street
San Fernando, CA 91340

CHAIN OF CUSTODY RECORD

Phone (818) 639-5300
Fax (818) 639-5306

Environmental Sample

Sample I.D.#: 21I0140

Customer:	IPC - Integrated Performance Consultants, Inc.	Project :	(MCC) Daily EFF
Address:	9297 Research Drive	Sampled by:	LUKE WATSON
	Irvine CA 92618	Report Attention:	Ric Vardel / Golan Kfir
		P.O. #:	
		Phone #:	949-382-9067

Sample Description	Date Sampled	Time Sampled	# of bottles	Required Tests	Sample Type	Matrix	Bottle Type	Preserve	Field Data (pH / Temperature) pH: Field Lab
EFF	9-7	11:20	1	pH, T.Res.Chlorine	Grab	AQ	500ml Plastic	4°C	
	((	"	1	Total Coliform, Fecal Coliform	Grab	AQ	Coli Bottle	4°C, ST	

RECEIVED
SEP 07 2021
By

Geotracker EDD:
Logcode: IPCI
Global ID: WDR100000359

Signature	Print Name (Company)	Date	Time
Relinquished by	LUKE WATSON (IPC)	9-7	11:45
Received by	Juan Vasquez (PCL)	9/7/21	12:09
Relinquished by	Juan Vasquez (PCL)	9/7/21	14:00
Received by			
Relinquished by			
Received in Lab by	SEP 07 2021		1400

Sample Received Checklist

Temperature upon receipt: 4 °C

# of bottles agrees with COC?	Yes	No
Samples intact?	Yes	No
Samples properly preserved?	Yes	No
Samples in holding time?	Yes	No

Compliance Monitor

Initial Flow _____

Final Flow _____

Sample Type	Matrix	Bottle Type
Grab	AQ - Water	P - Plastic
Comp	SO - Soil / Sludge	G - Amber Glass
	OT - Other	VOA - 40 ml Vial
		Coli - bacteria

Preservations
HC - HCl
HS - H_2SO_4
HN - HNO_3
HP - H_3PO_4
OH - NaOH
ST - Sodium Thiosulfate
AA - Ascorbic Acid
Al - $AlCl_3$
Cu - $CuSO_4$

Note: Samples are discarded 30 days after results are reported, unless other arrangements are made.

Rev 2 Effective 5/1/17

PAT-CHEM LABORATORIES
QUALITY ANALYTICAL SERVICES SINCE 1987
1824 1st Street
San Fernando, CA 91340
(818) 639-5300 ph
(818) 639-5306 fx
pat-chem.com

Customer: **Integrated Performance Consultants, Inc.**
9297 Research Drive
Irvine CA, 92618

Attention: Ric Vardel
Report Date: 14-Sep-21 16:59
Subject: (MCC) Weekly INF

Project/P.O.#: (MCC) Weekly INF

Parameter	Method	QC Batch	RL	Prepared	Analyzed	Result	Notes
INF (Sample I.D.# : 21I0031-01) Collected: 01-Aug-21 By CA of IPC							
Physical Properties							
Total Suspended Solids	SM2540D	AI10232	1	02-Sep-21	02-Sep-21	**240 mg/l**	
Aggregate Organic Constituents							
Biochemical Oxygen Demand	SM 5210B	AI10230	2	02-Sep-21	07-Sep-21	**130 mg/l**	

Notes and Definitions

RL Reporting Limit - The lowest amount of a constituent that can be reliably quantified and reported.

Respectfully Submitted,

Steve Jefferson 9/14/2021
Laboratory Director

Pat-Chem Laboratories
1824 1st Street
San Fernando, CA 91340

CHAIN OF CUSTODY RECORD

Phone (818) 639-5300
Fax (818) 639-5306

Environmental Sample

Sample I.D.#: 21I00031

Customer:	IPC - Integrated Performance Consultants, Inc.	Project:	(MCC) Weekly INF
Address:	9297 Research Drive	Sampled by:	C
	Irvine CA 92618	Report Attention:	Ric Vardel / Golan Kfir
		P.O. #:	
		Phone #:	949-382-9067

Sample Description	Date Sampled	Time Sampled	# of bottles	Required Tests	Sample Type	Matrix	Bottle Type	Preserve	Field Data (pH / Temperature) pH: Field Lab
INF	08/31/21	0000	1	TSS	Comp	AQ	1-Liter Plastic	4°C	6.6/23.9-C
			1	BOD	Comp	AQ	1-Liter Plastic	4°C	

RECEIVED
SEP 01 2021
By

Geotracker EDD:
Logcode: IPCI
Global ID: WDR100000359

	Signature	Print Name (Company)	Date	Time
Relinquished by		Carlos Alvarez (GPC)	09/01/21	1130
Received by		Cindy Martinez	9.1.21	1235
Relinquished by		Cindy Martinez	9-1-21	1350
Received by				
Relinquished by				
Received for lab by		SEP 01 2021		1350

Sample Received Checklist

Temperature upon receipt:	4°C
# of bottles agrees with COC?	(Yes) No
Samples intact?	(Yes) No
Samples properly preserved?	(Yes) No
Samples in holding time?	(Yes) No

Compliance Monitor

Initial Flow _____

Final Flow _____

Sample Type
(Grab)
Comp

Matrix
(AQ) - Water
SO -Soil / Sludge
OT - Other

Bottle Type
(P) Plastic
G - Amber Glass
VOA - 40 ml Vial
Coli - bacteria

Preservations
HC - HCl
HS - H_2SO_4
HN - HNO_3
HP - H_3PO_4
OH - NaOH
ST - Sodium Thiosulfate
AA - Ascorbic Acid
AI - $AlCl_3$
Cu -$CuSO_4$

Note: Samples are discarded 30 days after results are reported, unless other arrangements are made.

PAT-CHEM LABORATORIES
QUALITY ANALYTICAL SERVICES SINCE 1987
1824 1st Street
San Fernando, CA 91340
(818) 639-5300 ph
(818) 639-5306 fx
pat-chem.com

Customer: **Integrated Performance Consultants, Inc.**
9297 Research Drive
Irvine CA, 92618

Attention: Ric Vardel
Report Date: 14-Sep-21 16:41
Subject: (MCC) Monthly EFF

Project/P.O.#: (MCC) Monthly EFF

Parameter	Method	QC Batch	RL	Prepared	Analyzed	Result	Notes
EFF (Sample I.D.# : 21I0028-01) Collected: 01-Sep-21 By CA of IPC							
Physical Properties							
Total Dissolved Solids	SM 2540C	AI10742	5	07-Sep-21	08-Sep-21	**900 mg/l**	
Inorganic Constituents							
Chloride	EPA 300.0	AI10231	20.0	02-Sep-21	03-Sep-21	**184 mg/l**	
Sulfate as SO4	EPA 300.0	AI10231	10.0	02-Sep-21	03-Sep-21	**224 mg/l**	
Boron	EPA 200.7	AI10741	0.10	07-Sep-21	08-Sep-21	**0.17 mg/l**	
Phosphorus, Total as P	EPA 365.3	AI11126	1.00	11-Sep-21	11-Sep-21	**11.6 mg/l**	
Aggregate Organic Constituents							
MBAS	SM 5540 C	AI10227	0.20	02-Sep-21	02-Sep-21	**<0.20 mg/l**	
Oil & Grease (HEM)	EPA 1664A	AI10313	5	03-Sep-21	03-Sep-21	**<5 mg/l**	

Notes and Definitions

RL Reporting Limit - The lowest amount of a constituent that can be reliably quantified and reported.

Respectfully Submitted,



Steve Jefferson 9/14/2021
Laboratory Director

Pat-Chem Laboratories
1824 1st Street
San Fernando, CA 91340

CHAIN OF CUSTODY RECORD

Phone (818) 639-5300
Fax (818) 639-5306

Enyironmental Sample

Sample I.D.#: 21I0028

Customer: IPC - Integrated Performance Consultants, Inc.		**Project :** (MCC) EFF - Monthly	
Address: 9297 Research Drive Irvine CA 92618	**Sampled by:**	**P.O. #:**	
	Report Attention: Ric Vardel / Golan Kfir	**Phone #:** 949-382-9067	

Sample Description	Date Sampled	Time Sampled	# of bottles	Required Tests	Sample Type	Matrix	Bottle Type	Preserve	Field Data (pH / Temperature) pH: Field Lab
EFF	09/01/21	1125	1	Sulfate, Chloride, TDS	Grab	AQ	1/2 Gal. P	4°C	
			1	MBAS	Grab	AQ	500 P	4°C	
			1	Oil & Grease	Grab	AQ	1L G	HC	
			1	Boron	Grab	AQ	250 P	HN	
			1	T.Phos	Grab	AQ	500 P	4°C	7.3/24.7

RECEIVED
SEP 01 2021
By

Geotracker EDD:
Logcode: IPCI
Global ID: WDR100000359

	Signature	Print Name (Company)	Date	Time
Relinquished by		Carlos Alvarez (SPC)	09/01/21	1130
Received by		Cindy Martinez	9-1-21	1235
Relinquished by		Cindy Martinez	9-1-21	1350
Received by				
Relinquished by				
Received in lab by			SEP 01 2021	1350

Sample Received Checklist

Temperature upon receipt: 4 °C

# of bottles agrees with COC?	Yes No
Samples intact?	Yes No
Samples properly preserved?	Yes No
Samples in holding time?	Yes No

Compliance Monitor

Initial Flow _____

Final Flow _____

Sample Type
Grab
Comp

Matrix
AQ - Water
SO -Soil / Sludge
OT - Other

Bottle Type
P - Plastic
G - Amber Glass
VOA - 40 ml Vial
Coli - bacteria

Preservations
HC - HCl
HS - H_2SO_4
HN - HNO_3
HP - H_3PO_4
OH - NaOH
ST - Sodium Thiosulfate
AA - Ascorbic Acid
AI - $AlCl_3$
Cu -$CuSO_4$

Note: Samples are discarded 30 days after results are reported, unless other arrangements are made.

PAT-CHEM
LABORATORIES
QUALITY ANALYTICAL SERVICES SINCE 1987
1824 1st Street
San Fernando, CA 91340
(818) 639-5300 ph
(818) 639-5306 fx
pat-chem.com

Customer: **Integrated Performance Consultants, Inc.**
9297 Research Drive
Irvine CA, 92618

Attention: Ric Vardel
Report Date: 14-Sep-21 16:47
Subject: (MCC) Weekly EFF

Project/P.O.#: (MCC) Weekly EFF

Parameter	Method	QC Batch	RL	Prepared	Analyzed	Result	Notes
EFF (Sample I.D.# : 21I0029-01) Collected: 01-Sep-21 By MA of IPC							
Physical Properties							
Total Suspended Solids	SM2540D	AI10232	1	02-Sep-21	02-Sep-21	**<1 mg/l**	
Inorganic Constituents							
Ammonia as N	EPA 350.1	AI10746	0.10	07-Sep-21	07-Sep-21	**<0.10 mg/l**	
Nitrate as N	EPA 353.2	AI10228	0.05	02-Sep-21	02-Sep-21	**1.09 mg/l**	
Nitrite as N	EPA 353.2	AI10228	0.05	02-Sep-21	02-Sep-21	**<0.05 mg/l**	
Total Kjeldahl Nitrogen	EPA 351.2	AI10226	0.10	02-Sep-21	03-Sep-21	**0.46 mg/l**	
EFF (Sample I.D.# : 21I0029-02) Collected: 31-Aug-21 By MA of IPC							
Aggregate Organic Constituents							
Biochemical Oxygen Demand	SM 5210B	AI10230	2	02-Sep-21	07-Sep-21	**<2 mg/l**	

Notes and Definitions

RL Reporting Limit - The lowest amount of a constituent that can be reliably quantified and reported.

Respectfully Submitted,



Steve Jefferson 9/14/2021
Laboratory Director

Pat-Chem Laboratories
1824 1st Street
San Fernando, CA 91340

CHAIN OF CUSTODY RECORD

Phone (818) 639-5300
Fax (818) 639-5306

Environmental Sample

Sample I.D.#: 21I0029

Customer:	IPC - Integrated Performance Consultants, Inc.	Project :	**(MCC)** Weekly **EFF**
Address:	9297 Research Drive	Sampled by:	P.O. #:
	Irvine CA 92618	Report Attention: Ric Vardel / Golan Kfir	Phone #: 949-382-9067

Sample Description	Date Sampled	Time Sampled	# of bottles	Required Tests	Sample Type	Matrix	Bottle Type	Preserve	Field Data (pH / Temperature) pH: Field Lab
EFF	09/01/21	1120	1	TSS	Grab	AQ	1-Liter-Plastic	4°C	7.2/23.4 °C
	"	"	1	Ammonia, TKN	Grab	AQ	500ml Plastic	4°C	
			1	Nitrate, Nitrite	Grab	AQ	250ml Plastic	4°C	
	08/31/21	0000	1	BOD	Comp	AQ	1-Liter-Plastic	4°C	

RECEIVED
SEP 01 2021
By

Geotracker EDD:
Logcode: IPCI
Global ID: WDR100000359

	Signature	Print Name (Company)	Date	Time
Relinquished by		Carlos Alvarez (SRL)	09/01/21	1130
Received by		Cindy Marsing	9-1-21	1235
Relinquished by		Cindy Marsing	9-1-21	1350
Received by				
Relinquished by				
Received in lab by		SEP 01 2021		1350

Sample Received Checklist

Temperature upon receipt: 4°C

# of bottles agrees with COC?	Yes No
Samples intact?	Yes No
Samples properly preserved?	Yes No
Samples in holding time?	Yes No

Compliance Monitor

Initial Flow _____

Final Flow _____

Sample Type	Preservations
Grab, Comp	HC - HCl
Matrix	HS - H_2SO_4
AQ - Water	HN - HNO_3
SO - Soil / Sludge	HP - H_3PO_4
OT - Other	OH - NaOH
Bottle Type	ST - Sodium Thiosulfate
P - Plastic	AA - Ascorbic Acid
G - Amber Glass	Al - $AlCl_3$
VOA - 40 ml Vial	Cu - $CuSO_4$
Coli - bacteria	

Note: Samples are discarded 30 days after results are reported, unless other arrangements are made.

PAT-CHEM
LABORATORIES

QUALITY ANALYTICAL SERVICES SINCE 1987

1824 1st Street
San Fernando, CA 91340
(818) 639-5300 ph
(818) 639-5306 fx
pat-chem.com

Customer: **Integrated Performance Consultants, Inc.**
9297 Research Drive
Irvine CA, 92618

Attention: Ric Vardel
Report Date: 14-Sep-21 17:02
Subject: (MCC) Weekly INF

Project/P.O.#: (MCC) Weekly INF

Parameter	Method	QC Batch	RL	Prepared	Analyzed	Result	Notes
INF (Sample I.D.# : 21I0191-01) Collected: 07-Sep-21 By MA of IPC							
Physical Properties							
Total Suspended Solids	SM2540D	AI11128	1	11-Sep-21	12-Sep-21	**263 mg/l**	
Aggregate Organic Constituents							
Biochemical Oxygen Demand	SM 5210B	AI10930	2	09-Sep-21	14-Sep-21	**520 mg/l**	

Notes and Definitions

RL Reporting Limit - The lowest amount of a constituent that can be reliably quantified and reported.

Respectfully Submitted,



Steve Jefferson 9/14/2021
Laboratory Director

Pat-Chem Laboratories
1824 1st Street
San Fernando, CA 91340

CHAIN OF CUSTODY RECORD

Phone (818) 639-5300
Fax (818) 639-5306

Environmental Sample

Sample I.D.#: 21I0191

Customer:	IPC - Integrated Performance Consultants, Inc.	Project:	(MCC) Weekly INF
Address:	9297 Research Drive	Sampled by:	Marie Aguirre
	Irvine CA 92618	Report Attention:	Ric Vardel / Golan Kfir
		P.O. #:	
		Phone #:	949-382-9067

Sample Description	Date Sampled	Time Sampled	# of bottles	Required Tests	Sample Type	Matrix	Bottle Type	Preserve	Field Data (pH / Temperature) pH: Field Lab
INF	9/7/21	0:00	1	TSS	Comp	AQ	1-Liter Plastic	4°C	
"	"	"	1	BOD	Comp	AQ	1-Liter Plastic	4°C	

RECEIVED
SEP 08 2021
By

Geotracker EDD:
Logcode: IPCI
Global ID: WDR100000359

	Signature	Print Name (Company)	Date	Time
Relinquished by		Marie Aguirre (IPC)	9/8/21	12:05
Received by		MARCO SANTIESTEBAN (PCL)	9/8/21	1241
Relinquished by		MARC SANTIESTEBAN (PCL)	9/8/21	1545
Received by				
Relinquished by				
Received in lab by		SEP 08 2021		1545

Sample Received Checklist

Temperature upon receipt: 4 °C

# of bottles agrees with COC?	Yes	No
Samples intact?	Yes	No
Samples properly preserved?	Yes	No
Samples in holding time?	Yes	No

Compliance Monitor

Initial Flow _____

Final Flow _____

Sample Type	Preservations
Grab Comp	HC - HCl HS - H_2SO_4 HN - HNO_3 HP - H_3PO_4 OH - NaOH ST - Sodium Thiosulfate AA - Ascorbic Acid AI - $AlCl_3$ Cu - $CuSO_4$
Matrix AQ - Water SO - Soil / Sludge OT - Other	
Bottle Type P - Plastic G - Amber Glass VOA - 40 ml Vial Coli - bacteria	

Note: Samples are discarded 30 days after results are reported, unless other arrangements are made.

Rev 2 Effective 5/1/17

PAT-CHEM LABORATORIES
QUALITY ANALYTICAL SERVICES SINCE 1987
1824 1st Street
San Fernando, CA 91340
(818) 639-5300 ph
(818) 639-5306 fx
pat-chem.com

Customer: **Integrated Performance Consultants, Inc.**
9297 Research Drive
Irvine CA, 92618

Attention: Ric Vardel
Report Date: 21-Sep-21 16:16
Subject: (MCC) Daily EFF

Project/P.O.#: (MCC) Daily EFF

Parameter	Method	QC Batch	RL	Prepared	Analyzed	Result	Notes
EFF (Sample I.D.# : 21I0204-01) Collected: 08-Sep-21 By M.A. of IPC							
Microbiological							
Fecal Coliforms	SM 9221E	AI10839	1.8	08-Sep-21	10-Sep-21	**<1.8 MPN/100 ml**	
Total Coliforms	SM 9221B	AI10839	1.8	08-Sep-21	10-Sep-21	**<1.8 MPN/100 ml**	
Inorganic Constituents							
pH	SM 4500H-B	AI11351	0.1	08-Sep-21	08-Sep-21	**7.9 pH Units**	
Residual Chlorine	SM 4500Cl-G	AI10934	0.05	09-Sep-21	09-Sep-21	**<0.05 mg/l**	
EFF (Sample I.D.# : 21I0235-01) Collected: 09-Sep-21 By MS of PCL							
Microbiological							
Fecal Coliforms	SM 9221E	AI10933	1.8	09-Sep-21	11-Sep-21	**<1.8 MPN/100 ml**	
Total Coliforms	SM 9221B	AI10933	1.8	09-Sep-21	11-Sep-21	**<1.8 MPN/100 ml**	
Inorganic Constituents							
pH	SM 4500H-B	AI11351	0.1	09-Sep-21	09-Sep-21	**7.9 pH Units**	
Residual Chlorine	SM 4500Cl-G	AI11025	0.05	10-Sep-21	10-Sep-21	**<0.05 mg/l**	
EFF (Sample I.D.# : 21I0254-01) Collected: 10-Sep-21 By CA of IPC							
Microbiological							
Fecal Coliforms	SM 9221E	AI11022	1.8	10-Sep-21	12-Sep-21	**<1.8 MPN/100 ml**	
Total Coliforms	SM 9221B	AI11022	1.8	10-Sep-21	12-Sep-21	**<1.8 MPN/100 ml**	
Inorganic Constituents							
pH	SM 4500H-B	AI11351	0.1	10-Sep-21	10-Sep-21	**7.6 pH Units**	
Residual Chlorine	SM 4500Cl-G	AI11025	0.05	10-Sep-21	10-Sep-21	**0.08 mg/l**	
EFF (Sample I.D.# : 21I0272-01) Collected: 11-Sep-21 By CA of IPC							
Microbiological							
Fecal Coliforms	SM 9221E	AI11129	1.8	11-Sep-21	15-Sep-21	**<1.8 MPN/100 ml**	
Total Coliforms	SM 9221B	AI11129	1.8	11-Sep-21	15-Sep-21	**<1.8 MPN/100 ml**	
Inorganic Constituents							
pH	SM 4500H-B	AI11351	0.1	11-Sep-21	11-Sep-21	**7.6 pH Units**	
Residual Chlorine	SM 4500Cl-G	AI11247	0.05	12-Sep-21	12-Sep-21	**<0.05 mg/l**	

Respectfully Submitted,



Steve Jefferson 9/21/2021
Laboratory Director

PAT-CHEM LABORATORIES
QUALITY ANALYTICAL SERVICES SINCE 1987
1824 1st Street
San Fernando, CA 91340
(818) 639-5300 ph
(818) 639-5306 fx
pat-chem.com

Customer: **Integrated Performance Consultants, Inc.**
9297 Research Drive
Irvine CA, 92618

Attention: Ric Vardel
Report Date: 21-Sep-21 16:16
Subject: (MCC) Daily EFF

Project/P.O.#: (MCC) Daily EFF

Parameter	Method	QC Batch	RL	Prepared	Analyzed	Result	Notes
EFF (Sample I.D.# : 21I0276-01) Collected: 12-Sep-21 By EM of IPC							
Microbiological							
Fecal Coliforms	SM 9221E	AI11358	1.8	13-Sep-21	17-Sep-21	**<1.8 MPN/100 ml**	
Total Coliforms	SM 9221B	AI11358	1.8	13-Sep-21	17-Sep-21	**<1.8 MPN/100 ml**	
Inorganic Constituents							
pH	SM 4500H-B	AI11351	0.1	12-Sep-21	12-Sep-21	**7.0 pH Units**	
Residual Chlorine	SM 4500Cl-G	AI11247	0.05	12-Sep-21	12-Sep-21	**0.06 mg/l**	
EFF (Sample I.D.# : 21I0302-01) Collected: 13-Sep-21 By CA of IPC							
Microbiological							
Fecal Coliforms	SM 9221E	AI11358	1.8	13-Sep-21	17-Sep-21	**<1.8 MPN/100 ml**	
Total Coliforms	SM 9221B	AI11358	1.8	13-Sep-21	17-Sep-21	**<1.8 MPN/100 ml**	
Inorganic Constituents							
pH	SM 4500H-B	AI11727	0.1	13-Sep-21	13-Sep-21	**6.9 pH Units**	
Residual Chlorine	SM 4500Cl-G	AI11456	0.05	14-Sep-21	14-Sep-21	**0.09 mg/l**	
EFF (Sample I.D.# : 21I0327-01) Collected: 14-Sep-21 By LW of IPC							
Microbiological							
Fecal Coliforms	SM 9221E	AI11453	1.8	14-Sep-21	17-Sep-21	**<1.8 MPN/100 ml**	
Total Coliforms	SM 9221B	AI11453	1.8	14-Sep-21	17-Sep-21	**<1.8 MPN/100 ml**	
Inorganic Constituents							
pH	SM 4500H-B	AI11727	0.1	14-Sep-21	14-Sep-21	**6.6 pH Units**	
Residual Chlorine	SM 4500Cl-G	AI11456	0.05	14-Sep-21	14-Sep-21	**0.13 mg/l**	
EFF (Sample I.D.# : 21I0355-01) Collected: 15-Sep-21 By CA of IPC							
Microbiological							
Fecal Coliforms	SM 9221E	AI11534	1.8	15-Sep-21	17-Sep-21	**<1.8 MPN/100 ml**	
Total Coliforms	SM 9221B	AI11534	1.8	15-Sep-21	17-Sep-21	**<1.8 MPN/100 ml**	
Inorganic Constituents							
pH	SM 4500H-B	AI11727	0.1	15-Sep-21	15-Sep-21	**7.2 pH Units**	
Residual Chlorine	SM 4500Cl-G	AI11635	0.05	16-Sep-21	16-Sep-21	**<0.05 mg/l**	

Respectfully Submitted,

Steve Jefferson 9/21/2021
Laboratory Director

PAT-CHEM
LABORATORIES

QUALITY ANALYTICAL SERVICES SINCE 1987

1824 1st Street
San Fernando, CA 91340
(818) 639-5300 ph
(818) 639-5306 fx
pat-chem.com

Customer: **Integrated Performance Consultants, Inc.**
9297 Research Drive
Irvine CA, 92618

Attention: Ric Vardel
Report Date: 21-Sep-21 16:16
Subject: (MCC) Daily EFF

Project/P.O.#: (MCC) Daily EFF

Notes and Definitions

RL Reporting Limit - The lowest amount of a constituent that can be reliably quantified and reported.

Respectfully Submitted,

Steve Jefferson 9/21/2021
Laboratory Director

Items for Project Manager Review

LabNumber	Analysis	Analyte	Exception
21I0302-01	Res Chlorine Total		Sampled->Analyzed > 1.00 days
21I0302-01	Res Chlorine Total		Sampled->Prepared > 1.00 days
21I0276-01	TC (15 Tubes) SM9221B		Sampled->Prepared > 0.34 days
21I0276-01	FC (15 Tubes) SM9221E		Sampled->Prepared > 0.34 days
21I0272-01	Res Chlorine Total		Sampled->Analyzed > 1.00 days
21I0272-01	Res Chlorine Total		Sampled->Prepared > 1.00 days
21I0204-01	Res Chlorine Total		Sampled->Analyzed > 1.00 days
21I0204-01	Res Chlorine Total		Sampled->Prepared > 1.00 days
			VERSION 6.18:2013
			Default Report (not modified)

Pat-Chem Laboratories
1824 1st Street
San Fernando, CA 91340

CHAIN OF CUSTODY RECORD

Phone (818) 639-5300
Fax (818) 639-5306

Environmental Sample

Sample I.D.#: 21I0204

Customer: IPC - Integrated Performance Consultants, Inc.		Project : (MCC) Daily EFF	
Address: 9297 Research Drive		Sampled by: Mario Aguirre	P.O. #:
Irvine CA 92618		Report Attention: Ric Vardel / Golan Kfir	Phone #: 949-382-9067

Sample Description	Date Sampled	Time Sampled	# of bottles	Required Tests	Sample Type	Matrix	Bottle Type	Preserve	Field Data (pH / Temperature) pH: Field Lab
EFF	9/8/21	11:55	1	pH, T.Res.Chlorine	Grab	AQ	500ml Plastic	4°C	T. 7.9/20.1°C
〃	〃	〃	1	Total Coliform, Fecal Coliform	Grab	AQ	Coli Bottle	4°C, ST	

Geotracker EDD:
Logcode: IPCI
Global ID: WDR100000359

Signature	Print Name (Company)	Date	Time
Relinquished by	Mario Aguirre (IPC)	9/8/21	12:05
Received by	MARIO SANTIESTEBAN (PCL)	9/8/21	1245
Relinquished by	MARIO SANTIESTEBAN (PCL)	9/8/21	1545
Received by			
Relinquished by			
Received in lab by	MARIO SANTIESTEBAN (PCL)	9/8/21	1545

Sample Received Checklist

Temperature upon receipt: 4°C

# of bottles agrees with COC?	(Yes) No
Samples intact?	(Yes) No
Samples properly preserved?	(Yes) No
Samples in holding time?	(Yes) No

Compliance Monitor

Initial Flow _____

Final Flow _____

Sample Type
Grab
Comp

Matrix
AQ - Water
SO -Soil / Sludge
OT - Other

Bottle Type
P - Plastic
G - Amber Glass
VOA - 40 ml Vial
Coli - bacteria

Preservations
HC - HCl
HS - H_2SO_4
HN - HNO_3
HP - H_3PO_4
OH - NaOH
ST - Sodium Thiosulfate
AA - Ascorbic Acid
AI - $AlCl_3$
Cu - $CuSO_4$

Note: Samples are discarded 30 days after results are reported, unless other arrangements are made.

Pat-Chem Laboratories
1824 1st Street
San Fernando, CA 91340

CHAIN OF CUSTODY RECORD

Phone (818) 639-5300
Fax (818) 639-5306

Environmental Sample

Sample I.D.#: 21I0235

Customer:	IPC - Integrated Performance Consultants, Inc.	Project:	(MCC) Daily EFF
Address:	9297 Research Drive	Sampled by:	Golan Kfir
	Irvine CA 92618	Report Attention:	Ric Vardel / Golan Kfir
		P.O. #:	
		Phone #:	949-382-9067

Sample Description	Date Sampled	Time Sampled	# of bottles	Required Tests	Sample Type	Matrix	Bottle Type	Preserve	Field Data (pH / Temperature) pH: Field Lab
EFF	9/9/21	11:30	1	pH, T.Res.Chlorine	Grab	AQ	500ml Plastic	4°C	
	"	"	1	Total Coliform, Fecal Coliform	Grab	AQ	Coli Bottle	4°C, ST	

RECEIVED
SEP 09 2021
By

Geotracker EDD:
Logcode: IPCI
Global ID: WDR100000359

Signature	Print Name (Company)	Date	Time
Relinquished by: GK	Golan IPC	9/9/21	1443
Received by:	MARIO SANTIESTEBAN (PCL)	9/9/21	1443
Relinquished by:	MARIO SANTIESTEBAN (PCL)	9/9/21	1635
Received by:			
Relinquished by:			
Received for lab by:	SEP 09 2021		1635

Sample Received Checklist

Temperature upon receipt: 4°C
# of bottles agrees with COC? Yes No
Samples intact? Yes No
Samples properly preserved? Yes No
Samples in holding time? Yes No

Compliance Monitor

Initial Flow _____
Final Flow _____

Sample Type
(Grab)
Comp

Matrix
(AQ) - Water
SO - Soil / Sludge
OT - Other

Bottle Type
(P) - Plastic
G - Amber Glass
VOA - 40 ml Vial
Coli - bacteria

Preservations
HC - HCl
HS - H_2SO_4
HN - HNO_3
HP - H_3PO_4
OH - NaOH
(ST) - Sodium Thiosulfate
AA - Ascorbic Acid
Al - $AlCl_3$
Cu - $CuSO_4$

Note: Samples are discarded 30 days after results are reported, unless other arrangements are made.

Rev 2 Effective 5/1/17

Pat-Chem Laboratories
1824 1st Street
San Fernando, CA 91340

CHAIN OF CUSTODY RECORD

Phone (818) 639-5300
Fax (818) 639-5306

Environmental Sample

Sample I.D.#: 21F0254

Customer:	IPC - Integrated Performance Consultants, Inc.	Project :	(MCC) Daily EFF
Address:	9297 Research Drive	Sampled by:	
	Irvine CA 92618	Report Attention:	Ric Vardel / Golan Kfir
		P.O. #:	
		Phone #:	949-382-9067

Sample Description	Date Sampled	Time Sampled	# of bottles	Required Tests	Sample Type	Matrix	Bottle Type	Preserve	Field Data (pH / Temperature) pH: Field (Lab)
EFF	09/10/21	1055	1	pH, T.Res.Chlorine	Grab	AQ	500ml Plastic	4°C	7.6 / 26.0 °C
			1	Total Coliform, Fecal Coliform	Grab	AQ	Coli Bottle	4°C, ST	
1	1	1							

RECEIVED
SEP 10 2021
By

Geotracker EDD:
Logcode: IPCI
Global ID: WDR100000359

	Signature	Print Name (Company)	Date	Time
Relinquished by		Carlos Alvarez (SPK)	09/10/21	1255
Received by		Cindy MARY	9-10-21	12:55
Relinquished by		Cindy MARY	9-10-21	1430
Received by				
Relinquished by				
Received in lab by		SEP 10 2021		1430

Sample Received Checklist

Temperature upon receipt: 4 °C

# of bottles agrees with COC?	(Yes) No
Samples intact?	(Yes) No
Samples properly preserved?	(Yes) No
Samples in holding time?	(Yes) No

Compliance Monitor

Initial Flow _____

Final Flow _____

Sample Type	Preservations
(Grab) Comp	HC - HCl
Matrix	HS - H_2SO_4
(AQ) - Water	HN - HNO_3
SO -Soil / Sludge	HP - H_3PO_4
OT - Other	OH - NaOH
Bottle Type	(ST) - Sodium Thiosulfate
(P) - Plastic	AA - Ascorbic Acid
G - Amber Glass	Al - $AlCl_3$
VOA - 40 ml Vial	Cu - $CuSO_4$
Coli - bacteria	

Note: Samples are discarded 30 days after results are reported, unless other arrangements are made.

Rev 2 Effective 5/1/17

Pat-Chem Laboratories
1824 1st Street
San Fernando, CA 91340

CHAIN OF CUSTODY RECORD

Phone (818) 639-5300
Fax (818) 639-5306

Environmental Sample

Sample I.D.#: 21I0272

Customer: IPC - Integrated Performance Consultants, Inc.		Project : (MCC) Daily EFF	
Address: 9297 Research Drive		Sampled by: Jesus Avalos	P.O. #:
Irvine CA 92618		Report Attention: Ric Vardel / Golan Kfir	Phone #: 949-382-9067

Sample Description	Date Sampled	Time Sampled	# of bottles	Required Tests	Sample Type	Matrix	Bottle Type	Preserv.	Field Data (pH / Temperature) pH: Field Lab
EFF	9/1/21	10:50	1	pH, T.Res.Chlorine	Grab	AQ	500ml Plastic	4°C	
"	"	"	1	Total Coliform, Fecal Coliform	Grab	AQ	Coli Bottle	4°C, ST	

Geotracker EDD:
Logcode: IPCI
Global ID: WDR100000359

Signature	Print Name (Company)	Date	Time
Relinquished by: Jesus Avalos	Jesus Avalos (IPC)	9/1/21	10:55
Received by:	Richard Martinez PCL	9/1/21	1115
Relinquished by:			
Received by:			
Relinquished by:			
Received in lab by:	Richard Martinez PCL	9/1/21	1300

Sample Received Checklist

Temperature upon receipt: 4°C

# of bottles agrees with COC? (Yes) No
Samples intact? (Yes) No
Samples properly preserved? (Yes) No
Samples in holding time? (Yes) No

Compliance Monitor

Initial Flow _____

Final Flow _____

Sample Type
Grab
Comp

Matrix
AQ - Water
SO -Soil / Sludge
OT - Other

Bottle Type
P - Plastic
G - Amber Glass
VOA - 40 ml Vial
Coli - bacteria

Preservations
HC - HCl
HS - H_2SO_4
HN - HNO_3
HP - H_3PO_4
OH - NaOH
ST - Sodium Thiosulfate
AA - Ascorbic Acid
Al - $AlCl_3$
Cu -$CuSO_4$

Note: Samples are discarded 30 days after results are reported, unless other arrangements are made.

Rev 2 Effective 5/1/17

Pat-Chem Laboratories
1824 1st Street
San Fernando, CA 91340

CHAIN OF CUSTODY RECORD

Phone (818) 639-5300
Fax (818) 639-5306

Environmental Sample

Sample I.D.#: 21I0276

Customer:	IPC - Integrated Performance Consultants, Inc.	Project:	(MCC) Daily EFF
Address:	9297 Research Drive	Sampled by:	ERIC MORRIS
	Irvine CA 92618	Report Attention:	Ric Vardel / Golan Kfir
		P.O. #:	
		Phone #:	949-382-9067

Sample Description	Date Sampled	Time Sampled	# of bottles	Required Tests	Sample Type	Matrix	Bottle Type	Preserve	Field Data (pH / Temperature) pH: Field Lab
EFF	9-12-21	955	1	pH, T.Res.Chlorine	Grab	AQ	500ml Plastic	4°C	7.0
	"	"	1	Total Coliform, Fecal Coliform	Grab	AQ	Coli Bottle	4°C, ST	

RECEIVED
SEP 12 2021
By

Geotracker EDD:
Logcode: IPCI
Global ID: WDR100000359

Signature	Print Name (Company)	Date	Time
Relinquished by	ERIC MORRIS / IPC	9-12-21	10:00
Received by	Juan Vasquez (PCL)	9/12/21	10:20
Relinquished by	Juan Vasquez (PCL)	9/12/21	11:30
Received by			
Relinquished by			
Received in lab by	SEP 12 2021		11:30

Sample Received Checklist

Temperature upon receipt: 4°C

# of bottles agrees with COC?	Yes No
Samples intact?	Yes No
Samples properly preserved?	Yes No
Samples in holding time?	Yes No

Compliance Monitor

Initial Flow _____

Final Flow _____

Sample Type	Preservations
Grab	HC - HCl
Comp	HS - H_2SO_4
Matrix	HN - HNO_3
AQ - Water	HP - H_3PO_4
SO - Soil / Sludge	OH - NaOH
OT - Other	ST - Sodium Thiosulfate
Bottle Type	AA - Ascorbic Acid
P - Plastic	AI - $AlCl_3$
G - Amber Glass	Cu - $CuSO_4$
VOA - 40 ml Vial	
Coli - bacteria	

Note: Samples are discarded 30 days after results are reported, unless other arrangements are made.

Rev 2 Effective 5/1/17

Pat-Chem Laboratories
1824 1st Street
San Fernando, CA 91340

CHAIN OF CUSTODY RECORD

Phone (818) 639-5300
Fax (818) 639-5306

Environmental Sample

Sample I.D.#: 21I0302

Customer:	IPC - Integrated Performance Consultants, Inc.	**Project:**	(MCC) Daily EFF
Address:	9297 Research Drive	**Sampled by:**	
	Irvine CA 92618	**Report Attention:**	Ric Vardel / Golan Kfir
		P.O. #:	
		Phone #:	949-382-9067

Sample Description	Date Sampled	Time Sampled	# of bottles	Required Tests	Sample Type	Matrix	Bottle Type	Preserve	Field Data (pH / Temperature) pH: (Field) Lab
EFF	09/13/21	1110	1	pH, T.Res.Chlorine	Grab	AQ	500ml Plastic	4°C	6.9 / 22.6°C
			1	Total Coliform, Fecal Coliform	Grab	AQ	Coli Bottle	4°C, ST	

SEP 13 2021

Geotracker EDD:
Logcode: IPCI
Global ID: WDR100000359

	Signature	Print Name (Company)	Date	Time
Relinquished by		Carlos Alvarez (SFC)	09/13/21	1115
Received by		Jonathan Vasquez (PCL)	09/13/21	12:00
Relinquished by		Jonathan Vasquez (PCL)	9/13/21	13:52
Received by				
Relinquished by				
Received in lab by			SEP 13 2021	1352

Sample Received Checklist

Temperature upon receipt: 4°C

# of bottles agrees with COC?	(Yes)	No
Samples intact?	(Yes)	No
Samples properly preserved?	(Yes)	No
Samples in holding time?	(Yes)	No

Compliance Monitor

Initial Flow _____

Final Flow _____

Sample Type	Preservations
(Grab) Comp	HC - HCl
Matrix	HS - H_2SO_4
AQ - Water	HN - HNO_3
SO - Soil / Sludge	HP - H_3PO_4
OT - Other	OH - NaOH
Bottle Type	(ST) - Sodium Thiosulfate
(P) - Plastic	AA - Ascorbic Acid
G - Amber Glass	AI - $AlCl_3$
VOA - 40 ml Vial	Cu - $CuSO_4$
(Coli) - bacteria	

Note: Samples are discarded 30 days after results are reported, unless other arrangements are made.

Rev 2 Effective 5/1/17

Pat-Chem Laboratories
1824 1st Street
San Fernando, CA 91340

CHAIN OF CUSTODY RECORD

Phone (818) 639-5300
Fax (818) 639-5306

Environmental Sample

Sample I.D.#: 21I0327

Customer: IPC - Integrated Performance Consultants, Inc.		Project: (MCC) Daily EFF	
Address: 9297 Research Drive		Sampled by: LUCE WATSON	P.O. #:
Irvine CA 92618		Report Attention: Ric Vardel / Golan Kfir	Phone #: 949-382-9067

Sample Description	Date Sampled	Time Sampled	# of bottles	Required Tests	Sample Type	Matrix	Bottle Type	Preserve	Field Data (pH / Temperature) pH: Field Lab
EFF	9-14	11:20	1	pH, T.Res.Chlorine	Grab	AQ	500ml Plastic	4°C	
"	"	"	1	Total Coliform, Fecal Coliform	Grab	AQ	Coli Bottle	4°C, ST	

RECEIVED
SEP 14 2021
By

Geotracker EDD:
Logcode: IPCI
Global ID: WDR100000359

Signature	Print Name (Company)	Date	Time
Relinquished by	LUCE WATSON (IPC)	9-14	11:37
Received by	Jonathan V. (PCL)	9-14	12:31
Relinquished by	Jonathan V. (PCL)	9-14	14:46
Received by			
Relinquished by			
Received in lab by	SEP 14 2021		1446

Sample Received Checklist

Temperature upon receipt: 4°C

# of bottles agrees with COC?	(Yes)	No
Samples intact?	(Yes)	No
Samples properly preserved?	(Yes)	No
Samples in holding time?	(Yes)	No

Compliance Monitor

Initial Flow _____

Final Flow _____

Sample Type	Preservations
(Grab) Comp	HC - HCl
Matrix	HS - H_2SO_4
(AQ) - Water	HN - HNO_3
SO -Soil / Sludge	HP - H_3PO_4
OT - Other	OH - NaOH
Bottle Type	(ST) - Sodium Thiosulfate
(P)- Plastic	AA - Ascorbic Acid
G - Amber Glass	AI - $AlCl_3$
VOA - 40 ml Vial	Cu -$CuSO_4$
(Coli) - bacteria	

Note: Samples are discarded 30 days after results are reported, unless other arrangements are made.

Pat-Chem Laboratories
1824 1st Street
San Fernando, CA 91340

CHAIN OF CUSTODY RECORD

Phone (818) 639-5300
Fax (818) 639-5306

Environmental Sample

Sample I.D.#: 21I0355

Customer:	IPC - Integrated Performance Consultants, Inc.	**Project:**	(MCC) Daily EFF
Address:	9297 Research Drive	**Sampled by:**	CD
	Irvine CA 92618	**Report Attention:**	Ric Vardel / Golan Kfir
		P.O. #:	
		Phone #:	949-382-9067

Sample Description	Date Sampled	Time Sampled	# of bottles	Required Tests	Sample Type	Matrix	Bottle Type	Preserve	Field Data (pH / Temperature) pH: Field Lab
EFF	09/15/21	1140	1	pH, T.Res.Chlorine	Grab	AQ	500ml Plastic	4°C	
			1	Total Coliform, Fecal Coliform	Grab	AQ	Coli Bottle	4°C, ST	72/23.9

Geotracker EDD:
Logcode: IPCI
Global ID: WDR100000359

RECEIVED
SEP 15 2021
By

	Signature	Print Name (Company)	Date	Time
Relinquished by	CD	Carlos Alvarez (Carl)	09/15/21	1220
Received by		Jonathan V. (PCL)	09/15/21	12:20
Relinquished by		Jonathan V (PCL)	9/15/21	14:15
Received by				
Relinquished by				
Received for lab by		SEP 15 2021		1415

Sample Received Checklist

Temperature upon receipt: 4°C
# of bottles agrees with COC? (Yes) No
Samples intact? (Yes) No
Samples properly preserved? (Yes) No
Samples in holding time? (Yes) No

Compliance Monitor

Initial Flow _____
Final Flow _____

Sample Type
(Grab)
Comp

Matrix
(AQ) - Water
SO -Soil / Sludge
OT - Other

Bottle Type
(P)- Plastic
G - Amber Glass
VOA - 40 ml Vial
Coli - bacteria

Preservations
HC - HCl
HS - H_2SO_4
HN - HNO_3
HP - H_3PO_4
OH - NaOH
(ST) - Sodium Thiosulfate
AA - Ascorbic Acid
Al - $AlCl_3$
Cu -$CuSO_4$

Note: Samples are discarded 30 days after results are reported, unless other arrangements are made.

Rev 2 Effective 5/1/17

PAT-CHEM
LABORATORIES

QUALITY ANALYTICAL SERVICES SINCE 1987

1824 1st Street
San Fernando, CA 91340
(818) 639-5300 ph
(818) 639-5306 fx
pat-chem.com

Customer: **Integrated Performance Consultants, Inc.**
9297 Research Drive
Irvine CA, 92618

Attention: Ric Vardel
Report Date: 30-Sep-21 16:45
Subject: (MCC) Weekly EFF

Project/P.O.#: (MCC) Weekly EFF

Parameter	Method	QC Batch	RL	Prepared	Analyzed	Result	Notes
EFF (Sample I.D.# : 21I0194-01) Collected: 08-Sep-21 By MA of IPC							
Physical Properties							
Total Suspended Solids	SM2540D	AI10936	1	09-Sep-21	10-Sep-21	**1 mg/l**	
Inorganic Constituents							
Ammonia as N	EPA 350.1	AI10926	0.10	09-Sep-21	09-Sep-21	**<0.10 mg/l**	
Nitrate as N	EPA 353.2	AI10931	0.05	09-Sep-21	09-Sep-21	**0.18 mg/l**	
Nitrite as N	EPA 353.2	AI10931	0.05	09-Sep-21	09-Sep-21	**<0.05 mg/l**	
Total Kjeldahl Nitrogen	EPA 351.2	AI12430	0.10	24-Sep-21	27-Sep-21	**1.21 mg/l**	
EFF (Sample I.D.# : 21I0194-02) Collected: 07-Sep-21 By MA of IPC							
Aggregate Organic Constituents							
Biochemical Oxygen Demand	SM 5210B	AI10930	2	09-Sep-21	14-Sep-21	**4 mg/l**	

Notes and Definitions

RL Reporting Limit - The lowest amount of a constituent that can be reliably quantified and reported.

Respectfully Submitted,



Steve Jefferson 9/30/2021
Laboratory Director

Pat-Chem Laboratories
1824 1st Street
San Fernando, CA 91340

CHAIN OF CUSTODY RECORD

Phone (818) 639-5300
Fax (818) 639-5306

Environmental Sample

Sample I.D.#: 21I0194

Customer:	IPC - Integrated Performance Consultants, Inc.	Project:	**(MCC) Weekly EFF**
Address:	9297 Research Drive	Sampled by:	Mario Aguirre
	Irvine CA 92618	Report Attention:	Ric Vardel / Golan Kfir
		P.O. #:	
		Phone #:	949-382-9067

Sample Description	Date Sampled	Time Sampled	# of bottles	Required Tests	Sample Type	Matrix	Bottle Type	Preserve	Field Data (pH / Temperature) pH: Field Lab
EFF	9/8/21	11:59	1	TSS	Grab	AQ	1-Liter-Plastic	4°C	
"	"	"	1	Ammonia, TKN	Grab	AQ	500ml Plastic	4°C	
"	"	"	1	Nitrate, Nitrite	Grab	AQ	250ml Plastic	4°C	
"	9/7/21	0:00	1	BOD	Comp	AQ	1-Liter-Plastic	4°C	

RECEIVED
SEP 08 2021
By

Geotracker EDD:
Logcode: IPCI
Global ID: WDR100000359

	Signature	Print Name (Company)	Date	Time
Relinquished by		Mario Aguirre (IPC)	9/8/21	12:05
Received by		MARIO SANTIESTEBAN (PCL)	9/8/21	1247
Relinquished by		MARIO SANTIESTEBAN (PCL)	9/8/21	1545
Received by				
Relinquished by				
Received in lab by			SEP 08 2021	1545

Sample Received Checklist

Temperature upon receipt: 4°C

# of bottles agrees with COC?	(Yes) No
Samples intact?	(Yes) No
Samples properly preserved?	(Yes) No
Samples in holding time?	(Yes) No

Compliance Monitor

Initial Flow _____

Final Flow _____

Sample Type
(Grab)
(Comp)

Matrix
(AQ) - Water
SO - Soil / Sludge
OT - Other

Bottle Type
(P) - Plastic
G - Amber Glass
VOA - 40 ml Vial
Coli - bacteria

Preservations
HC - HCl
HS - H_2SO_4
HN - HNO_3
HP - H_3PO_4
OH - NaOH
ST - Sodium Thiosulfate
AA - Ascorbic Acid
AI - $AlCl_3$
Cu - $CuSO_4$

Note: Samples are discarded 30 days after results are reported, unless other arrangements are made.

Rev 2 Effective 5/1/17

PAT-CHEM
LABORATORIES

QUALITY ANALYTICAL SERVICES SINCE 1987

1824 1st Street
San Fernando, CA 91340
(818) 639-5300 ph
(818) 639-5306 fx
pat-chem.com

Customer: **Integrated Performance Consultants, Inc.**
9297 Research Drive
Irvine CA, 92618

Attention: Ric Vardel
Report Date: 30-Sep-21 16:40
Subject: (MCC) Weekly INF

Project/P.O.#: (MCC) Weekly INF

Parameter	Method	QC Batch	RL	Prepared	Analyzed	Result	Notes
INF (Sample I.D.# : 21I0361-01) Collected: 14-Sep-21 By CA of IPC							
Physical Properties							
Total Suspended Solids	SM2540D	AI11639	1	16-Sep-21	17-Sep-21	**306 mg/l**	
Aggregate Organic Constituents							
Biochemical Oxygen Demand	SM 5210B	AI11631	2	16-Sep-21	21-Sep-21	**558 mg/l**	

Notes and Definitions

RL Reporting Limit - The lowest amount of a constituent that can be reliably quantified and reported.

Respectfully Submitted,



Steve Jefferson 9/30/2021
Laboratory Director

Pat-Chem Laboratories
1824 1st Street
San Fernando, CA 91340

CHAIN OF CUSTODY RECORD

Phone (818) 639-5300
Fax (818) 639-5306

Environmental Sample

Sample I.D.#: 21F0361

Customer:	IPC - Integrated Performance Consultants, Inc.	Project :	(MCC) Weekly INF
Address:	9297 Research Drive	Sampled by:	Ric Vardel / Golan Kfir
	Irvine CA 92618	Report Attention:	
		P.O. #:	
		Phone #:	949-382-9067

Sample Description	Date Sampled	Time Sampled	# of bottles	Required Tests	Sample Type	Matrix	Bottle Type	Preserve	Field Data (pH / Temperature) pH: Field Lab
INF	09/14/21	0000	1	TSS	Comp	AQ	1-Liter Plastic	4°C	
			1	BOD	Comp	AQ	1-Liter Plastic	4°C	

RECEIVED
SEP 15 2021
By

Geotracker EDD:
Logcode: IPCI
Global ID: WDR100000359

	Signature	Print Name (Company)	Date	Time
Relinquished by		Carlos Alvarez (GRC)	09/15/21	1213
Received by		Jonathan V. (PCL)	9/15/21	12:13
Relinquished by		Jonathan V. (PCL)	9-15-21	14:15
Received by				
Relinquished by				
Received in lab by		SEP 15 2021		1415

Sample Received Checklist

Temperature upon receipt: 4°C

# of bottles agrees with COC?	Yes	No
Samples intact?	Yes	No
Samples properly preserved?	Yes	No
Samples in holding time?	Yes	No

Compliance Monitor

Initial Flow _____

Final Flow _____

Sample Type
~~Grab~~
Comp

Matrix
AQ - Water
SO - Soil / Sludge
OT - Other

Bottle Type
P - Plastic
G - Amber Glass
VOA - 40 ml Vial
Coli - bacteria

Preservations
HC - HCl
HS - H_2SO_4
HN - HNO_3
HP - H_3PO_4
OH - NaOH
ST - Sodium Thiosulfate
AA - Ascorbic Acid
Al - $AlCl_3$
Cu - $CuSO_4$

Note: Samples are discarded 30 days after results are reported, unless other arrangements are made.

Rev 2 Effective 5/1/17

PAT-CHEM
LABORATORIES

QUALITY ANALYTICAL SERVICES SINCE 1987

1824 1st Street
San Fernando, CA 91340
(818) 639-5300 ph
(818) 639-5306 fx
pat-chem.com

Customer: **Integrated Performance Consultants, Inc.**
9297 Research Drive
Irvine CA, 92618

Attention: Ric Vardel
Report Date: 30-Sep-21 16:48
Subject: (MCC) Weekly EFF

Project/P.O.#: (MCC) Weekly EFF

Parameter	Method	QC Batch	RL	Prepared	Analyzed	Result	Notes
EFF (Sample I.D.# : 21I0356-01) Collected: 15-Sep-21 By MA of IPC							
Physical Properties							
Total Suspended Solids	SM2540D	AI11639	1	16-Sep-21	17-Sep-21	**<1 mg/l**	
Inorganic Constituents							
Ammonia as N	EPA 350.1	AI11530	0.10	16-Sep-21	16-Sep-21	**<0.10 mg/l**	
Nitrate as N	EPA 353.2	AI11628	0.05	16-Sep-21	16-Sep-21	**0.54 mg/l**	
Nitrite as N	EPA 353.2	AI11628	0.05	16-Sep-21	16-Sep-21	**<0.05 mg/l**	
Total Kjeldahl Nitrogen	EPA 351.2	AI12523	0.10	25-Sep-21	27-Sep-21	**1.03 mg/l**	
EFF (Sample I.D.# : 21I0356-02) Collected: 14-Sep-21 By MA of IPC							
Aggregate Organic Constituents							
Biochemical Oxygen Demand	SM 5210B	AI11631	2	16-Sep-21	21-Sep-21	**2 mg/l**	

Notes and Definitions

RL Reporting Limit - The lowest amount of a constituent that can be reliably quantified and reported.

Respectfully Submitted,



Steve Jefferson 9/30/2021
Laboratory Director

Pat-Chem Laboratories
1824 1st Street
San Fernando, CA 91340

CHAIN OF CUSTODY RECORD

Phone (818) 639-5300
Fax (818) 639-5306

Environmental Sample

Sample I.D.#: 2110356

Customer:	IPC - Integrated Performance Consultants, Inc.	Project:	**(MCC)** Weekly **EFF**
Address:	9297 Research Drive	Sampled by:	C. V.
	Irvine CA 92618	Report Attention:	Ric Vardel / Golan Kfir
		P.O. #:	
		Phone #:	949-382-9067

Sample Description	Date Sampled	Time Sampled	# of bottles	Required Tests	Sample Type	Matrix	Bottle Type	Preserve	Field Data (pH / Temperature) pH: Field Lab
EFF	09/15/21	1140	1	TSS	Grab	AQ	1-Liter-Plastic	4°C	
	"	"	1	Ammonia, TKN	Grab	AQ	500ml Plastic	4°C	
	"	"	1	Nitrate, Nitrite	Grab	AQ	250ml Plastic	4°C	
	09/14/21	0000	1	BOD	Comp	AQ	1-Liter-Plastic	4°C	

RECEIVED
SEP 15 2021
By

Geotracker EDD:
Logcode: IPCI
Global ID: WDR100000359

	Signature	Print Name (Company)	Date	Time
Relinquished by		Carlos Alvarez (GPC)	09/15/21	1215
Received by		Jonathan V. (PCL)	9/15/21	12:15
Relinquished by		Jonathan V. (PCL)	9-15-21	14:15
Received by				
Relinquished by				
Received in lab by		SEP 15 2021		1415

Sample Received Checklist

Temperature upon receipt:	4°C
# of bottles agrees with COC?	Yes No
Samples intact?	Yes No
Samples properly preserved?	Yes No
Samples in holding time?	Yes No

Compliance Monitor

Initial Flow _____

Final Flow _____

Sample Type	Matrix	Bottle Type
(Grab) Comp	(AQ) - Water	(P) Plastic
	SO -Soil / Sludge	G - Amber Glass
	OT - Other	VOA - 40 ml Vial
		Coli - bacteria

Preservations
HC - HCl
HS - H_2SO_4
HN - HNO_3
HP - H_3PO_4
OH - NaOH
ST - Sodium Thiosulfate
AA - Ascorbic Acid
AI - $AlCl_3$
Cu - $CuSO_4$

Note: Samples are discarded 30 days after results are reported, unless other arrangements are made.

PAT-CHEM LABORATORIES
QUALITY ANALYTICAL SERVICES SINCE 1987
1824 1st Street
San Fernando, CA 91340
(818) 639-5300 ph
(818) 639-5306 fx
pat-chem.com

Customer: **Integrated Performance Consultants, Inc.**
9297 Research Drive
Irvine CA, 92618

Attention: Ric Vardel
Report Date: 30-Sep-21 16:56
Subject: (MCC) Daily EFF

Project/P.O.#: (MCC) Daily EFF

Parameter	Method	QC Batch	RL	Prepared	Analyzed	Result	Notes
EFF (Sample I.D.# : 21I0396-01) Collected: 16-Sep-21 By JA of IPC							
Microbiological							
Fecal Coliforms	SM 9221E	AI11638	1.8	16-Sep-21	18-Sep-21	**<1.8 MPN/100 ml**	
Total Coliforms	SM 9221B	AI11638	1.8	16-Sep-21	18-Sep-21	**<1.8 MPN/100 ml**	
Inorganic Constituents							
pH	SM 4500H-B	AI11727	0.1	16-Sep-21	16-Sep-21	**7.5 pH Units**	
Residual Chlorine	SM 4500Cl-G	AI11726	0.05	17-Sep-21	17-Sep-21	**0.09 mg/l**	
EFF (Sample I.D.# : 21I0421-01) Collected: 17-Sep-21 By CA of IPC							
Microbiological							
Fecal Coliforms	SM 9221E	AI11728	1.8	17-Sep-21	19-Sep-21	**<1.8 MPN/100 ml**	
Total Coliforms	SM 9221B	AI11728	1.8	17-Sep-21	19-Sep-21	**<1.8 MPN/100 ml**	
Inorganic Constituents							
pH	SM 4500H-B	AI12244	0.1	17-Sep-21	17-Sep-21	**7.7 pH Units**	
Residual Chlorine	SM 4500Cl-G	AI11726	0.05	17-Sep-21	17-Sep-21	**0.13 mg/l**	
EFF (Sample I.D.# : 21I0436-01) Collected: 18-Sep-21 By CA of IPC							
Microbiological							
Fecal Coliforms	SM 9221E	AI11828	1.8	18-Sep-21	20-Sep-21	**<1.8 MPN/100 ml**	
Total Coliforms	SM 9221B	AI11828	1.8	18-Sep-21	20-Sep-21	**<1.8 MPN/100 ml**	
Inorganic Constituents							
pH	SM 4500H-B	AI12244	0.1	18-Sep-21	18-Sep-21	**7.7 pH Units**	
Residual Chlorine	SM 4500Cl-G	AI11930	0.05	19-Sep-21	19-Sep-21	**<0.05 mg/l**	
EFF (Sample I.D.# : 21I0437-01) Collected: 19-Sep-21 By em of IPC							
Microbiological							
Fecal Coliforms	SM 9221E	AI11927	1.8	19-Sep-21	21-Sep-21	**<1.8 MPN/100 ml**	
Total Coliforms	SM 9221B	AI11927	1.8	19-Sep-21	21-Sep-21	**<1.8 MPN/100 ml**	
Inorganic Constituents							
pH	SM 4500H-B	AI12244	0.1	19-Sep-21	19-Sep-21	**7.0 pH Units**	
Residual Chlorine	SM 4500Cl-G	AI11930	0.05	19-Sep-21	19-Sep-21	**<0.05 mg/l**	

Respectfully Submitted,



Steve Jefferson 9/30/2021
Laboratory Director

PAT-CHEM LABORATORIES
QUALITY ANALYTICAL SERVICES SINCE 1987
1824 1st Street
San Fernando, CA 91340
(818) 639-5300 ph
(818) 639-5306 fx
pat-chem.com

Customer: **Integrated Performance Consultants, Inc.**
9297 Research Drive
Irvine CA, 92618

Attention: Ric Vardel
Report Date: 30-Sep-21 16:56
Subject: (MCC) Daily EFF

Project/P.O.#: (MCC) Daily EFF

Parameter	Method	QC Batch	RL	Prepared	Analyzed	Result	Notes
EFF (Sample I.D.# : 21I0463-01) Collected: 20-Sep-21 By CA of IPC							
Microbiological							
Fecal Coliforms	SM 9221E	AI12070	1.8	20-Sep-21	22-Sep-21	**<1.8 MPN/100 ml**	
Total Coliforms	SM 9221B	AI12070	1.8	20-Sep-21	22-Sep-21	**<1.8 MPN/100 ml**	
Inorganic Constituents							
pH	SM 4500H-B	AI12244	0.1	20-Sep-21	20-Sep-21	**6.9 pH Units**	
Residual Chlorine	SM 4500Cl-G	AI12235	0.05	22-Sep-21	22-Sep-21	**0.95 mg/l**	
EFF (Sample I.D.# : 21I0478-01) Collected: 21-Sep-21 By EM of IPC							
Microbiological							
Fecal Coliforms	SM 9221E	AI12153	1.8	21-Sep-21	23-Sep-21	**<1.8 MPN/100 ml**	
Total Coliforms	SM 9221B	AI12153	1.8	21-Sep-21	23-Sep-21	**<1.8 MPN/100 ml**	
Inorganic Constituents							
pH	SM 4500H-B	AI12244	0.1	21-Sep-21	21-Sep-21	**7.1 pH Units**	
Residual Chlorine	SM 4500Cl-G	AI12235	0.05	22-Sep-21	22-Sep-21	**0.08 mg/l**	
EFF (Sample I.D.# : 21I0523-01) Collected: 22-Sep-21 By MA of IPC							
Microbiological							
Fecal Coliforms	SM 9221E	AI12243	1.8	22-Sep-21	24-Sep-21	**<1.8 MPN/100 ml**	
Total Coliforms	SM 9221B	AI12243	1.8	22-Sep-21	24-Sep-21	**<1.8 MPN/100 ml**	
Inorganic Constituents							
pH	SM 4500H-B	AI12851	0.1	22-Sep-21	22-Sep-21	**7.5 pH Units**	
Residual Chlorine	SM 4500Cl-G	AI12338	0.05	23-Sep-21	23-Sep-21	**0.05 mg/l**	
EFF (Sample I.D.# : 21I0554-01) Collected: 23-Sep-21 By MA of IPC							
Microbiological							
Fecal Coliforms	SM 9221E	AI12341	1.8	23-Sep-21	25-Sep-21	**<1.8 MPN/100 ml**	
Total Coliforms	SM 9221B	AI12341	1.8	23-Sep-21	25-Sep-21	**<1.8 MPN/100 ml**	
Inorganic Constituents							
pH	SM 4500H-B	AI12851	0.1	23-Sep-21	23-Sep-21	**7.3 pH Units**	
Residual Chlorine	SM 4500Cl-G	AI12338	0.05	23-Sep-21	23-Sep-21	**0.10 mg/l**	

Respectfully Submitted,



Steve Jefferson 9/30/2021
Laboratory Director

PAT-CHEM LABORATORIES
QUALITY ANALYTICAL SERVICES SINCE 1987
1824 1st Street
San Fernando, CA 91340
(818) 639-5300 ph
(818) 639-5306 fx
pat-chem.com

Customer: **Integrated Performance Consultants, Inc.**
9297 Research Drive
Irvine CA, 92618

Attention: Ric Vardel
Report Date: 30-Sep-21 16:56
Subject: (MCC) Daily EFF

Project/P.O.#: (MCC) Daily EFF

Parameter	Method	QC Batch	RL	Prepared	Analyzed	Result	Notes
EFF (Sample I.D.# : 21I0576-01) Collected: 24-Sep-21 By MA of IPC							
Microbiological							
Fecal Coliforms	SM 9221E	AI12527	1.8	24-Sep-21	27-Sep-21	**<1.8 MPN/100 ml**	
Total Coliforms	SM 9221B	AI12527	1.8	24-Sep-21	27-Sep-21	**<1.8 MPN/100 ml**	
Inorganic Constituents							
pH	SM 4500H-B	AI12851	0.1	24-Sep-21	24-Sep-21	**7.8 pH Units**	
Residual Chlorine	SM 4500Cl-G	AI12440	0.05	24-Sep-21	24-Sep-21	**0.10 mg/l**	
EFF (Sample I.D.# : 21I0598-01) Collected: 25-Sep-21 By MA of IPC							
Microbiological							
Fecal Coliforms	SM 9221E	AI12530	1.8	25-Sep-21	27-Sep-21	**<1.8 MPN/100 ml**	
Total Coliforms	SM 9221B	AI12530	1.8	25-Sep-21	27-Sep-21	**<1.8 MPN/100 ml**	
Inorganic Constituents							
pH	SM 4500H-B	AI12851	0.1	25-Sep-21	25-Sep-21	**7.0 pH Units**	
Residual Chlorine	SM 4500Cl-G	AI12660	0.05	26-Sep-21	26-Sep-21	**0.06 mg/l**	

Notes and Definitions

RL Reporting Limit - The lowest amount of a constituent that can be reliably quantified and reported.

Respectfully Submitted,

Steve Jefferson 9/30/2021
Laboratory Director

Pat-Chem Laboratories
1824 1st Street
San Fernando, CA 91340

CHAIN OF CUSTODY RECORD

Phone (818) 639-5300
Fax (818) 639-5306

Environmental Sample

Sample I.D.#: 2110396

Customer:	IPC - Integrated Performance Consultants, Inc.	Project:	(MCC) Daily EFF
Address:	9297 Research Drive	Sampled by:	Jesus Avalos
	Irvine CA 92618	Report Attention:	Ric Vardel / Golan Kfir
		P.O. #:	
		Phone #:	949-382-9067

Sample Description	Date Sampled	Time Sampled	# of bottles	Required Tests	Sample Type	Matrix	Bottle Type	Preserve	Field Data (pH / Temperature) pH: Field / Lab
EFF	9/16/21	11:15	1	pH, T.Res.Chlorine	Grab	AQ	500ml Plastic	4°C	
"	"	"	1	Total Coliform, Fecal Coliform	Grab	AQ	Coli Bottle	4°C, ST	

RECEIVED
SEP 16 2021
By

Geotracker EDD:
Logcode: IPCI
Global ID: WDR100000359

Signature	Print Name (Company)	Date	Time
Relinquished by: Jesus Avalos	Jesus Avalos (IPC)	9/16/21	11:20
Received by:	Jonathan V. (PCL)	9/16/21	12:20
Relinquished by:	Jonathan V. (PCL)	9/16	1330
Received by:			
Relinquished by:			
Received in lab by:	SEP 16 2021		1330

Sample Received Checklist

Temperature upon receipt: 4°C

# of bottles agrees with COC?	Yes / No
Samples intact?	Yes / No
Samples properly preserved?	Yes / No
Samples in holding time?	Yes / No

Compliance Monitor

Initial Flow _____

Final Flow _____

Sample Type
Grab
Comp

Matrix
AQ - Water
SO -Soil / Sludge
OT - Other

Bottle Type
P - Plastic
G - Amber Glass
VOA - 40 ml Vial
Coli - bacteria

Preservations
HC - HCl
HS - H_2SO_4
HN - HNO_3
HP - H_3PO_4
OH - NaOH
ST - Sodium Thiosulfate
AA - Ascorbic Acid
Al - $AlCl_3$
Cu - $CuSO_4$

Note: Samples are discarded 30 days after results are reported, unless other arrangements are made.

Pat-Chem Laboratories
1824 1st Street
San Fernando, CA 91340

CHAIN OF CUSTODY RECORD

Phone (818) 639-5300
Fax (818) 639-5306

Environmental Sample

Sample I.D.#: 21F0421

Customer:	IPC - Integrated Performance Consultants, Inc.	Project:	(MCC) Daily EFF
Address:	9297 Research Drive	Sampled by:	P.O. #:
	Irvine CA 92618	Report Attention: Ric Vardel / Golan Kfir	Phone #: 949-382-9067

Sample Description	Date Sampled	Time Sampled	# of bottles	Required Tests	Sample Type	Matrix	Bottle Type	Preserve	Field Data (pH / Temperature) pH: Field Lab
EFF	09/17/21	1130	1	pH, T.Res.Chlorine	Grab	AQ	500ml Plastic	4°C	
1	1	1	1	Total Coliform, Fecal Coliform	Grab	AQ	Coli Bottle	4°C, ST	

RECEIVED
SEP 17 2021
By

Geotracker EDD:
Logcode: IPCI
Global ID: WDR100000359

	Signature	Print Name (Company)	Date	Time
Relinquished by		Carlos Alvarez (GRC)	09/17/21	1140
Received by		Jonathan V. (PCL)	09-17	12:12
Relinquished by		Jonathan V (PCL)	9-17	14:20
Received by				
Relinquished by				
Received in lab by		SEP 17 2021		1420

Sample Received Checklist

Temperature upon receipt: 4°C

# of bottles agrees with COC?	Yes	No
Samples intact?	Yes	No
Samples properly preserved?	Yes	No
Samples in holding time?	Yes	No

Compliance Monitor

Initial Flow _____

Final Flow _____

Sample Type	Preservations
Grab	HC - HCl
Comp	HS - H_2SO_4
Matrix	HN - HNO_3
AQ - Water	HP - H_3PO_4
SO - Soil / Sludge	OH - NaOH
OT - Other	ST - Sodium Thiosulfate
Bottle Type	AA - Ascorbic Acid
P - Plastic	Al - $AlCl_3$
G - Amber Glass	Cu - $CuSO_4$
VOA - 40 ml Vial	
Coli - bacteria	

Note: Samples are discarded 30 days after results are reported, unless other arrangements are made.

Pat-Chem Laboratories
1824 1st Street
San Fernando, CA 91340

CHAIN OF CUSTODY RECORD

Phone (818) 639-5300
Fax (818) 639-5306

Environmental Sample

Sample I.D.#: 21I0436

Customer:	IPC - Integrated Performance Consultants, Inc.	**Project :**	(MCC) Daily EFF
Address:	9297 Research Drive	**Sampled by:**	Jesus Avalos
	Irvine CA 92618	**Report Attention:**	Ric Vardel / Golan Kfir
		P.O. #:	
		Phone #:	949-382-9067

Sample Description	Date Sampled	Time Sampled	# of bottles	Required Tests	Sample Type	Matrix	Bottle Type	Preserve	Field Data (pH / Temperature) pH: Field Lab
EFF	9/18/21	10:50	1	pH, T.Res.Chlorine	Grab	AQ	500ml Plastic	4°C	
〃	〃	〃	1	Total Coliform, Fecal Coliform	Grab	AQ	Coli Bottle	4°C, ST	
Geotracker EDD:									
Logcode: IPCI Global ID: WDR100000359									

Signature	Print Name (Company)	Date	Time
Relinquished by: Jesus Avalos	Jesus Avalos (IPC)	9/18/21	10:55
Received by:	Richard Martinez R/L	9/18/21	11:30
Relinquished by:			
Received by:			
Relinquished by:			
Received in lab by:	Richard Martinez R/L	9/18/21	1345

Sample Received Checklist

Temperature upon receipt: 4°C

# of bottles agrees with COC? (Yes) No

Samples intact? (Yes) No

Samples properly preserved? (Yes) No

Samples in holding time? (Yes) No

Compliance Monitor

Initial Flow _____

Final Flow _____

Sample Type
Grab
Comp

Matrix
AQ - Water
SO -Soil / Sludge
OT - Other

Bottle Type
P - Plastic
G - Amber Glass
VOA - 40 ml Vial
Coli - bacteria

Preservations
HC - HCl
HS - H_2SO_4
HN - HNO_3
HP - H_3PO_4
OH - NaOH
ST - Sodium Thiosulfate
AA - Ascorbic Acid
Al - $AlCl_3$
Cu - $CuSO_4$

Note: Samples are discarded 30 days after results are reported, unless other arrangements are made.

Rev 2 Effective 5/1/17

Pat-Chem Laboratories
1824 1st Street
San Fernando, CA 91340

CHAIN OF CUSTODY RECORD

Phone (818) 639-5300
Fax (818) 639-5306

Environmental Sample

Sample I.D.#: 21I0437

Customer:	IPC - Integrated Performance Consultants, Inc.	Project :	(MCC) Daily EFF
Address:	9297 Research Drive	Sampled by:	ERIC MORRIS
	Irvine CA 92618	Report Attention:	Ric Vardel / Golan Kfir
		P.O. #:	
		Phone #:	949-382-9067

Sample Description	Date Sampled	Time Sampled	# of bottles	Required Tests	Sample Type	Matrix	Bottle Type	Preserve	Field Data (pH / Temperature) pH: Field Lab
EFF	9-19-21	955	1	pH, T.Res.Chlorine	Grab	AQ	500ml Plastic	4°C	7.0 / 27.2°C
			1	Total Coliform, Fecal Coliform	Grab	AQ	Coli Bottle	4°C, ST	
Geotracker EDD:									
Logcode: IPCI									
Global ID: WDR100000359									

	Signature –	Print Name (Company)	Date	Time
Relinquished by		E. MORRIS IPC	9/19/21	10:55
Received by		Juan Vasquez (PCL)	9/19/21	10:55
Relinquished by				
Received by				
Relinquished by				
Received in lab by		Juan Vasquez (PCL)	9/19/21	1207

Sample Received Checklist

Temperature upon receipt: 4°C

# of bottles agrees with COC? (Yes) No

Samples intact? (Yes) No

Samples properly preserved? (Yes) No

Samples in holding time? (Yes) No

Compliance Monitor

Initial Flow _____

Final Flow _____

Sample Type
Grab
Comp

Matrix
AQ - Water
SO -Soil / Sludge
OT - Other

Bottle Type
P - Plastic
G - Amber Glass
VOA - 40 ml Vial
Coli - bacteria

Preservations
HC - HCl
HS - H_2SO_4
HN - HNO_3
HP - H_3PO_4
OH - NaOH
ST - Sodium Thiosulfate
AA - Ascorbic Acid
AI - $AlCl_3$
Cu - $CuSO_4$

Note: Samples are discarded 30 days after results are reported, unless other arrangements are made.

Pat-Chem Laboratories
1824 1st Street
San Fernando, CA 91340

CHAIN OF CUSTODY RECORD

Phone (818) 639-5300
Fax (818) 639-5306

Environmental Sample

Sample I.D.#: 21I0463

Customer: IPC - Integrated Performance Consultants, Inc.		Project: (MCC) Daily EFF	
Address: 9297 Research Drive	Sampled by:		P.O. #:
Irvine CA 92618	Report Attention: Ric Vardel / Golan Kfir		Phone #: 949-382-9067

Sample Description	Date Sampled	Time Sampled	# of bottles	Required Tests	Sample Type	Matrix	Bottle Type	Preserve	Field Data (pH / Temperature) ~~pH: Field~~ Lab
EFF	09/20/21	1130	1	pH, T.Res.Chlorine	Grab	AQ	500ml Plastic	4°C	6.9/22.2
1	1	1	1	Total Coliform, Fecal Coliform	Grab	AQ	Coli Bottle	4°C, ST	

RECEIVED
SEP 20 2021
By [signature]

Geotracker EDD:
Logcode: IPCI
Global ID: WDR100000359

	Signature	Print Name (Company)	Date	Time
Relinquished by	[signature]	Carlos Alvarez (IPC)	09/20/21	1150
Received by	[signature]	Cindy Marling	9-20-21	1150
Relinquished by	[signature]	Chey Marling	7-2021	1243
Received by				
Relinquished by				
Received in lab by	[signature]	SEP 20 2021		1243

Sample Received Checklist

Temperature upon receipt: 4°C

# of bottles agrees with COC?	Yes	No
Samples intact?	Yes	No
Samples properly preserved?	Yes	No
Samples in holding time?	Yes	No

Compliance Monitor

Initial Flow _____

Final Flow _____

Sample Type
Grab
Comp

Matrix
AQ - Water
SO - Soil / Sludge
OT - Other

Bottle Type
P - Plastic
G - Amber Glass
VOA - 40 ml Vial
Coli - bacteria

Preservations
HC - HCl
HS - H_2SO_4
HN - HNO_3
HP - H_3PO_4
OH - NaOH
ST - Sodium Thiosulfate
AA - Ascorbic Acid
Al - $AlCl_3$
Cu - $CuSO_4$

Note: Samples are discarded 30 days after results are reported, unless other arrangements are made.

Rev 2 Effective 5/1/17

Pat-Chem Laboratories
1824 1st Street
San Fernando, CA 91340

CHAIN OF CUSTODY RECORD

Phone (818) 639-5300
Fax (818) 639-5306

Environmental Sample

Sample I.D.#: 21I 0478

Customer: IPC - Integrated Performance Consultants, Inc.
Address: 9297 Research Drive, Irvine CA 92618
Project : (MCC) Daily EFF
Sampled by: ERIC MORRIS
Report Attention: Ric Vardel / Golan Kfir
P.O. #:
Phone #: 949-382-9067

Sample Description	Date Sampled	Time Sampled	# of bottles	Required Tests	Sample Type	Matrix	Bottle Type	Preserv.	Field Data (pH / Temperature) pH: Field Lab
EFF	9-21-21	11:00	1	pH, T.Res.Chlorine	Grab	AQ	500ml Plastic	4°C	7.1/25.7
			1	Total Coliform, Fecal Coliform	Grab	AQ	Coli Bottle	4°C, ST	

RECEIVED
SEP 21 2021
By

Geotracker EDD:
Logcode: IPCI
Global ID: WDR100000359

	Signature	Print Name (Company)	Date	Time
Relinquished by		E. MORRIS IPC	9-21-21	11:18
Received by			9-21-21	11:20
Relinquished by			9-21-21	1350
Received by				
Relinquished by				
Received in lab by		SEP 21 2021		1350

Sample Received Checklist

Temperature upon receipt: 4° C

# of bottles agrees with COC?	Yes No
Samples intact?	Yes No
Samples properly preserved?	Yes No
Samples in holding time?	Yes No

Compliance Monitor

Initial Flow _____

Final Flow _____

Sample Type
Grab
Comp

Matrix
AQ - Water
SO - Soil / Sludge
OT - Other

Bottle Type
P - Plastic
G - Amber Glass
VOA - 40 ml Vial
Coli - bacteria

Preservations
HC - HCl
HS - H_2SO_4
HN - HNO_3
HP - H_3PO_4
OH - NaOH
ST - Sodium Thiosulfate
AA - Ascorbic Acid
AI - $AlCl_3$
Cu - $CuSO_4$

Note: Samples are discarded 30 days after results are reported, unless other arrangements are made.

Rev 2 Effective 5/1/17

Pat-Chem Laboratories
1824 1st Street
San Fernando, CA 91340

CHAIN OF CUSTODY RECORD

Phone (818) 639-5300
Fax (818) 639-5306

Environmental Sample

Sample I.D.#: 21I0523

Customer:	IPC - Integrated Performance Consultants, Inc.	Project:	(MCC) Daily EFF
Address:	9297 Research Drive	Sampled by:	Mario Aguirre
	Irvine CA 92618	Report Attention:	Ric Vandel / Golan Kfir
		P.O. #:	
		Phone #:	949-382-9067

Sample Description	Date Sampled	Time Sampled	# of bottles	Required Tests	Sample Type	Matrix	Bottle Type	Preserve	Field Data (pH / Temperature) pH: Field Lab
EFF	9/22/21	11:47	1	pH, T.Res.Chlorine	Grab	AQ	500ml Plastic	4°C	7.51/14.3°C
11	11	11	1	Total Coliform, Fecal Coliform	Grab	AQ	Coli Bottle	4°C, ST	

RECEIVED
SEP 22 2021
By

Geotracker EDD:
Logcode: IPCI
Global ID: WDR100000359

	Signature	Print Name (Company)	Date	Time
Relinquished by		Mario Aguirre (IPC)	9/22/21	11:50
Received by		MARIO SANTESTEBAN (PCL)	9/22/21	12:40
Relinquished by				
Received by				
Relinquished by				
Received in lab by		SEP 22 2021		1240

Sample Received Checklist

Temperature upon receipt: 4°C

# of bottles agrees with COC?	(Yes)	No
Samples intact?	(Yes)	No
Samples properly preserved?	(Yes)	No
Samples in holding time?	(Yes)	No

Compliance Monitor

Initial Flow _____

Final Flow _____

Sample Type
(Grab)
Comp

Matrix
(AQ) - Water
SO -Soil / Sludge
OT - Other

Bottle Type
(P) - Plastic
G - Amber Glass
VOA - 40 ml Vial
Coli - bacteria

Preservations
HC - HCl
HS - H_2SO_4
HN - HNO_3
HP - H_3PO_4
OH - NaOH
(ST) - Sodium Thiosulfate
AA - Ascorbic Acid
AI - $AlCl_3$
Cu -$CuSO_4$

Note: Samples are discarded 30 days after results are reported, unless other arrangements are made.

Pat-Chem Laboratories
1824 1st Street
San Fernando, CA 91340

CHAIN OF CUSTODY RECORD

Phone (818) 639-5300
Fax (818) 639-5306

Environmental Sample

Sample I.D.#: 21I0554

Customer:	IPC - Integrated Performance Consultants, Inc.	Project:	(MCC) Daily EFF
Address:	9297 Research Drive	Sampled by:	Mario Aguirre
	Irvine CA 92618	Report Attention:	Ric Vardel / Golan Kfir
		P.O. #:	
		Phone #:	949-382-9067

Sample Description	Date Sampled	Time Sampled	# of bottles	Required Tests	Sample Type	Matrix	Bottle Type	Preserve	Field Data (pH / Temperature) pH: (Field) Lab
EFF	9/23/21	11:10	1	pH, T.Res.Chlorine	Grab	AQ	500ml Plastic	4°C	7.31/23.9C
"	"	11:10	1	Total Coliform, Fecal Coliform	Grab	AQ	Coli Bottle	4°C, ST	

RECEIVED
SEP 23 2021
By

Geotracker EDD:
Logcode: IPCI
Global ID: WDR100000359

Signature	Print Name (Company)	Date	Time
Relinquished by	Mario Aguirre (IPC)	9/23/21	11:12
Received by	Arnold Olm (PCL)	9/23/21	17:10
Relinquished by	Arnold Olm (PCL)	9/23/21	14:45
Received by			
Relinquished by			
Received for lab by	SEP 23 2021		1445

Sample Received Checklist

Temperature upon receipt: 4°C
# of bottles agrees with COC? (Yes) No
Samples intact? (Yes) No
Samples properly preserved? (Yes) No
Samples in holding time? (Yes) No

Compliance Monitor

Initial Flow _____
Final Flow _____

Sample Type
(Grab)
Comp

Matrix
(AQ) - Water
SO -Soil / Sludge
OT - Other

Bottle Type
(P) - Plastic
G - Amber Glass
VOA - 40 ml Vial
(Coli) - bacteria

Preservations
HC - HCl
HS - H_2SO_4
HN - HNO_3
HP - H_3PO_4
OH - NaOH
(ST) - Sodium Thiosulfate
AA - Ascorbic Acid
AI - $AlCl_3$
Cu -$CuSO_4$

Note: Samples are discarded 30 days after results are reported, unless other arrangements are made.

Rev 2 Effective 5/1/17

Pat-Chem Laboratories
1824 1st Street
San Fernando, CA 91340

CHAIN OF CUSTODY RECORD

Phone (818) 639-5300
Fax (818) 639-5306

Environmental Sample

Sample I.D.#: 2110576

Customer:	IPC - Integrated Performance Consultants, Inc.	Project:	(MCC) Daily EFF
Address:	9297 Research Drive	Sampled by:	Mario Aguirre
	Irvine CA 92618	Report Attention:	Ric Vardel / Golan Kfir
		P.O. #:	
		Phone #:	949-382-9067

Sample Description	Date Sampled	Time Sampled	# of bottles	Required Tests	Sample Type	Matrix	Bottle Type	Preserve	Field Data (pH / Temperature) pH: Field Lab
EFF	9/24/21	11:48	1	pH, T.Res.Chlorine	Grab	AQ	500ml Plastic	4°C	
"	"	"	1	Total Coliform, Fecal Coliform	Grab	AQ	Coli Bottle	4°C, ST	

RECEIVED
SEP 24 2021
By

Geotracker EDD:
Logcode: IPCI
Global ID: WDR100000359

	Signature	Print Name (Company)	Date	Time
Relinquished by		Mario Aguirre (IPC)	9/24/21	11:51
Received by		Richard Martinez (IPC)	9/24/21	1200
Relinquished by		Richard Martinez PCL	9/24/21	1340
Received by				
Relinquished by				
Received in lab by		SEP 24 2021		1240

Sample Received Checklist

Temperature upon receipt: 4 °C

# of bottles agrees with COC?	Yes	No
Samples intact?	Yes	No
Samples properly preserved?	Yes	No
Samples in holding time?	Yes	No

Compliance Monitor

Initial Flow _____

Final Flow _____

Sample Type	Matrix	Bottle Type
(Grab) Comp	(AQ) - Water	(P) - Plastic
	SO -Soil / Sludge	G - Amber Glass
	OT - Other	VOA - 40 ml Vial
		(Coli) - bacteria

Preservations
HC - HCl
HS - H_2SO_4
HN - HNO_3
HP - H_3PO_4
OH - NaOH
(ST) - Sodium Thiosulfate
AA - Ascorbic Acid
AI - $AlCl_3$
Cu - $CuSO_4$

Note: Samples are discarded 30 days after results are reported, unless other arrangements are made.

Rev 2 Effective 5/1/17

Pat-Chem Laboratories
1824 1st Street
San Fernando, CA 91340

CHAIN OF CUSTODY RECORD

Phone (818) 639-5300
Fax (818) 639-5306

Environmental Sample

Sample I.D.#: _____

Customer: IPC - Integrated Performance Consultants, Inc.
Address: 9297 Research Drive
Irvine CA 92618

Project : (MCC) Daily EFF
Sampled by: Jesus Avalos
Report Attention: Ric Vardel / Golan Kfir

P.O. #:
Phone #: 949-382-9067

Sample Description	Date Sampled	Time Sampled	# of bottles	Required Tests	Sample Type	Matrix	Bottle Type	Preserve	Field Data (pH / Temperature) pH: Field Lab
EFF	9/29/21	10:50	1	pH, T.Res.Chlorine	Grab	AQ	500ml Plastic	4°C	
"	"	"	1	Total Coliform, Fecal Coliform	Grab	AQ	Coli Bottle	4°C, ST	

Geotracker EDD:
Logcode: IPCI
Global ID: WDR100000359

Signature	Print Name (Company)	Date	Time
Relinquished by: Jesus Avalos	Jesus Avalos (IPC)	9/25/21	10:55
Received by:	Richard Martinez (PCL)	9/25/21	1105
Relinquished by:	Richard Martinez (PCL)	9/25/21	1240
Received by:			
Relinquished by:			
Received in lab by:			

Sample Received Checklist

Temperature upon receipt: 4°C
# of bottles agrees with COC? Yes No
Samples intact? Yes No
Samples properly preserved? Yes No
Samples in holding time? Yes No

Compliance Monitor

Initial Flow _____
Final Flow _____

Sample Type	Preservations
Grab	**HC** - HCl
Comp	**HS** - H_2SO_4
Matrix	**HN** - HNO_3
AQ - Water	**HP** - H_3PO_4
SO -Soil / Sludge	**OH** - NaOH
OT - Other	**ST** - Sodium Thiosulfate
Bottle Type	**AA** - Ascorbic Acid
P - Plastic	**AI** - $AlCl_3$
G - Amber Glass	**Cu** -$CuSO_4$
VOA - 40 ml Vial	
Coli - bacteria	

Note: Samples are discarded 30 days after results are reported, unless other arrangements are made.

Rev 2 Effective 5/1/17

PAT-CHEM
LABORATORIES
QUALITY ANALYTICAL SERVICES SINCE 1987
1824 1st Street
San Fernando, CA 91340
(818) 639-5300 ph
(818) 639-5306 fx
pat-chem.com

Customer: **Integrated Performance Consultants, Inc.**
9297 Research Drive
Irvine CA, 92618

Attention: Ric Vardel
Report Date: 30-Sep-21 16:42
Subject: (MCC) Weekly INF

Project/P.O.#: (MCC) Weekly INF

Parameter	Method	QC Batch	RL	Prepared	Analyzed	Result	Notes
INF (Sample I.D.# : 21I0527-01) Collected: 21-Sep-21 By MA of IPC							
Physical Properties							
Total Suspended Solids	SM2540D	AI12342	1	23-Sep-21	24-Sep-21	**242 mg/l**	
Aggregate Organic Constituents							
Biochemical Oxygen Demand	SM 5210B	AI12336	2	23-Sep-21	28-Sep-21	**485 mg/l**	

Notes and Definitions

RL Reporting Limit - The lowest amount of a constituent that can be reliably quantified and reported.

Respectfully Submitted,



Steve Jefferson 9/30/2021
Laboratory Director

Pat-Chem Laboratories
1824 1st Street
San Fernando, CA 91340

CHAIN OF CUSTODY RECORD

Phone (818) 639-5300
Fax (818) 639-5306

Environmental Sample

Sample I.D.#: 21I0527

Customer:	IPC - Integrated Performance Consultants, Inc.	Project:	(MCC) Weekly INF
Address:	9297 Research Drive	Sampled by:	Mario Aguirre
	Irvine CA 92618	Report Attention:	Ric Vandel / Golan Kfir
		P.O. #:	
		Phone #:	949-382-9067

Sample Description	Date Sampled	Time Sampled	# of bottles	Required Tests	Sample Type	Matrix	Bottle Type	Preserve	Field Data (pH / Temperature) pH: Field Lab
INF	9/21/21	0:00	1	TSS	Comp	AQ	1-Liter Plastic	4°C	
"	"	0:00	1	BOD	Comp	AQ	1-Liter Plastic	4°C	

SEP 22 2021

Geotracker EDD:
Logcode: IPCI
Global ID: WDR100000359

Signature	Print Name (Company)	Date	Time
Relinquished by	Mario Aguirre (IPC)	9/22/21	11:50
Received by	MARIO SANTIESTEBAN (PCL)	9/22/21	1249
Relinquished by	MARIO SANTIESTEBAN (PCL)	9/22/21	1445
Received by			
Relinquished by			
Received in lab by	SEP 22 2021		1445

Sample Received Checklist

Temperature upon receipt: 4°C
# of bottles agrees with COC? (Yes) No
Samples intact? (Yes) No
Samples properly preserved? (Yes) No
Samples in holding time? (Yes) No

Compliance Monitor

Initial Flow _____
Final Flow _____

Sample Type
(Grab)
Comp

Matrix
(AQ) - Water
SO -Soil / Sludge
OT - Other

Bottle Type
(P) - Plastic
G - Amber Glass
VOA - 40 ml Vial
Coli - bacteria

Preservations
HC - HCl
HS - H_2SO_4
HN - HNO_3
HP - H_3PO_4
OH - NaOH
ST - Sodium Thiosulfate
AA - Ascorbic Acid
AI - $AlCl_3$
Cu -$CuSO_4$

Note: Samples are discarded 30 days after results are reported, unless other arrangements are made.

Rev 2 Effective 5/1/17

PAT-CHEM
LABORATORIES

QUALITY ANALYTICAL SERVICES SINCE 1987

1824 1st Street
San Fernando, CA 91340
(818) 639-5300 ph
(818) 639-5306 fx
pat-chem.com

Customer: **Integrated Performance Consultants, Inc.**
9297 Research Drive
Irvine CA, 92618

Attention: Ric Vardel
Report Date: 30-Sep-21 16:51
Subject: (MCC) Weekly EFF

Project/P.O.#: (MCC) Weekly EFF

Parameter	Method	QC Batch	RL	Prepared	Analyzed	Result	Notes
EFF (Sample I.D.# : 21I0529-01) Collected: 22-Sep-21 By MA of IPC							
Physical Properties							
Total Suspended Solids	SM2540D	AI12342	1	23-Sep-21	24-Sep-21	**<1 mg/l**	
Inorganic Constituents							
Ammonia as N	EPA 350.1	AI12854	0.10	28-Sep-21	29-Sep-21	**<0.10 mg/l**	
Nitrate as N	EPA 353.2	AI12333	0.05	23-Sep-21	23-Sep-21	**0.90 mg/l**	
Nitrite as N	EPA 353.2	AI12333	0.05	23-Sep-21	23-Sep-21	**<0.05 mg/l**	
Total Kjeldahl Nitrogen	EPA 351.2	AI12756	0.10	27-Sep-21	29-Sep-21	**0.94 mg/l**	
EFF (Sample I.D.# : 21I0529-02) Collected: 21-Sep-21 By MA of IPC							
Aggregate Organic Constituents							
Biochemical Oxygen Demand	SM 5210B	AI12336	2	23-Sep-21	28-Sep-21	**2 mg/l**	

Notes and Definitions

RL Reporting Limit - The lowest amount of a constituent that can be reliably quantified and reported.

Respectfully Submitted,



Steve Jefferson 9/30/2021
Laboratory Director

Pat-Chem Laboratories
1824 1st Street
San Fernando, CA 91340

CHAIN OF CUSTODY RECORD

Phone (818) 639-5300
Fax (818) 639-5306

Environmental Sample

Sample I.D.#: 2110529

Customer:	IPC - Integrated Performance Consultants, Inc.	Project:	(MCC) Weekly EFF
Address:	9297 Research Drive	Sampled by:	Marie Aguirre
	Irvine CA 92618	Report Attention:	Ric Vardel / Golan Kfir
		P.O. #:	
		Phone #:	949-382-9067

Sample Description	Date Sampled	Time Sampled	# of bottles	Required Tests	Sample Type	Matrix	Bottle Type	Preserve	Field Data (pH / Temperature) pH: Field Lab
EFF	9/22/21	11:42	1	TSS	Grab	AQ	1-Liter-Plastic	4°C	
"	"	"	1	Ammonia, TKN	Grab	AQ	500ml Plastic	4°C	
"	"	"	1	Nitrate, Nitrite	Grab	AQ	250ml Plastic	4°C	
"	9/21/21	0:00	1	BOD	Comp	AQ	1-Liter-Plastic	4°C	

SEP 22 2021

Geotracker EDD:
Logcode: IPCI
Global ID: WDR100000359

	Signature	Print Name (Company)	Date	Time
Relinquished by		Marie Aguirre (IPC)	9/22/21	11:50
Received by		MARIO SANTIESTEBAN (PCL)	9/22/21	1243
Relinquished by		MARIO SANTIESTEBAN (PCL)	9/22/21	1445
Received by				
Relinquished by				
Received in lab by			SEP 22 2021	1445

Sample Received Checklist

Temperature upon receipt: 4°C
# of bottles agrees with COC? (Yes) No
Samples intact? (Yes) No
Samples properly preserved? (Yes) No
Samples in holding time? (Yes) No

Compliance Monitor

Initial Flow _____

Final Flow _____

Sample Type
(Grab)
Comp

Matrix
(AQ) Water
SO -Soil / Sludge
OT - Other

Bottle Type
P - Plastic
G - Amber Glass
VOA - 40 ml Vial
(Coli) bacteria

Preservations
HC - HCl
HS - H_2SO_4
HN - HNO_3
HP - H_3PO_4
OH - NaOH
ST - Sodium Thiosulfate
AA - Ascorbic Acid
AI - $AlCl_3$
Cu - $CuSO_4$

Note: Samples are discarded 30 days after results are reported, unless other arrangements are made.

PAT-CHEM LABORATORIES
QUALITY ANALYTICAL SERVICES SINCE 1987
1824 1st Street
San Fernando, CA 91340
(818) 639-5300 ph
(818) 639-5306 fx
pat-chem.com

Customer: **Integrated Performance Consultants, Inc.**
9297 Research Drive
Irvine CA, 92618

Attention: Ric Vardel
Report Date: 05-Oct-21 13:49
Subject: (MCC) Daily EFF

Project/P.O.#: (MCC) Daily EFF

Parameter	Method	QC Batch	RL	Prepared	Analyzed	Result	Notes
EFF (Sample I.D.# : 21I0604-01) Collected: 26-Sep-21 By JV of PCL							
Microbiological							
Fecal Coliforms	SM 9221E	AI12657	1.8	26-Sep-21	30-Sep-21	**<1.8 MPN/100 ml**	
Total Coliforms	SM 9221B	AI12657	1.8	26-Sep-21	30-Sep-21	**<1.8 MPN/100 ml**	
Inorganic Constituents							
pH	SM 4500H-B	AI12851	0.1	26-Sep-21	26-Sep-21	**7.0 pH Units**	
Residual Chlorine	SM 4500Cl-G	AI12660	0.05	26-Sep-21	26-Sep-21	**0.06 mg/l**	
EFF (Sample I.D.# : 21I0623-01) Collected: 27-Sep-21 By C.A of IPC							
Microbiological							
Fecal Coliforms	SM 9221E	AI12760	1.8	27-Sep-21	29-Sep-21	**<1.8 MPN/100 ml**	
Total Coliforms	SM 9221B	AI12760	1.8	27-Sep-21	29-Sep-21	**<1.8 MPN/100 ml**	
Inorganic Constituents							
pH	SM 4500H-B	AI12851	0.1	27-Sep-21	27-Sep-21	**7.9 pH Units**	
Residual Chlorine	SM 4500Cl-G	AI12850	0.05	28-Sep-21	28-Sep-21	**0.06 mg/l**	
EFF (Sample I.D.# : 21I0659-01) Collected: 28-Sep-21 By EM of IPC							
Microbiological							
Fecal Coliforms	SM 9221E	AI12849	1.8	28-Sep-21	01-Oct-21	**<1.8 MPN/100 ml**	
Total Coliforms	SM 9221B	AI12849	1.8	28-Sep-21	01-Oct-21	**<1.8 MPN/100 ml**	
Inorganic Constituents							
pH	SM 4500H-B	AI12851	0.1	28-Sep-21	28-Sep-21	**7.0 pH Units**	
Residual Chlorine	SM 4500Cl-G	AI12850	0.05	28-Sep-21	28-Sep-21	**0.14 mg/l**	
EFF (Sample I.D.# : 21I0714-01) Collected: 29-Sep-21 By MA of IPC							
Microbiological							
Fecal Coliforms	SM 9221E	AI12941	1.8	29-Sep-21	01-Oct-21	**<1.8 MPN/100 ml**	
Total Coliforms	SM 9221B	AI12941	1.8	29-Sep-21	01-Oct-21	**<1.8 MPN/100 ml**	
Inorganic Constituents							
pH	SM 4500H-B	AJ10446	0.1	29-Sep-21	29-Sep-21	**7.8 pH Units**	
Residual Chlorine	SM 4500Cl-G	AI13043	0.05	30-Sep-21	30-Sep-21	**0.10 mg/l**	

Respectfully Submitted,



Steve Jefferson 10/5/2021
Laboratory Director

PAT-CHEM LABORATORIES
QUALITY ANALYTICAL SERVICES SINCE 1987
1824 1st Street
San Fernando, CA 91340
(818) 639-5300 ph
(818) 639-5306 fx
pat-chem.com

Customer: **Integrated Performance Consultants, Inc.**
9297 Research Drive
Irvine CA, 92618

Attention: Ric Vardel
Report Date: 05-Oct-21 13:49
Subject: (MCC) Daily EFF

Project/P.O.#: (MCC) Daily EFF

Parameter	Method	QC Batch	RL	Prepared	Analyzed	Result	Notes
EFF (Sample I.D.# : 21I0724-01) Collected: 30-Sep-21 By GK of IPC							
Microbiological							
Fecal Coliforms	SM 9221E	AI13036	1.8	30-Sep-21	02-Oct-21	**<1.8 MPN/100 ml**	
Total Coliforms	SM 9221B	AI13036	1.8	30-Sep-21	02-Oct-21	**<1.8 MPN/100 ml**	
Inorganic Constituents							
pH	SM 4500H-B	AJ10446	0.1	30-Sep-21	30-Sep-21	**7.5 pH Units**	
Residual Chlorine	SM 4500Cl-G	AI13043	0.05	30-Sep-21	30-Sep-21	**0.13 mg/l**	
EFF (Sample I.D.# : 21J0010-01) Collected: 01-Oct-21 By KV of IPC							
Microbiological							
Fecal Coliforms	SM 9221E	AJ10135	1.8	01-Oct-21	03-Oct-21	**<1.8 MPN/100 ml**	
Total Coliforms	SM 9221B	AJ10135	1.8	01-Oct-21	03-Oct-21	**<1.8 MPN/100 ml**	
Inorganic Constituents							
pH	SM 4500H-B	AJ10446	0.1	01-Oct-21	01-Oct-21	**7.5 pH Units**	
Residual Chlorine	SM 4500Cl-G	AJ10448	0.05	04-Oct-21	04-Oct-21	**<0.05 mg/l**	
EFF (Sample I.D.# : 21J0019-01) Collected: 02-Oct-21 By KV of IPC							
Microbiological							
Fecal Coliforms	SM 9221E	AJ10234	1.8	02-Oct-21	04-Oct-21	**<1.8 MPN/100 ml**	
Total Coliforms	SM 9221B	AJ10234	1.8	02-Oct-21	04-Oct-21	**<1.8 MPN/100 ml**	
Inorganic Constituents							
pH	SM 4500H-B	AJ10446	0.1	02-Oct-21	02-Oct-21	**7.5 pH Units**	
Residual Chlorine	SM 4500Cl-G	AJ10448	0.05	04-Oct-21	04-Oct-21	**0.05 mg/l**	
EFF (Sample I.D.# : 21J0024-01) Collected: 03-Oct-21 By em of IPC							
Microbiological							
Fecal Coliforms	SM 9221E	AJ10337	1.8	03-Oct-21	05-Oct-21	**<1.8 MPN/100 ml**	
Total Coliforms	SM 9221B	AJ10337	1.8	03-Oct-21	05-Oct-21	**<1.8 MPN/100 ml**	
Inorganic Constituents							
pH	SM 4500H-B	AJ10446	0.1	04-Oct-21	04-Oct-21	**7.1 pH Units**	
Residual Chlorine	SM 4500Cl-G	AJ10448	0.05	04-Oct-21	04-Oct-21	**0.12 mg/l**	

Respectfully Submitted,

Steve Jefferson 10/5/2021
Laboratory Director

PAT-CHEM
LABORATORIES

QUALITY ANALYTICAL SERVICES SINCE 1987

1824 1st Street
San Fernando, CA 91340
(818) 639-5300 ph
(818) 639-5306 fx
pat-chem.com

Customer: **Integrated Performance Consultants, Inc.**
9297 Research Drive
Irvine CA, 92618

Attention: Ric Vardel
Report Date: 05-Oct-21 13:49
Subject: (MCC) Daily EFF

Project/P.O.#: (MCC) Daily EFF

Notes and Definitions

RL Reporting Limit - The lowest amount of a constituent that can be reliably quantified and reported.

Respectfully Submitted,

Steve Jefferson 10/5/2021
Laboratory Director

Pat-Chem Laboratories
1824 1st Street
San Fernando, CA 91340

CHAIN OF CUSTODY RECORD

Phone (818) 639-5300
Fax (818) 639-5306

Environmental Sample

Sample I.D.#: 21I0604

Customer: IPC - Integrated Performance Consultants, Inc.
Address: 9297 Research Drive
Irvine CA 92618

Project: (MCC) Daily EFF
Sampled by: ERIC MORRIS
Report Attention: Ric Vardel / Golan Kfir

P.O. #:
Phone #: 949-382-9067

Sample Description	Date Sampled	Time Sampled	# of bottles	Required Tests	Sample Type	Matrix	Bottle Type	Preserv.	Field Data (pH / Temperature) pH: Field Lab
EFF	9-26-21	950	1	pH, T.Res.Chlorine	Grab	AQ	500ml Plastic	4°C	T.O / 22.3°C
	9-26-21	945	1	Total Coliform, Fecal Coliform	Grab	AQ	Coli Bottle	4°C, ST	

Geotracker EDD:
Logcode: IPCI
Global ID: WDR100000359

	Signature	Print Name (Company)	Date	Time
Relinquished by		E. MORRIS IPC	9-26-21	10:00
Received by		Juan V. (PCL)	9/26/21	10:00
Relinquished by				
Received by				
Relinquished by				
Received in lab by		Juan Vasquez (PCL)	9/26/21	11:04

Sample Received Checklist

Temperature upon receipt: 4°C
# of bottles agrees with COC? Yes No
Samples intact? Yes No
Samples properly preserved? Yes No
Samples in holding time? Yes No

Compliance Monitor

Initial Flow _____
Final Flow _____

Sample Type	Preservations
Grab Comp	HC - HCl HS - H_2SO_4 HN - HNO_3 HP - H_3PO_4 OH - NaOH ST - Sodium Thiosulfate AA - Ascorbic Acid AI - $AlCl_3$ Cu - $CuSO_4$
Matrix AQ - Water SO - Soil / Sludge OT - Other	
Bottle Type P - Plastic G - Amber Glass VOA - 40 ml Vial Coli - bacteria	

Note: Samples are discarded 30 days after results are reported, unless other arrangements are made.

Rev 2 Effective 5/1/17

Pat-Chem Laboratories
1824 1st Street
San Fernando, CA 91340

CHAIN OF CUSTODY RECORD

Phone (818) 639-5300
Fax (818) 639-5306

Environmental Sample

Sample I.D.#: 21I0623

Customer: IPC - Integrated Performance Consultants, Inc.
Address: 9297 Research Drive
Irvine CA 92618

Project: (MCC) Daily EFF
Sampled by: Carlos Alvarez
Report Attention: Ric Vardel / Golan Kfir

P.O. #:
Phone #: 949-382-9067

Sample Description	Date Sampled	Time Sampled	# of bottles	Required Tests	Sample Type	Matrix	Bottle Type	Preserve	Field Data (pH / Temperature) pH: Field Lab
EFF	09/27/21	1130	1	pH, T.Res.Chlorine	Grab	AQ	500ml Plastic	4°C	7.89/19.2
			1	Total Coliform, Fecal Coliform	Grab	AQ	Coli Bottle	4°C, ST	

RECEIVED
SEP 27 2021
By

Geotracker EDD:
Logcode: IPCI
GlobalID: WDR100000359

	Signature	Print Name (Company)	Date	Time
Relinquished by		Carlos Alvarez (IPC)	09/27/21	1140
Received by		MARIO SANTIESTEBAN (PCL)	9/27/21	1422
Relinquished by		MARIO SANTIESTEBAN (PCL)	9/27/21	1530
Received by				
Relinquished by				
Received in lab by		SEP 27 2021		1530

Sample Received Checklist

Temperature upon receipt: 4°C
# of bottles agrees with COC? (Yes) No
Samples intact? (Yes) No
Samples properly preserved? (Yes) No
Samples in holding time? (Yes) No

Compliance Monitor

Initial Flow _____
Final Flow _____

Sample Type
Grab
Comp

Matrix
AQ - Water
SO - Soil / Sludge
OT - Other

Bottle Type
P - Plastic
G - Amber Glass
VOA - 40 ml Vial
Coli - bacteria

Preservations
HC - HCl
HS - H_2SO_4
HN - HNO_3
HP - H_3PO_4
OH - NaOH
ST - Sodium Thiosulfate
AA - Ascorbic Acid
AI - $AlCl_3$
Cu - $CuSO_4$

Note: Samples are discarded 30 days after results are reported, unless other arrangements are made.

Rev 2 Effective 5/1/17

Pat-Chem Laboratories
1824 1st Street
San Fernando, CA 91340

CHAIN OF CUSTODY RECORD

Phone (818) 639-5300
Fax (818) 639-5306

Environmental Sample R-M 21I0659
Sample I.D.#: ~~21I0644~~

Customer:	IPC - Integrated Performance Consultants, Inc.	Project :	(MCC) Daily EFF
Address:	9297 Research Drive	Sampled by:	ERIC MORRIS
	Irvine CA 92618	Report Attention:	Ric Vardel / Golan Kfir
		P.O. #:	
		Phone #:	949-382-9067

Sample Description	Date Sampled	Time Sampled	# of bottles	Required Tests	Sample Type	Matrix	Bottle Type	Preserve	Field Data (pH / Temperature) pH: Field Lab
EFF	9-28-21	11:05	1	pH, T.Res.Chlorine	Grab	AQ	500ml Plastic	4°C	
			1	Total Coliform, Fecal Coliform	Grab	AQ	Coli Bottle	4°C, ST	

RECEIVED
SEP 28 2021
By

Geotracker EDD:
Logcode: IPCI
Global ID: WDR100000359

	Signature	Print Name (Company)	Date	Time
Relinquished by		E. MORRIS IPC	9-28-21	1115
Received by		Richard Vardel IPC	9/28/21	1120
Relinquished by		Richard Martinez IPC	9/28/21	1210
Received by				
Relinquished by				
Received in lab by		SEP 28 2021		1210

Sample Received Checklist

Temperature upon receipt: 4°C

# of bottles agrees with COC?	Yes	No
Samples intact?	Yes	No
Samples properly preserved?	Yes	No
Samples in holding time?	Yes	No

Compliance Monitor
Initial Flow _____
Final Flow _____

Sample Type
Grab
Comp

Matrix
AQ - Water
SO -Soil / Sludge
OT - Other

Bottle Type
P - Plastic
G - Amber Glass
VOA - 40 ml Vial
Coli - bacteria

Preservations
HC - HCl
HS - H_2SO_4
HN - HNO_3
HP - H_3PO_4
OH - NaOH
ST - Sodium Thiosulfate
AA - Ascorbic Acid
AI - $AlCl_3$
Cu -$CuSO_4$

Note: Samples are discarded 30 days after results are reported, unless other arrangements are made.

Rev 2 Effective 5/1/17

Pat-Chem Laboratories
1824 1st Street
San Fernando, CA 91340

CHAIN OF CUSTODY RECORD

Phone (818) 639-5300
Fax (818) 639-5306

Environmental Sample

Sample I.D.#: 21I0714

Customer: IPC - Integrated Performance Consultants, Inc.
Address: 9297 Research Drive, Irvine CA 92618
Project: (MCC) Daily EFF
Sampled by: Mario Aguirre
P.O. #:
Report Attention: Ric Vardel / Golan Kfir
Phone #: 949-382-9067

Sample Description	Date Sampled	Time Sampled	# of bottles	Required Tests	Sample Type	Matrix	Bottle Type	Preserve	Field Data (pH / Temperature) pH: Field Lab
EFF	9/29/21	11:25	1	pH, T.Res.Chlorine	Grab	AQ	500ml Plastic	4°C	
"	"	"	1	Total Coliform, Fecal Coliform	Grab	AQ	Coli Bottle	4°C, ST	

SEP 29 2021

Geotracker EDD:
Logcode: IPCI
Global ID: WDR100000359

	Signature	Print Name (Company)	Date	Time
Relinquished by		Mario Aguirre (IPC)	9/29/21	11:30
Received by		Richard Martinez 2d	9/29/21	1330
Relinquished by		Richard Martinez 2d	9/29/21	1530
Received by				
Relinquished by				
Received in lab by		SEP 29 2021		1530

Sample Received Checklist

Temperature upon receipt: 4 °C
# of bottles agrees with COC? Yes No
Samples intact? Yes No
Samples properly preserved? Yes No
Samples in holding time? Yes No

Compliance Monitor

Initial Flow _____
Final Flow _____

Sample Type
Grab
Comp

Matrix
AQ - Water
SO -Soil / Sludge
OT - Other

Bottle Type
P - Plastic
G - Amber Glass
VOA - 40 ml Vial
Coli - bacteria

Preservations
HC - HCl
HS - H_2SO_4
HN - HNO_3
HP - H_3PO_4
OH - NaOH
ST - Sodium Thiosulfate
AA - Ascorbic Acid
AI - $AlCl_3$
Cu -$CuSO_4$

Note: Samples are discarded 30 days after results are reported, unless other arrangements are made.

Rev 2 Effective 5/1/17

Pat-Chem Laboratories
1824 1st Street
San Fernando, CA 91340

CHAIN OF CUSTODY RECORD

Phone (818) 639-5300
Fax (818) 639-5306

Environmental Sample

Sample I.D.#: 21I0724

Customer:	IPC - Integrated Performance Consultants, Inc.	Project :	(MCC) Daily EFF
Address:	9297 Research Drive	Sampled by:	Golan Kfir
	Irvine CA 92618	Report Attention:	Ric Vardel / Golan Kfir
		P.O. #:	
		Phone #:	949-382-9067

Sample Description	Date Sampled	Time Sampled	# of bottles	Required Tests	Sample Type	Matrix	Bottle Type	Preserve	Field Data (pH / Temperature) pH: Field / Lab
EFF	9/30/21	12:05	1	pH, T.Res.Chlorine	Grab	AQ	500ml Plastic	4°C	8/10.0/26.4°C
	"	"	1	Total Coliform, Fecal Coliform	Grab	AQ	Coli Bottle	4°C, ST	7.40/26.4°C

SEP 30 2021

Geotracker EDD:
Logcode: IPCI
Global ID: WDR100000359

Signature	Print Name (Company)	Date	Time
Relinquished by: GK	Golan IPC	9/30/21	17:00
Received by:	Armando Olmos IPC	9/30/21	12:00
Relinquished by:	Armando Olmos IPC	9/30/21	13:10
Received by:			
Relinquished by:			
Received in lab by:	SEP 30 2021		1310

Sample Received Checklist 4°C

Temperature upon receipt:		
# of bottles agrees with COC?	Yes	No
Samples intact?	Yes	No
Samples properly preserved?	Yes	No
Samples in holding time?	Yes	No

Compliance Monitor

Initial Flow _____

Final Flow _____

Sample Type
(G) Grab
Comp

Matrix
(AQ) - Water
SO -Soil / Sludge
OT - Other

Bottle Type
(P) - Plastic
G - Amber Glass
VOA - 40 ml Vial
Coli - bacteria

Preservations
HC - HCl
HS - H_2SO_4
HN - HNO_3
HP - H_3PO_4
OH - NaOH
(ST) - Sodium Thiosulfate
AA - Ascorbic Acid
AI - $AlCl_3$
Cu -$CuSO_4$

Note: Samples are discarded 30 days after results are reported, unless other arrangements are made.

Pat-Chem Laboratories
1824 1st Street
San Fernando, CA 91340

CHAIN OF CUSTODY RECORD

Phone (818) 639-5300
Fax (818) 639-5306

Environmental Sample

Sample I.D.#: 21J0010

Customer:	IPC - Integrated Performance Consultants, Inc.	Project :	(MCC) Daily EFF
Address:	9297 Research Drive	Sampled by:	Kyle Vardel
	Irvine CA 92618	Report Attention:	Ric Vardel / Golan Kfir
		P.O. #:	
		Phone #:	949-382-9067

Sample Description	Date Sampled	Time Sampled	# of bottles	Required Tests	Sample Type	Matrix	Bottle Type	Preserve	Field Data (pH / Temperature) pH: Field Lab
EFF	10/1/21	1130	1	pH, T.Res.Chlorine	Grab	AQ	500ml Plastic	4°C	
			1	Total Coliform, Fecal Coliform	Grab	AQ	Coli Bottle	4°C, ST	
Geotracker EDD:									
Logcode: IPCI									
Global ID: WDR100000359									

RECEIVED
OCT 01 2021
By

Signature	Print Name (Company)	Date	Time
Relinquished by	Kyle Vardel (IPC)	10/1/21	1140
Received by	Jonathan V. (PCL)	10/1/21	1201
Relinquished by	Jonathan V. (PCL)	10/1	16:07
Received by			
Relinquished by			
Received in lab by		OCT 01 2021	1607

Sample Received Checklist

Temperature upon receipt: ypc

# of bottles agrees with COC? Yes No

Samples intact? Yes No

Samples properly preserved? Yes No

Samples in holding time? Yes No

Compliance Monitor

Initial Flow _____

Final Flow _____

Sample Type
Grab
Comp

Matrix
AQ - Water
SO -Soil / Sludge
OT - Other

Bottle Type
P - Plastic
G - Amber Glass
VOA - 40 ml Vial
Coli - bacteria

Preservations
HC - HCl
HS - H_2SO_4
HN - HNO_3
HP - H_3PO_4
OH - NaOH
ST - Sodium Thiosulfate
AA - Ascorbic Acid
AI - $AlCl_3$
Cu -$CuSO_4$

Note: Samples are discarded 30 days after results are reported, unless other arrangements are made.

Rev 2 Effective 5/1/17

Pat-Chem Laboratories
1824 1st Street
San Fernando, CA 91340

CHAIN OF CUSTODY RECORD

Phone (818) 639-5300
Fax (818) 639-5306

Environmental Sample

Sample I.D.#: 21J0019

Customer: IPC - Integrated Performance Consultants, Inc.
Address: 9297 Research Drive
Irvine CA 92618

Project: (MCC) Daily EFF
Sampled by: Jose Avelos
Report Attention: Ric Vardel / Golan Kfir
P.O. #:
Phone #: 949-382-9067

Sample Description	Date Sampled	Time Sampled	# of bottles	Required Tests	Sample Type	Matrix	Bottle Type	Preserve	Field Data (pH / Temperature) pH: Field Lab
EFF	10/02/21	10:50	1	pH, T.Res.Chlorine	Grab	AQ	500ml Plastic	4°C	
〃	〃	〃	1	Total Coliform, Fecal Coliform	Grab	AQ	Coli Bottle	4°C, ST	

Geotracker EDD:
Logcode: IPCI
Global ID: WDR100000359

Signature	Print Name (Company)	Date	Time
Relinquished by: Jesus Avelos	Jesus Avelos (IPC)	10/02/21	10:55
Received by:	Richard Martinez FA	10/02/21	10:55
Relinquished by:			
Received by:			
Relinquished by:			
Received in lab by:	Richard Martinez SCL	10/2/21	1340

Note: Samples are discarded 30 days after results are reported, unless other arrangements are made.

Sample Received Checklist

Temperature upon receipt: 4°C
# of bottles agrees with COC? (Yes) No
Samples intact? (Yes) No
Samples properly preserved? (Yes) No
Samples in holding time? (Yes) No

Compliance Monitor

Initial Flow _____
Final Flow _____

Sample Type
Grab
Comp

Matrix
AQ - Water
SO -Soil / Sludge
OT - Other

Bottle Type
P - Plastic
G - Amber Glass
VOA - 40 ml Vial
Coli - bacteria

Preservations
HC - HCl
HS - H_2SO_4
HN - HNO_3
HP - H_3PO_4
OH - NaOH
ST - Sodium Thiosulfate
AA - Ascorbic Acid
AI - $AlCl_3$
Cu - $CuSO_4$

Pat-Chem Laboratories
1824 1st Street
San Fernando, CA 91340

CHAIN OF CUSTODY RECORD

Phone (818) 639-5300
Fax (818) 639-5306

Environmental Sample

Sample I.D.#: 21J0024

Customer: IPC - Integrated Performance Consultants, Inc.
Address: 9297 Research Drive
Irvine CA 92618

Project: (MCC) Daily EFF
Sampled by: E. MORRIS
Report Attention: Ric Vardel / Golan Kfir

P.O. #:
Phone #: 949-382-9067

Sample Description	Date Sampled	Time Sampled	# of bottles	Required Tests	Sample Type	Matrix	Bottle Type	Preserve	Field Data (pH / Temperature) pH: Field Lab
EFF	10/2/21	935	1	pH, T.Res.Chlorine	Grab	AQ	500ml Plastic	4°C	7.1 / 25.6°C
			1	Total Coliform, Fecal Coliform	Grab	AQ	Coli Bottle	4°C, ST	

Geotracker EDD:
Logcode: IPCI
Global ID: WDR100000359

Signature	Print Name (Company)	Date	Time
Relinquished by	E. MORRIS IPC	10/3/21	9:50
Received by	Juan V. (PCL)	10/3/21	9:50
Relinquished by			
Received by			
Relinquished by			
Received in lab by	Juan Vasquez (PCL)	10/3/21	10:46

Sample Received Checklist

Temperature upon receipt: 4 °C
# of bottles agrees with COC? (Yes) No
Samples intact? (Yes) No
Samples properly preserved? (Yes) No
Samples in holding time? (Yes) No

Compliance Monitor

Initial Flow _____
Final Flow _____

Sample Type	Preservations
Grab	HC - HCl
Comp	HS - H_2SO_4
Matrix	HN - HNO_3
AQ - Water	HP - H_3PO_4
SO - Soil / Sludge	OH - NaOH
OT - Other	ST - Sodium Thiosulfate
Bottle Type	AA - Ascorbic Acid
P - Plastic	Al - $AlCl_3$
G - Amber Glass	Cu - $CuSO_4$
VOA - 40 ml Vial	
Coli - bacteria	

Note: Samples are discarded 30 days after results are reported, unless other arrangements are made.

Rev 2 Effective 5/1/17

PAT-CHEM
LABORATORIES
QUALITY ANALYTICAL SERVICES SINCE 1987
1824 1st Street
San Fernando, CA 91340
(818) 639-5300 ph
(818) 639-5306 fx
pat-chem.com

Customer: **Integrated Performance Consultants, Inc.**
9297 Research Drive
Irvine CA, 92618

Attention: Ric Vardel
Report Date: 05-Oct-21 14:31
Subject: (MCC) Weekly INF

Project/P.O.#: (MCC) Weekly INF

Parameter	Method	QC Batch	RL	Prepared	Analyzed	Result	Notes
INF (Sample I.D.# : 21I0711-01) Collected: 28-Sep-21 By MA of IPC							
Physical Properties							
Total Suspended Solids	SM2540D	AI13041	1	30-Sep-21	01-Oct-21	**151 mg/l**	
Aggregate Organic Constituents							
Biochemical Oxygen Demand	SM 5210B	AI13026	2	30-Sep-21	05-Oct-21	**470 mg/l**	

Notes and Definitions

RL Reporting Limit - The lowest amount of a constituent that can be reliably quantified and reported.

Respectfully Submitted,



Steve Jefferson 10/5/2021
Laboratory Director

Pat-Chem Laboratories
1824 1st Street
San Fernando, CA 91340

CHAIN OF CUSTODY RECORD

Phone (818) 639-5300
Fax (818) 639-5306

Environmental Sample

Sample I.D.#: 21I0711

Customer: IPC - Integrated Performance Consultants, Inc.		Project: (MCC) Weekly INF	
Address: 9297 Research Drive		Sampled by: Mario Aguirre	P.O. #:
Irvine CA 92618		Report Attention: Ric Vardell Golan Kfir	Phone #: 949-382-9067

Sample Description	Date Sampled	Time Sampled	# of bottles	Required Tests	Sample Type	Matrix	Bottle Type	Preserve	Field Data (pH / Temperature) pH: Field Lab
INF	9/28/21	0:00	1	TSS	Comp	AQ	1-Liter Plastic	4°C	
"	"	"	1	BOD	Comp	AQ	1-Liter Plastic	4°C	

RECEIVED
SEP 29 2021

Geotracker EDD:
Logcode: IPCI
Global ID: WDR100000359

	Signature	Print Name (Company)	Date	Time
Relinquished by		Mario Aguirre	9/29/21	11:30
Received by		Richard Martinez BC	9-29-21	1330
Relinquished by		Richard Martinez BC	9/29/21	1530
Received by				
Relinquished by				
Received by			SEP 29 2021	1530

Sample Received Checklist

Temperature upon receipt: 4°C
# of bottles agrees with COC? Yes No
Samples intact? Yes No
Samples properly preserved? Yes No
Samples in holding time? Yes No

Compliance Monitor

Initial Flow _____
Final Flow _____

Sample Type	Matrix	Bottle Type
Grab	AQ - Water	P - Plastic
Comp	SO - Soil / Sludge	G - Amber Glass
	OT - Other	VOA - 40 ml Vial
		Coli - bacteria

Preservations
HC - HCl
HS - H_2SO_4
HN - HNO_3
HP - H_3PO_4
OH - NaOH
ST - Sodium Thiosulfate
AA - Ascorbic Acid
AI - $AlCl_3$
Cu - $CuSO_4$

Note: Samples are discarded 30 days after results are reported, unless other arrangements are made.

Rev 2 Effective 5/1/17

PAT-CHEM
LABORATORIES

QUALITY ANALYTICAL SERVICES SINCE 1987

1824 1st Street
San Fernando, CA 91340
(818) 639-5300 ph
(818) 639-5306 fx
pat-chem.com

Customer: **Integrated Performance Consultants, Inc.**
9297 Research Drive
Irvine CA, 92618

Attention: Ric Vardel
Report Date: 05-Oct-21 14:29
Subject: (MCC) Weekly EFF

Project/P.O.#: (MCC) Weekly EFF

Parameter	Method	QC Batch	RL	Prepared	Analyzed	Result	Notes
EFF (Sample I.D.# : 21I0702-01) Collected: 29-Sep-21 By MA of IPC							
Physical Properties							
Total Suspended Solids	SM2540D	AI13041	1	30-Sep-21	01-Oct-21	**1 mg/l**	
Inorganic Constituents							
Ammonia as N	EPA 350.1	AI13032	0.10	30-Sep-21	30-Sep-21	**<0.10 mg/l**	
Nitrate as N	EPA 353.2	AI13024	0.50	30-Sep-21	30-Sep-21	**1.67 mg/l**	
Nitrite as N	EPA 353.2	AI13024	0.05	30-Sep-21	30-Sep-21	**<0.05 mg/l**	
Total Kjeldahl Nitrogen	EPA 351.2	AJ10130	0.10	01-Oct-21	02-Oct-21	**1.47 mg/l**	
EFF (Sample I.D.# : 21I0702-02) Collected: 28-Sep-21 By MA of IPC							
Aggregate Organic Constituents							
Biochemical Oxygen Demand	SM 5210B	AI13026	2	30-Sep-21	05-Oct-21	**5 mg/l**	

Notes and Definitions

RL Reporting Limit - The lowest amount of a constituent that can be reliably quantified and reported.

Respectfully Submitted,



Steve Jefferson 10/5/2021
Laboratory Director

Pat-Chem Laboratories
1824 1st Street
San Fernando, CA 91340

CHAIN OF CUSTODY RECORD

Phone (818) 639-5300
Fax (818) 639-5306

Environmental Sample

Sample I.D.#: 21I0702

Customer:	IPC - Integrated Performance Consultants, Inc.	Project:	(MCC) Weekly EFF
Address:	9297 Research Drive	Sampled by:	Mario Aguirre
	Irvine CA 92618	Report Attention:	Ric Vardel / Golan Kfir
		P.O. #:	
		Phone #:	949-382-9067

Sample Description	Date Sampled	Time Sampled	# of bottles	Required Tests	Sample Type	Matrix	Bottle Type	Preserve	Field Data (pH / Temperature) pH: Field Lab
EFF	9/29/21	11:21	1	TSS	Grab	AQ	1-Liter-Plastic	4°C	
"	"	"	1	Ammonia, TKN	Grab	AQ	500ml Plastic	4°C	
"	"	"	1	Nitrate, Nitrite	Grab	AQ	250ml Plastic	4°C	
EFF	9/29/21	0:00	1	BOD	Comp	AQ	1-Liter-Plastic	4°C	

RECEIVED
SEP 29 2021

Geotracker EDD:
Logcode: IPCI
Global ID: WDR100000359

Signature	Print Name (Company)	Date	Time
Relinquished by	Mario Aguirre (IPC)	9/29/21	11:30
Received by	Richard Matthews Jr.	9-29-21	1330
Relinquished by	Richard Matthews Jr.	9/29/21	1530
Received by			
Relinquished by			
Received by		SEP 29 2021	1530

Sample Received Checklist

Temperature upon receipt: 4.0 °C

# of bottles agrees with COC?	Yes	No
Samples intact?	Yes	No
Samples properly preserved?	Yes	No
Samples in holding time?	Yes	No

Compliance Monitor

Initial Flow _____

Final Flow _____

Sample Type	Matrix	Bottle Type
(G) Grab	AQ - Water	P - Plastic
(C) Comp	SO - Soil / Sludge	G - Amber Glass
	OT - Other	VOA - 40 ml Vial
		Coli - bacteria

Preservations
HC - HCl
HS - H_2SO_4
HN - HNO_3
HP - H_3PO_4
OH - NaOH
ST - Sodium Thiosulfate
AA - Ascorbic Acid
AI - $AlCl_3$
Cu - $CuSO_4$

Note: Samples are discarded 30 days after results are reported, unless other arrangements are made.

PAT-CHEM LABORATORIES
QUALITY ANALYTICAL SERVICES SINCE 1987
1824 1st Street
San Fernando, CA 91340
(818) 639-5300 ph
(818) 639-5306 fx
pat-chem.com

Customer: **Integrated Performance Consultants, Inc.**
9297 Research Drive
Irvine CA, 92618

Attention: Ric Vardel
Report Date: 05-Oct-21 13:49
Subject: (MCC) Daily EFF

Project/P.O.#: (MCC) Daily EFF

Parameter	Method	QC Batch	RL	Prepared	Analyzed	Result	Notes
EFF (Sample I.D.# : 21I0604-01) Collected: 26-Sep-21 By JV of PCL							
Microbiological							
Fecal Coliforms	SM 9221E	AI12657	1.8	26-Sep-21	30-Sep-21	**<1.8 MPN/100 ml**	
Total Coliforms	SM 9221B	AI12657	1.8	26-Sep-21	30-Sep-21	**<1.8 MPN/100 ml**	
Inorganic Constituents							
pH	SM 4500H-B	AI12851	0.1	26-Sep-21	26-Sep-21	**7.0 pH Units**	
Residual Chlorine	SM 4500Cl-G	AI12660	0.05	26-Sep-21	26-Sep-21	**0.06 mg/l**	
EFF (Sample I.D.# : 21I0623-01) Collected: 27-Sep-21 By C.A of IPC							
Microbiological							
Fecal Coliforms	SM 9221E	AI12760	1.8	27-Sep-21	29-Sep-21	**<1.8 MPN/100 ml**	
Total Coliforms	SM 9221B	AI12760	1.8	27-Sep-21	29-Sep-21	**<1.8 MPN/100 ml**	
Inorganic Constituents							
pH	SM 4500H-B	AI12851	0.1	27-Sep-21	27-Sep-21	**7.9 pH Units**	
Residual Chlorine	SM 4500Cl-G	AI12850	0.05	28-Sep-21	28-Sep-21	**0.06 mg/l**	
EFF (Sample I.D.# : 21I0659-01) Collected: 28-Sep-21 By EM of IPC							
Microbiological							
Fecal Coliforms	SM 9221E	AI12849	1.8	28-Sep-21	01-Oct-21	**<1.8 MPN/100 ml**	
Total Coliforms	SM 9221B	AI12849	1.8	28-Sep-21	01-Oct-21	**<1.8 MPN/100 ml**	
Inorganic Constituents							
pH	SM 4500H-B	AI12851	0.1	28-Sep-21	28-Sep-21	**7.0 pH Units**	
Residual Chlorine	SM 4500Cl-G	AI12850	0.05	28-Sep-21	28-Sep-21	**0.14 mg/l**	
EFF (Sample I.D.# : 21I0714-01) Collected: 29-Sep-21 By MA of IPC							
Microbiological							
Fecal Coliforms	SM 9221E	AI12941	1.8	29-Sep-21	01-Oct-21	**<1.8 MPN/100 ml**	
Total Coliforms	SM 9221B	AI12941	1.8	29-Sep-21	01-Oct-21	**<1.8 MPN/100 ml**	
Inorganic Constituents							
pH	SM 4500H-B	AJ10446	0.1	29-Sep-21	29-Sep-21	**7.8 pH Units**	
Residual Chlorine	SM 4500Cl-G	AI13043	0.05	30-Sep-21	30-Sep-21	**0.10 mg/l**	

Respectfully Submitted,



Steve Jefferson 10/5/2021
Laboratory Director

PAT-CHEM LABORATORIES
QUALITY ANALYTICAL SERVICES SINCE 1987
1824 1st Street
San Fernando, CA 91340
(818) 639-5300 ph
(818) 639-5306 fx
pat-chem.com

Customer: **Integrated Performance Consultants, Inc.**
9297 Research Drive
Irvine CA, 92618

Attention: Ric Vardel
Report Date: 05-Oct-21 13:49
Subject: (MCC) Daily EFF

Project/P.O.#: (MCC) Daily EFF

Parameter	Method	QC Batch	RL	Prepared	Analyzed	Result	Notes
EFF (Sample I.D.# : 21I0724-01) Collected: 30-Sep-21 By GK of IPC							
Microbiological							
Fecal Coliforms	SM 9221E	AI13036	1.8	30-Sep-21	02-Oct-21	**<1.8 MPN/100 ml**	
Total Coliforms	SM 9221B	AI13036	1.8	30-Sep-21	02-Oct-21	**<1.8 MPN/100 ml**	
Inorganic Constituents							
pH	SM 4500H-B	AJ10446	0.1	30-Sep-21	30-Sep-21	**7.5 pH Units**	
Residual Chlorine	SM 4500Cl-G	AI13043	0.05	30-Sep-21	30-Sep-21	**0.13 mg/l**	
EFF (Sample I.D.# : 21J0010-01) Collected: 01-Oct-21 By KV of IPC							
Microbiological							
Fecal Coliforms	SM 9221E	AJ10135	1.8	01-Oct-21	03-Oct-21	**<1.8 MPN/100 ml**	
Total Coliforms	SM 9221B	AJ10135	1.8	01-Oct-21	03-Oct-21	**<1.8 MPN/100 ml**	
Inorganic Constituents							
pH	SM 4500H-B	AJ10446	0.1	01-Oct-21	01-Oct-21	**7.5 pH Units**	
Residual Chlorine	SM 4500Cl-G	AJ10448	0.05	04-Oct-21	04-Oct-21	**<0.05 mg/l**	
EFF (Sample I.D.# : 21J0019-01) Collected: 02-Oct-21 By KV of IPC							
Microbiological							
Fecal Coliforms	SM 9221E	AJ10234	1.8	02-Oct-21	04-Oct-21	**<1.8 MPN/100 ml**	
Total Coliforms	SM 9221B	AJ10234	1.8	02-Oct-21	04-Oct-21	**<1.8 MPN/100 ml**	
Inorganic Constituents							
pH	SM 4500H-B	AJ10446	0.1	02-Oct-21	02-Oct-21	**7.5 pH Units**	
Residual Chlorine	SM 4500Cl-G	AJ10448	0.05	04-Oct-21	04-Oct-21	**0.05 mg/l**	
EFF (Sample I.D.# : 21J0024-01) Collected: 03-Oct-21 By em of IPC							
Microbiological							
Fecal Coliforms	SM 9221E	AJ10337	1.8	03-Oct-21	05-Oct-21	**<1.8 MPN/100 ml**	
Total Coliforms	SM 9221B	AJ10337	1.8	03-Oct-21	05-Oct-21	**<1.8 MPN/100 ml**	
Inorganic Constituents							
pH	SM 4500H-B	AJ10446	0.1	04-Oct-21	04-Oct-21	**7.1 pH Units**	
Residual Chlorine	SM 4500Cl-G	AJ10448	0.05	04-Oct-21	04-Oct-21	**0.12 mg/l**	

Respectfully Submitted,

Steve Jefferson 10/5/2021
Laboratory Director

PAT-CHEM
LABORATORIES

QUALITY ANALYTICAL SERVICES SINCE 1987

1824 1st Street
San Fernando, CA 91340
(818) 639-5300 ph
(818) 639-5306 fx
pat-chem.com

Customer: **Integrated Performance Consultants, Inc.**
9297 Research Drive
Irvine CA, 92618

Attention: Ric Vardel
Report Date: 05-Oct-21 13:49
Subject: (MCC) Daily EFF

Project/P.O.#: (MCC) Daily EFF

Notes and Definitions

RL Reporting Limit - The lowest amount of a constituent that can be reliably quantified and reported.

Respectfully Submitted,

Steve Jefferson 10/5/2021
Laboratory Director

Pat-Chem Laboratories
1824 1st Street
San Fernando, CA 91340

CHAIN OF CUSTODY RECORD

Phone (818) 639-5300
Fax (818) 639-5306

Environmental Sample

Sample I.D.#: 21I0604

Customer: IPC - Integrated Performance Consultants, Inc.
Address: 9297 Research Drive
Irvine CA 92618

Project: (MCC) Daily EFF
Sampled by: ERIC MORRIS
Report Attention: Ric Vardel / Golan Kfir

P.O. #:
Phone #: 949-382-9067

Sample Description	Date Sampled	Time Sampled	# of bottles	Required Tests	Sample Type	Matrix	Bottle Type	Preserv.	Field Data (pH / Temperature) pH: Field Lab
EFF	9-26-21	950	1	pH, T.Res.Chlorine	Grab	AQ	500ml Plastic	4°C	T.O / 22.3°C
	9-26-21	945	1	Total Coliform, Fecal Coliform	Grab	AQ	Coli Bottle	4°C, ST	

Geotracker EDD:
Logcode: IPCI
Global ID: WDR100000359

	Signature	Print Name (Company)	Date	Time
Relinquished by		E. MORRIS IPC	9-26-21	10:00
Received by		Juan V. (PCL)	9/26/21	10:00
Relinquished by				
Received by				
Relinquished by				
Received in lab by		Juan Vasquez (PCL)	9/26/21	11:04

Sample Received Checklist

Temperature upon receipt: 4°C
# of bottles agrees with COC? Yes No
Samples intact? Yes No
Samples properly preserved? Yes No
Samples in holding time? Yes No

Compliance Monitor

Initial Flow _____
Final Flow _____

Sample Type	Preservations
Grab Comp	HC - HCl HS - H_2SO_4 HN - HNO_3 HP - H_3PO_4 OH - NaOH ST - Sodium Thiosulfate AA - Ascorbic Acid AI - $AlCl_3$ Cu - $CuSO_4$
Matrix AQ - Water SO - Soil / Sludge OT - Other	
Bottle Type P - Plastic G - Amber Glass VOA - 40 ml Vial Coli - bacteria	

Note: Samples are discarded 30 days after results are reported, unless other arrangements are made.

Rev 2 Effective 5/1/17

Pat-Chem Laboratories
1824 1st Street
San Fernando, CA 91340

CHAIN OF CUSTODY RECORD

Phone (818) 639-5300
Fax (818) 639-5306

Environmental Sample

Sample I.D.#: 21I0623

Customer: IPC - Integrated Performance Consultants, Inc.
Address: 9297 Research Drive
Irvine CA 92618

Project: (MCC) Daily EFF
Sampled by: Carlos Alvarez
Report Attention: Ric Vardel / Golan Kfir

P.O. #:
Phone #: 949-382-9067

Sample Description	Date Sampled	Time Sampled	# of bottles	Required Tests	Sample Type	Matrix	Bottle Type	Preserve	Field Data (pH / Temperature) pH: Field Lab
EFF	09/27/21	1130	1	pH, T.Res.Chlorine	Grab	AQ	500ml Plastic	4°C	7.89/19.2
			1	Total Coliform, Fecal Coliform	Grab	AQ	Coli Bottle	4°C, ST	

RECEIVED
SEP 27 2021
By

Geotracker EDD:
Logcode: IPCI
GlobalID: WDR100000359

	Signature	Print Name (Company)	Date	Time
Relinquished by		Carlos Alvarez (IPC)	09/27/21	1140
Received by		MARIO SANTIESTEBAN (PCL)	9/27/21	1422
Relinquished by		MARIO SANTIESTEBAN (PCL)	9/27/21	1530
Received by				
Relinquished by				
Received in lab by		SEP 27 2021		1530

Sample Received Checklist

Temperature upon receipt: 4°C
# of bottles agrees with COC? (Yes) No
Samples intact? (Yes) No
Samples properly preserved? (Yes) No
Samples in holding time? (Yes) No

Compliance Monitor

Initial Flow _____
Final Flow _____

Sample Type
Grab
Comp

Matrix
AQ - Water
SO - Soil / Sludge
OT - Other

Bottle Type
P - Plastic
G - Amber Glass
VOA - 40 ml Vial
Coli - bacteria

Preservations
HC - HCl
HS - H_2SO_4
HN - HNO_3
HP - H_3PO_4
OH - NaOH
ST - Sodium Thiosulfate
AA - Ascorbic Acid
AI - $AlCl_3$
Cu - $CuSO_4$

Note: Samples are discarded 30 days after results are reported, unless other arrangements are made.

Rev 2 Effective 5/1/17

Pat-Chem Laboratories
1824 1st Street
San Fernando, CA 91340

CHAIN OF CUSTODY RECORD

Phone (818) 639-5300
Fax (818) 639-5306

Environmental Sample R-M 21I0659
Sample I.D.#: ~~21I0644~~

Customer:	IPC - Integrated Performance Consultants, Inc.	Project :	(MCC) Daily EFF
Address:	9297 Research Drive	Sampled by:	ERIC MORRIS
	Irvine CA 92618	Report Attention:	Ric Vardel / Golan Kfir
		P.O. #:	
		Phone #:	949-382-9067

Sample Description	Date Sampled	Time Sampled	# of bottles	Required Tests	Sample Type	Matrix	Bottle Type	Preserve	Field Data (pH / Temperature) pH: Field Lab
EFF	9-28-21	11:05	1	pH, T.Res.Chlorine	Grab	AQ	500ml Plastic	4°C	
			1	Total Coliform, Fecal Coliform	Grab	AQ	Coli Bottle	4°C, ST	

RECEIVED
SEP 28 2021
By

Geotracker EDD:
Logcode: IPCI
Global ID: WDR100000359

	Signature	Print Name (Company)	Date	Time
Relinquished by		E. MORRIS IPC	9-28-21	1115
Received by		Richard Vardel IPC	9/28/21	1120
Relinquished by		Richard Martinez IPC	9/28/21	1210
Received by				
Relinquished by				
Received in lab by		SEP 28 2021		1210

Sample Received Checklist

Temperature upon receipt: 4°C

# of bottles agrees with COC?	Yes	No
Samples intact?	Yes	No
Samples properly preserved?	Yes	No
Samples in holding time?	Yes	No

Compliance Monitor
Initial Flow _____
Final Flow _____

Sample Type
Grab
Comp

Matrix
AQ - Water
SO -Soil / Sludge
OT - Other

Bottle Type
P - Plastic
G - Amber Glass
VOA - 40 ml Vial
Coli - bacteria

Preservations
HC - HCl
HS - H_2SO_4
HN - HNO_3
HP - H_3PO_4
OH - NaOH
ST - Sodium Thiosulfate
AA - Ascorbic Acid
AI - $AlCl_3$
Cu -$CuSO_4$

Note: Samples are discarded 30 days after results are reported, unless other arrangements are made.

Rev 2 Effective 5/1/17

Pat-Chem Laboratories
1824 1st Street
San Fernando, CA 91340

CHAIN OF CUSTODY RECORD

Phone (818) 639-5300
Fax (818) 639-5306

Environmental Sample

Sample I.D.#: 21I0714

Customer: IPC - Integrated Performance Consultants, Inc.
Address: 9297 Research Drive, Irvine CA 92618
Project: (MCC) Daily EFF
Sampled by: Mario Aguirre
P.O. #:
Report Attention: Ric Vardel / Golan Kfir
Phone #: 949-382-9067

Sample Description	Date Sampled	Time Sampled	# of bottles	Required Tests	Sample Type	Matrix	Bottle Type	Preserve	Field Data (pH / Temperature) pH: Field Lab
EFF	9/29/21	11:25	1	pH, T.Res.Chlorine	Grab	AQ	500ml Plastic	4°C	
"	"	"	1	Total Coliform, Fecal Coliform	Grab	AQ	Coli Bottle	4°C, ST	

SEP 29 2021

Geotracker EDD:
Logcode: IPCI
Global ID: WDR100000359

	Signature	Print Name (Company)	Date	Time
Relinquished by		Mario Aguirre (IPC)	9/29/21	11:30
Received by		Richard Martinez 2d	9/29/21	1330
Relinquished by		Richard Martinez 2d	9/29/21	1530
Received by				
Relinquished by				
Received in lab by		SEP 29 2021		1530

Sample Received Checklist

Temperature upon receipt: 4 °C
# of bottles agrees with COC? Yes No
Samples intact? Yes No
Samples properly preserved? Yes No
Samples in holding time? Yes No

Compliance Monitor

Initial Flow _____
Final Flow _____

Sample Type
Grab
Comp

Matrix
AQ - Water
SO -Soil / Sludge
OT - Other

Bottle Type
P - Plastic
G - Amber Glass
VOA - 40 ml Vial
Coli - bacteria

Preservations
HC - HCl
HS - H_2SO_4
HN - HNO_3
HP - H_3PO_4
OH - NaOH
ST - Sodium Thiosulfate
AA - Ascorbic Acid
AI - $AlCl_3$
Cu -$CuSO_4$

Note: Samples are discarded 30 days after results are reported, unless other arrangements are made.

Rev 2 Effective 5/1/17

Pat-Chem Laboratories
1824 1st Street
San Fernando, CA 91340

CHAIN OF CUSTODY RECORD

Phone (818) 639-5300
Fax (818) 639-5306

Environmental Sample

Sample I.D.#: 21I0724

Customer:	IPC - Integrated Performance Consultants, Inc.	Project :	(MCC) Daily EFF
Address:	9297 Research Drive	Sampled by:	Golan Kfir
	Irvine CA 92618	Report Attention:	Ric Vardel / Golan Kfir
		P.O. #:	
		Phone #:	949-382-9067

Sample Description	Date Sampled	Time Sampled	# of bottles	Required Tests	Sample Type	Matrix	Bottle Type	Preserve	Field Data (pH / Temperature) pH: Field / Lab
EFF	9/30/21	12:05	1	pH, T.Res.Chlorine	Grab	AQ	500ml Plastic	4°C	8/10.0/26.4°C
	"	"	1	Total Coliform, Fecal Coliform	Grab	AQ	Coli Bottle	4°C, ST	7.40/26.4°C

SEP 30 2021

Geotracker EDD:
Logcode: IPCI
Global ID: WDR100000359

Signature	Print Name (Company)	Date	Time
Relinquished by: GK	Golan IPC	9/30/21	17:00
Received by:	Armando Olmos IPC	9/30/21	12:00
Relinquished by:	Armando Olmos IPC	9/30/21	13:10
Received by:			
Relinquished by:			
Received in lab by:	SEP 30 2021		1310

Sample Received Checklist 4°C

Temperature upon receipt:		
# of bottles agrees with COC?	Yes	No
Samples intact?	Yes	No
Samples properly preserved?	Yes	No
Samples in holding time?	Yes	No

Compliance Monitor

Initial Flow _____

Final Flow _____

Sample Type
(G) Grab
Comp

Matrix
(AQ) - Water
SO -Soil / Sludge
OT - Other

Bottle Type
(P) - Plastic
G - Amber Glass
VOA - 40 ml Vial
Coli - bacteria

Preservations
HC - HCl
HS - H_2SO_4
HN - HNO_3
HP - H_3PO_4
OH - NaOH
(ST) - Sodium Thiosulfate
AA - Ascorbic Acid
AI - $AlCl_3$
Cu -$CuSO_4$

Note: Samples are discarded 30 days after results are reported, unless other arrangements are made.

Pat-Chem Laboratories
1824 1st Street
San Fernando, CA 91340

CHAIN OF CUSTODY RECORD

Phone (818) 639-5300
Fax (818) 639-5306

Environmental Sample

Sample I.D.#: 21J0010

Customer:	IPC - Integrated Performance Consultants, Inc.	Project :	(MCC) Daily EFF
Address:	9297 Research Drive	Sampled by:	Kyle Vardel
	Irvine CA 92618	Report Attention:	Ric Vardel / Golan Kfir
		P.O. #:	
		Phone #:	949-382-9067

Sample Description	Date Sampled	Time Sampled	# of bottles	Required Tests	Sample Type	Matrix	Bottle Type	Preserve	Field Data (pH / Temperature) pH: Field Lab
EFF	10/1/21	1130	1	pH, T.Res.Chlorine	Grab	AQ	500ml Plastic	4°C	
			1	Total Coliform, Fecal Coliform	Grab	AQ	Coli Bottle	4°C, ST	
Geotracker EDD:									
Logcode: IPCI									
Global ID: WDR100000359									

RECEIVED
OCT 01 2021
By

Signature	Print Name (Company)	Date	Time
Relinquished by	Kyle Vardel (IPC)	10/1/21	1140
Received by	Jonathan V. (PCL)	10/1/21	1201
Relinquished by	Jonathan V. (PCL)	10/1	16:07
Received by			
Relinquished by			
Received in lab by		OCT 01 2021	1607

Sample Received Checklist

Temperature upon receipt: ypc

# of bottles agrees with COC? Yes No

Samples intact? Yes No

Samples properly preserved? Yes No

Samples in holding time? Yes No

Compliance Monitor

Initial Flow _____

Final Flow _____

Sample Type
Grab
Comp

Matrix
AQ - Water
SO -Soil / Sludge
OT - Other

Bottle Type
P - Plastic
G - Amber Glass
VOA - 40 ml Vial
Coli - bacteria

Preservations
HC - HCl
HS - H_2SO_4
HN - HNO_3
HP - H_3PO_4
OH - NaOH
ST - Sodium Thiosulfate
AA - Ascorbic Acid
AI - $AlCl_3$
Cu -$CuSO_4$

Note: Samples are discarded 30 days after results are reported, unless other arrangements are made.

Rev 2 Effective 5/1/17

Pat-Chem Laboratories
1824 1st Street
San Fernando, CA 91340

CHAIN OF CUSTODY RECORD

Phone (818) 639-5300
Fax (818) 639-5306

Environmental Sample

Sample I.D.#: 21J0019

Customer: IPC - Integrated Performance Consultants, Inc.
Address: 9297 Research Drive
Irvine CA 92618

Project: (MCC) Daily EFF
Sampled by: Jose Avelos
Report Attention: Ric Vardel / Golan Kfir
P.O. #:
Phone #: 949-382-9067

Sample Description	Date Sampled	Time Sampled	# of bottles	Required Tests	Sample Type	Matrix	Bottle Type	Preserve	Field Data (pH / Temperature) pH: Field Lab
EFF	10/02/21	10:50	1	pH, T.Res.Chlorine	Grab	AQ	500ml Plastic	4°C	
〃	〃	〃	1	Total Coliform, Fecal Coliform	Grab	AQ	Coli Bottle	4°C, ST	

Geotracker EDD:
Logcode: IPCI
Global ID: WDR100000359

Signature	Print Name (Company)	Date	Time
Relinquished by: Jesus Avelos	Jesus Avelos (IPC)	10/02/21	10:55
Received by:	Richard Martinez FA	10/02/21	10:55
Relinquished by:			
Received by:			
Relinquished by:			
Received in lab by:	Richard Martinez SCL	10/2/21	1340

Note: Samples are discarded 30 days after results are reported, unless other arrangements are made.

Sample Received Checklist

Temperature upon receipt: 4°C
# of bottles agrees with COC? (Yes) No
Samples intact? (Yes) No
Samples properly preserved? (Yes) No
Samples in holding time? (Yes) No

Compliance Monitor

Initial Flow _____
Final Flow _____

Sample Type
Grab
Comp

Matrix
AQ - Water
SO -Soil / Sludge
OT - Other

Bottle Type
P - Plastic
G - Amber Glass
VOA - 40 ml Vial
Coli - bacteria

Preservations
HC - HCl
HS - H_2SO_4
HN - HNO_3
HP - H_3PO_4
OH - NaOH
ST - Sodium Thiosulfate
AA - Ascorbic Acid
AI - $AlCl_3$
Cu - $CuSO_4$

Pat-Chem Laboratories
1824 1st Street
San Fernando, CA 91340

CHAIN OF CUSTODY RECORD

Phone (818) 639-5300
Fax (818) 639-5306

Environmental Sample

Sample I.D.#: 21J0024

Customer: IPC - Integrated Performance Consultants, Inc.
Address: 9297 Research Drive
Irvine CA 92618

Project: (MCC) Daily EFF
Sampled by: E. MORRIS
Report Attention: Ric Vardel / Golan Kfir

P.O. #:
Phone #: 949-382-9067

Sample Description	Date Sampled	Time Sampled	# of bottles	Required Tests	Sample Type	Matrix	Bottle Type	Preserve	Field Data (pH / Temperature) pH: Field Lab
EFF	10/2/21	935	1	pH, T.Res.Chlorine	Grab	AQ	500ml Plastic	4°C	7.1 / 25.6°C
			1	Total Coliform, Fecal Coliform	Grab	AQ	Coli Bottle	4°C, ST	

Geotracker EDD:
Logcode: IPCI
Global ID: WDR100000359

Signature	Print Name (Company)	Date	Time
Relinquished by	E. MORRIS IPC	10/3/21	9:50
Received by	Juan V. (PCL)	10/3/21	9:50
Relinquished by			
Received by			
Relinquished by			
Received in lab by	Juan Vasquez (PCL)	10/3/21	10:46

Sample Received Checklist

Temperature upon receipt: 4 °C
# of bottles agrees with COC? (Yes) No
Samples intact? (Yes) No
Samples properly preserved? (Yes) No
Samples in holding time? (Yes) No

Compliance Monitor

Initial Flow _____
Final Flow _____

Sample Type	Preservations
Grab	HC - HCl
Comp	HS - H_2SO_4
Matrix	HN - HNO_3
AQ - Water	HP - H_3PO_4
SO - Soil / Sludge	OH - NaOH
OT - Other	ST - Sodium Thiosulfate
Bottle Type	AA - Ascorbic Acid
P - Plastic	Al - $AlCl_3$
G - Amber Glass	Cu - $CuSO_4$
VOA - 40 ml Vial	
Coli - bacteria	

Note: Samples are discarded 30 days after results are reported, unless other arrangements are made.

Rev 2 Effective 5/1/17

PAT-CHEM LABORATORIES
QUALITY ANALYTICAL SERVICES SINCE 1987
1824 1st Street
San Fernando, CA 91340
(818) 639-5300 ph
(818) 639-5306 fx
pat-chem.com

Customer: **Integrated Performance Consultants, Inc.**
9297 Research Drive
Irvine CA, 92618

Attention: Ric Vardel
Report Date: 11-Oct-21 17:09
Subject: (MCC) Daily EFF

Project/P.O.#: (MCC) Daily EFF

Parameter	Method	QC Batch	RL	Prepared	Analyzed	Result	Notes
EFF (Sample I.D.# : 21J0039-01) Collected: 04-Oct-21 By C.A of IPC							
Microbiological							
Fecal Coliforms	SM 9221E	AJ10450	1.8	04-Oct-21	06-Oct-21	**<1.8 MPN/100 ml**	
Total Coliforms	SM 9221B	AJ10450	1.8	04-Oct-21	06-Oct-21	**<1.8 MPN/100 ml**	
Inorganic Constituents							
pH	SM 4500H-B	AJ11146	0.1	04-Oct-21	04-Oct-21	**7.9 pH Units**	
Residual Chlorine	SM 4500Cl-G	AJ10448	0.05	04-Oct-21	04-Oct-21	**0.13 mg/l**	
EFF (Sample I.D.# : 21J0057-01) Collected: 05-Oct-21 By EM of IPC							
Microbiological							
Fecal Coliforms	SM 9221E	AJ10549	1.8	05-Oct-21	08-Oct-21	**<1.8 MPN/100 ml**	
Total Coliforms	SM 9221B	AJ10549	1.8	05-Oct-21	08-Oct-21	**<1.8 MPN/100 ml**	
Inorganic Constituents							
pH	SM 4500H-B	AJ11146	0.1	05-Oct-21	05-Oct-21	**7.8 pH Units**	
Residual Chlorine	SM 4500Cl-G	AJ10638	0.05	06-Oct-21	06-Oct-21	**0.06 mg/l**	
EFF (Sample I.D.# : 21J0107-01) Collected: 06-Oct-21 By C.A of IPC							
Microbiological							
Fecal Coliforms	SM 9221E	AJ10643	1.8	06-Oct-21	08-Oct-21	**<1.8 MPN/100 ml**	
Total Coliforms	SM 9221B	AJ10643	1.8	06-Oct-21	08-Oct-21	**<1.8 MPN/100 ml**	
Inorganic Constituents							
pH	SM 4500H-B	AJ11146	0.1	06-Oct-21	06-Oct-21	**7.7 pH Units**	
Residual Chlorine	SM 4500Cl-G	AJ10638	0.05	06-Oct-21	06-Oct-21	**0.06 mg/l**	
EFF (Sample I.D.# : 21J0155-01) Collected: 07-Oct-21 By GK of IPC							
Microbiological							
Fecal Coliforms	SM 9221E	AJ10739	1.8	07-Oct-21	09-Oct-21	**<1.8 MPN/100 ml**	
Total Coliforms	SM 9221B	AJ10739	1.8	07-Oct-21	09-Oct-21	**<1.8 MPN/100 ml**	
Inorganic Constituents							
pH	SM 4500H-B	AJ11146	0.1	07-Oct-21	07-Oct-21	**7.6 pH Units**	
Residual Chlorine	SM 4500Cl-G	AJ10829	0.05	08-Oct-21	08-Oct-21	**0.09 mg/l**	

Respectfully Submitted,

Steve Jefferson 10/11/2021
Laboratory Director

PAT-CHEM LABORATORIES
QUALITY ANALYTICAL SERVICES SINCE 1987
1824 1st Street
San Fernando, CA 91340
(818) 639-5300 ph
(818) 639-5306 fx
pat-chem.com

Customer: **Integrated Performance Consultants, Inc.**
9297 Research Drive
Irvine CA, 92618

Attention: Ric Vardel
Report Date: 11-Oct-21 17:09
Subject: (MCC) Daily EFF

Project/P.O.#: (MCC) Daily EFF

Parameter	Method	QC Batch	RL	Prepared	Analyzed	Result	Notes
EFF (Sample I.D.# : 21J0176-01) Collected: 08-Oct-21 By LW of IPC							
Microbiological							
Fecal Coliforms	SM 9221E	AJ10834	1.8	08-Oct-21	10-Oct-21	**<1.8 MPN/100 ml**	
Total Coliforms	SM 9221B	AJ10834	1.8	08-Oct-21	10-Oct-21	**<1.8 MPN/100 ml**	
Inorganic Constituents							
pH	SM 4500H-B	AJ11146	0.1	08-Oct-21	08-Oct-21	**7.6 pH Units**	
Residual Chlorine	SM 4500Cl-G	AJ10829	0.05	08-Oct-21	08-Oct-21	**0.14 mg/l**	
EFF (Sample I.D.# : 21J0184-01) Collected: 09-Oct-21 By EM of IPC							
Microbiological							
Fecal Coliforms	SM 9221E	AJ10925	1.8	09-Oct-21	11-Oct-21	**<1.8 MPN/100 ml**	
Total Coliforms	SM 9221B	AJ10925	1.8	09-Oct-21	11-Oct-21	**<1.8 MPN/100 ml**	
Inorganic Constituents							
pH	SM 4500H-B	AJ11146	0.1	09-Oct-21	09-Oct-21	**7.4 pH Units**	
Residual Chlorine	SM 4500Cl-G	AJ11050	0.05	10-Oct-21	10-Oct-21	**0.08 mg/l**	

Notes and Definitions

RL Reporting Limit - The lowest amount of a constituent that can be reliably quantified and reported.

Respectfully Submitted,



Steve Jefferson 10/11/2021
Laboratory Director

Pat-Chem Laboratories
1824 1st Street
San Fernando, CA 91340

CHAIN OF CUSTODY RECORD

Phone (818) 639-5300
Fax (818) 639-5306

Environmental Sample

Sample I.D.#: 21J0039

Customer:	IPC - Integrated Performance Consultants, Inc.	**Project:**	(MCC) Daily EFF
Address:	9297 Research Drive	**Sampled by:**	C
	Irvine CA 92618	**Report Attention:**	Ric Vardel / Golan Kfir
		P.O. #:	
		Phone #:	949-382-9067

Sample Description	Date Sampled	Time Sampled	# of bottles	Required Tests	Sample Type	Matrix	Bottle Type	Preserve	Field Data (pH / Temperature) pH: Field Lab
EFF	10/04/21	1100	1	pH, T.Res.Chlorine	Grab	AQ	500ml Plastic	4°C	
			1	Total Coliform, Fecal Coliform	Grab	AQ	Coli Bottle	4°C, ST	

RECEIVED
OCT 04 2021
By

Geotracker EDD:
Logcode: IPCI
Global ID: WDR100000359

	Signature	Print Name (Company)	Date	Time
Relinquished by	C	Carlos Alvarez (IPC)	10/04/21	1110
Received by		Jonathan V. (PCL)	10/4	12:10
Relinquished by		Jonathan V. (PCL)	10/4	14:30
Received by				
Relinquished by				
Received in Lab by			OCT 04 2021	1430

Sample Received Checklist

Temperature upon receipt: 4°C

# of bottles agrees with COC?	Yes	No
Samples intact?	Yes	No
Samples properly preserved?	Yes	No
Samples in holding time?	Yes	No

Compliance Monitor

Initial Flow _____

Final Flow _____

Sample Type
(Grab)
Comp

Matrix
(AQ) - Water
SO -Soil / Sludge
OT - Other

Bottle Type
(P) Plastic
G - Amber Glass
VOA - 40 ml Vial
(Coli) - bacteria

Preservations
HC - HCl
HS - H_2SO_4
HN - HNO_3
HP - H_3PO_4
OH - NaOH
(ST) - Sodium Thiosulfate
AA - Ascorbic Acid
AI - $AlCl_3$
Cu -$CuSO_4$

Note: Samples are discarded 30 days after results are reported, unless other arrangements are made.

Pat-Chem Laboratories
1824 1st Street
San Fernando, CA 91340

CHAIN OF CUSTODY RECORD

Phone (818) 639-5300
Fax (818) 639-5306

Environmental Sample

Sample I.D.#: 21J0057

Customer: IPC - Integrated Performance Consultants, Inc.		Project: **(MCC) Daily EFF**	
Address: 9297 Research Drive		Sampled by:	P.O. #:
Irvine CA 92618		Report Attention: Ric Vardel / Golan Kfir	Phone #: 949-382-9067

Sample Description	Date Sampled	Time Sampled	# of bottles	Required Tests	Sample Type	Matrix	Bottle Type	Preserve	Field Data (pH / Temperature) pH: Field Lab
EFF	10/5/21	1106	1	pH, T.Res.Chlorine	Grab	AQ	500ml Plastic	4°C	
			1	Total Coliform, Fecal Coliform	Grab	AQ	Coli Bottle	4°C, ST	
Geotracker EDD:									
Logcode: IPCI									
Global ID: WDR100000359									

RECEIVED
OCT 05 2021
By

	Signature	Print Name (Company)	Date	Time
Relinquished by		E. MORRIS IPC	10/5/21	1110
Received by		Richard Martinez PCL	10/5/21	1150
Relinquished by		Richard Martinez PCL	10/5/21	1410
Received by				
Relinquished by				
Received in lab by		OCT 05 2021		1410

Sample Received Checklist 4°C

Temperature upon receipt: _____

# of bottles agrees with COC? Yes No

Samples intact? Yes No

Samples properly preserved? Yes No

Samples in holding time? Yes No

Compliance Monitor

Initial Flow _____

Final Flow _____

Sample Type: (Grab) Comp

Matrix: (AQ) - Water; SO - Soil / Sludge; OT - Other

Bottle Type: (P) - Plastic; G - Amber Glass; VOA - 40 ml Vial; (Coli) - bacteria

Preservations: HC - HCl; HS - H_2SO_4; HN - HNO_3; HP - H_3PO_4; OH - NaOH; (ST) - Sodium Thiosulfate; AA - Ascorbic Acid; Al - $AlCl_3$; Cu - $CuSO_4$

Note: Samples are discarded 30 days after results are reported, unless other arrangements are made.

Rev 2 Effective 5/1/17

Pat-Chem Laboratories
1824 1st Street
San Fernando, CA 91340

CHAIN OF CUSTODY RECORD

Phone (818) 639-5300
Fax (818) 639-5306

Environmental Sample

Sample I.D.#: 2130107

Customer:	IPC - Integrated Performance Consultants, Inc.	Project :	(MCC) Daily EFF
Address:	9297 Research Drive	Sampled by:	Carlos Alvarez
	Irvine CA 92618	Report Attention:	Ric Vardel / Golan Kfir
		P.O. #:	
		Phone #:	949-382-9067

Sample Description	Date Sampled	Time Sampled	# of bottles	Required Tests	Sample Type	Matrix	Bottle Type	Preserve	Field Data (pH / Temperature) pH: Field Lab
EFF	10/06/21	1150	1	pH, T.Res.Chlorine	Grab	AQ	500ml Plastic	4°C	
			1	Total Coliform, Fecal Coliform	Grab	AQ	Coli Bottle	4°C, ST	

RECEIVED
OCT 06 2021
By

Geotracker EDD:
Logcode: IPCI
Global ID: WDR100000359

	Signature	Print Name (Company)	Date	Time
Relinquished by		Carlos Alvarez (IPC)	10/06/21	1200
Received by		Jonathan V. (PCL)	10/06	12:20
Relinquished by		Jonathan V. (PCL)	10/06	14:00
Received by				
Relinquished by				
Received in lab by			OCT 06 2021	1442

Sample Received Checklist

Temperature upon receipt: 4°C

# of bottles agrees with COC?	Yes	No
Samples intact?	Yes	No
Samples properly preserved?	Yes	No
Samples in holding time?	Yes	No

Compliance Monitor

Initial Flow _____

Final Flow _____

Sample Type	Matrix	Bottle Type
(Grab)	(AQ) - Water	(P) - Plastic
Comp	SO -Soil / Sludge	G - Amber Glass
	OT - Other	VOA - 40 ml Vial
		Coli - bacteria

Preservations

HC - HCl
HS - H_2SO_4
HN - HNO_3
HP - H_3PO_4
OH - NaOH
(ST) - Sodium Thiosulfate
AA - Ascorbic Acid
Al - $AlCl_3$
Cu - $CuSO_4$

Note: Samples are discarded 30 days after results are reported, unless other arrangements are made.

Rev 2 Effective 5/1/17

Pat-Chem Laboratories
1824 1st Street
San Fernando, CA 91340

CHAIN OF CUSTODY RECORD

Phone (818) 639-5300
Fax (818) 639-5306

Environmental Sample

Sample I.D.#: 21J0155

Customer: IPC - Integrated Performance Consultants, Inc.		Project: (MCC) Daily EFF	
Address: 9297 Research Drive		Sampled by: Golan Kfir	P.O. #:
Irvine CA 92618		Report Attention: Ric Vardel / Golan Kfir	Phone #: 949-382-9067

Sample Description	Date Sampled	Time Sampled	# of bottles	Required Tests	Sample Type	Matrix	Bottle Type	Preserve	Field Data (pH / Temperature) pH: Field Lab
EFF	10/7/21	12:10	1	pH, T.Res.Chlorine	Grab	AQ	500ml Plastic	4°C	
	"	"	1	Total Coliform, Fecal Coliform	Grab	AQ	Coli Bottle	4°C, ST	
Geotracker EDD: Logcode: IPCI Global ID: WDR100000359									

RECEIVED
OCT 07 2021
By

Signature	Print Name (Company)	Date	Time
Relinquished by	Golan IPC	10/7/21	12:30
Received by	(PCL)	10/7/21	12:30
Relinquished by	Jonathan V. (PCL)	10/7	14:30
Received by			
Relinquished by			
Received for lab by		OCT 07 2021	1430

Sample Received Checklist

Temperature upon receipt: 40c

# of bottles agrees with COC?	Yes No
Samples intact?	Yes No
Samples properly preserved?	Yes No
Samples in holding time?	Yes No

Compliance Monitor

Initial Flow _____

Final Flow _____

Sample Type	Preservations
Grab	HC - HCl
Comp	HS - H_2SO_4
Matrix	HN - HNO_3
AQ - Water	HP - H_3PO_4
SO - Soil / Sludge	OH - NaOH
OT - Other	ST - Sodium Thiosulfate
Bottle Type	AA - Ascorbic Acid
P - Plastic	AI - $AlCl_3$
G - Amber Glass	Cu - $CuSO_4$
VOA - 40 ml Vial	
Coli - bacteria	

Note: Samples are discarded 30 days after results are reported, unless other arrangements are made.

Pat-Chem Laboratories
1824 1st Street
San Fernando, CA 91340

CHAIN OF CUSTODY RECORD

Phone (818) 639-5300
Fax (818) 639-5306

Environmental Sample

Sample I.D.#: 2150176

Customer:	IPC - Integrated Performance Consultants, Inc.	Project:	(MCC) Daily EFF
Address:	9297 Research Drive	Sampled by:	LUIS WATSON
	Irvine CA 92618	Report Attention:	Ric Vardel / Golan Kfir
		P.O. #:	
		Phone #:	949-382-9067

Sample Description	Date Sampled	Time Sampled	# of bottles	Required Tests	Sample Type	Matrix	Bottle Type	Preserve	Field Data (pH / Temperature) pH: Field Lab
EFF	10/08	12:00	1	pH, T.Res.Chlorine	Grab	AQ	500ml Plastic	4°C	
	"	"	1	Total Coliform, Fecal Coliform	Grab	AQ	Coli Bottle	4°C, ST	

RECEIVED
OCT 08 2021
By

Geotracker EDD:
Logcode: IPCI
Global ID: WDR100000359

	Signature	Print Name (Company)	Date	Time
Relinquished by		LUIS WATSON (IPC)	10-8	12:05
Received by		Richard Matthes PIL	10-8	1210
Relinquished by		Richard Matthes PIL	10-8	1415
Received by				
Relinquished by				
Received (lab) by			OCT 08 2021	1415

Sample Received Checklist

Temperature upon receipt: 4 °C

# of bottles agrees with COC? Yes No

Samples intact? Yes No

Samples properly preserved? Yes No

Samples in holding time? Yes No

Compliance Monitor

Initial Flow _____

Final Flow _____

Sample Type: (Grab) Comp

Matrix: (AQ) - Water; SO -Soil / Sludge; OT - Other

Bottle Type: (P) - Plastic; G - Amber Glass; VOA - 40 ml Vial; (Coli) - bacteria

Preservations: HC - HCl; HS - H_2SO_4; HN - HNO_3; HP - H_3PO_4; OH - NaOH; (ST) - Sodium Thiosulfate; AA - Ascorbic Acid; AI - $AlCl_3$; Cu - $CuSO_4$

Note: Samples are discarded 30 days after results are reported, unless other arrangements are made.

Pat-Chem Laboratories
1824 1st Street
San Fernando, CA 91340

CHAIN OF CUSTODY RECORD

Phone (818) 639-5300
Fax (818) 639-5306

Environmental Sample

Sample I.D.#: 21J0184

Customer:	IPC - Integrated Performance Consultants, Inc.	Project :	(MCC) Daily EFF
Address:	9297 Research Drive	Sampled by:	Eric Morris
	Irvine CA 92618	Report Attention:	Ric Vardel / Golan Kfir
		P.O. #:	
		Phone #:	949-382-9067

Sample Description	Date Sampled	Time Sampled	# of bottles	Required Tests	Sample Type	Matrix	Bottle Type	Preserve	Field Data (pH / Temperature) pH: Field Lab
EFF	10-9-21	1012	1	pH, T.Res.Chlorine	Grab	AQ	500ml Plastic	4°C	7.42/21.4
			1	Total Coliform, Fecal Coliform	Grab	AQ	Coli Bottle	4°C, ST	

Geotracker EDD:
Logcode: IPCI
Global ID: WDR100000359

Signature	Print Name (Company)	Date	Time
Relinquished by	E. MORRIS IPC	10-9-21	1200
Received by	MARIO SANTIESTEBAN (PCL)	10/9/21	1200
Relinquished by			
Received by			
Relinquished by			
Received in lab by	MARIO SANTIESTEBAN (PCL)	10/9/21	1357

Sample Received Checklist

Temperature upon receipt: 4°C

# of bottles agrees with COC?	(Yes)	No
Samples intact?	(Yes)	No
Samples properly preserved?	(Yes)	No
Samples in holding time?	(Yes)	No

Compliance Monitor

Initial Flow _____

Final Flow _____

Sample Type	Preservations
Grab	**HC** - HCl
Comp	**HS** - H_2SO_4
Matrix	**HN** - HNO_3
AQ - Water	**HP** - H_3PO_4
SO -Soil / Sludge	**OH** - NaOH
OT - Other	**ST** - Sodium Thiosulfate
Bottle Type	**AA** - Ascorbic Acid
P - Plastic	**Al** - $AlCl_3$
G - Amber Glass	**Cu** -$CuSO_4$
VOA - 40 ml Vial	
Coli - bacteria	

Note: Samples are discarded 30 days after results are reported, unless other arrangements are made.

Rev 2 Effective 5/1/17

PAT-CHEM LABORATORIES
QUALITY ANALYTICAL SERVICES SINCE 1987
1824 1st Street
San Fernando, CA 91340
(818) 639-5300 ph
(818) 639-5306 fx
pat-chem.com

Customer: **Integrated Performance Consultants, Inc.**
9297 Research Drive
Irvine CA, 92618

Attention: Ric Vardel
Report Date: 20-Oct-21 13:31
Subject: (MCC) Weekly INF

Project/P.O.#: (MCC) Weekly INF

Parameter	Method	QC Batch	RL	Prepared	Analyzed	Result	Notes
INF (Sample I.D.# : 21J0108-01) Collected: 05-Oct-21 By C.A of IPC							
Physical Properties							
Total Suspended Solids	SM2540D	AJ10741	1	07-Oct-21	08-Oct-21	**236 mg/l**	
Aggregate Organic Constituents							
Biochemical Oxygen Demand	SM 5210B	AJ10735	2	07-Oct-21	12-Oct-21	**229 mg/l**	

Notes and Definitions

RL Reporting Limit - The lowest amount of a constituent that can be reliably quantified and reported.

Respectfully Submitted,



Steve Jefferson 10/20/2021
Laboratory Director

Pat-Chem Laboratories
1824 1st Street
San Fernando, CA 91340

CHAIN OF CUSTODY RECORD

Phone (818) 639-5300
Fax (818) 639-5306

Environmental Sample

Sample I.D.#: 21J0108

Customer: IPC - Integrated Performance Consultants, Inc.		**Project:** (MCC) Weekly INF	
Address: 9297 Research Drive		**Sampled by:** Carlos Alvarez	**P.O. #:**
Irvine CA 92618		**Report Attention:** Ric Vardel / Golan Kfir	**Phone #:** 949-382-9067

Sample Description	Date Sampled	Time Sampled	# of bottles	Required Tests	Sample Type	Matrix	Bottle Type	Preserve	Field Data (pH / Temperature) pH: Field Lab
INF	10/05/21	0000	1	TSS	Comp	AQ	1-Liter Plastic	4°C	
"	"	"	1	BOD	Comp	AQ	1 Liter Plastic	4°C	
Geotracker EDD: Logcode: IPCI Global ID: WDR100000359									

RECEIVED
OCT 06 2021
By

	Signature	Print Name (Company)	Date	Time
Relinquished by		Carlos Alvarez (Cpe)	10/06/21	12:15
Received by		Jonathan V.	10/06	12:15
Relinquished by		Jonathan V. (PC)	10/06	14:00
Received by				
Relinquished by				
Received in lab by		OCT 06 2021	1400	

Sample Received Checklist

Temperature upon receipt: 4°C

# of bottles agrees with COC?	(Yes)	No
Samples intact?	(Yes)	No
Samples properly preserved?	(Yes)	No
Samples in holding time?	(Yes)	No

Compliance Monitor

Initial Flow _____

Final Flow _____

Sample Type	Matrix	Bottle Type	Preservations
(Grab)	(AQ) - Water	(P) - Plastic	HC - HCl
Comp	SO -Soil / Sludge	G - Amber Glass	HS - H_2SO_4
	OT - Other	VOA - 40 ml Vial	HN - HNO_3
		Coli - bacteria	HP - H_3PO_4
			OH - NaOH
			ST - Sodium Thiosulfate
			AA - Ascorbic Acid
			AI - $AlCl_3$
			Cu -$CuSO_4$

Note: Samples are discarded 30 days after results are reported, unless other arrangements are made.

Rev 2 Effective 5/1/17

PAT-CHEM
LABORATORIES

QUALITY ANALYTICAL SERVICES SINCE 1987

1824 1st Street
San Fernando, CA 91340
(818) 639-5300 ph
(818) 639-5306 fx
pat-chem.com

Customer: **Integrated Performance Consultants, Inc.**
9297 Research Drive
Irvine CA, 92618

Attention: Ric Vardel
Report Date: 20-Oct-21 13:17
Subject: (MCC) Monthly EFF

Project/P.O.#: (MCC) Monthly EFF

Parameter	Method	QC Batch	RL	Prepared	Analyzed	Result	Notes
EFF (Sample I.D.# : 21J0109-01) Collected: 06-Oct-21 By CA of IPC							
Physical Properties							
Total Dissolved Solids	SM 2540C	AJ10738	5	07-Oct-21	08-Oct-21	**904 mg/l**	
Inorganic Constituents							
Chloride	EPA 300.0	AJ10731	20.0	07-Oct-21	08-Oct-21	**266 mg/l**	
Sulfate as SO4	EPA 300.0	AJ10731	10.0	07-Oct-21	08-Oct-21	**293 mg/l**	
Boron	EPA 200.7	AJ11145	0.10	11-Oct-21	12-Oct-21	**0.19 mg/l**	
Phosphorus, Total as P	EPA 365.3	AJ11144	0.25	11-Oct-21	11-Oct-21	**1.66 mg/l**	
Aggregate Organic Constituents							
MBAS	SM 5540 C	AJ10922	0.20	07-Oct-21	11-Oct-21	**<0.20 mg/l**	
Oil & Grease (HEM)	EPA 1664A	AJ10743	5	07-Oct-21	07-Oct-21	**<5 mg/l**	

Notes and Definitions

RL Reporting Limit - The lowest amount of a constituent that can be reliably quantified and reported.

Respectfully Submitted,

Steve Jefferson 10/20/2021
Laboratory Director

Pat-Chem Laboratories
1824 1st Street
San Fernando, CA 91340

CHAIN OF CUSTODY RECORD

Phone (818) 639-5300
Fax (818) 639-5306

Environmental Sample

Sample I.D.#: 21J0109

Customer: IPC - Integrated Performance Consultants, Inc.		Project: (MCC) EFF - Monthly	
Address: 9297 Research Drive Irvine CA 92618	Sampled by: Carlos Alvarez Report Attention: Ric Vardel / Golan Kfir	P.O. #: Phone #: 949-382-9067	

Sample Description	Date Sampled	Time Sampled	# of bottles	Required Tests	Sample Type	Matrix	Bottle Type	Preserve	Field Data (pH / Temperature) pH: Field Lab
EFF	10/06/21	1150	1	Sulfate, Chloride, TDS	Grab	AQ	1/2 Gal. P	4°C	
			1	MBAS	Grab	AQ	500 P	4°C	
			1	Oil & Grease	Grab	AQ	1L G	HC	
			1	Boron	Grab	AQ	250 P	HN	
			1	T Phos	Grab	AQ	500 P	4°C	
Geotracker EDD:									
Logcode: IPCI									
Global ID: WDR100000359									

RECEIVED
OCT 06 2021
By

	Signature	Print Name (Company)	Date	Time
Relinquished by		Carlos Alvarez (IPC)	10/06/21	1200
Received by		Jonathan V.	10/06	12:15
Relinquished by		Jonathan V (PG)	10/06	1400
Received by				
Relinquished by				
Received in lab by		OCT 06 2021	1400	

Sample Received Checklist

Temperature upon receipt: 4°C

# of bottles agrees with COC?	(Yes) No
Samples intact?	(Yes) No
Samples properly preserved?.	(Yes) No
Samples in holding time?	(Yes) No

Compliance Monitor

Initial Flow _____

Final Flow _____

Sample Type
(Grab)
Comp

Matrix
(AQ) - Water
SO -Soil / Sludge
OT - Other

Bottle Type
(P) - Plastic
(G) - Amber Glass
VOA - 40 ml Vial
Coli - bacteria

Preservations
(HC) - HCl
HS - H_2SO_4
(HN) - HNO_3
HP - H_3PO_4
OH - NaOH
ST - Sodium Thiosulfate
AA - Ascorbic Acid
AI - $AlCl_3$
Cu - $CuSO_4$

Note: Samples are discarded 30 days after results are reported, unless other arrangements are made.

Rev 2 Effective 5/1/17

PAT-CHEM LABORATORIES
QUALITY ANALYTICAL SERVICES SINCE 1987
1824 1st Street
San Fernando, CA 91340
(818) 639-5300 ph
(818) 639-5306 fx
pat-chem.com

Customer: **Integrated Performance Consultants, Inc.**
9297 Research Drive
Irvine CA, 92618

Attention: Ric Vardel
Report Date: 20-Oct-21 13:26
Subject: (MCC) Weekly EFF

Project/P.O.#: (MCC) Weekly EFF

Parameter	Method	QC Batch	RL	Prepared	Analyzed	Result	Notes
EFF (Sample I.D.# : 21J0101-01) Collected: 06-Oct-21 By MA of IPC							
Physical Properties							
Total Suspended Solids	SM2540D	AJ10647	1	06-Oct-21	07-Oct-21	**1 mg/l**	
Inorganic Constituents							
Ammonia as N	EPA 350.1	AJ10828	0.10	08-Oct-21	08-Oct-21	**<0.10 mg/l**	
Nitrate as N	EPA 353.2	AJ10727	0.05	07-Oct-21	07-Oct-21	**1.42 mg/l**	
Nitrite as N	EPA 353.2	AJ10727	0.05	07-Oct-21	07-Oct-21	**<0.05 mg/l**	
Total Kjeldahl Nitrogen	EPA 351.2	AJ10826	0.10	08-Oct-21	09-Oct-21	**0.66 mg/l**	
EFF (Sample I.D.# : 21J0101-02) Collected: 05-Oct-21 By MA of IPC							
Aggregate Organic Constituents							
Biochemical Oxygen Demand	SM 5210B	AJ10735	2	07-Oct-21	12-Oct-21	**2 mg/l**	

Notes and Definitions

RL Reporting Limit - The lowest amount of a constituent that can be reliably quantified and reported.

Respectfully Submitted,



Steve Jefferson 10/20/2021
Laboratory Director

Pat-Chem Laboratories
1824 1st Street
San Fernando, CA 91340

CHAIN OF CUSTODY RECORD

Phone (818) 639-5300
Fax (818) 639-5306

Environmental Sample

Sample I.D.#: 21J0101

Customer:	IPC - Integrated Performance Consultants, Inc.	Project:	**(MCC)** Weekly **EFF**
Address:	9297 Research Drive	Sampled by:	Carlos Alvarez
	Irvine CA 92618	Report Attention:	Ric Vardel / Golan Kfir
		P.O. #:	
		Phone #:	949-382-9067

Sample Description	Date Sampled	Time Sampled	# of bottles	Required Tests	Sample Type	Matrix	Bottle Type	Preserve	Field Data (pH / Temperature) pH: Field Lab
EFF	10/06/21	1150	1	TSS	Grab	AQ	1-Liter-Plastic	4°C	
	"	"	1	Ammonia, TKN	Grab	AQ	500ml Plastic	4°C	
	"	"	1	Nitrate, Nitrite	Grab	AQ	250ml Plastic	4°C	
	10/05/21	0000	1	BOD	Comp	AQ	1-Liter-Plastic	4°C	

RECEIVED
OCT 06 2021
By

Geotracker EDD:
Logcode: IPCI
Global ID: WDR100000359

	Signature	Print Name (Company)	Date	Time
Relinquished by		Carlos Alvarez (Cafe)	10/06/21	1200
Received by		Jonathan V.	10/06	12:15
Relinquished by		Jonathan V (GSO)	10/06	14:00
Received by				
Relinquished by				
Received in lab by			OCT 06 2021	1400

Sample Received Checklist

Temperature upon receipt: 40C

# of bottles agrees with COC?	Yes	No
Samples intact?	Yes	No
Samples properly preserved?	Yes	No
Samples in holding time?	Yes	No

Compliance Monitor

Initial Flow _____

Final Flow _____

Sample Type
(Grab)
Comp

Matrix
(AQ) - Water
SO -Soil / Sludge
OT - Other

Bottle Type
(P) Plastic
G - Amber Glass
VOA - 40 ml Vial
Coli - bacteria

Preservations
HC - HCl
HS - H_2SO_4
HN - HNO_3
HP - H_3PO_4
OH - NaOH
ST - Sodium Thiosulfate
AA - Ascorbic Acid
Al - $AlCl_3$
Cu -$CuSO_4$

Note: Samples are discarded 30 days after results are reported, unless other arrangements are made.

Rev 2 Effective 5/1/17

PAT-CHEM LABORATORIES
QUALITY ANALYTICAL SERVICES SINCE 1987
1824 1st Street
San Fernando, CA 91340
(818) 639-5300 ph
(818) 639-5306 fx
pat-chem.com

Customer: **Integrated Performance Consultants, Inc.**
9297 Research Drive
Irvine CA, 92618

Attention: Ric Vardel
Report Date: 20-Oct-21 13:04
Subject: (MCC) Daily EFF

Project/P.O.#: (MCC) Daily EFF

Parameter	Method	QC Batch	RL	Prepared	Analyzed	Result	Notes
EFF (Sample I.D.# : 21J0187-01) Collected: 10-Oct-21 By EM of IPC							
Microbiological							
Fecal Coliforms	SM 9221E	AJ11047	1.8	10-Oct-21	12-Oct-21	**<1.8 MPN/100 ml**	
Total Coliforms	SM 9221B	AJ11047	1.8	10-Oct-21	12-Oct-21	**<1.8 MPN/100 ml**	
Inorganic Constituents							
pH	SM 4500H-B	AJ11146	0.1	10-Oct-21	10-Oct-21	**7.1 pH Units**	
Residual Chlorine	SM 4500Cl-G	AJ11050	0.05	10-Oct-21	10-Oct-21	**<0.05 mg/l**	
EFF (Sample I.D.# : 21J0198-01) Collected: 11-Oct-21 By C.A of IPC							
Microbiological							
Fecal Coliforms	SM 9221E	AJ11150	1.8	11-Oct-21	13-Oct-21	**<1.8 MPN/100 ml**	
Total Coliforms	SM 9221B	AJ11150	1.8	11-Oct-21	13-Oct-21	**<1.8 MPN/100 ml**	
Inorganic Constituents							
pH	SM 4500H-B	AJ11540	0.1	11-Oct-21	11-Oct-21	**7.4 pH Units**	
Residual Chlorine	SM 4500Cl-G	AJ11250	0.05	12-Oct-21	12-Oct-21	**0.09 mg/l**	
EFF (Sample I.D.# : 21J0223-01) Collected: 12-Oct-21 By EM of IPC							
Microbiological							
Fecal Coliforms	SM 9221E	AJ11251	1.8	12-Oct-21	15-Oct-21	**<1.8 MPN/100 ml**	
Total Coliforms	SM 9221B	AJ11251	1.8	12-Oct-21	15-Oct-21	**<1.8 MPN/100 ml**	
Inorganic Constituents							
pH	SM 4500H-B	AJ11540	0.1	12-Oct-21	12-Oct-21	**7.1 pH Units**	
Residual Chlorine	SM 4500Cl-G	AJ11250	0.05	12-Oct-21	12-Oct-21	**0.17 mg/l**	
EFF (Sample I.D.# : 21J0264-01) Collected: 13-Oct-21 By C.A of IPC							
Microbiological							
Fecal Coliforms	SM 9221E	AJ11344	1.8	13-Oct-21	15-Oct-21	**<1.8 MPN/100 ml**	
Total Coliforms	SM 9221B	AJ11344	1.8	13-Oct-21	15-Oct-21	**<1.8 MPN/100 ml**	
Inorganic Constituents							
pH	SM 4500H-B	AJ11540	0.1	13-Oct-21	13-Oct-21	**7.2 pH Units**	
Residual Chlorine	SM 4500Cl-G	AJ11433	0.05	14-Oct-21	14-Oct-21	**<0.05 mg/l**	

Respectfully Submitted,

Steve Jefferson 10/20/2021
Laboratory Director

PAT-CHEM LABORATORIES
QUALITY ANALYTICAL SERVICES SINCE 1987
1824 1st Street
San Fernando, CA 91340
(818) 639-5300 ph
(818) 639-5306 fx
pat-chem.com

Customer: **Integrated Performance Consultants, Inc.**
9297 Research Drive
Irvine CA, 92618

Attention: Ric Vardel
Report Date: 20-Oct-21 13:04
Subject: (MCC) Daily EFF

Project/P.O.#: (MCC) Daily EFF

Parameter	Method	QC Batch	RL	Prepared	Analyzed	Result	Notes
EFF (Sample I.D.# : 21J0301-01) Collected: 14-Oct-21 By GK of IPC							
Microbiological							
Fecal Coliforms	SM 9221E	AJ11438	1.8	14-Oct-21	16-Oct-21	**<1.8 MPN/100 ml**	
Total Coliforms	SM 9221B	AJ11438	1.8	14-Oct-21	16-Oct-21	**<1.8 MPN/100 ml**	
Inorganic Constituents							
pH	SM 4500H-B	AJ11540	0.1	14-Oct-21	14-Oct-21	**7.2 pH Units**	
Residual Chlorine	SM 4500Cl-G	AJ11538	0.05	15-Oct-21	15-Oct-21	**0.13 mg/l**	

Notes and Definitions

RL Reporting Limit - The lowest amount of a constituent that can be reliably quantified and reported.

Respectfully Submitted,

Steve Jefferson 10/20/2021
Laboratory Director

Pat-Chem Laboratories
1824 1st Street
San Fernando, CA 91340

CHAIN OF CUSTODY RECORD

Phone (818) 639-5300
Fax (818) 639-5306

Environmental Sample

Sample I.D.#: 21J0187

Customer: IPC - Integrated Performance Consultants, Inc.
Address: 9297 Research Drive
Irvine CA 92618

Project: (MCC) Daily EFF
Sampled by: ERIC MORRIS
Report Attention: Ric Vardel / Golan Kfir

P.O. #:
Phone #: 949-382-9067

Sample Description	Date Sampled	Time Sampled	# of bottles	Required Tests	Sample Type	Matrix	Bottle Type	Preserv.	Field Data (pH / Temperature) pH: Field / Lab
EFF	10/10/21	954	1	pH, T.Res.Chlorine	Grab	AQ	500ml Plastic	4°C	7.1 / 19.0°C
			1	Total Coliform, Fecal Coliform	Grab	AQ	Coli Bottle	4°C, ST	

Geotracker EDD:
Logcode: IPCI
Global ID: WDR100000359

	Signature	Print Name (Company)	Date	Time
Relinquished by		E. MORRIS IPC	10/10/21	10:00
Received by		Juan Vasquez (PCL)	10/10/21	1050
Relinquished by				
Received by				
Relinquished by				
Received in lab by		Juan Vasquez (PCL)	10/10/21	12:21

Sample Received Checklist

Temperature upon receipt: 4pc
# of bottles agrees with COC? Yes No
Samples intact? Yes No
Samples properly preserved? Yes No
Samples in holding time? Yes No

Compliance Monitor

Initial Flow _____
Final Flow _____

Sample Type	Preservations
Grab	HC - HCl
Comp	HS - H_2SO_4
Matrix	HN - HNO_3
AQ - Water	HP - H_3PO_4
SO - Soil / Sludge	OH - NaOH
OT - Other	ST - Sodium Thiosulfate
Bottle Type	AA - Ascorbic Acid
P - Plastic	AI - $AlCl_3$
G - Amber Glass	Cu - $CuSO_4$
VOA - 40 ml Vial	
Coli - bacteria	

Note: Samples are discarded 30 days after results are reported, unless other arrangements are made.

Rev 2 Effective 5/1/17

Pat-Chem Laboratories
1824 1st Street
San Fernando, CA 91340

CHAIN OF CUSTODY RECORD

Phone (818) 639-5300
Fax (818) 639-5306

Environmental Sample

Sample I.D.#: 21J0198

Customer:	IPC - Integrated Performance Consultants, Inc.	Project:	(MCC) Daily EFF
Address:	9297 Research Drive	Sampled by:	Carlos Alvarez
	Irvine CA 92618	Report Attention:	Ric Vardel / Golan Kfir
		P.O. #:	
		Phone #:	949-382-9067

Sample Description	Date Sampled	Time Sampled	# of bottles	Required Tests	Sample Type	Matrix	Bottle Type	Preserve	Field Data (pH / Temperature) pH: Field Lab
EFF	10/11/21	1138	1	pH, T.Res.Chlorine	Grab	AQ	500ml Plastic	4°C	7.41/22.3°C
			1	Total Coliform, Fecal Coliform	Grab	AQ	Coli Bottle	4°C. ST	

RECEIVED
OCT 11 2021
By

Geotracker EDD:
Logcode: IPCI
Global ID: WDR100000359

	Signature	Print Name (Company)	Date	Time
Relinquished by		Carlos Alvarez (IPC)	10/11/21	1145
Received by		Cindy Myers	10-11-21	12:20
Relinquished by		Cindy Myers	10/11/21	1345
Received by				
Relinquished by				
Received in Lab by			OCT 11 2021	1345

Sample Received Checklist

Temperature upon receipt: 4 °C

# of bottles agrees with COC?	Yes	No
Samples intact?	Yes	No
Samples properly preserved?	Yes	No
Samples in holding time?	Yes	No

Compliance Monitor

Initial Flow _____

Final Flow _____

Sample Type	Matrix	Bottle Type
Grab	AQ - Water	P - Plastic
Comp	SO - Soil / Sludge	G - Amber Glass
	OT - Other	VOA - 40 ml Vial
		Coli - bacteria

Preservations

HC - HCl
HS - H_2SO_4
HN - HNO_3
HP - H_3PO_4
OH - NaOH
ST - Sodium Thiosulfate
AA - Ascorbic Acid
AI - $AlCl_3$
Cu - $CuSO_4$

Note: Samples are discarded 30 days after results are reported, unless other arrangements are made.

Pat-Chem Laboratories
1824 1st Street
San Fernando, CA 91340

CHAIN OF CUSTODY RECORD

Phone (818) 639-5300
Fax (818) 639-5306

Environmental Sample

Sample I.D.#: 2150223

Customer: IPC - Integrated Performance Consultants, Inc.		Project: (MCC) Daily EFF	
Address: 9297 Research Drive		Sampled by: ERIC MORRIS	P.O. #:
Irvine	CA 92618	Report Attention: Ric Vardel / Golan Kfir	Phone #: 949-382-9067

Sample Description	Date Sampled	Time Sampled	# of bottles	Required Tests	Sample Type	Matrix	Bottle Type	Preserve	Field Data (pH / Temperature) pH: Field Lab
EFF	10-12-21	1105	1	pH, T.Res.Chlorine	Grab	AQ	500ml Plastic	4°C	7.1 / 20.6 C
			1	Total Coliform, Fecal Coliform	Grab	AQ	Coli Bottle	4°C, ST	

RECEIVED
OCT 12 2021
By

Geotracker EDD:
Logcode: IPCI
Global ID: WDR100000359

	Signature	Print Name (Company)	Date	Time
Relinquished by		E. MORRIS IPC	10-12-21	1109
Received by		Cindy M	10 12 21	11:25
Relinquished by		Cindy M	10-12-21	1355
Received by				
Relinquished by				
Received in lab by			OCT 12 2021	1355

Sample Received Checklist

Temperature upon receipt: 4 °C

# of bottles agrees with COC?	Yes No
Samples intact?	Yes No
Samples properly preserved?	Yes No
Samples in holding time?	Yes No

Compliance Monitor

Initial Flow _____

Final Flow _____

Sample Type
Grab
Comp

Matrix
AQ - Water
SO -Soil / Sludge
OT - Other

Bottle Type
P - Plastic
G - Amber Glass
VOA - 40 ml Vial
Coli - bacteria

Preservations
HC - HCl
HS - H_2SO_4
HN - HNO_3
HP - H_3PO_4
OH - NaOH
ST - Sodium Thiosulfate
AA - Ascorbic Acid
AI - $AlCl_3$
Cu - $CuSO_4$

Note: Samples are discarded 30 days after results are reported, unless other arrangements are made.

Pat-Chem Laboratories
1824 1st Street
San Fernando, CA 91340

CHAIN OF CUSTODY RECORD

Phone (818) 639-5300
Fax (818) 639-5306

Environmental Sample

Sample I.D.#: 21J0264

Customer: IPC - Integrated Performance Consultants, Inc.
Project: (MCC) Daily EFF

Address: 9297 Research Drive
Irvine CA 92618

Sampled by: Carlos Alvarez
Report Attention: Ric Vardel / Golan Kfir

P.O. #:
Phone #: 949-382-9067

Sample Description	Date Sampled	Time Sampled	# of bottles	Required Tests	Sample Type	Matrix	Bottle Type	Preserve	Field Data (pH / Temperature) pH: Field Lab
EFF	10/13/21	1150	1	pH, T.Res.Chlorine	Grab	AQ	500ml Plastic	4°C	7.2 / 21.4 -C
			1	Total Coliform, Fecal Coliform	Grab	AQ	Coli Bottle	4°C, ST	
	1	1							

RECEIVED
OCT 13 2021
By

Geotracker EDD:
Logcode: IPCI
Global ID: WDR100000359

	Signature	Print Name (Company)	Date	Time
Relinquished by		Carlos Alvarez (IPC)	10/13/21	1200
Received by			10.13.21	12:10
Relinquished by			10/13/21	1330
Received by				
Relinquished by				
Received in lab by			OCT 13 2021	1330

Sample Received Checklist

Temperature upon receipt: 4 °C

# of bottles agrees with COC?	Yes	No
Samples intact?	Yes	No
Samples properly preserved?	Yes	No
Samples in holding time?	Yes	No

Compliance Monitor
Initial Flow _____
Final Flow _____

Sample Type	Preservations
Grab Comp	HC - HCl HS - H_2SO_4 HN - HNO_3 HP - H_3PO_4 OH - NaOH ST - Sodium Thiosulfate AA - Ascorbic Acid AI - $AlCl_3$ Cu - $CuSO_4$
Matrix AQ - Water SO - Soil / Sludge OT - Other	
Bottle Type P - Plastic G - Amber Glass VOA - 40 ml Vial Coli - bacteria	

Note: Samples are discarded 30 days after results are reported, unless other arrangements are made.

Pat-Chem Laboratories
1824 1st Street
San Fernando, CA 91340

CHAIN OF CUSTODY RECORD

Phone (818) 639-5300
Fax (818) 639-5306

Environmental Sample

Sample I.D.#: 21J0301

Customer: IPC - Integrated Performance Consultants, Inc.		Project: (MCC) Daily EFF	
Address: 9297 Research Drive		Sampled by: Golan Kfir	P.O. #:
Irvine	CA 92618	Report Attention: Ric Vardel / Golan Kfir	Phone #: 949-382-9067

Sample Description	Date Sampled	Time Sampled	# of bottles	Required Tests	Sample Type	Matrix	Bottle Type	Preserve	Field Data (pH / Temperature) pH: Field Lab
EFF	10/14/21	12:00	1	pH, T.Res.Chlorine	Grab	AQ	500ml Plastic	4°C	7.2/22.1-C
	"	"	1	Total Coliform, Fecal Coliform	Grab	AQ	Coli Bottle	4°C, ST	
Geotracker EDD:									
Logcode: IPCI									
Global ID: WDR100000359									

RECEIVED
OCT 14 2021
By

Signature	Print Name (Company)	Date	Time
Relinquished by GK	Golan IPC	10-14-21	12:10
Received by	Cinyman	10.14.21	12:10
Relinquished by	Cindy Wang	10/14/21	14:35
Received by			
Relinquished by			
Received in lab by		OCT 14 2021	1435

Sample Received Checklist

Temperature upon receipt: 4.1°C

# of bottles agrees with COC?	Yes	No
Samples intact?	Yes	No
Samples properly preserved?	Yes	No
Samples in holding time?	Yes	No

Compliance Monitor

Initial Flow _____

Final Flow _____

Sample Type	Matrix	Bottle Type
Grab	AQ - Water	P - Plastic
Comp	SO - Soil / Sludge	G - Amber Glass
	OT - Other	VOA - 40 ml Vial
		Coli - bacteria

Preservations

HC - HCl
HS - H_2SO_4
HN - HNO_3
HP - H_3PO_4
OH - NaOH
ST - Sodium Thiosulfate
AA - Ascorbic Acid
Al - $AlCl_3$
Cu - $CuSO_4$

Note: Samples are discarded 30 days after results are reported, unless other arrangements are made.

PAT-CHEM
LABORATORIES

QUALITY ANALYTICAL SERVICES SINCE 1987

1824 1st Street
San Fernando, CA 91340
(818) 639-5300 ph
(818) 639-5306 fx
pat-chem.com

Customer: **Integrated Performance Consultants, Inc.**
9297 Research Drive
Irvine CA, 92618

Attention: Ric Vardel
Report Date: 22-Oct-21 15:33
Subject: (MCC) Weekly INF

Project/P.O.#: (MCC) Weekly INF

Parameter	Method	QC Batch	RL	Prepared	Analyzed	Result	Notes
INF (Sample I.D.# : 21J0269-01) Collected: 12-Oct-21 By C.A of IPC							
Physical Properties							
Total Suspended Solids	SM2540D	AJ11442	1	14-Oct-21	15-Oct-21	**166 mg/l**	
Aggregate Organic Constituents							
Biochemical Oxygen Demand	SM 5210B	AJ11428	2	14-Oct-21	21-Oct-21	**506 mg/l**	

Notes and Definitions

RL Reporting Limit - The lowest amount of a constituent that can be reliably quantified and reported.

Respectfully Submitted,



Steve Jefferson 10/22/2021
Laboratory Director

Pat-Chem Laboratories
1824 1st Street
San Fernando, CA 91340

CHAIN OF CUSTODY RECORD

Phone (818) 639-5300
Fax (818) 639-5306

Environmental Sample

Sample I.D.#: 21J0269

Customer: IPC - Integrated Performance Consultants, Inc.		**Project :** (MCC) Weekly INF	
Address: 9297 Research Drive		**Sampled by:** Carlos Alvarez	**P.O. #:**
Irvine CA 92618		**Report Attention:** Ric Vardel / Golan Kfir	**Phone #:** 949-382-9067

Sample Description	Date Sampled	Time Sampled	# of bottles	Required Tests	Sample Type	Matrix	Bottle Type	Preserve	Field Data (pH / Temperature) pH: Field / Lab
INF	10/12/21	0000	1	TSS	Comp	AQ	1-Liter Plastic	4°C	6.8 / 14.0 °C
1	1	1	1	BOD	Comp	AQ	1-Liter Plastic	4°C	

RECEIVED
OCT 13 2021
By

Geotracker EDD:
Logcode: IPCI
Global ID: WDR100000359

	Signature	Print Name (Company)	Date	Time
Relinquished by		Carlos Alvarez (SPC)	10/13/21	1200
Received by		Cindy Waring	10/13/21	12:10
Relinquished by		Cindy Waring	10/13/21	13:30
Received by				
Relinquished by				
Received in lab by		OCT 13 2021		1330

Sample Received Checklist 4 °C

Temperature upon receipt:		
# of bottles agrees with COC?	Yes	No
Samples intact?	Yes	No
Samples properly preserved?	Yes	No
Samples in holding time?	Yes	No

Compliance Monitor

Initial Flow _____

Final Flow _____

Sample Type
(C) Grab
Comp

Matrix
(AQ) - Water
SO -Soil / Sludge
OT - Other

Bottle Type
(P) - Plastic
G - Amber Glass
VOA - 40 ml Vial
Coli - bacteria

Preservations
HC - HCl
HS - H_2SO_4
HN - HNO_3
HP - H_3PO_4
OH - NaOH
ST - Sodium Thiosulfate
AA - Ascorbic Acid
AI - $AlCl_3$
Cu - $CuSO_4$

Note: Samples are discarded 30 days after results are reported, unless other arrangements are made.

Rev 2 Effective 5/1/17

PAT-CHEM
LABORATORIES

QUALITY ANALYTICAL SERVICES SINCE 1987

1824 1st Street
San Fernando, CA 91340
(818) 639-5300 ph
(818) 639-5306 fx
pat-chem.com

Customer: **Integrated Performance Consultants, Inc.**
9297 Research Drive
Irvine CA, 92618

Attention: Ric Vardel
Report Date: 22-Oct-21 15:31
Subject: (MCC) Weekly EFF

Project/P.O.#: (MCC) Weekly EFF

Parameter	Method	QC Batch	RL	Prepared	Analyzed	Result	Notes
EFF (Sample I.D.# : 21J0268-01) Collected: 13-Oct-21 By MA of IPC							
Physical Properties							
Total Suspended Solids	SM2540D	AJ11442	1	14-Oct-21	15-Oct-21	**<1 mg/l**	
Inorganic Constituents							
Ammonia as N	EPA 350.1	AJ11967	0.10	19-Oct-21	19-Oct-21	**0.22 mg/l**	
Nitrate as N	EPA 353.2	AJ11426	0.05	14-Oct-21	14-Oct-21	**0.40 mg/l**	
Nitrite as N	EPA 353.2	AJ11426	0.05	14-Oct-21	14-Oct-21	**<0.05 mg/l**	
Total Kjeldahl Nitrogen	EPA 351.2	AJ11531	0.10	15-Oct-21	15-Oct-21	**1.13 mg/l**	
EFF (Sample I.D.# : 21J0268-02) Collected: 12-Oct-21 By MA of IPC							
Aggregate Organic Constituents							
Biochemical Oxygen Demand	SM 5210B	AJ11428	2	14-Oct-21	21-Oct-21	**4 mg/l**	

Notes and Definitions

RL Reporting Limit - The lowest amount of a constituent that can be reliably quantified and reported.

Respectfully Submitted,



Steve Jefferson 10/22/2021
Laboratory Director

Pat-Chem Laboratories
1824 1st Street
San Fernando, CA 91340

CHAIN OF CUSTODY RECORD

Phone (818) 639-5300
Fax (818) 639-5306

Environmental Sample

Sample I.D.#: 21J0268

Customer:	IPC - Integrated Performance Consultants, Inc.	Project:	(MCC) Weekly EFF
Address:	9297 Research Drive	Sampled by:	Carlos Alvarez (CAC)
	Irvine CA 92618	Report Attention:	Ric Vardel / Golan Kfir
		P.O. #:	
		Phone #:	949-382-9067

Sample Description	Date Sampled	Time Sampled	# of bottles	Required Tests	Sample Type	Matrix	Bottle Type	Preserve	Field Data (pH / Temperature) pH Field Lab
EFF	10/13/21	1150	1	TSS	Grab	AQ	1-Liter-Plastic	4°C	
	"	"	1	Ammonia, TKN	Grab	AQ	500ml Plastic	4°C	
	"	"	1	Nitrate, Nitrite	Grab	AQ	250ml Plastic	4°C	7.4 | 22.4-C
	10/12/21	0000	1	BOD	Comp	AQ	1-Liter-Plastic	4°C	

RECEIVED
OCT 13 2021
By

Geotracker EDD:
Logcode: IPCI
Global ID: WDR100000359

	Signature	Print Name (Company)	Date	Time
Relinquished by		Carlos Alvarez (CAC)	10/13/21	1200
Received by		Cindy Martin	10/13/21	1210
Relinquished by		Cindy Martin	10/13/21	1330
Received by				
Relinquished by				
Received in lab by			OCT 13 2021	1330

Sample Received Checklist

Temperature upon receipt: 4 °C

# of bottles agrees with COC?	Yes No
Samples intact?	Yes No
Samples properly preserved?	Yes No
Samples in holding time?	Yes No

Compliance Monitor

Initial Flow _____

Final Flow _____

Sample Type
Grab
Comp

Matrix
AQ - Water
SO - Soil / Sludge
OT - Other

Bottle Type
P - Plastic
G - Amber Glass
VOA - 40 ml Vial
Coli - bacteria

Preservations
HC - HCl
HS - H_2SO_4
HN - HNO_3
HP - H_3PO_4
OH - NaOH
ST - Sodium Thiosulfate
AA - Ascorbic Acid
Al - $AlCl_3$
Cu - $CuSO_4$

Note: Samples are discarded 30 days after results are reported, unless other arrangements are made.

PAT-CHEM LABORATORIES
QUALITY ANALYTICAL SERVICES SINCE 1987
1824 1st Street
San Fernando, CA 91340
(818) 639-5300 ph
(818) 639-5306 fx
pat-chem.com

Customer: **Integrated Performance Consultants, Inc.**
9297 Research Drive
Irvine CA, 92618

Attention: Ric Vardel
Report Date: 22-Oct-21 15:26
Subject: (MCC) Daily EFF

Project/P.O.#: (MCC) Daily EFF

Parameter	Method	QC Batch	RL	Prepared	Analyzed	Result	Notes
EFF (Sample I.D.# : 21J0322-01) Collected: 15-Oct-21 By LW of IPC							
Microbiological							
Fecal Coliforms	SM 9221E	AJ11541	1.8	15-Oct-21	17-Oct-21	**<1.8 MPN/100 ml**	
Total Coliforms	SM 9221B	AJ11541	1.8	15-Oct-21	17-Oct-21	**<1.8 MPN/100 ml**	
Inorganic Constituents							
pH	SM 4500H-B	AJ12137	0.1	15-Oct-21	15-Oct-21	**7.1 pH Units**	
Residual Chlorine	SM 4500Cl-G	AJ11846	0.05	18-Oct-21	18-Oct-21	**<0.05 mg/l**	
EFF (Sample I.D.# : 21J0345-01) Collected: 16-Oct-21 By LW of IPC							
Microbiological							
Fecal Coliforms	SM 9221E	AJ11635	1.8	16-Oct-21	18-Oct-21	**<1.8 MPN/100 ml**	
Total Coliforms	SM 9221B	AJ11635	1.8	16-Oct-21	18-Oct-21	**<1.8 MPN/100 ml**	
Inorganic Constituents							
pH	SM 4500H-B	AJ12137	0.1	16-Oct-21	16-Oct-21	**7.5 pH Units**	
Residual Chlorine	SM 4500Cl-G	AJ11846	0.05	18-Oct-21	18-Oct-21	**0.08 mg/l**	
EFF (Sample I.D.# : 21J0348-01) Collected: 17-Oct-21 By em of IPC							
Microbiological							
Fecal Coliforms	SM 9221E	AJ11757	1.8	17-Oct-21	19-Oct-21	**<1.8 MPN/100 ml**	
Total Coliforms	SM 9221B	AJ11757	1.8	17-Oct-21	19-Oct-21	**<1.8 MPN/100 ml**	
Inorganic Constituents							
pH	SM 4500H-B	AJ12137	0.1	17-Oct-21	17-Oct-21	**7.0 pH Units**	
Residual Chlorine	SM 4500Cl-G	AJ11846	0.05	18-Oct-21	18-Oct-21	**0.07 mg/l**	
EFF (Sample I.D.# : 21J0361-01) Collected: 18-Oct-21 By GK of IPC							
Microbiological							
Fecal Coliforms	SM 9221E	AJ11849	1.8	18-Oct-21	20-Oct-21	**<1.8 MPN/100 ml**	
Total Coliforms	SM 9221B	AJ11849	1.8	18-Oct-21	20-Oct-21	**<1.8 MPN/100 ml**	
Inorganic Constituents							
pH	SM 4500H-B	AJ12137	0.1	18-Oct-21	18-Oct-21	**7.5 pH Units**	
Residual Chlorine	SM 4500Cl-G	AJ11846	0.05	18-Oct-21	18-Oct-21	**0.13 mg/l**	

Respectfully Submitted,



Steve Jefferson 10/22/2021
Laboratory Director

PAT-CHEM LABORATORIES
QUALITY ANALYTICAL SERVICES SINCE 1987
1824 1st Street
San Fernando, CA 91340
(818) 639-5300 ph
(818) 639-5306 fx
pat-chem.com

Customer: **Integrated Performance Consultants, Inc.**
9297 Research Drive
Irvine CA, 92618

Attention: Ric Vardel
Report Date: 22-Oct-21 15:26
Subject: (MCC) Daily EFF

Project/P.O.#: (MCC) Daily EFF

Parameter	Method	QC Batch	RL	Prepared	Analyzed	Result	Notes
EFF (Sample I.D.# : 21J0391-01) Collected: 19-Oct-21 By EM of IPC							
Microbiological							
Fecal Coliforms	SM 9221E	AJ11974	1.8	19-Oct-21	21-Oct-21	**<1.8 MPN/100 ml**	
Total Coliforms	SM 9221B	AJ11974	1.8	19-Oct-21	21-Oct-21	**<1.8 MPN/100 ml**	
Inorganic Constituents							
pH	SM 4500H-B	AJ12137	0.1	19-Oct-21	19-Oct-21	**7.0 pH Units**	
Residual Chlorine	SM 4500Cl-G	AJ11973	0.05	19-Oct-21	19-Oct-21	**<0.05 mg/l**	

Notes and Definitions

RL Reporting Limit - The lowest amount of a constituent that can be reliably quantified and reported.

Respectfully Submitted,



Steve Jefferson 10/22/2021
Laboratory Director

Pat-Chem Laboratories
1824 1st Street
San Fernando, CA 91340

CHAIN OF CUSTODY RECORD

Phone (818) 639-5300
Fax (818) 639-5306

Environmental Sample

Sample I.D.#: 21J0322

Customer: IPC - Integrated Performance Consultants, Inc.		Project: **(MCC) Daily EFF**	
Address: 9297 Research Drive		Sampled by: Luke Watson	P.O. #:
Irvine	CA 92618	Report Attention: Ric Vardel / Golan Kfir	Phone #: 949-382-9067

Sample Description	Date Sampled	Time Sampled	# of bottles	Required Tests	Sample Type	Matrix	Bottle Type	Preserve	Field Data (pH / Temperature) pH: Field Lab
EFF	10/15	11:05	1	pH, T.Res.Chlorine	Grab	AQ	500ml Plastic	4°C	7.1/21.2
	" "	11:05	1	Total Coliform, Fecal Coliform	Grab	AQ	Coli Bottle	4°C, ST	

RECEIVED
OCT 15 2021
By

Geotracker EDD:
Logcode: IPCI
Global ID: WDR100000359

Signature	Print Name (Company)	Date	Time
Relinquished by	Luke Watson (IPC)	10/15/21	11:10
Received by	Cindy Watson	10-15-21	12:05
Relinquished by	Cindy Watson	10-15-21	13:15
Received by			
Relinquished by			
Received in lab by		OCT 15 2021	13:15

Sample Received Checklist

Temperature upon receipt: 4 °C

# of bottles agrees with COC?	Yes	No
Samples intact?	Yes	No
Samples properly preserved?	Yes	No
Samples in holding time?	Yes	No

Compliance Monitor

Initial Flow _____

Final Flow _____

Sample Type	Preservations
Grab	HC - HCl
Comp	HS - H_2SO_4
Matrix	HN - HNO_3
AQ - Water	HP - H_3PO_4
SO - Soil / Sludge	OH - NaOH
OT - Other	ST - Sodium Thiosulfate
Bottle Type	AA - Ascorbic Acid
P - Plastic	Al - $AlCl_3$
G - Amber Glass	Cu - $CuSO_4$
VOA - 40 ml Vial	
Coli - bacteria	

Note: Samples are discarded 30 days after results are reported, unless other arrangements are made.

Rev 2 Effective 5/1/17

Pat-Chem Laboratories
1824 1st Street
San Fernando, CA 91340

CHAIN OF CUSTODY RECORD

Phone (818) 639-5300
Fax (818) 639-5306

Environmental Sample

Sample I.D.#: 21J0345

Customer:	IPC - Integrated Performance Consultants, Inc.	Project:	(MCC) Daily EFF
Address:	9297 Research Drive	Sampled by:	ERIC MORRIS
	Irvine CA 92618	Report Attention:	Ric Vardel / Golan Kfir
		P.O. #:	
		Phone #:	949-382-9067

Sample Description	Date Sampled	Time Sampled	# of bottles	Required Tests	Sample Type	Matrix	Bottle Type	Preserve	Field Data (pH / Temperature) pH: Field Lab
EFF	10-16-21	1145	1	pH, T.Res.Chlorine	Grab	AQ	500ml Plastic	4°C	
			1	Total Coliform, Fecal Coliform	Grab	AQ	Coli Bottle	4°C, ST	
Geotracker EDD:									
Logcode: IPCI									
Global ID: WDR100000359									

Signature	Print Name (Company)	Date	Time
Relinquished by	E. MORRIS IPC	10-16-21	1150
Received by	Richard Martinez GeoLogic	10/16/21	1250
Relinquished by			
Received by			
Relinquished by			
Received in lab by	Richard Martinez PCL	10/16/21	1540

Sample Received Checklist

Temperature upon receipt: 4°C

# of bottles agrees with COC?	Yes No
Samples intact?	Yes No
Samples properly preserved?	Yes No
Samples in holding time?	Yes No

Compliance Monitor

Initial Flow _____

Final Flow _____

Sample Type	Preservations
Grab	HC - HCl
Comp	HS - H_2SO_4
Matrix	HN - HNO_3
AQ - Water	HP - H_3PO_4
SO - Soil / Sludge	OH - NaOH
OT - Other	ST - Sodium Thiosulfate
Bottle Type	AA - Ascorbic Acid
P - Plastic	AI - $AlCl_3$
G - Amber Glass	Cu - $CuSO_4$
VOA - 40 ml Vial	
Coli - bacteria	

Note: Samples are discarded 30 days after results are reported, unless other arrangements are made.

Rev 2 Effective 5/1/17

Pat-Chem Laboratories
1824 1st Street
San Fernando, CA 91340

CHAIN OF CUSTODY RECORD

Phone (818) 639-5300
Fax (818) 639-5306

Environmental Sample

Sample I.D.#: 21J0348

Customer:	IPC - Integrated Performance Consultants, Inc.	Project:	(MCC) Daily EFF
Address:	9297 Research Drive	Sampled by:	ERIC MORRIS
	Irvine CA 92618	Report Attention:	Ric Vardel / Golan Kfir
		P.O. #:	
		Phone #:	949-382-9067

Sample Description	Date Sampled	Time Sampled	# of bottles	Required Tests	Sample Type	Matrix	Bottle Type	Preserve	Field Data (pH / Temperature) pH: Field Lab
EFF	10-17-21	9:18	1	pH, T.Res.Chlorine	Grab	AQ	500ml Plastic	4°C	7.0 / 19.2°C
			1	Total Coliform, Fecal Coliform	Grab	AQ	Coli Bottle	4°C, ST	
Geotracker EDD:									
Logcode: IPCI									
Global ID: WDR100000359									

	Signature	Print Name (Company)	Date	Time
Relinquished by		E. MORRIS IPC	10-17-21	930
Received by		Juan Vasquez (PCL)	10/17/21	10:48
Relinquished by				
Received by				
Relinquished by				
Received in lab by		Juan V. (PCL)	10/17/21	1314

Sample Received Checklist

Temperature upon receipt: 4°C

# of bottles agrees with COC?	Yes No
Samples intact?	Yes No
Samples properly preserved?	Yes No
Samples in holding time?	Yes No

Compliance Monitor

Initial Flow _____

Final Flow _____

Sample Type
Grab
Comp

Matrix
AQ - Water
SO - Soil / Sludge
OT - Other

Bottle Type
P - Plastic
G - Amber Glass
VOA - 40 ml Vial
Coli - bacteria

Preservations
HC - HCl
HS - H_2SO_4
HN - HNO_3
HP - H_3PO_4
OH - NaOH
ST - Sodium Thiosulfate
AA - Ascorbic Acid
AI - $AlCl_3$
Cu - $CuSO_4$

Note: Samples are discarded 30 days after results are reported, unless other arrangements are made.

Rev 2 Effective 5/1/17

Pat-Chem Laboratories
1824 1st Street
San Fernando, CA 91340

CHAIN OF CUSTODY RECORD

Phone (818) 639-5300
Fax (818) 639-5306

Environmental Sample

Sample I.D.#: 21J0361

Customer:	IPC - Integrated Performance Consultants, Inc.	Project:	(MCC) Daily EFF
Address:	9297 Research Drive	Sampled by:	Golan Kfir
	Irvine CA 92618	Report Attention:	Ric Vardel / Golan Kfir
		P.O. #:	
		Phone #:	949-382-9067

Sample Description	Date Sampled	Time Sampled	# of bottles	Required Tests	Sample Type	Matrix	Bottle Type	Preserve	Field Data (pH / Temperature) pH: Field Lab
EFF	10/18/21	11:40	1	pH, T.Res.Chlorine	Grab	AQ	500ml Plastic	4°C	
	"	"	1	Total Coliform, Fecal Coliform	Grab	AQ	Coli Bottle	4°C, ST	
Geotracker EDD:									
Logcode: IPCI									
Global ID: WDR100000359									

RECEIVED
OCT 18 2021
By

Signature	Print Name (Company)	Date	Time
Relinquished by	Golan IPC	10/18/21	12:12
Received by	Jonathan V.	10/18	12:12
Relinquished by	Jonathan V. (PCL)	10/18	14:18
Received by			
Relinquished by			
Received in lab by	OCT 18 2021		14:18

Sample Received Checklist

Temperature upon receipt: 4°C
# of bottles agrees with COC? (Yes) No
Samples intact? (Yes) No
Samples properly preserved? (Yes) No
Samples in holding time? (Yes) No

Compliance Monitor

Initial Flow _____
Final Flow _____

Sample Type
(Grab)
Comp

Matrix
(AQ) - Water
SO -Soil / Sludge
OT - Other

Bottle Type
(P) - Plastic
G - Amber Glass
VOA - 40 ml Vial
(Coli) - bacteria

Preservations
HC - HCl
HS - H_2SO_4
HN - HNO_3
HP - H_3PO_4
OH - NaOH
(ST) - Sodium Thiosulfate
AA - Ascorbic Acid
AI - $AlCl_3$
Cu - $CuSO_4$

Note: Samples are discarded 30 days after results are reported, unless other arrangements are made.

Rev 2 Effective 5/1/17

Pat-Chem Laboratories
1824 1st Street
San Fernando, CA 91340

CHAIN OF CUSTODY RECORD

Phone (818) 639-5300
Fax (818) 639-5306

Environmental Sample

Sample I.D.#: 21T0391

Customer:	IPC - Integrated Performance Consultants, Inc.	Project:	(MCC) Daily EFF
Address:	9297 Research Drive	Sampled by:	ERIC MORRIS
	Irvine CA 92618	Report Attention:	Ric Vardel / Golan Kfir
		P.O. #:	
		Phone #:	949-382-9067

Sample Description	Date Sampled	Time Sampled	# of bottles	Required Tests	Sample Type	Matrix	Bottle Type	Preserve	Field Data (pH / Temperature) pH: Field / Lab
EFF	10-19-21	11:25	1	pH, T.Res.Chlorine	Grab	AQ	500ml Plastic	4°C	7.0/20.2°C
	"	"	1	Total Coliform, Fecal Coliform	Grab	AQ	Coli Bottle	4°C, ST	

RECEIVED
OCT 19 2021
By

Geotracker EDD:
Logcode: IPCI
Global ID: WDR100000359

	Signature	Print Name (Company)	Date	Time
Relinquished by		E. MORRIS IPC	10-19-21	1129
Received by		Cindy MARIN	10-19-21	12:15
Relinquished by		Cindy Marin	10-19-21	4:00
Received by				
Relinquished by				
Received in lab by		OCT 19 2021		1400

Sample Received Checklist

Temperature upon receipt: 4°C

# of bottles agrees with COC?	Yes	No
Samples intact?	Yes	No
Samples properly preserved?	Yes	No
Samples in holding time?	Yes	No

Compliance Monitor

Initial Flow _____

Final Flow _____

Sample Type	Preservations
Grab	HC - HCl
Comp	HS - H_2SO_4
Matrix	HN - HNO_3
AQ - Water	HP - H_3PO_4
SO - Soil / Sludge	OH - NaOH
OT - Other	ST - Sodium Thiosulfate
Bottle Type	AA - Ascorbic Acid
P - Plastic	AI - $AlCl_3$
G - Amber Glass	Cu - $CuSO_4$
VOA - 40 ml Vial	
Coli - bacteria	

Note: Samples are discarded 30 days after results are reported, unless other arrangements are made.

PAT-CHEM LABORATORIES
QUALITY ANALYTICAL SERVICES SINCE 1987
1824 1st Street
San Fernando, CA 91340
(818) 639-5300 ph
(818) 639-5306 fx
pat-chem.com

Customer: **Integrated Performance Consultants, Inc.**
9297 Research Drive
Irvine CA, 92618

Attention: Ric Vardel
Report Date: 26-Oct-21 16:20
Subject: (MCC) Weekly INF

Project/P.O.#: (MCC) Weekly INF

Parameter	Method	QC Batch	RL	Prepared	Analyzed	Result	Notes
INF (Sample I.D.# : 21J0444-01) Collected: 19-Oct-21 By C.A of IPC							
Physical Properties							
Total Suspended Solids	SM2540D	AJ12144	1	21-Oct-21	22-Oct-21	**101 mg/l**	
Aggregate Organic Constituents							
Biochemical Oxygen Demand	SM 5210B	AJ12133	2	21-Oct-21	26-Oct-21	**409 mg/l**	

Notes and Definitions

RL Reporting Limit - The lowest amount of a constituent that can be reliably quantified and reported.

Respectfully Submitted,

Steve Jefferson 10/26/2021
Laboratory Director

Pat-Chem Laboratories
1824 1st Street
San Fernando, CA 91340

CHAIN OF CUSTODY RECORD

Phone (818) 639-5300
Fax (818) 639-5306

Environmental Sample

Sample I.D.#: 21JO444

Customer: IPC - Integrated Performance Consultants, Inc.		Project: (MCC) Weekly INF	
Address: 9297 Research Drive		Sampled by: Maria Aguirre	P.O. #:
Irvine	CA 92618	Report Attention: Ric Vardel / Golan Kfir	Phone #: 949-382-9067

Sample Description	Date Sampled	Time Sampled	# of bottles	Required Tests	Sample Type	Matrix	Bottle Type	Preserve	Field Data (pH / Temperature) pH: Field Lab
INF	10/19/21	0:00	1	TSS	Comp	AQ	1-Liter Plastic	4°C	
"	"	0:00	1	BOD	Comp	AQ	1-Liter Plastic	4°C	

RECEIVED
OCT 20 2021
By

Geotracker EDD:
Logcode: IPCI
Global ID: WDR100000359

Signature	Print Name . (Company)	Date	Time
Relinquished by	Maria Aguirre (IPC)	10/20/21	12:03
Received by	Jonathan V. (PCL)	10/20	1223
Relinquished by	Jonathan V. (PCL)	10/20	13:20
Received by			
Relinquished by			
Received in lab by		OCT 20 2021	1320

Sample Received Checklist

Temperature upon receipt: 4 °C

# of bottles agrees with COC?	Yes	No
Samples intact?	Yes	No
Samples properly preserved?	Yes	No
Samples in holding time?	Yes	No

Compliance Monitor

Initial Flow _____

Final Flow _____

Sample Type	Matrix	Bottle Type
Grab	AQ - Water	P - Plastic
Comp	SO - Soil / Sludge	G - Amber Glass
	OT - Other	VOA - 40 ml Vial
		Coli - bacteria

Preservations
HC - HCl
HS - H_2SO_4
HN - HNO_3
HP - H_3PO_4
OH - NaOH
ST - Sodium Thiosulfate
AA - Ascorbic Acid
AI - $AlCl_3$
Cu - $CuSO_4$

Note: Samples are discarded 30 days after results are reported, unless other arrangements are made.

Rev 2 Effective 5/1/17

PAT-CHEM LABORATORIES
QUALITY ANALYTICAL SERVICES SINCE 1987
1824 1st Street
San Fernando, CA 91340
(818) 639-5300 ph
(818) 639-5306 fx
pat-chem.com

Customer: **Integrated Performance Consultants, Inc.**
9297 Research Drive
Irvine CA, 92618

Attention: Ric Vardel
Report Date: 03-Nov-21 17:15
Subject: (MCC) Daily EFF

Project/P.O.#: (MCC) Daily EFF

Parameter	Method	QC Batch	RL	Prepared	Analyzed	Result	Notes
EFF (Sample I.D.# : 21J0437-01) Collected: 20-Oct-21 By MA of IPC							
Microbiological							
Fecal Coliforms	SM 9221E	AJ12027	1.8	20-Oct-21	22-Oct-21	**<1.8 MPN/100 ml**	
Total Coliforms	SM 9221B	AJ12027	1.8	20-Oct-21	22-Oct-21	**<1.8 MPN/100 ml**	
Inorganic Constituents							
pH	SM 4500H-B	AJ12137	0.1	20-Oct-21	20-Oct-21	**7.4 pH Units**	
Residual Chlorine	SM 4500Cl-G	AJ12147	0.05	21-Oct-21	21-Oct-21	**0.15 mg/l**	
EFF (Sample I.D.# : 21J0460-01) Collected: 21-Oct-21 By MA of IPC							
Microbiological							
Fecal Coliforms	SM 9221E	AJ12141	1.8	21-Oct-21	23-Oct-21	**<1.8 MPN/100 ml**	
Total Coliforms	SM 9221B	AJ12141	1.8	21-Oct-21	23-Oct-21	**<1.8 MPN/100 ml**	
Inorganic Constituents							
pH	SM 4500H-B	AJ12733	0.1	21-Oct-21	21-Oct-21	**7.4 pH Units**	
Residual Chlorine	SM 4500Cl-G	AJ12147	0.05	21-Oct-21	21-Oct-21	**0.12 mg/l**	
EFF (Sample I.D.# : 21J0480-01) Collected: 22-Oct-21 By GK of IPC							
Microbiological							
Fecal Coliforms	SM 9221E	AJ12242	1.8	22-Oct-21	24-Oct-21	**<1.8 MPN/100 ml**	
Total Coliforms	SM 9221B	AJ12242	1.8	22-Oct-21	24-Oct-21	**<1.8 MPN/100 ml**	
Inorganic Constituents							
pH	SM 4500H-B	AJ12733	0.1	22-Oct-21	22-Oct-21	**7.6 pH Units**	
Residual Chlorine	SM 4500Cl-G	AJ12457	0.05	24-Oct-21	24-Oct-21	**0.08 mg/l**	
EFF (Sample I.D.# : 21J0491-01) Collected: 23-Oct-21 By GK of IPC							
Microbiological							
Fecal Coliforms	SM 9221E	AJ12328	1.8	23-Oct-21	25-Oct-21	**<1.8 MPN/100 ml**	
Total Coliforms	SM 9221B	AJ12328	1.8	23-Oct-21	25-Oct-21	**<1.8 MPN/100 ml**	
Inorganic Constituents							
pH	SM 4500H-B	AJ12733	0.1	23-Oct-21	23-Oct-21	**7.5 pH Units**	
Residual Chlorine	SM 4500Cl-G	AJ12457	0.05	24-Oct-21	24-Oct-21	**<0.05 mg/l**	

Respectfully Submitted,

Steve Jefferson 11/3/2021
Laboratory Director

PAT-CHEM LABORATORIES
QUALITY ANALYTICAL SERVICES SINCE 1987
1824 1st Street
San Fernando, CA 91340
(818) 639-5300 ph
(818) 639-5306 fx
pat-chem.com

Customer: **Integrated Performance Consultants, Inc.**
9297 Research Drive
Irvine CA, 92618

Attention: Ric Vardel
Report Date: 03-Nov-21 17:15
Subject: (MCC) Daily EFF

Project/P.O.#: (MCC) Daily EFF

Parameter	Method	QC Batch	RL	Prepared	Analyzed	Result	Notes
EFF (Sample I.D.# : 21J0495-01) Collected: 24-Oct-21 By em of IPC							
Microbiological							
Fecal Coliforms	SM 9221E	AJ12452	1.8	24-Oct-21	26-Oct-21	**<1.8 MPN/100 ml**	
Total Coliforms	SM 9221B	AJ12452	1.8	24-Oct-21	26-Oct-21	**<1.8 MPN/100 ml**	
Inorganic Constituents							
pH	SM 4500H-B	AJ12733	0.1	24-Oct-21	24-Oct-21	**7.1 pH Units**	
Residual Chlorine	SM 4500Cl-G	AJ12457	0.05	24-Oct-21	24-Oct-21	**0.08 mg/l**	
EFF (Sample I.D.# : 21J0512-01) Collected: 25-Oct-21 By DH of IPC							
Microbiological							
Fecal Coliforms	SM 9221E	AJ12551	1.8	25-Oct-21	27-Oct-21	**<1.8 MPN/100 ml**	
Total Coliforms	SM 9221B	AJ12551	1.8	25-Oct-21	27-Oct-21	**<1.8 MPN/100 ml**	
Inorganic Constituents							
pH	SM 4500H-B	AJ12733	0.1	25-Oct-21	25-Oct-21	**7.4 pH Units**	
Residual Chlorine	SM 4500Cl-G	AJ12664	0.05	26-Oct-21	26-Oct-21	**0.07 mg/l**	
EFF (Sample I.D.# : 21J0563-01) Collected: 26-Oct-21 By EM of IPC							
Microbiological							
Fecal Coliforms	SM 9221E	AJ12661	1.8	26-Oct-21	28-Oct-21	**<1.8 MPN/100 ml**	
Total Coliforms	SM 9221B	AJ12661	1.8	26-Oct-21	28-Oct-21	**<1.8 MPN/100 ml**	
Inorganic Constituents							
pH	SM 4500H-B	AJ12733	0.1	27-Oct-21	27-Oct-21	**7.5 pH Units**	
Residual Chlorine	SM 4500Cl-G	AJ12664	0.05	26-Oct-21	26-Oct-21	**0.13 mg/l**	
EFF (Sample I.D.# : 21J0642-01) Collected: 27-Oct-21 By MA of IPC							
Microbiological							
Fecal Coliforms	SM 9221E	AJ12737	1.8	27-Oct-21	29-Oct-21	**<1.8 MPN/100 ml**	
Total Coliforms	SM 9221B	AJ12737	1.8	27-Oct-21	29-Oct-21	**<1.8 MPN/100 ml**	
Inorganic Constituents							
pH	SM 4500H-B	AK10145	0.1	27-Oct-21	27-Oct-21	**7.6 pH Units**	
Residual Chlorine	SM 4500Cl-G	AJ12841	0.05	28-Oct-21	28-Oct-21	**<0.05 mg/l**	

Respectfully Submitted,

Steve Jefferson 11/3/2021
Laboratory Director

PAT-CHEM LABORATORIES
QUALITY ANALYTICAL SERVICES SINCE 1987
1824 1st Street
San Fernando, CA 91340
(818) 639-5300 ph
(818) 639-5306 fx
pat-chem.com

Customer: **Integrated Performance Consultants, Inc.**
9297 Research Drive
Irvine CA, 92618

Attention: Ric Vardel
Report Date: 03-Nov-21 17:15
Subject: (MCC) Daily EFF

Project/P.O.#: (MCC) Daily EFF

Parameter	Method	QC Batch	RL	Prepared	Analyzed	Result	Notes
EFF (Sample I.D.# : 21J0683-01) Collected: 28-Oct-21 By EM of IPC							
Microbiological							
Fecal Coliforms	SM 9221E	AJ12837	1.8	28-Oct-21	30-Oct-21	**<1.8 MPN/100 ml**	
Total Coliforms	SM 9221B	AJ12837	1.8	28-Oct-21	30-Oct-21	**<1.8 MPN/100 ml**	
Inorganic Constituents							
pH	SM 4500H-B	AK10145	0.1	28-Oct-21	28-Oct-21	**7.5 pH Units**	
Residual Chlorine	SM 4500Cl-G	AJ12940	0.05	29-Oct-21	29-Oct-21	**<0.05 mg/l**	
EFF (Sample I.D.# : 21J0725-01) Collected: 29-Oct-21 By GK of IPC							
Microbiological							
Fecal Coliforms	SM 9221E	AJ12936	1.8	29-Oct-21	31-Oct-21	**<1.8 MPN/100 ml**	
Total Coliforms	SM 9221B	AJ12936	1.8	29-Oct-21	31-Oct-21	**<1.8 MPN/100 ml**	
Inorganic Constituents							
pH	SM 4500H-B	AK10145	0.1	29-Oct-21	29-Oct-21	**7.3 pH Units**	
Residual Chlorine	SM 4500Cl-G	AK10154	0.05	01-Nov-21	01-Nov-21	**0.13 mg/l**	

Notes and Definitions

RL Reporting Limit - The lowest amount of a constituent that can be reliably quantified and reported.

Respectfully Submitted,



Steve Jefferson 11/3/2021
Laboratory Director

Pat-Chem Laboratories
1824 1st Street
San Fernando, CA 91340

CHAIN OF CUSTODY RECORD

Phone (818) 639-5300
Fax (818) 639-5306

Environmental Sample

Sample I.D.#: 21J0437

Customer:	IPC - Integrated Performance Consultants, Inc.	Project: (MCC) Daily EFF	
Address:	9297 Research Drive	Sampled by: Marie Aguirre	P.O. #:
	Irvine CA 92618	Report Attention: Ric Vardel / Golan Kfir	Phone #: 949-382-9067

Sample Description	Date Sampled	Time Sampled	# of bottles	Required Tests	Sample Type	Matrix	Bottle Type	Preserve	Field Data (pH / Temperature) pH: Field Lab
EFF	10/20/21	12:00	1	pH, T.Res.Chlorine	Grab	AQ	500ml Plastic	4°C	
"	"	"	1	Total Coliform, Fecal Coliform	Grab	AQ	Coli Bottle	4°C, ST	

RECEIVED
OCT 20 2021
By

Geotracker EDD:
Logcode: IPCI
Global ID: WDR100000359

Signature	Print Name (Company)	Date	Time
Relinquished by	Marie Aguirre (IK)	10/20/21	12:03
Received by	Jonathan V. (PCL)	10/20	11:24
Relinquished by	Jonathan V. (PCL)	10/20	13:20
Received by			
Relinquished by			
Received in lab by		OCT 20 2021	1320

Sample Received Checklist

Temperature upon receipt: 4°C

# of bottles agrees with COC?	(Yes) No
Samples intact?	(Yes) No
Samples properly preserved?	(Yes) No
Samples in holding time?	(Yes) No

Compliance Monitor

Initial Flow _____

Final Flow _____

Sample Type	Matrix	Bottle Type
(Grab)	(AQ) - Water	(P) - Plastic
Comp	SO -Soil / Sludge	G - Amber Glass
	OT - Other	VOA - 40 ml Vial
		Coli - bacteria

Preservations	
HC - HCl	
HS - H_2SO_4	
HN - HNO_3	
HP - H_3PO_4	
OH - NaOH	
(ST) - Sodium Thiosulfate	
AA - Ascorbic Acid	
AI - $AlCl_3$	
Cu - $CuSO_4$	

Note: Samples are discarded 30 days after results are reported, unless other arrangements are made.

Rev 2 Effective 5/1/17

Pat-Chem Laboratories
1824 1st Street
San Fernando, CA 91340

CHAIN OF CUSTODY RECORD

Phone (818) 639-5300
Fax (818) 639-5306

Environmental Sample

Sample I.D.#: 21J0460

Customer:	IPC - Integrated Performance Consultants, Inc.	Project :	(MCC) Daily EFF
Address:	9297 Research Drive	Sampled by:	Golan Kfir
	Irvine CA 92618	Report Attention:	Ric Vardel / Golan Kfir
		P.O. #:	
		Phone #:	949-382-9067

Sample Description	Date Sampled	Time Sampled	# of bottles	Required Tests	Sample Type	Matrix	Bottle Type	Preserve	Field Data (pH / Temperature) pH: Field Lab
EFF	10/21/21	12:00	1	pH, T.Res.Chlorine	Grab	AQ	500ml Plastic	4°C	
	"	"	1	Total Coliform, Fecal Coliform	Grab	AQ	Coli Bottle	4°C, ST	

RECEIVED
OCT 21 2021
By

Geotracker EDD:
Logcode: IPCI
Global ID: WDR100000359

Signature	Print Name (Company)	Date	Time
Relinquished by: GK	Golan IPC	10/21/21	17:22
Received by:	Jonathan V. (PCL)	10/21/21	17:22
Relinquished by:	Jonathan V. (PCL)	10/21	14:50
Received by:			
Relinquished by:			
Received by lab by:	OCT 21 2021		14:50

Sample Received Checklist

Temperature upon receipt: 4°C

# of bottles agrees with COC?	Yes	No
Samples intact?	Yes	No
Samples properly preserved?	Yes	No
Samples in holding time?	Yes	No

Compliance Monitor

Initial Flow _____

Final Flow _____

Sample Type	Preservations
Grab	HC - HCl
Comp	HS - H_2SO_4
Matrix	HN - HNO_3
AQ - Water	HP - H_3PO_4
SO - Soil / Sludge	OH - NaOH
OT - Other	ST - Sodium Thiosulfate
Bottle Type	AA - Ascorbic Acid
P - Plastic	Al - $AlCl_3$
G - Amber Glass	Cu - $CuSO_4$
VOA - 40 ml Vial	
Coli - bacteria	

Note: Samples are discarded 30 days after results are reported, unless other arrangements are made.

Pat-Chem Laboratories
1824 1st Street
San Fernando, CA 91340

CHAIN OF CUSTODY RECORD

Phone (818) 639-5300
Fax (818) 639-5306

Environmental Sample

Sample I.D.#: _____

Customer: IPC - Integrated Performance Consultants, Inc.		Project: (MCC) Daily EFF	
Address: 9297 Research Drive		Sampled by: Jesus Avalos	P.O. #:
Irvine CA 92618		Report Attention: Ric Vardel / Golan Kfir	Phone #: 949-382-9067

Sample Description	Date Sampled	Time Sampled	# of bottles	Required Tests	Sample Type	Matrix	Bottle Type	Preserve	Field Data (pH / Temperature) pH: Field Lab
EFF	10/23/21	10:45	1	pH, T.Res.Chlorine	Grab	AQ	500ml Plastic	4°C	
"	"	"	1	Total Coliform, Fecal Coliform	Grab	AQ	Coli Bottle	4°C, ST	
Geotracker EDD:									
Logcode: IPCI									
Global ID: WDR100000359									

Signature	Print Name (Company)	Date	Time
Relinquished by: Jesus Avalos	Jesus Avalos (IPC)	10/23/21	10:50
Received by:	Richard Martinez PCL	10/25/21	1200
Relinquished by:			
Received by:			
Relinquished by:			
Received in lab by:	Richard Martinez PCL	10/26/21	1420

Note: Samples are discarded 30 days after results are reported, unless other arrangements are made.

Sample Received Checklist

Temperature upon receipt: 4°C

# of bottles agrees with COC?	Yes	No
Samples intact?	Yes	No
Samples properly preserved?	Yes	No
Samples in holding time?	Yes	No

Compliance Monitor

Initial Flow _____

Final Flow _____

Sample Type
Grab
Comp

Matrix
AQ - Water
SO -Soil / Sludge
OT - Other

Bottle Type
P - Plastic
G - Amber Glass
VOA - 40 ml Vial
Coli - bacteria

Preservations
HC - HCl
HS - H_2SO_4
HN - HNO_3
HP - H_3PO_4
OH - NaOH
ST - Sodium Thiosulfate
AA - Ascorbic Acid
AI - $AlCl_3$
Cu -$CuSO_4$

Rev 2 Effective 5/1/17

Pat-Chem Laboratories
1824 1st Street
San Fernando, CA 91340

CHAIN OF CUSTODY RECORD

Phone (818) 639-5300
Fax (818) 639-5306

Environmental Sample

Sample I.D.#: 21J495

Customer:	IPC - Integrated Performance Consultants, Inc.	Project:	(MCC) Daily EFF
Address:	9297 Research Drive	Sampled by:	P.O. #:
	Irvine CA 92618	Report Attention: Ric Vardel / Golan Kfir	Phone #: 949-382-9067

Sample Description	Date Sampled	Time Sampled	# of bottles	Required Tests	Sample Type	Matrix	Bottle Type	Preserve	Field Data (pH / Temperature) pH: (Field) Lab
EFF	10-24-21	950	1	pH, T.Res.Chlorine	Grab	AQ	500ml Plastic	4°C	7.1 / 19.5
	↓	↓	1	Total Coliform, Fecal Coliform	Grab	AQ	Coli Bottle	4°C, ST	

Geotracker EDD:
Logcode: IPCI
Global ID: WDR100000359

Signature	Print Name (Company)	Date	Time
Relinquished by: E. MORRIS	E. MORRIS IPC	10-24-21	1000
Received by: Juan V.	Juan V. (PCL)	10/24/21	10:40
Relinquished by:			
Received by:			
Relinquished by:			
Received in lab by: Juan V.	Juan Vasquez (PCL)	10/24/21	12:24

Sample Received Checklist

Temperature upon receipt:	4oC
# of bottles agrees with COC?	(Yes) No
Samples intact?	(Yes) No
Samples properly preserved?	(Yes) No
Samples in holding time?	(Yes) No

Compliance Monitor

Initial Flow _____

Final Flow _____

Sample Type	Preservations
Grab Comp	HC - HCl HS - H_2SO_4 HN - HNO_3 HP - H_3PO_4 OH - NaOH ST - Sodium Thiosulfate AA - Ascorbic Acid Al - $AlCl_3$ Cu - $CuSO_4$
Matrix AQ - Water SO - Soil / Sludge OT - Other	
Bottle Type P - Plastic G - Amber Glass VOA - 40 ml Vial Coli - bacteria	

Note: Samples are discarded 30 days after results are reported, unless other arrangements are made.

Pat-Chem Laboratories
1824 1st Street
San Fernando, CA 91340

CHAIN OF CUSTODY RECORD

Phone (818) 639-5300
Fax (818) 639-5306

Environmental Sample

Sample I.D.#: 21J0512

Customer:	IPC - Integrated Performance Consultants, Inc.	Project:	(MCC) Daily EFF
Address:	9297 Research Drive	Sampled by:	Daniel Huey
	Irvine CA 92618	Report Attention:	Ric Vardel / Golan Kfir
		P.O. #:	
		Phone #:	949-382-9067

Sample Description	Date Sampled	Time Sampled	# of bottles	Required Tests	Sample Type	Matrix	Bottle Type	Preserve	Field Data (pH / Temperature) pH: Field Lab
EFF	10/25/21	1110	1	pH, T.Res.Chlorine	Grab	AQ	500ml Plastic	4°C	
	11	11	1	Total Coliform, Fecal Coliform	Grab	AQ	Coli Bottle	4°C, ST	

RECEIVED
OCT 25 2021
By

Geotracker EDD:
Logcode: IPCI
Global ID: WDR100000359

	Signature	Print Name (Company)	Date	Time
Relinquished by	Daniel Huey	Daniel Huey (IPC)	10/25/21	1115
Received by		Jonathan V. PCL	10/25	12:07
Relinquished by		Jonathan V. (PCL)	10/25	13:40
Received by				
Relinquished by				
Received by		OCT 25 2021		1340

Sample Received Checklist

Temperature upon receipt: 4°C

# of bottles agrees with COC?	Yes	No
Samples intact?	Yes	No
Samples properly preserved?	Yes	No
Samples in holding time?	Yes	No

Compliance Monitor

Initial Flow _____

Final Flow _____

Sample Type	Matrix	Bottle Type
Grab	AQ - Water	P - Plastic
Comp	SO - Soil / Sludge	G - Amber Glass
	OT - Other	VOA - 40 ml Vial
		Coli - bacteria

Preservations
HC - HCl
HS - H_2SO_4
HN - HNO_3
HP - H_3PO_4
OH - NaOH
ST - Sodium Thiosulfate
AA - Ascorbic Acid
AI - $AlCl_3$
Cu - $CuSO_4$

Note: Samples are discarded 30 days after results are reported, unless other arrangements are made.

Rev 2 Effective 5/1/17

Pat-Chem Laboratories (PCL) Terms and Conditions

1. Definitions

2. Independent Contractor

3. Orders and Acceptance

4. Limit of Liability

PCL will perform the services in accordance with the normal standards of workmanship in the profession where applicable. PCL will use analytical methodologies which are in substantial conformity with the U.S. Environmental Protection Agency (EPA), CA Water Board (CLEAR), American Society for Testing and Materials (ASTM), Association of Official Analytical Chemists (AOAC), Standard Methods (SM) of the Examination of Water and Wastewater and/or other recognized methodologies. PCL reserves the right to deviate from these methodologies if necessary or appropriate due to the nature or composition of the samples or otherwise based on the reasonable judgement of PCL. Deviations, if any, will be made on a basis consistent with the recognized standards of the industry and/or PCL Standard Operating Procedures (SOP) and/or our QA/QC policies. The total liability of PCL, its officers, agents, employees or successors to the client arising out of or in connection with the services to be provided herein, shall not exceed the invoiced amount for said services. Client's acceptance of a work order and/or proposal releases PCL from any liability in excess of the invoiced amount for the services notwithstanding any provisions to the contrary in any client purchase orders or contracts.

5. Clients Responsibility

Unless PCL personnel performs the sampling, the client shall be responsible for the condition which the samples are collected and for conditions in and about the sampling site and for advising PCL of the same and all information required to enable PCL to perform its services safely and efficiently.

6. Cancellation

Client may cancel any order for services hereunder subject to payment for all services rendered and out-of-pocket expenses incurred up to the date of cancellation in accordance with the applicable Price Schedule.

7. Overriding Agreement

The parties agree that the Terms shall govern performance of Client's initial order and all subsequent orders for additional services, whether placed in writing or verbally, except to the extent the Terms are modified in writing and executed by an authorized representative of both parties.

8. Force Majeure

PCL shall not be responsible for delay or failure to perform the services pursuant to this agreement due to causes beyond its control.

9. Confidentiality

10. Hold Harmless

11. Hazardous Substances

Client agrees that all samples submitted to PCL by Client or on Client's behalf are not hazardous as defined by federal, state or local laws, rules or regulations, except as otherwise disclosed in writing to PCL prior to the performance of the services. Client further represents and warrants that it has complied with all applicable laws, rules and regulations with respect to the labeling, packaging, shipping and transportation of any samples submitted to PCL. Client agrees that PCL is not responsible for any costs, losses, damages, liabilities or expenses incurred by PCL in connection with the performance of services under this agreement, including, but not limited to, costs incurred by PCL for analysis, treatment, storage, handling, transportation, disposal or identification of any samples submitted by Client to PCL that are determined to be hazardous as defined by federal, state or local laws, rules or regulations. Client agrees to indemnify, defend and hold harmless PCL, its officers, agents, employees and subcontractors from and against any and all claims, demands, causes of action, damages, costs, expenses, losses or liabilities sustained or incurred by or asserted against PCL, its officers, agents, employees or subcontractors in connection with or arising out of any sample submitted to PCL by Client or on Client's behalf that is determined to be hazardous as defined by federal, state or local laws, rules or regulations, except as otherwise disclosed in writing to PCL prior to the performance of the services. Client's indemnification obligations under this paragraph shall survive the termination of this agreement.

Client acknowledges and agrees that any hazardous material received by PCL from Client or at Client's request shall remain the property of Client and that upon completion of PCL's services, PCL will dispose of all unused portions of samples as specified by Client or by PCL's QA/QC policies. In the event the client does not specify its preferred method of disposal, PCL will return to the client all unused samples which contain Hazardous Substances. PCL reserves the right to charge the client for the disposal of unused samples in accordance with PCL's current sample disposal policy. In addition, all samples received by PCL for analysis bacterial analysis, client will be charged a sample disposal fee, per sample submitted, in accordance with our QA/QC policies and procedures.

12. Prices/Payments

13. Agreement Modification

14. No Third Party Beneficiaries; No Right of Reliance

15. Rush Analysis

16. Holding Times

17. Sample Retention

All samples are retained for at least thirty (30) days after analysis has been completed. Regular storage for longer periods is by request only. Pre-authorized long term storage is subject to an additional charge. Samples will be discarded at the end of this period (longer storage time).

18. Sample Pick Up/Field Tech Sampling

All pick up/sampling fees have been noted on the fee schedule. Reasonable time has been allocated for each pick up or service. Unnecessary delays during the pick up or sampling, or per the agreed upon additional fee.

Pat-Chem Laboratories
1824 1st Street
San Fernando, CA 91340

CHAIN OF CUSTODY RECORD

Phone (818) 639-5300
Fax (818) 639-5306

Environmental Sample

Sample I.D.#: 21J0563

Customer:	IPC - Integrated Performance Consultants, Inc.	Project:	(MCC) Daily EFF
Address:	9297 Research Drive	Sampled by:	ERIC MORRIS
	Irvine CA 92618	Report Attention:	Ric Vardel / Golan Kfir
		P.O. #:	
		Phone #:	949-382-9067

Sample Description	Date Sampled	Time Sampled	# of bottles	Required Tests	Sample Type	Matrix	Bottle Type	Preserve	Field Data (pH / Temperature) pH: Field Lab
EFF	10-26-21	1103	1	pH, T.Res.Chlorine	Grab	AQ	500ml Plastic	4°C	
			1	Total Coliform, Fecal Coliform	Grab	AQ	Coli Bottle	4°C, ST	

RECEIVED
OCT 26 2021
By

Geotracker EDD:
Logcode: IPCI
Global ID: WDR100000359

	Signature	Print Name (Company)	Date	Time
Relinquished by		E. MORRIS IPC	10-26-21	1108
Received by		Richard M. IPC	10/26/21	1250
Relinquished by		Richard M.	10/26/21	1415
Received by				
Relinquished by				
Received in lab by			OCT 26 2021	1415

Sample Received Checklist

Temperature upon receipt: 4 °C

# of bottles agrees with COC?	(Yes)	No
Samples intact?	(Yes)	No
Samples properly preserved?	(Yes)	No
Samples in holding time?	(Yes)	No

Compliance Monitor

Initial Flow _____

Final Flow _____

Sample Type
(Grab)
Comp

Matrix
(AQ) - Water
SO -Soil / Sludge
OT - Other

Bottle Type
(P) - Plastic
G - Amber Glass
VOA - 40 ml Vial
(Coli) - bacteria

Preservations
HC - HCl
HS - H_2SO_4
HN - HNO_3
HP - H_3PO_4
OH - NaOH
(ST) - Sodium Thiosulfate
AA - Ascorbic Acid
AI - $AlCl_3$
Cu -$CuSO_4$

Note: Samples are discarded 30 days after results are reported, unless other arrangements are made.

Pat-Chem Laboratories (PCL) Terms and Conditions

1. Definitions

2. Independent Contractor

3. Orders and Acceptance

4. Limit of Liability

PCL will perform the services in accordance with the normal standards of workmanship in the profession where applicable, PCL will use analytical methodologies which are in substantial conformity with the U.S. Environmental Protection Agency (EPA), Ed Watchboard (ELAP), American Society for Testing and Materials (ASTM), Association of Official Analytical Chemists (AOAC) Standard Methods (SM) of the Examinations of Water and Wastewater and/or other recognized methodologies. PCL reserves the right to deviate from these methodologies if necessary or appropriate due to the nature of compositions of the samples or otherwise based on the reasonable judgement of PCL. Deviations, if any, will be made on a basis consistent with the recognized standards of the industry and/or PCL Standard Operating Procedures (SOP) and/or our QA/QC policies. The total liability of PCL, its officers, agents, employees or successors to the client, arising out of or in connection with the services to be provided herein, shall not exceed the invoiced amount for said services. Client's acceptance of a work order and/or proposal releases PCL from any liability in excess of the invoiced amount for the services notwithstanding any provisions to the contrary in any client purchase orders or contracts.

5. Clients Responsibility

Unless PCL personnel performs the sampling, the client shall be responsible for the condition which the samples are collected and for conditions in and about the sampling site and for advising PCL of the same and all information required to enable PCL to perform its services safely and efficiently.

6. Cancellation

Client may cancel any order for services hereunder subject to payment for all services rendered and out-of-pocket expenses incurred up to the date of cancellation in accordance with the applicable Price Schedule.

7. Overriding Agreement

The parties agree that the Terms shall govern performance of Client's initial order and all subsequent orders for additional services, whether placed in writing or verbally, except to the extent the Terms are modified in writing and executed by an authorized representative of both parties.

8. Force Majeure

PCL shall not be responsible for delay or failure to perform the services pursuant to this agreement due to causes beyond its control.

9. Confidentiality

10. Hold Harmless

11. Hazardous Substances

Material: Client understands and agrees that any hazardous materials received by PCL from client or at client's request shall remain the property of Client and that upon completion of PCL's services, PCL will dispose of all unused portions of samples as specified by client or by PCL's QA/QC policies. In the event the client does not specify its preferred method of disposal, PCL will return to the client all unused samples which contain Hazardous Materials. PCL reserves the right to charge the client for the disposal of unused samples in accordance with PCL's current sample disposal policy. In addition, all samples received by PCL for aerobic bacterial analysis, client will be charged a sample disposal fee, per sample submitted, in accordance with our QA/QC policies and procedures.

12. Terms/Payments

13. Agreement Modification

14. No Third Party Beneficiaries; No Right of Reliance

15. Rush Analysis

16. Holding Times

17. Sample Retention

18. Sample Pick Up/Field Tech Sampling

Pat-Chem Laboratories
1824 1st Street
San Fernando, CA 91340

CHAIN OF CUSTODY RECORD

Phone (818) 639-5300
Fax (818) 639-5306

Environmental Sample

Sample I.D.#: 21J0672

Customer: IPC - Integrated Performance Consultants, Inc.		**Project:** (MCC) Daily EFF	
Address: 9297 Research Drive		**Sampled by:** Mario Aguirre	**P.O. #:**
Irvine CA 92618		**Report Attention:** Ric Vaddel / Golan Kfir	**Phone #:** 949-382-9067

Sample Description	Date Sampled	Time Sampled	# of bottles	Required Tests	Sample Type	Matrix	Bottle Type	Preserve	Field Data (pH / Temperature) pH: Field Lab
EFF	10/27/21	11:48	1	pH, T.Res.Chlorine	Grab	AQ	500ml Plastic	4°C	7.57/20.4°C
"	"	"	1	Total Coliform, Fecal Coliform	Grab	AQ	Coli Bottle	4°C, ST	
Geotracker EDD:									
Logcode: IPCI									
Global ID: WDR100000359									

RECEIVED
OCT 27 2021
By

Signature	Print Name (Company)	Date	Time
Relinquished by	Mario Aguirre (IPC)	10/27/21	11:58
Received by	MARIO SANTIESTEBAN (PCL)	10/27/21	1400
Relinquished by	MARIO SANTIESTEBAN (PCL)	10/27/21	1555
Received by			
Relinquished by			
Received in lab by	OCT 27 2021		1555

Sample Received Checklist

Temperature upon receipt: 4°C
# of bottles agrees with COC? (Yes) No
Samples intact? (Yes) No
Samples properly preserved? (Yes) No
Samples in holding time? (Yes) No

Compliance Monitor

Initial Flow _____
Final Flow _____

Sample Type	Preservations
(Grab) Comp	HC - HCl
Matrix	HS - H_2SO_4
(AQ) - Water	HN - HNO_3
SO -Soil / Sludge	HP - H_3PO_4
OT - Other	OH - NaOH
Bottle Type	(ST) - Sodium Thiosulfate
(P) Plastic	AA - Ascorbic Acid
G - Amber Glass	Al - $AlCl_3$
VOA - 40 ml Vial	Cu -$CuSO_4$
(Coli) - bacteria	

Note: Samples are discarded 30 days after results are reported, unless other arrangements are made.

Rev 2 Effective 5/1/17

Pat-Chem Laboratories (PCL) Terms and Conditions

1. Definitions

"Terms and Conditions" means these Terms and conditions of sale, including the price schedule, and any attachments or amendments hereto which are agreed to in writing. "Client" means the individual or entity who may request laboratory services, including all sampling services and those its heirs, successors, assigns and representatives. "Price Schedule" means Pat-Chem Laboratories (PCL) standard price schedule, as such document may be amended or released from time to time by PCL.

2. Independent Contractor

PCL acts solely as an independent contractor in performing all services.

3. Orders and Acceptance

PCL offers and will accept orders for services (as defined herein) only under the following General Terms and Conditions (the "Terms"). These Terms shall not apply if PCL and the Client shall have executed a separate agreement in writing which does not incorporate the Terms. No modifications to the Terms shall be valid and binding unless in writing and signed by an authorized representative of the client and PCL.

The Client may place orders for services by submitting a written chain of custody (COC) to PCL. Any such order constitutes 1. an acceptance by the client of PCL's offer to do business with the client under the terms and conditions and 2. an agreement to be bound by these terms and conditions.

The Client's delivery of samples to PCL or initiation of consulting services constitutes the client's express assent to be governed by these terms and conditions. No additional or additional terms and conditions expressed in a client's document shall be deemed to become a part of the contract created upon acceptance of the terms and conditions.

For purpose of this agreement, "services" shall mean all work to be performed for the client, including provision of all equipment and materials to be furnished by PCL.

4. Limit of Liability

PCL will perform the services in accordance with the normal standards of workmanship in the profession. Where applicable, PCL will use analytical methodologies which are in substantial conformity with the U.S. Environmental Protection Agency (EPA), CA Waterboard (LEAP), American Society for Testing and Materials (ASTM), Association of Official Analytical Chemists (AOAC), Standard Methods (SM) of the Examination of Water and Wastewater and/or other recognized methodologies. PCL reserves the right to deviate from these methodologies if necessary or appropriate due to the nature or compositions of the samples or otherwise based on the reasonable judgement of PCL. Deviations, if any, will be made on a basis consistent with the recognized standards of the industry and/or PCL Standard Operating Procedures (SOP) and/or our QA/QC policies. The total liability of PCL, its officers, agents, employees or successors to the client, arising out of or in connection with the services to be provided herein, shall not exceed the invoiced amount for said services. Client's acceptance of a work order and /or proposal releases PCL from any liability in excess of the invoiced amount for the services notwithstanding any provisions to the contrary in any client purchase orders or contracts.

5. Clients Responsibility

Unless PCL personnel performs the sampling, the client shall be responsible for the condition which the samples are collected and for conditions in and about the sampling site and for advising PCL of the same and all information required to enable PCL to perform its services safely and efficiently.

6. Cancellation

Client may cancel any order for services hereunder subject to payment for all services rendered and out-of-pocket expenses incurred up to the date of cancellation in accordance with the applicable Price Schedule.

7. Overriding Agreement

The parties agree that the Terms shall govern performance of Client's initial order and all subsequent orders for additional services, whether placed in writing or verbally, except to the extent the Terms are modified in writing and executed by an authorized representative of both parties.

8. Force Majeure

PCL shall not be responsible for delay or failure to perform the services pursuant to this agreement due to causes beyond its control.

9. Confidentiality

Data and the sample materials provided by client or generated pursuant to the services performed by PCL shall be held in confidence (unless such information is generally available to the public or is the public domain or client has filed to pay PCL for all services rendered or is otherwise in breach of the agreement) subject to any disclosure required by law or for compliance. PCL shall use the same standard of care it uses in protecting its own confidential data and shall not be responsible for unauthorized disclosure of client data where such standard was observed. PCL reports and information provided thereby are for the exclusive use and benefit of client and the client hereby shall be the only third party to rely upon PCL reports, data or information. Client will not disclose any third party any proprietary information, technical information, software or programs of other third parties.

10. Hold Harmless

Client indicates and shall save, indemnify, defend and hold PCL, its employees, officers, directors, agents, affiliates, subsidiaries and parent companies from and against any and all liabilities, losses or damages, claims, demands, causes of action, suits and associated expenses, including, but not limited to, attorneys' fees (including those fees associated with in-house counsel of PCL or any third party as a result of, and/or in any way occurring incident to arising out of, or in connection with the performance of services by PCL pursuant to this agreement and/or classification, handling, or disposal of client's hazardous materials, 1. injury, disease or death of persons 2. loss of, damage to, loss of, or loss of use of property and/or 3. financial loss of every kind or character. This indemnity does not apply to any of the foregoing losses, costs, damages or liabilities caused solely by the gross negligence or willful misconduct of PCL or its employees. Further, this indemnity shall specifically apply to losses, claims damages, actions of every kind and character arising out of or in connection with the negligence or act or breach of contract by any Indemnified Person, whether actual or alleged, in the performance of services under this agreement. The foregoing indemnities will be in addition to any liability which the client might otherwise have to PCL and the other indemnified persons. To the extent expressly under applicable law, client agrees that its indemnification rights will be supported by available liability insurance coverage to be furnished by client, which insurance shall be to the maximum amounts permitted under applicable law. In no event shall PCL be liable to client for indirect, punitive, special, incidental or consequential damages including, without limitation, loss of profit or business interruption, litigation expenses or other fees (including, without limitation, attorney's fees, court costs, fees for pre or post judgment interest), or any other expenses or costs incurred by client or any other party in any litigation against or involving PCL or any indemnified person in connection with this agreement or all services provided under this agreement even if client is the prevailing party.

11. Hazardous Substances

For PCL to perform the services requested by client, client will provide and PCL will receive samples materials for analyses such as asbestos, polychlorinated biphenyls, bacteria or any other hazardous or toxic material, wastes and substances which are defined, determined or identified as such under federal, state or local laws, rules, PCL policies or regulations (whether now existing or hereafter enacted or promulgated or any judicial or administrative interpretation of any thereof (the "Hazardous Materials"). Client understands and agrees that any hazardous material received by PCL from client or at client's request shall remain the property of Client and that upon completion of PCL's services, PCL will dispose of all unused portions of samples as specified by client or by PCL's QA/QC policies. In the event the client does not specify its preferred method of disposal, PCL will return to the client all unused samples which contain Hazardous Materials. PCL reserves the right to charge the client for the disposal of unused samples in accordance with PCL's current sample disposal policy. In addition, all samples received by PCL for any/all bacterial analysis, client will be charged a sample disposal fee, per sample submitted, in accordance with our QA/QC policies and procedures.

12. Prices/Payments

Client shall pay PCL [illegible] in accordance with the price schedule in effect at the time the services are performed. PCL may change its price schedule from time to time with or without notice. Client shall pay PCL's invoices within thirty (30) days of the date of invoice. In the event payment of charges are not received within thirty (30) days after the date of invoice, PCL may, in addition to all other remedies available to it, charge interest on the unpaid balance at the rate of one and one-half percent (1.5%) per month or the highest rate permitted by law, whichever is less. Client shall pay reasonable attorney's fees and costs incurred by PCL in connection with collection of delinquent amounts.

13. Agreement Modification

Changes, modifications or amendments to the terms shall be effective only in writing and executed by authorized client and by authorized representative of PCL. Any subsequent orders for additional services shall not be binding.

14. No Third Party Beneficiaries: No Right of Reliance

PCL shall have no responsibility or liability for client's use of or reliance on data, information, or reports furnished by PCL. Client is receiving services hereunder for its own account, and not as agent or broker, or in any other representative capacity for any other person or entity. It is agreed and acknowledged that there are no third party beneficiaries to this agreement, and that no third party may rely on such data, information or reports. Client represents, warrants, and agrees that said data, information and reports are not requested, or shall be used to relay upon in connection with or as part of the purchase, sale, underwriting, or distribution of any securities, any periodic or other reporting to the owners of any security, the issuing, amendment, continuation or extension of any loan from any financial institution or other creditor, or the certification to or conformity with, directly or indirectly, any governmental agency or department.

15. Rush Analysis

Rush analyses are available for an additional charge and must be arranged in advance. If, for any subsequent reason, the rush turnaround time cannot be met, the normal price will apply.

16. Holding Times

PCL cannot be responsible for holding times that are exceeded because of samples received on Saturdays or weekends or after business hours or prior to receipt of notification and acceptance. Standard holding times, storage conditions should be reviewed prior to any samples being received by PCL. Any of the above can be provided to the client if requested. Most analytes with holding times of 14 days or less require samples to arrive within 96 hours to allow PCL to meet holding times without applying a rush surcharge. All short holding times, 2-7 days, samples must arrive at the laboratory 24 hours before expiration to insure that the holding times can be met. Short Holding Times of 48 hours or less (bacteria is 6 hours) must be delivered that same day to ensure to guarantee holding times are met. After hours, late delivery, freight company delays or similar issues are subject to additional rush fees and/or the inability to meet holding times. All holding times are in effect as of the publication date of this fee schedule and are subject to change without notice.

17. Sample Retention

All samples are retained for at least thirty (30) days after analysis has been completed. Sample storage for longer periods is by request only. Pre-arranged long term storage is subject to an additional charge. Samples will be discarded at the end of the pre-arranged storage time.

18. Sample Pick Up/Field Tech Sampling

All pick up/sampling fees have been notated on the fee schedule. Reasonable time has been allocated for each pick up or service. Unnecessary delays during the pick up or sampling, might be accessed an additional fee.

Pat-Chem Laboratories
1824 1st Street
San Fernando, CA 91340

CHAIN OF CUSTODY RECORD

Phone (818) 639-5300
Fax (818) 639-5306

Environmental Sample

Sample I.D.#: 21J0683

Customer:	IPC - Integrated Performance Consultants, Inc.	Project :	(MCC) Daily EFF
Address:	9297 Research Drive	Sampled by:	Eric Morris
	Irvine CA 92618	Report Attention:	Ric Vardel / Golan Kfir
		P.O. #:	
		Phone #:	949-382-9067

Sample Description	Date Sampled	Time Sampled	# of bottles	Required Tests	Sample Type	Matrix	Bottle Type	Preserve	Field Data (pH / Temperature) pH: Field Lab
EFF	10-28-21	1059	1	pH, T.Res.Chlorine	Grab	AQ	500ml Plastic	4°C	
	"	"	1	Total Coliform, Fecal Coliform	Grab	AQ	Coli Bottle	4°C, ST	

RECEIVED
OCT 28 2021
By

Geotracker EDD:
Logcode: IPCI
Global ID: WDR100000359

Signature	Print Name (Company)	Date	Time
Relinquished by	E. MORRIS IPC	10-28-21	1105
Received by	Richard Martinez GIL	10/28/21	1250
Relinquished by	Richard Martinez GIL	10/28/21	1630
Received by			
Relinquished by			
Received in lab by		OCT 28 2021	1630

Sample Received Checklist

Temperature upon receipt: 4 °C

# of bottles agrees with COC?	(Yes) No
Samples intact?	(Yes) No
Samples properly preserved?	(Yes) No
Samples in holding time?	(Yes) No

Compliance Monitor

Initial Flow _____

Final Flow _____

Sample Type	Preservations
(Grab)	HC - HCl
Comp	HS - H_2SO_4
Matrix	HN - HNO_3
(AQ) - Water	HP - H_3PO_4
SO -Soil / Sludge	OH - NaOH
OT - Other	(ST) - Sodium Thiosulfate
Bottle Type	AA - Ascorbic Acid
(P) - Plastic	Al - $AlCl_3$
G - Amber Glass	Cu -$CuSO_4$
VOA - 40 ml Vial	
(Coli) - bacteria	

Note: Samples are discarded 30 days after results are reported, unless other arrangements are made.

Pat-Chem Laboratories (PCL) Terms and Conditions

1. Definitions

2. Independent Contractor

3. Orders and Acceptance

4. Limit of Liability

5. Clients Responsibility

6. Cancellation

7. Overriding Agreement

8. Force Majeure

9. Confidentiality

10. Hold Harmless

11. Hazardous Substances

12. Price/Payments

13. Agreement Modification

14. No Third Party Beneficiaries; No Right of Reliance

15. Rush Analysis

16. Holding Times

17. Sample Retention

18. Sample Pick Up/Field Tech Sampling

Pat-Chem Laboratories
1824 1st Street
San Fernando, CA 91340

CHAIN OF CUSTODY RECORD

Phone (818) 639-5300
Fax (818) 639-5306

Environmental Sample

Sample I.D.#: 21J0725

Customer:	IPC - Integrated Performance Consultants, Inc.	Project :	(MCC) Daily EFF
Address:	9297 Research Drive	Sampled by:	Golan Kfir
	Irvine CA 92618	Report Attention:	Ric Vardel / Golan Kfir
		P.O. #:	
		Phone #:	949-382-9067

Sample Description	Date Sampled	Time Sampled	# of bottles	Required Tests	Sample Type	Matrix	Bottle Type	Preserve	Field Data (pH / Temperature) pH: Field Lab
EFF	10/29/21	12:25	1	pH, T.Res.Chlorine	Grab	AQ	500ml Plastic	4°C	
	"	"	1	Total Coliform, Fecal Coliform	Grab	AQ	Coli Bottle	4°C, ST	
Geotracker EDD:									
Logcode: IPCI									
Global ID: WDR100000359									

RECEIVED
OCT 29 2020
LAL
By

Signature	Print Name (Company)	Date	Time
Relinquished by	Golan IPC	10/29/21	1540
Received by	Richard Martinez PCL	10/29/21	1540
Relinquished by	Richard Martinez PCL	10/29/21	1730
Received by			
Relinquished by			
Received in lab by	OCT 29 2021		1730

Sample Received Checklist

Temperature upon receipt: 4°C

# of bottles agrees with COC?	Yes	No
Samples intact?	Yes	No
Samples properly preserved?	Yes	No
Samples in holding time?	Yes	No

Compliance Monitor

Initial Flow _____

Final Flow _____

Sample Type
Grab
Comp

Matrix
AQ - Water
SO -Soil / Sludge
OT - Other

Bottle Type
P - Plastic
G - Amber Glass
VOA - 40 ml Vial
Coli - bacteria

Preservations
HC - HCl
HS - H_2SO_4
HN - HNO_3
HP - H_3PO_4
OH - NaOH
ST - Sodium Thiosulfate
AA - Ascorbic Acid
AI - $AlCl_3$
Cu - $CuSO_4$

Note: Samples are discarded 30 days after results are reported, unless other arrangements are made.

Pat-Chem Laboratories (PCL) Terms and Conditions

1. Definitions

"Terms and Conditions" means these Terms and Conditions of Sale, including the price schedule, and any additional or supplemental terms which are agreed to in writing. "Client" means the individual or entity who may request laboratory services, including or sampling services and to whom bids, quotations, assignments and representations. "Price Schedule" means Pat-Chem's current price schedule that may be amended or replaced from time to time by PCL.

2. Independent Contractor

PCL acts solely as an independent contractor in performing its services.

3. Orders and Acceptance

PCL offers any and all services and facilities as defined herein exclusively under the following General Terms and Conditions (the "Terms"). The Terms shall not apply if PCL and the Client shall have executed a separate agreement in writing which does not incorporate the Terms. Any modifications to the Terms shall be valid and binding unless in writing and signed by an authorizing representative of the Client and PCL.

The Client's or order template submitted or a written claim of variance with PCL any such order constitutes Client's acceptance of the offer of PCL to do business with the Client under the Terms and conditions and Client's agreement to be bound by these terms and conditions.

The Client's delivery of samples to PCL or initiation of consulting services constitutes the client's express assent to be governed by these terms and conditions. No contrary or additional terms and conditions expressed in a client's document shall be deemed to become a part of the contract created upon acceptance of the terms and conditions.

For purpose of this Agreement, "services" shall mean all work to be performed for the client, including provision of all equipment and materials to be furnished by PCL.

4. Limit of Liability

PCL will perform the services in accordance with the normal standards of workmanship in the profession. Where applicable, PCL will use analytical methodologies which are in substantial conformity with the U.S. Environmental Protection Agency (EPA), EA Waterboard (LEAP), American Society for Testing and Materials (ASTM) Association of Official Analytical Chemists (AOAC), Standard Methods (SM) of the Examination of Water and Wastewater and/or other recognized methodologies. PCL reserves the right to deviate from these methodologies if necessary or appropriate due to the nature or compositions of the samples or otherwise based on the reasonable judgement of PCL. Deviations, if any, will be made on a basis consistent with the recognized standards of the industry and/or PCL Standard Operating Procedures (SOP) and/or the QA/QC policies. The total liability of PCL, its officers, agents, employees or successors to the client, arising out of or in connection with the services to be provided herein, shall not exceed the invoiced amount for said services. Client's acceptance of a work order and/or proposal releases PCL from any liability in excess of the invoiced amount for the services notwithstanding any provisions to the contrary in any client purchase orders or contracts.

5. Clients Responsibility

Unless PCL personnel performs the sampling, the client shall be responsible for the condition which the samples are collected and for conditions in and about the sampling site and for advising PCL of the same and all information required to enable PCL to perform its services safely and efficiently.

6. Cancellation

Client may cancel any order for services hereunder subject to payment for all services rendered and out-of-pocket expenses incurred up to the date of cancellation in accordance with the applicable Price Schedule.

7. Overriding Agreement

The parties agree that the Terms shall govern performance of Client's initial order and all subsequent orders for additional services, whether placed in writing or verbally, except to the extent the Terms are modified in writing and executed by an authorized representative of both parties.

8. Force Majeure

PCL shall not be responsible for delay or failure to perform the services pursuant to this agreement due to causes beyond its control.

9. Confidentiality

Data and the sample materials provided by client or on client's behalf and the results obtained by PCL shall be held in confidence (unless such information is generally available to the public or is the prior consent of client has filed to pay PCL for all services rendered or is otherwise in breach of the agreement) subject to any disclosure required by law or legal process. PCL shall use the same standard of care it uses in protecting its own confidential data and shall not be responsible for unauthorized interception of such data while such standard was observed. PCL reports and information provided thereto are for the exclusive use and benefit of client and for whom it is prepared. PCL shall not be liable for any third party's reliance on any report, data or information. Client agrees not to use any report, data or information in any manner, including reproduction, publication or other dissemination.

10. Hold Harmless

Client releases and shall save, indemnify, defend and hold PCL, its employees, officers, directors, agents, affiliates, subsidiaries and parent harmless from and against any and all liabilities, losses or damages, claims, demands, causes of action, suits and associated expenses including, but not limited to, attorneys' fees (the obligation if awarded and unless arising as a result of Client's or any third party's, as a result of, or in any way occurring incident to arising out of, or in connection with the performance of services by PCL pursuant to this agreement and/or transportation, handling or disposal of client's hazardous materials. I injury, (including death) of persons 2. LOSS of damage to, loss of, or loss of use of property and/or 3. Financial loss of every kind or character. This indemnity does not apply to any of the foregoing losses, costs, damages or liabilities caused solely by the gross negligence or willful misconduct of PCL or its employees. Further, this indemnity shall specifically apply to, inter alia, claims and causes of actions of every kind and character arising out of or in connection with the negligence (the breach of contract by any unidentified person, whether acts of or alleged, in the performance of services under this agreement. The foregoing indemnities will be in addition to any liability which the client might otherwise have. If PCL and the other indemnified persons, to the extent applicable under applicable law. Client agrees that its indemnity obligation will be supported by available liability insurance coverage to be furnished by client, which insurance shall be in the maximum amounts permitted under applicable law. In no event shall PCL be liable to client for indirect, punitive, special, incidental or consequential damages including, without limitation, loss of profit or business interruption (litigation expenses or other fees including, without limitation, attorney's fees, court costs, and /or pre or post-judgment interest), or any other expenses or costs incurred by client or any other party in any litigation against or involving PCL or any indemnified person in connection with this agreement or all services provided under this agreement except if client is the prevailing party.

11. Hazardous Substances

For PCL to perform the services requested by client, client will provide and PCL will receive samples materials for analyses such as asbestos, polychlorinated biphenyls, bacteria or any other hazardous or toxic material, wastes and substances which are defined, determined or identified as such under federal, state or local laws, rules, PCL policies or regulations (weather now existing or hereafter enacted or promulgated or any judicial or administrative interpretation of any thereof (the "Hazardous Materials"). Client understands and agrees that any hazardous material received by PCL from client or at client's request shall remain the property of Client and that upon completion of PCL's services, PCL will dispose of all unused portions of samples as specified by client or by PCL's QA/QC policies. In the event the client does not specify its preferred method of disposal, PCL will return to the client all unused samples which contain Hazardous Materials. PCL reserves the right to charge the client for the disposal of unused samples in accordance with PCL's current sample disposal policy. In addition, all samples received by PCL for any/all bacterial analysis, client will be charged a sample disposal fee, per sample submitted, in accordance with our QA/QC policies and procedures.

12. Prices/Payments

Client shall pay PCL in accordance with the applicable Price Schedule as modified from time to time by PCL upon written notice to client. Unless otherwise specified, all invoices are due and payable upon receipt. Payment is subject to credit approval by PCL. Client shall pay all charges for PCL's services within thirty (30) days of the date of invoice. In the event client disputes any portion of any invoice, client shall pay the undisputed portion of the invoice within such time and shall notify PCL in writing of the disputed portion within ten (10) days of receipt of the invoice. Client shall be responsible for all costs of collection, including reasonable attorneys' fees, incurred by PCL in connection with any delinquent account. Client shall pay interest on all delinquent amounts at the rate of 1.5% per month (or the maximum rate permitted by law, if less) from the date payment is due until paid in full. PCL may require payment in advance of the performance of services. PCL may withhold any reports or results from client if client is delinquent in payment of any amounts due to PCL. Client shall pay all costs of collection, including reasonable attorneys' fees, incurred by PCL in connection with any delinquent account.

13. Agreement Modification

No change, modification or amendment to this Agreement shall be effective unless executed in writing by an officer of PCL and the client. PCL shall not be bound by any client purchase orders or acknowledgments or similar documents.

14. No Third Party Beneficiaries: No Right of Reliance

PCL shall have no responsibility or liability for client's use of or reliance on data, information, or reports furnished by PCL. Client's consulting services hereunder for no case actions, and not as agent or broker, or in any other representative capacity for any other person or entity. It is agreed and acknowledged that there are no third party beneficiaries to this agreement, and that no third party may rely on such data, information or reports. Client represents, warrants, and agrees that said data, information and reports are not relied upon in connection with or as part of, the purchase, sale, underwriting, or distribution of any securities, any private or other offering of the shares of any security, the issuance, amendment, renewal or extension of any loan from any financial institution or other lender or the participation by client in connection with directly or indirectly, any governmental agency or department.

15. Rush Analysis

Rush analyses are available for an additional charge and must be arranged in advance. If for any (commercial) reason, the rush turnaround time cannot be met, the normal price will apply.

16. Holding Times

PCL cannot be responsible for holding times that are exceeded because samples that are delivered or weekends or after 2pm on weekdays, unless prior modification and acceptance. Unless specified by client, storage conditions (ambient or refrigerated) for PCL to maintain holding times of 15 days or less. Samples requiring analysis within 96 hours to all be PCL to meet holding times without applying a rush surcharge. All short holding times, 2-7 days, samples must arrive at the lab within 24 hours before expiration to ensure that the holding times can be met. Short Holding Times of 48 hours or less (bacteria is 6 hours) must be delivered that same day to enable to guarantee holding times are met. After hours, late delivery, freight company delays or similar issues are subject to additional rush fees and/or the inability to meet holding times. All holding times are in effect as of the publication date of this fee schedule and are subject to change without notice.

17. Sample Retention

All samples are retained for at least thirty (30) days after analysis has been completed. Sample storage for longer periods is by request only. Pre-arranged long term storage is subject to an additional charge. Samples will be discarded at the end of the pre-arranged storage time.

18. Sample Pick Up/Field Tech Sampling

All pick up/sampling fees have been notated on the fee schedule. Reasonable time has been allocated for each pick up or service. Unnecessary delays during the pick up or sampling, might be accessed an additional fee.

PAT-CHEM LABORATORIES
QUALITY ANALYTICAL SERVICES SINCE 1987
1824 1st Street
San Fernando, CA 91340
(818) 639-5300 ph
(818) 639-5306 fx
pat-chem.com

Customer: **Integrated Performance Consultants, Inc.**
9297 Research Drive
Irvine CA, 92618

Attention: Ric Vardel
Report Date: 26-Oct-21 16:23
Subject: (MCC) Weekly EFF

Project/P.O.#: (MCC) Weekly EFF

Parameter	Method	QC Batch	RL	Prepared	Analyzed	Result	Notes
EFF (Sample I.D.# : 21J0443-01) Collected: 20-Oct-21 By MA of IPC							
Physical Properties							
Total Suspended Solids	SM2540D	AJ12144	1	21-Oct-21	22-Oct-21	**<1 mg/l**	
Inorganic Constituents							
Ammonia as N	EPA 350.1	AJ12550	0.10	25-Oct-21	25-Oct-21	**0.31 mg/l**	
Nitrate as N	EPA 353.2	AJ12132	0.05	21-Oct-21	21-Oct-21	**0.26 mg/l**	
Nitrite as N	EPA 353.2	AJ12132	0.05	21-Oct-21	21-Oct-21	**<0.05 mg/l**	
Total Kjeldahl Nitrogen	EPA 351.2	AJ12129	0.10	21-Oct-21	22-Oct-21	**1.39 mg/l**	
EFF - Composite (Sample I.D.# : 21J0443-02) Collected: 19-Oct-21 By MA of IPC							
Aggregate Organic Constituents							
Biochemical Oxygen Demand	SM 5210B	AJ12133	2	21-Oct-21	26-Oct-21	**3 mg/l**	

Notes and Definitions

RL Reporting Limit - The lowest amount of a constituent that can be reliably quantified and reported.

Respectfully Submitted,



Steve Jefferson 10/26/2021
Laboratory Director

Pat-Chem Laboratories
1824 1st Street
San Fernando, CA 91340

CHAIN OF CUSTODY RECORD

Phone (818) 639-5300
Fax (818) 639-5306

Environmental Sample

Sample I.D.#: 21J0443

Customer:	IPC - Integrated Performance Consultants, Inc.	Project:	**(MCC)** Weekly **EFF**
Address:	9297 Research Drive	Sampled by:	Maric Aguirre
	Irvine CA 92618	Report Attention:	Ric Vardel / Golan Kfir
P.O. #:		Phone #:	949-382-9067

Sample Description	Date Sampled	Time Sampled	# of bottles	Required Tests	Sample Type	Matrix	Bottle Type	Preserve	Field Data (pH / Temperature) pH: Field Lab
EFF	10/20/21	~~11:55~~ ~~11:35~~ MA	1	TSS	Grab	AQ	1-Liter-Plastic	4°C	
			1	Ammonia, TKN	Grab	AQ	500ml Plastic	4°C	
			1	Nitrate, Nitrite	Grab	AQ	250ml Plastic	4°C	
	10/19/21	0:00	1	BOD	Comp	AQ	1-Liter-Plastic	4°C	

RECEIVED
OCT 20 2021
By

Geotracker EDD:
Logcode: IPCI
Global ID: WDR100000359

	Signature	Print Name (Company)	Date	Time
Relinquished by		Maric Aguirre (IPC)	10/20/21	12:03
Received by		Jonathan V (PCL)	10/20	12:23
Relinquished by		Jonathan V. (PCL)	10/20	13:20
Received by				
Relinquished by				
Received in lab by		OCT 20 2021		1320

Sample Received Checklist

Temperature upon receipt: 40

# of bottles agrees with COC?	Yes	No
Samples intact?	Yes	No
Samples properly preserved?	Yes	No
Samples in holding time?	Yes	No

Compliance Monitor

Initial Flow _____

Final Flow _____

Sample Type	Matrix	Bottle Type
Grab	AQ - Water	P - Plastic
Comp	SO - Soil / Sludge	G - Amber Glass
	OT - Other	VOA - 40 ml Vial
		Coli - bacteria

Preservations
HC - HCl
HS - H_2SO_4
HN - HNO_3
HP - H_3PO_4
OH - NaOH
ST - Sodium Thiosulfate
AA - Ascorbic Acid
Al - $AlCl_3$
Cu - $CuSO_4$

Note: Samples are discarded 30 days after results are reported, unless other arrangements are made.

Rev 2 Effective 5/1/17

PAT-CHEM LABORATORIES
QUALITY ANALYTICAL SERVICES SINCE 1987
1824 1st Street
San Fernando, CA 91340
(818) 639-5300 ph
(818) 639-5306 fx
pat-chem.com

Customer: **Integrated Performance Consultants, Inc.**
9297 Research Drive
Irvine CA, 92618

Attention: Ric Vardel
Report Date: 19-Nov-21 14:13
Subject: (MCC) Weekly INF

Project/P.O.#: (MCC) Weekly INF

Parameter	Method	QC Batch	RL	Prepared	Analyzed	Result	Notes
INF (Sample I.D.# : 21J0643-01) Collected: 26-Oct-21 By MA of IPC							
Physical Properties							
Total Suspended Solids	SM2540D	AJ12938	1	29-Oct-21	30-Oct-21	**200 mg/l**	
Aggregate Organic Constituents							
Biochemical Oxygen Demand	SM 5210B	AJ12829	2	28-Oct-21	02-Nov-21	**465 mg/l**	

Notes and Definitions

RL Reporting Limit - The lowest amount of a constituent that can be reliably quantified and reported.

Respectfully Submitted,



Steve Jefferson 11/19/2021
Laboratory Director

Pat-Chem Laboratories
1824 1st Street
San Fernando, CA 91340

CHAIN OF CUSTODY RECORD

Phone (818) 639-5300
Fax (818) 639-5306

Environmental Sample

Sample I.D.#: 21J0643

Customer: IPC - Integrated Performance Consultants, Inc.		**Project:** (MCC) Weekly INF	
Address: 9297 Research Drive		**Sampled by:** Mario Aguirre	**P.O. #:**
Irvine CA 92618		**Report Attention:** Ric Vardel / Golan Kfir	**Phone #:** 949-382-9067

Sample Description	Date Sampled	Time Sampled	# of bottles	Required Tests	Sample Type	Matrix	Bottle Type	Preserve	Field Data (pH / Temperature) pH: Field Lab
INF	10/26/21	0:00	1	TSS	Comp	AQ	1-Liter Plastic	4°C	
"	"	"	1	BOD	Comp	AQ	1-Liter Plastic	4°C	
Geotracker EDD:									
Logcode: IPCI									
Global ID: WDR100000359									

RECEIVED
OCT 27 2021
By

Signature	Print Name (Company)	Date	Time
Relinquished by	Mario Aguirre (IPC)	10/27/21	11:58
Received by	MARIO SANTIESTEBAN (PCL)	10/27/21	1400
Relinquished by	MARIO SANTIESTEBAN (PCL)	10/27/21	1555
Received by			
Relinquished by			
Received in lab by	OCT 27 2021		1555

Sample Received Checklist

Temperature upon receipt: 4°C
# of bottles agrees with COC? (Yes) No
Samples intact? (Yes) No
Samples properly preserved? (Yes) No
Samples in holding time? (Yes) No

Compliance Monitor

Initial Flow _____
Final Flow _____

Sample Type
(Grab)
(Comp)

Matrix
(AQ) - Water
SO -Soil / Sludge
OT - Other

Bottle Type
(P) - Plastic
G - Amber Glass
VOA - 40 ml Vial
Coli - bacteria

Preservations
HC - HCl
HS - H_2SO_4
HN - HNO_3
HP - H_3PO_4
OH - NaOH
ST - Sodium Thiosulfate
AA - Ascorbic Acid
AI - $AlCl_3$
Cu - $CuSO_4$

Note: Samples are discarded 30 days after results are reported, unless other arrangements are made.

Pat-Chem Laboratories (PCL) Terms and Conditions

1. Definitions

"Terms and Conditions" means these Terms and Conditions of sale, including the price schedule, and any additions or amendments hereto which are agreed to in writing. "Client" means the individual or entity who may request laboratory services, consulting or sampling services and includes heirs, successors, assigns and representatives. "Price Schedule" means Pat-Chem Laboratories (PCL) standard price schedule as such document may be amended or revised from time to time by PCL.

2. Independent Contractor

PCL acts solely as an independent contractor in performing all services.

3. Orders and Acceptance

PCL offers and will accept orders for services (as defined herein) only under the following General Terms and Conditions (the "Terms"). These Terms shall not apply if PCL and the Client shall have executed a separate agreement in writing which does not incorporate the Terms. No modifications to the Terms shall be valid and binding unless in writing and signed by an authorized representative of the client and PCL.

The client may order services by submitting a written Chain of Custody (COC) to PCL. Any such order constitutes 1. an acceptance by the client of PCL's offer to do business with the client under the terms and condition and 2. an agreement to be bound by these terms and conditions. The Client's delivery of samples to PCL or initiation of consulting services constitutes the client's express assent to be governed by these terms and conditions. No contrary or additional terms and conditions expressed in a client's document shall be deemed to become a part of the contract created upon acceptance of the terms and conditions.

For purpose of this agreement, "services" shall mean all work to be performed for the client, including provision of all equipment and materials to be furnished by PCL.

4. Limit of Liability

PCL will perform the services in accordance with the normal standards of workmanship in the profession. Where applicable, PCL will use analytical methodologies which are in substantial conformity with the U.S. Environmental Protection Agency (EPA), CA Waterboard (CalEPA), American Society for Testing and Materials (ASTM), Association of Official Analytical Chemists (AOAC), Standard Methods (SM) of the Examination of Water and Wastewater and/or other recognized methodologies. PCL reserves the right to deviate from these methodologies if necessary or appropriate due to the nature or compositions of the samples or otherwise based on the reasonable judgement of PCL. Deviations, if any, will be made on a basis consistent with the recognized standards of the industry and/or PCL Standard Operating Procedures (SOP) and/or our QA/QC policies. The total liability of PCL, its officers, agents, employees or successors to the client, arising out of or in connection with the services to be provided hereon, shall not exceed the invoiced amount for said services. Client's acceptance of a work order and/or proposal releases PCL from any liability in excess of the invoiced amount for the services notwithstanding any provisions to the contrary in any client purchase orders or contracts.

5. Clients Responsibility

Unless PCL personnel performs the sampling, the client shall be responsible for the condition which the samples are collected and for conditions in and about the sampling site and for advising PCL of the same and all information required to enable PCL to perform its services safely and efficiently.

6. Cancellation

Client may cancel any order for services hereunder subject to payment for all services rendered and out-of-pocket expenses incurred up to the date of cancellation in accordance with the applicable Price Schedule.

7. Overriding Agreement

The parties agree that the Terms shall govern performance of Client's initial order and all subsequent orders for additional services, whether placed in writing or verbally, except to the extent the Terms are modified in writing and executed by an authorized representative of both parties.

8. Force Majeure

PCL shall not be responsible for delay or failure to perform the services pursuant to this agreement due to causes beyond its control.

9. Confidentiality

Data and the sample materials provided by client or at client's request and the results obtained by PCL shall be held in confidence (unless such information is generally available to the public or in the public domain or client has filed to pay PCL for all services rendered or is otherwise in breach of the agreement) subject to any disclosure required by law or legal process. PCL shall use the same standard of care it uses in protecting its own confidential data and shall not be responsible for unauthorized disclosure of said data where such standard was observed. PCL reports and information provided thereto are for the exclusive use and benefit of client and client agrees there shall be no third party beneficiary of such reports, data or information. Client will not disclose to any third party any information concerning technical information, software programs or other formulations.

10. Hold Harmless

Client releases and shall save, indemnify, defend and hold PCL, its employees, officers, directors, agents, affiliates, subsidiaries and parent harmless from and against any and all liabilities, losses or damages, claims, demands, causes of action, suits and associated expenses including, but not limited to all court fees (the Litigation Expenses) and awards arising in favor of Client or any third party as a result of, and/or in any way occurring incident to arising out of, or in connection with the performance of services by PCL pursuant to this agreement and/or transportation, handling or disposal of client's hazardous materials. 1. Illness, disease or death of persons 2. Loss of, damage to, loss of, or loss of use of property and/or 3. Financial loss of every kind of character. This indemnity does not apply to any of the foregoing losses, costs, damages, or injuries caused solely by the gross negligence or willful misconduct of PCL or its employees. Further, the indemnity shall specifically apply to losses, claims, damages, actions of every kind and character arising out of or in connection with the negligence of or breach of contract by any indemnified Person, whether actual or alleged, in the performance of services under this agreement. The foregoing indemnities will be in addition to any liability which the client might otherwise have in PCL and the other Indemnified Persons. To the extent necessary under applicable law, client agrees that its indemnity obligation will be supported by available liability insurance coverage to be furnished by client, which insurance shall be in the maximum amounts permitted under applicable law. In no event shall PCL be liable to client for indirect, punitive, special, incidental or consequential damages including, without limitation, loss of profit or business interruptions. Litigation Expenses or other fees (including, without limitation, attorney's fees, court costs, and/or pre or post-judgment interest), or any other expenses or costs incurred by client or any other party in any litigation, agents or employing PCL or any indemnified person in connection with this agreement or all services provided under this agreement even if client is the prevailing party.

11. Hazardous Substances

For PCL to perform the services requested by Client, client will provide and PCL will receive samples or materials for analyses such as asbestos, polychlorinated biphenyls, bacteria or any other hazardous or toxic material, wastes and substances which are defined, determined or identified as such under federal, state or local laws, rules, PCL policies or regulations (whether now existing or hereafter enacted or promulgated or any judicial or administrative interpretation of any thereof) the "Hazardous Materials") Client understands and agrees that any hazardous material received by PCL from client or at client's request shall remain the property of Client and that upon completion of PCL's services, PCL will dispose of all unused portions of samples as specified by client or by PCL's QA/QC policies. In the event the client does not specify its preferred method of disposal, PCL will return to the client all unused samples which contain Hazardous Materials. PCL reserves the right to charge the client for the disposal of unused samples in accordance with PCL's current sample disposal policy. In addition, all samples received by PCL for any/all bacterial analysis, client will be charged a sample disposal fee, per sample submitted, in accordance with our QA/QC policies and procedures.

12. Prices/Payments

Client shall pay PCL in accordance with PCL's applicable price schedule in effect at the time of operation on the date the services were rendered or with prices quoted and later confirmed in writing. The price schedule is subject to change at any time without notice. Payment in advance or when analysis is completed is required for all new clients or until a history of payment and/or credit account has been established with PCL. For those clients with an established credit account, the terms for payment of charges are NET CASH within thirty (30) days from date of invoices. To the fullest extent permitted by at any applicable law, any amount unpaid at the end of thirty (30) days is subject to interest at the lesser of the maximum rate permitted by law or one and one-half percent (1.5%) per month on the unpaid balance. If unpaid amounts are collected through legal proceedings or by an attorney, the client shall pay reasonable costs and attorney's fees or agents' fees associated with such collection procedure or efforts.

13. Agreement Modification

Changes, modifications or amendments to the terms shall be effective only in writing and executed by an officer of PCL and by clients authorized representative, except that subsequent orders for additional services may be verbal or in writing.

14. No Third Party Beneficiaries: No Right of Reliance

PCL shall have no responsibility or liability for client's use of or reliance on data, information, or reports furnished by PCL. Client is securing services hereunder for his own account, and not as agent or broker, or in any other representative capacity for any other person or entity. It is agreed and acknowledged that there are no third party beneficiaries to this agreement, and that no third party may rely on such data, information or reports. Client represents, warrants, and agrees that said data, information and reports are not requested, or shall be used in any manner in connection with or as part of, the purchase, sale, underwriting, or distribution of any securities, any private or other reporting to the holders of any security, the securing, amendment, renewal, or extension of any loan from any financial institution or other lender or the certification to or contracting with, directly or indirectly, any governmental agency or department.

15. Rush Analysis

Rush analyses are available for an additional charge and must be arranged in advance. If, for any unforeseen reason, the rush turnaround time cannot be met, the normal price will apply.

16. Holding Times

PCL cannot be responsible for holding times that are exceeded because of samples that are delivered on weekends or after 5pm on weekdays without prior notification and acceptance. Standard holding times and storage conditions should be reviewed prior to any samples being received by PCL. A list of holding times can be provided to the client if requested. All analytes with holding times of 14 days or less, samples must arrive within 96 hours to allow PCL to meet holding times without applying a rush surcharge. All short holding times, 0-7 days, samples must arrive at the lab within 24 hours before we can know to inquire that the holding times can be met. Short Holding Times of 48 hours or less (acetone is 6 hours) must be delivered that same day in order to guarantee holding times are met. After hours, late delivery, freight company delays or similar issues are subject to additional rush fees and/or the inability to meet holding times. All holding times are in effect as of the publication date of this fee schedule and are subject to change without notice.

17. Sample Retention

All samples are retained for at least thirty (30) days after an event has been completed. Sample storage for longer periods is by request only, pre-arranged long term storage is subject to an additional charge. Samples will be discarded at the end of the pre-arranged storage time.

18. Sample Pick Up/Field Tech Sampling

All pick up/sampling fees have been listed on the fee schedule. Reasonable time has been allocated for each pick up or service. Unnecessary delays during the pick up or sampling might be accessed an additional fee.

PAT-CHEM LABORATORIES
QUALITY ANALYTICAL SERVICES SINCE 1987
1824 1st Street
San Fernando, CA 91340
(818) 639-5300 ph
(818) 639-5306 fx
pat-chem.com

Customer: **Integrated Performance Consultants, Inc.**
9297 Research Drive
Irvine CA, 92618

Attention: Ric Vardel
Report Date: 19-Nov-21 13:59
Subject: (MCC) Weekly EFF

Project/P.O.#: (MCC) Weekly EFF

Parameter	Method	QC Batch	RL	Prepared	Analyzed	Result	Notes
EFF (Sample I.D.# : 21J0644-01) Collected: 27-Oct-21 By MA of IPC							
Physical Properties							
Total Suspended Solids	SM2540D	AJ12843	1	28-Oct-21	29-Oct-21	**<1 mg/l**	
Inorganic Constituents							
Ammonia as N	EPA 350.1	AK10146	0.10	01-Nov-21	01-Nov-21	**0.38 mg/l**	
Nitrate as N	EPA 353.2	AJ12836	0.05	28-Oct-21	29-Oct-21	**1.31 mg/l**	
Nitrite as N	EPA 353.2	AJ12836	0.05	28-Oct-21	29-Oct-21	**<0.05 mg/l**	
Total Kjeldahl Nitrogen	EPA 351.2	AJ12927	0.10	29-Oct-21	30-Oct-21	**0.49 mg/l**	
EFF (Sample I.D.# : 21J0644-02) Collected: 26-Oct-21 By MA of IPC							
Aggregate Organic Constituents							
Biochemical Oxygen Demand	SM 5210B	AJ12829	2	28-Oct-21	02-Nov-21	**5 mg/l**	

Notes and Definitions

RL Reporting Limit - The lowest amount of a constituent that can be reliably quantified and reported.

Respectfully Submitted,

Steve Jefferson 11/19/2021
Laboratory Director

Pat-Chem Laboratories
1824 1st Street
San Fernando, CA 91340

CHAIN OF CUSTODY RECORD

Phone (818) 639-5300
Fax (818) 639-5306

Environmental Sample

Sample I.D.#: 21J0644

Customer:	IPC - Integrated Performance Consultants, Inc.	Project :	**(MCC)** Weekly **EFF**
Address:	9297 Research Drive	Sampled by:	Mario Aguirre
	Irvine CA 92618	Report Attention:	Ric Vardel / Golan Kfir
		P.O. #:	
		Phone #:	949-382-9067

Sample Description	Date Sampled	Time Sampled	# of bottles	Required Tests	Sample Type	Matrix	Bottle Type	Preserve	Field Data (pH / Temperature) pH: Field Lab
EFF	10/27/21	11:53	1	TSS	Grab	AQ	1-Liter-Plastic	4°C	
"	"	"	1	Ammonia, TKN	Grab	AQ	500ml Plastic	4°C	
"	"	"	1	Nitrate, Nitrite	Grab	AQ	250ml Plastic	4°C	
"	10/26/21	0:00	1	BOD	Comp	AQ	1-Liter-Plastic	4°C	

RECEIVED
OCT 27 2021
By

Geotracker EDD:
Logcode: IPCI
Global ID: WDR100000359

	Signature	Print Name (Company)	Date	Time
Relinquished by		Mario Aguirre (IPC)	10/27/21	11:58
Received by		MARIO SANTIESTEBAN (PCL)	10/27/21	14 00
Relinquished by		MARIO SANTIESTEBAN (PCL)	10/27/21	1555
Received by				
Relinquished by				
Received in lab by			OCT 27 2021	1555

Sample Received Checklist

Temperature upon receipt: 4°C

# of bottles agrees with COC?	Yes	No
Samples intact?	Yes	No
Samples properly preserved?	Yes	No
Samples in holding time?	Yes	No

Compliance Monitor

Initial Flow _____

Final Flow _____

Sample Type
Grab
Comp

Matrix
AQ - Water
SO -Soil / Sludge
OT - Other

Bottle Type
P - Plastic
G - Amber Glass
VOA - 40 ml Vial
Coli - bacteria

Preservations
HC - HCl
HS - H_2SO_4
HN - HNO_3
HP - H_3PO_4
OH - NaOH
ST - Sodium Thiosulfate
AA - Ascorbic Acid
AI - $AlCl_3$
Cu - $CuSO_4$

Note: Samples are discarded 30 days after results are reported, unless other arrangements are made.

Pat-Chem Laboratories (PCL) Terms and Conditions

1. Definitions

"Terms and Conditions" means these Terms and Conditions of Sale, including the price schedule, and any addenda or amendments hereto which are agreed to in writing. "Client" means the individual or entity who may request laboratory services, consulting or sampling services and his or its heirs, successors, assigns and representatives. "Price Schedule" means Pat Chem Laboratories (PCL) standard price schedule as such document may be amended or revised from time to time by PCL.

2. Independent Contractor

PCL acts solely as an independent contractor in performing all services.

3. Orders and Acceptance

PCL offers and will accept orders for services (as defined herein) only under the following terms or terms with a Conditions (the "Terms"). These Terms shall not apply if PCL and the Client shall have executed a separate agreement in writing which does not incorporate the Terms. No modifications to the Terms shall be valid and binding unless in writing and signed by an authorized representative of the client and PCL.

The client may order services by submitting a written Chain of custody (COC) to PCL. Any such order constitutes an acceptance by the client of PCL's offer to do business with the client under the terms and conditions and as an agreement to be bound by these terms and conditions.

The Client's delivery of samples to PCL or initiation of consulting services constitutes the client's express assent to be governed by these terms and conditions. No contrary or additional terms and conditions expressed in a client's document shall be deemed to become a part of the contract created upon acceptance of the terms and conditions.

For purpose of this agreement, "Services" shall mean all work to be performed for the client, including provision of all equipment and materials to be furnished by PCL.

4. Limit of Liability

PCL will perform the services in accordance with the normal standards of laboratory practice in the profession. Where applicable, PCL will use analytical methodology as will be in substantial conformity with the U.S. Environmental Protection Agency (EPA), CA Waterboard (ELAP), American Society for Testing and Materials (ASTM), Association of Official Analytical Chemists (AOAC), Standard Methods (SM) of the Examination of Water and Wastewater and/or other recognized methodologies. PCL reserves the right to deviate from these method stages if necessary or appropriate due to the nature or compositions of the samples or otherwise based on the reasonable judgement of PCL. Decisions, if any, will be made on a basis consistent with the recognized standards of the industry and/or PCL Standard Operating Procedures (SOP) and/or our QA/QC policies. The total liability of PCL, its officers, agents, employees or successors to the client, arising out of or in connection with the services to be provided herein, shall not exceed the invoiced amount for said services. Client's acceptance of a work order and any proposal releases PCL from any liability in excess of the invoiced amount for the services notwithstanding any provisions to the contrary in any client purchase orders or contracts.

5. Clients Responsibility

Unless PCL personnel performs the sampling, the client shall be responsible for the condition which the samples are collected and the conditions in and about the sampling site and for advising PCL of the same and all information required to enable PCL to perform its services safely and efficiently.

6. Cancellation

Client may cancel any order for services hereunder subject to payment for all services rendered and out-of-pocket expenses incurred up to the date of cancellation in accordance with the applicable Price Schedule.

7. Overriding Agreement

The parties agree that the Terms shall govern performance of Client's initial order and all subsequent orders for additional services, whether placed in writing or verbally except to the extent the Terms are modified in writing and executed by an authorized representative of both parties.

8. Force Majeure

PCL shall not be responsible for delay or failure to perform the services pursuant to this agreement due to causes beyond its control.

9. Confidentiality

Data and the sample materials provided by client or at client's request and the results obtained by PCL shall be held in confidence (unless such information is generally available to the public or in the public domain or client has failed to pay PCL for all services rendered or is otherwise in breach of the agreement) subject to any disclosure required by law or legal process. PCL shall use the same standard of care it uses to protect its own confidential data and shall not use responsible for unauthorized disclosure of such data where such standard was observed. PCL reports and information provided thereto are for the exclusive use and benefit of client and client agrees there shall be no third party beneficiary of such reports, data or information. Client will not disclose to any third party any information concerning testing, information, or the programs of other consultants.

10. Hold Harmless

Client agrees and shall save, indemnify, defend and hold PCL, its employees, officers, directors, agents, affiliates, subsidiaries and parent harmless from and against any and all liabilities, losses or damages, claims, demands, causes of action, suits and expenses of every kind and nature, including but not limited to all court fees and litigation costs and expenses arising or based on any third party as a result of, and/or in any way relating, directly or indirectly, in connection with the performance of services by PCL pursuant to this agreement and/or the consultation for filing or disposal of Client's hazardous materials, injury, disease or death of persons or animals, damage to, loss of, or loss of use of property and/or any consequential loss of every kind of character. This indemnity does not apply to any of the foregoing claims, costs, demands or liability caused solely by the gross negligence or willful misconduct of PCL or its employees. To that end, this indemnity shall specifically apply to claims, liability and expenses of every kind and character, arising out of and in connection with the negligence of any kind of PCL and by any subcontractor thereof, whether actual or alleged, in the performance of services under this agreement. The foregoing indemnities are given in addition to any liability which the client may otherwise have to PCL and the other indemnified persons. To the extent necessary under applicable law, client agrees that its indemnity obligations will be satisfied by available client insurance coverage to be furnished to PCL, which insurance shall provide the maximum amount as permitted under applicable law. In no event shall PCL be liable to client for indirect, punitive, special, incidental or consequential damages (including, without limitation, loss of profits or business interruption) litigation expenses or other fees (including, without limitation, attorneys' fees, court costs, filing fee or post judgment interest), or any other expenses or costs incurred by client or any other party or any litigation against or involving PCL unless indemnified pursuant or connection with this agreement, or as expressly provided within this agreement. Client is the prevailing party.

11. Hazardous Substances

For PCL to perform the services requested by client, client will provide and PCL will receive samples in order for analyses such as asbestos, polychlorinated biphenyls, bacteria or any other hazardous or toxic material, wastes and substances which are defined, delineated or identified as such under federal, state or local laws, rules, PCL policies or regulations (collectively "Hazardous Materials"). Client will dispose of all unused portions of samples as specified by law or by PCL's QA/QC policies. In the event the client does not specify, PCL shall use standard method of disposal. PCL will return to the client all unused samples which contain Hazardous Materials. PCL reserves the right to charge the client for the disposal of unused samples in accordance with PCL's current sample disposal policy. In addition, all samples received by PCL for any/all bacterial analysis, client will be charged a sample disposal fee, per sample submitted, in accordance with our QA/QC policies and procedures.

12. Prices/Payments

Client shall pay PCL in accordance with PCL's applicable price schedule in effect at the time of operations on the date the services were rendered or with prices quoted and fixed confirmed in writing. The price schedule is subject to change at any time without notice. Payment is due as soon as work analysis is completed is required for all new clients or until a history of payment and/or credit acceptance has been established with PCL. For those clients with an established credit account, the terms for payment of charges are NET CASH within thirty (30) days from date of invoice. To the fullest extent permitted by or set by applicable law, any amount unpaid at the end of thirty (30) days is subject to interest at the lesser of the maximum rate permitted by law or one and one half percent (1.5%) per month on the unpaid balance. If unpaid accounts are referred through legal proceedings or by an attorney, the client shall also reasonable costs and attorney's fees of twenty (20%) associated with such collection procedure or efforts.

13. Agreement Modification

These terms and conditions or amendments to the terms shall be effective only if in writing and executed by an officer of PCL and by client's authorized representative, except that subsequent orders for additional services may be verbal or in writing.

14. No Third Party Beneficiaries: No Right of Reliance

PCL does not have any liability, or intends to grant any cause of action to any person or PCL information, to reports (collectively PCL Client is retaining services hereunder for his own account, and not as agent or trustee, or in any other representative capacity for any other person or entity. It is agreed and acknowledged that there are no third party beneficiaries to this agreement, and that no third party may rely on any data, information or reports. Client represents, warrants, and agrees that said data, information and reports are not transferred, or shall be used by client, in connection with or as part of, the purchase, sale, underwriting, or distribution of any securities or interests in client (including, without limitation, any initial or subsequent public or private offering of client's securities) or any debt incurred by client, whether by renewal, or extension of any loan from any financial institution or other lender to the certification to or contracting with directly or indirectly, any governmental agency or department.

15. Rush Analysis

Rush analyses are available for an additional charge and must be arranged in advanced. If, for any unforeseen reason, the rush turnaround time cannot be met, the normal price will apply.

16. Holding Times

PCL cannot be responsible for holding times that are exceeded because of samples that are delivered on weekends or after 3pm on weekdays without prior notification and acceptance. Standard holding times and storage conditions should be reviewed prior to any samples being received by PCL. A list of holding times can be provided to the client if requested. All analyses with holding times of 14 days or less, samples must arrive within 96 hours to allow PCL to meet holding times without applying a rush surcharge. All short holding times (<7 days), samples must arrive at the lab within 24 hours before expiration to ensure that the holding times can be met. Short holding times of 48 hours or less (bacteria) should must be delivered that same day in order to guarantee holding times are met. After hours, late delivery, freight company delays or similar issues are subject to additional rush fees and/or the inability to meet holding times. All holding times are in effect as of the publication date of this fee schedule and are subject to change without notice.

17. Sample Retention

All samples are retained for at least thirty (30) days after analysis has been completed. Sample storage for longer periods is by request only. Prolonged or long term storage is subject to an additional charge. Samples will be disposed of at the end of the pre-arranged storage time.

18. Sample Pick Up/Field Tech Sampling

All pick up/sampling fees have been notated on the fee schedule. Reasonable time has been allocated for each pick up or service. Unnecessary delays during the pick up or sampling might be assessed an additional fee.

PAT-CHEM LABORATORIES
QUALITY ANALYTICAL SERVICES SINCE 1987
1824 1st Street
San Fernando, CA 91340
(818) 639-5300 ph
(818) 639-5306 fx
pat-chem.com

Customer: **Integrated Performance Consultants, Inc.**
9297 Research Drive
Irvine CA, 92618

Attention: Ric Vardel
Report Date: 19-Nov-21 13:07
Subject: (MCC) Daily EFF

Project/P.O.#: (MCC) Daily EFF

Parameter	Method	QC Batch	RL	Prepared	Analyzed	Result	Notes
EFF (Sample I.D.# : 21J0751-01) Collected: 30-Oct-21 By GK of IPC							
Microbiological							
Fecal Coliforms	SM 9221E	AJ13026	1.8	30-Oct-21	01-Nov-21	**<1.8 MPN/100 ml**	
Total Coliforms	SM 9221B	AJ13026	1.8	30-Oct-21	01-Nov-21	**<1.8 MPN/100 ml**	
Inorganic Constituents							
pH	SM 4500H-B	AK10145	0.1	30-Oct-21	30-Oct-21	**7.4 pH Units**	
Residual Chlorine	SM 4500Cl-G	AK10154	0.05	01-Nov-21	01-Nov-21	**0.14 mg/l**	
EFF (Sample I.D.# : 21J0757-01) Collected: 31-Oct-21 By EM of IPC							
Microbiological							
Fecal Coliforms	SM 9221E	AJ13149	1.8	31-Oct-21	04-Nov-21	**<1.8 MPN/100 ml**	
Total Coliforms	SM 9221B	AJ13149	1.8	31-Oct-21	04-Nov-21	**<1.8 MPN/100 ml**	
Inorganic Constituents							
pH	SM 4500H-B	AK10145	0.1	31-Oct-21	31-Oct-21	**7.4 pH Units**	
Residual Chlorine	SM 4500Cl-G	AK10154	0.05	01-Nov-21	01-Nov-21	**0.14 mg/l**	
EFF (Sample I.D.# : 21K0013-01) Collected: 01-Nov-21 By DH of IPC							
Microbiological							
Fecal Coliforms	SM 9221E	AK10149	1.8	01-Nov-21	05-Nov-21	**<1.8 MPN/100 ml**	
Total Coliforms	SM 9221B	AK10149	1.8	01-Nov-21	05-Nov-21	**<1.8 MPN/100 ml**	
Inorganic Constituents							
pH	SM 4500H-B	AK10346	0.1	01-Nov-21	01-Nov-21	**7.4 pH Units**	
Residual Chlorine	SM 4500Cl-G	AK10268	0.05	02-Nov-21	02-Nov-21	**<0.05 mg/l**	
EFF (Sample I.D.# : 21K0061-01) Collected: 02-Nov-21 By EM of IPC							
Microbiological							
Fecal Coliforms	SM 9221E	AK10265	1.8	02-Nov-21	05-Nov-21	**<1.8 MPN/100 ml**	
Total Coliforms	SM 9221B	AK10265	1.8	02-Nov-21	05-Nov-21	**<1.8 MPN/100 ml**	
Inorganic Constituents							
pH	SM 4500H-B	AK10346	0.1	02-Nov-21	02-Nov-21	**7.5 pH Units**	
Residual Chlorine	SM 4500Cl-G	AK10268	0.05	02-Nov-21	02-Nov-21	**<0.05 mg/l**	

Respectfully Submitted,

Steve Jefferson 11/19/2021
Laboratory Director

PAT-CHEM LABORATORIES
QUALITY ANALYTICAL SERVICES SINCE 1987
1824 1st Street
San Fernando, CA 91340
(818) 639-5300 ph
(818) 639-5306 fx
pat-chem.com

Customer: **Integrated Performance Consultants, Inc.**
9297 Research Drive
Irvine CA, 92618

Attention: Ric Vardel
Report Date: 19-Nov-21 13:07
Subject: (MCC) Daily EFF

Project/P.O.#: (MCC) Daily EFF

Parameter	Method	QC Batch	RL	Prepared	Analyzed	Result	Notes
EFF (Sample I.D.# : 21K0111-01) Collected: 03-Nov-21 By CA of IPC							
Microbiological							
Fecal Coliforms	SM 9221E	AK10347	1.8	03-Nov-21	05-Nov-21	**<1.8 MPN/100 ml**	
Total Coliforms	SM 9221B	AK10347	1.8	03-Nov-21	05-Nov-21	**<1.8 MPN/100 ml**	
Inorganic Constituents							
pH	SM 4500H-B	AK10841	0.1	03-Nov-21	03-Nov-21	**7.4 pH Units**	
Residual Chlorine	SM 4500Cl-G	AK10444	0.05	04-Nov-21	04-Nov-21	**0.06 mg/l**	
EFF (Sample I.D.# : 21K0160-01) Collected: 04-Nov-21 By GK of IPC							
Microbiological							
Fecal Coliforms	SM 9221E	AK10438	1.8	04-Nov-21	06-Nov-21	**<1.8 MPN/100 ml**	
Total Coliforms	SM 9221B	AK10438	1.8	04-Nov-21	06-Nov-21	**<1.8 MPN/100 ml**	
Inorganic Constituents							
pH	SM 4500H-B	AK10841	0.1	04-Nov-21	04-Nov-21	**7.3 pH Units**	
Residual Chlorine	SM 4500Cl-G	AK10444	0.05	04-Nov-21	04-Nov-21	**0.09 mg/l**	
EFF (Sample I.D.# : 21K0184-01) Collected: 05-Nov-21 By Carlos A. of IPC							
Microbiological							
Fecal Coliforms	SM 9221E	AK10538	1.8	05-Nov-21	07-Nov-21	**<1.8 MPN/100 ml**	
Total Coliforms	SM 9221B	AK10538	1.8	05-Nov-21	07-Nov-21	**<1.8 MPN/100 ml**	
Inorganic Constituents							
pH	SM 4500H-B	AK10841	0.1	05-Nov-21	05-Nov-21	**7.5 pH Units**	
Residual Chlorine	SM 4500Cl-G	AK10846	0.05	08-Nov-21	08-Nov-21	**<0.05 mg/l**	
EFF (Sample I.D.# : 21K0194-01) Collected: 06-Nov-21 By Carlos A. of IPC							
Microbiological							
Fecal Coliforms	SM 9221E	AK10625	1.8	06-Nov-21	08-Nov-21	**<1.8 MPN/100 ml**	
Total Coliforms	SM 9221B	AK10625	1.8	06-Nov-21	08-Nov-21	**<1.8 MPN/100 ml**	
Inorganic Constituents							
pH	SM 4500H-B	AK10841	0.1	06-Nov-21	06-Nov-21	**7.4 pH Units**	
Residual Chlorine	SM 4500Cl-G	AK10846	0.05	08-Nov-21	08-Nov-21	**0.07 mg/l**	

Respectfully Submitted,

Steve Jefferson 11/19/2021
Laboratory Director

PAT-CHEM LABORATORIES
QUALITY ANALYTICAL SERVICES SINCE 1987
1824 1st Street
San Fernando, CA 91340
(818) 639-5300 ph
(818) 639-5306 fx
pat-chem.com

Customer: **Integrated Performance Consultants, Inc.**
9297 Research Drive
Irvine CA, 92618

Attention: Ric Vardel
Report Date: 19-Nov-21 13:07
Subject: (MCC) Daily EFF

Project/P.O.#: (MCC) Daily EFF

Parameter	Method	QC Batch	RL	Prepared	Analyzed	Result	Notes
EFF (Sample I.D.# : 21K0196-01) Collected: 07-Nov-21 By em of IPC							
Microbiological							
Fecal Coliforms	SM 9221E	AK10742	1.8	07-Nov-21	09-Nov-21	**<1.8 MPN/100 ml**	
Total Coliforms	SM 9221B	AK10742	1.8	07-Nov-21	09-Nov-21	**<1.8 MPN/100 ml**	
Inorganic Constituents							
pH	SM 4500H-B	AK10841	0.1	07-Nov-21	07-Nov-21	**7.4 pH Units**	
Residual Chlorine	SM 4500Cl-G	AK10846	0.05	08-Nov-21	08-Nov-21	**0.08 mg/l**	
EFF (Sample I.D.# : 21K0224-01) Collected: 08-Nov-21 By DH of IPC							
Microbiological							
Fecal Coliforms	SM 9221E	AK10843	1.8	08-Nov-21	12-Nov-21	**<1.8 MPN/100 ml**	
Total Coliforms	SM 9221B	AK10843	1.8	08-Nov-21	12-Nov-21	**<1.8 MPN/100 ml**	
Inorganic Constituents							
pH	SM 4500H-B	AK11539	0.1	08-Nov-21	08-Nov-21	**7.5 pH Units**	
Residual Chlorine	SM 4500Cl-G	AK10945	0.05	09-Nov-21	09-Nov-21	**0.07 mg/l**	

Notes and Definitions

RL Reporting Limit - The lowest amount of a constituent that can be reliably quantified and reported.

Respectfully Submitted,



Steve Jefferson 11/19/2021
Laboratory Director

Pat-Chem Laboratories
1824 1st Street
San Fernando, CA 91340

CHAIN OF CUSTODY RECORD

Phone (818) 639-5300
Fax (818) 639-5306

Environmental Sample

Sample I.D.#: 21J0751

Customer: IPC - Integrated Performance Consultants, Inc.		Project : **(MCC) Daily EFF**	
Address: 9297 Research Drive		Sampled by: Jesse Avila	P.O. #:
Irvine CA 92618		Report Attention: Ric Vardel / Golan Kfir	Phone #: 949-382-9067

Sample Description	Date Sampled	Time Sampled	# of bottles	Required Tests	Sample Type	Matrix	Bottle Type	Preserve	Field Data (pH / Temperature) pH: **Field** **Lab**
EFF	10/30/21	10:50	1	pH, T.Res.Chlorine	Grab	AQ	500ml Plastic	4°C	
〃	〃	〃	1	Total Coliform, Fecal Coliform	Grab	AQ	Coli Bottle	4°C, ST	
Geotracker EDD:									
Logcode: IPCI									
Global ID: WDR100000359									

Signature	Print Name (Company)	Date	Time
Relinquished by: Jesse Avila	Jesse Avila (IPC)	10/30/21	10:55
Received by:	Richard Martinez Rm	10/30/21	1240
Relinquished by:			
Received by:			
Relinquished by:			
Received in lab by:	Richard Martinez RL	10/30/21	1410

Sample Received Checklist

Temperature upon receipt: 4°C

# of bottles agrees with COC? (Yes) No

Samples intact? (Yes) No

Samples properly preserved? (Yes) No

Samples in holding time? (Yes) No

Compliance Monitor

Initial Flow _____

Final Flow _____

Sample Type
Grab
Comp

Matrix
AQ - Water
SO -Soil / Sludge
OT - Other

Bottle Type
P - Plastic
G - Amber Glass
VOA - 40 ml Vial
Coli - bacteria

Preservations
HC - HCl
HS - H_2SO_4
HN - HNO_3
HP - H_3PO_4
OH - NaOH
ST - Sodium Thiosulfate
AA - Ascorbic Acid
AI - $AlCl_3$
Cu -$CuSO_4$

Note: Samples are discarded 30 days after results are reported, unless other arrangements are made.

Rev 2 Effective 5/1/17

Pat-Chem Laboratories
1824 1st Street
San Fernando, CA 91340

CHAIN OF CUSTODY RECORD

Phone (818) 639-5300
Fax (818) 639-5306

Environmental Sample

Sample I.D.#: 21J0757

Customer:	IPC - Integrated Performance Consultants, Inc.	Project:	(MCC) Daily EFF
Address:	9297 Research Drive	Sampled by:	E. MORRIS
	Irvine CA 92618	Report Attention:	Ric Vardel / Golan Kfir
		P.O. #:	
		Phone #:	949-382-9067

Sample Description	Date Sampled	Time Sampled	# of bottles	Required Tests	Sample Type	Matrix	Bottle Type	Preserve	Field Data (pH / Temperature) pH: Field / Lab
EFF	10-31-21	10/2	1	pH, T.Res.Chlorine	Grab	AQ	500ml Plastic	4°C	7.0/19.6°C
	"	"	1	Total Coliform, Fecal Coliform	Grab	AQ	Coli Bottle	4°C, ST	
Geotracker EDD:									
Logcode: IPCI									
Global ID: WDR100000359									

Signature	Print Name (Company)	Date	Time
Relinquished by	E. MORRIS IPC	10-31-21	11:30
Received by	Juan V. (PCL)	10/31/21	11:30
Relinquished by			
Received by			
Relinquished by			
Received in lab by	Juan Vasquez (PCL)	10/31/21	13:00

Sample Received Checklist

Temperature upon receipt: 4°C

# of bottles agrees with COC? Yes No

Samples intact? Yes No

Samples properly preserved? Yes No

Samples in holding time? Yes No

Compliance Monitor

Initial Flow _____

Final Flow _____

Sample Type
Grab
Comp

Matrix
AQ - Water
SO -Soil / Sludge
OT - Other

Bottle Type
P - Plastic
G - Amber Glass
VOA - 40 ml Vial
Coli - bacteria

Preservations
HC - HCl
HS - H_2SO_4
HN - HNO_3
HP - H_3PO_4
OH - NaOH
ST - Sodium Thiosulfate
AA - Ascorbic Acid
AI - $AlCl_3$
Cu - $CuSO_4$

Note: Samples are discarded 30 days after results are reported, unless other arrangements are made.

Pat-Chem Laboratories (PCL) Terms and Conditions

1. Definitions

"Terms and Conditions" means these Terms and Conditions of sale, including the price schedule, and any additions or amendments hereto which are agreed to in writing. "Client" means the individual or entity who may request laboratory services, consulting or sampling services and his or its heirs, successors, assigns and representatives. "Price Schedule" means Pat Chem Laboratories (PCL) standard price schedule as such document may be amended or released from time to time by PCL.

2. Independent Contractor

PCL acts solely as an independent contractor in performing all services.

3. Orders and Acceptance

PCL offers and will accept orders for services (as defined below) only under the following General Terms and Conditions (the "Terms"). These Terms shall not apply if PCL and the Client shall have executed a separate agreement in writing which does not incorporate the Terms. No modifications to the Terms shall be valid and binding unless in writing and signed by an authorized representative of the client and PCL.
The client may order services by submitting a written chain of custody (COC) to PCL. Any such order constitutes 1. an acceptance by the client of PCL's offer to do business with the client under the Terms and Conditions and 2. an agreement to be bound by these terms and conditions.
The Client's delivery of samples to PCL or initiation of consulting services constitutes the client's express assent to be governed by these terms and conditions. Any contrary or additional terms and conditions expressed in a client's document shall be deemed to become a part of the contract created upon acceptance of the terms and conditions.
For purpose of this agreement, "services" shall mean all work to be performed for the client, including provision of all equipment and materials to be furnished by PCL.

4. Limit of Liability

PCL will perform the services in accordance with the normal standards of workmanship in the profession. Where applicable, PCL will use analytical methodologies which are in substantial conformity with the U.S. Environmental Protection Agency (EPA), CA Waterboard (LEAP), American Society for Testing and Materials (ASTM), Association of Official Analytical Chemists (AOAC), Standard Methods (SM) of the Examination of Water and Wastewater and/or other recognized methodologies. PCL reserves the right to deviate from these methodologies if necessary or appropriate due to the nature or compositions of the samples or otherwise based on the reasonable judgement of PCL. Deviations, if any, will be made on a basis consistent with the recognized standards of the industry and/or PCL Standard Operating Procedures (SOP) and/or our QA/QC policies. The total liability of PCL, its officers, agents, employees or successors to the client arising out of or in connection with the services to be provided herein, shall not exceed the invoiced amount for said services. Client's acceptance of a work order and /or proposal releases PCL from any liability in excess of the invoiced amount for the services notwithstanding any provisions to the contrary in any client purchase orders or contracts.

5. Clients Responsibility

Unless PCL personnel performs the sampling, the client shall be responsible for the condition which the samples are collected and for conditions in and about the sampling site and for advising PCL of the same and all information required to enable PCL to perform its services safely and efficiently.

6. Cancellation

Client may cancel any order for services hereunder subject to payment for all services rendered and out-of-pocket expenses incurred up to the date of cancellation in accordance with the applicable Price Schedule.

7. Overriding Agreement

The parties agree that the Terms shall govern performance of Client's initial order and all subsequent orders for additional services, whether placed in writing or verbally, except to the extent the Terms are modified in writing and executed by an authorized representative of both parties.

8. Force Majeure

PCL shall not be responsible for delay or failure to perform the services pursuant to this agreement due to causes beyond its control.

9. Confidentiality

Data and the sample materials provided by client or at client's request and the results obtained by PCL shall be held in confidence (unless such information is generally available to the public at the time rendered or is otherwise in breach of the agreement) subject to any disclosure required by law or local process. PCL shall use the same standard of care it uses in protecting its own confidential data and shall not be responsible for unauthorized disclosure of said data where such standard was observed. PCL reports and information provided thereto are for the exclusive use and benefit of Client and/or its agents. PCL shall be no third party beneficiary of such reports, data or information. Client will not disclose to any third party any information concerning technical information, software, programs, or other know-how.

10. Hold Harmless

Client unleashes and shall save, indemnify, defend and hold PCL, its employees, officers, directors, agents, affiliates, subsidiaries and agents harmless from and against any and all liabilities, losses, damages, claims, demands, causes of action, suits and associated expenses, including, but not limited to, all court fees (the "Litigation Expenses") and awards arising in favor of Client or any third party as a result of, and/or in any way occurring incident to arising out of, or in connection with the performance of services by PCL pursuant to this agreement and/or sample collection, handling or disposal of client's hazardous materials. 1. Injury, disease or death of persons 2. Loss of, damage to, loss of or loss of use of property and/or 3. Any tortious loss of every kind or character. This indemnity does not apply to any of the foregoing losses, costs, damages or injuries caused solely by the gross negligence or willful misconduct of PCL or its employees. Further, this indemnity shall specifically apply to losses, claims, damages, actions of every kind and character arising out of or in connection with the negligence or or breach of contract by any indemnified Person, whether active or alleged, in the performance of services under this agreement. The foregoing indemnities will be in addition to any liability which one may otherwise have to PCL and the other indemnified Persons. To the extent not expressly under applicable law, client agrees that its indemnity obligations will be supported by available liability insurance coverage to be furnished by client, which insurance shall bear the maximum amounts permitted under applicable law. In no event shall PCL be liable to client for indirect, punitive, special, incidental or consequential damages (including without limitation, loss of profit or business interruption). Litigation Expenses or court fees including, without limitation, attorney's fees, court costs, and /or pre or post-judgment interest), or any other expenses or costs incurred by client or any other party in any litigation against or involving PCL or any indemnified person in connection with this agreement or an services provided under this agreement even if client is the prevailing party.

11. Hazardous Substances

For PCL to perform the services requested by client, client will provide and PCL will receive samples materials for analyses such as asbestos, polychlorinated biphenyls, bacteria or any other hazardous or toxic material, wastes and substances which are defined, determined or identified as such under federal, state or local laws, rules, PCL policies or regulations (whether now existing or hereafter enacted or promulgated or any judicial or administrative interpretation of any thereof (the "Hazardous Materials"). Client understands and agrees that any hazardous material received by PCL from client or at client's request shall remain the property of Client and that upon completion of PCL's services, PCL will dispose of all unused portions of samples as specified by client or by PCL's QA/QC policies. In the event the client does not specify its preferred method of disposal, PCL will return to the client all unused samples which contain Hazardous Materials. PCL reserves the right to charge the client for the disposal of unused samples in accordance with PCL's current sample disposal policy. In addition, all samples received by PCL for any/all bacterial analysis, client will be charged a sample disposal fee, per sample submitted, in accordance with our QA/QC policies and procedures.

12. Prices/Payments

Clients shall pay PCL in accordance with PCL's applicable price schedule in effect at the time the services are performed. In the event the services are not performed as scheduled, or if for any reason, time is of the essence, [illegible] and such delay results in increased costs to PCL, Client shall pay such increased costs. Unless otherwise provided in the [illegible] payment shall be made by Client to PCL within thirty (30) days of receipt of invoice. Client shall pay all taxes, duties and assessments imposed or levied in connection with the sale, delivery, rental or use of the services and materials furnished hereunder, and all taxes, duties and assessments paid or payable by PCL in respect of the foregoing (exclusive of taxes based on the net income of PCL). In the event any amount due to PCL is not received by PCL within thirty (30) days of the invoice date, Client shall pay interest on the unpaid balance at the rate of 1.5% per month (or the highest rate permitted by law, if less) from the date payment is due until the date paid. Client shall pay all costs of collection, including reasonable attorneys' fees, incurred by PCL in connection with the collection of any delinquent amount. PCL may withhold services, cancel any order, or delay shipment if Client fails to make payments when due or otherwise defaults under these Terms or any other agreement between Client and PCL. Client shall pay PCL a service charge for any check returned for insufficient funds, in addition to any bank charges incurred by PCL.

13. Agreement Modification

Changes, modifications or amendments to the Terms shall be effective only if in writing and executed by an officer of PCL and by Client. Client hereby waives any requirement that subsequent orders for additional services be in writing.

14. No Third Party Beneficiaries: No Right of Reliance

PCL shall have no responsibility or liability for client's use of or reliance on data, information, or reports furnished by PCL. Client is issuing services hereunder for his own account, and not as agent or broker, or in any other representative capacity for any other person or entity. It is agreed and acknowledged that there are no third party beneficiaries to this agreement, and that no third party may rely on such data, information or reports. Client represents, warrants, and agrees that said data, information and reports are not requested, or shall be used to relied upon, in connection with or as part of, the purchase, sale, underwriting, or distribution of any securities, any periodic or other reporting to the owners of any security, the securing, amendment, renewal, or extension of any loan from any financial institution or other lender or the certification to or contracting with, directly or indirectly, any governmental agency or department.

15. Rush Analysis

Rush analyses are available for an additional charge and must be arranged in advance. If, for any unforeseen reason, the rush turnaround time cannot be met, the normal price will apply.

16. Holding Times

PCL cannot be responsible for holding times that are exceeded because of samples that are delivered on weekends or after 2pm on weekdays, without prior notification and acceptance. Sample holding times and storage conditions should be reviewed prior to any samples being received by PCL. A list of holding times can be provided to the client if requested. PCL will not exceed holding times of 14 days or less. Samples must arrive within 96 hours to allow PCL to meet holding times without applying a rush surcharge. All short holding times, 2-7 days, samples must arrive at the lab within 24 hours before expiration to ensure that the holding times can be met. Short Holding Times of 48 hours or less (measured in hours) must be delivered that same day to allow us to guarantee holding times are met. After hours, late delivery, freight company delays or similar issues are subject to additional rush fees and/or the inability to meet holding times. All holding times are in effect as of the publication date of this fee schedule and are subject to change without notice.

17. Sample Retention

All samples are retained for at least thirty (30) days after analysis has been completed. Sample storage for longer periods is by request only. Pre-arranged long term storage is subject to an additional charge. Samples will be discarded at the end of the pre-arranged storage time.

18. Sample Pick Up/Field Tech Sampling

All pick up/sampling fees have been notated on the fee schedule. Reasonable time has been allocated for each pick up or service. Unnecessary delays during the pick up or sampling, might be accessed an additional fee.

Pat-Chem Laboratories
1824 1st Street
San Fernando, CA 91340

CHAIN OF CUSTODY RECORD

Phone (818) 639-5300
Fax (818) 639-5306

Environmental Sample

Sample I.D.#: 21K0013

Customer: IPC - Integrated Performance Consultants, Inc.		Project: (MCC) Daily EFF	
Address: 9297 Research Drive	Sampled by: Daniel Huey		P.O. #:
Irvine CA 92618	Report Attention: Ric Vardel / Golan Kfir		Phone #: 949-382-9067

Sample Description	Date Sampled	Time Sampled	# of bottles	Required Tests	Sample Type	Matrix	Bottle Type	Preserve	Field Data (pH / Temperature) pH Field Lab
EFF	11/1/21	1120	1	pH, T Res.Chlorine	Grab	AQ	500ml Plastic	4°C	7.4/20.0 C
	11	11	1	Total Coliform, Fecal Coliform	Grab	AQ	Coli Bottle	4°C, ST	
Geotracker EDD:									
Logcode: IPCI									
Global ID: WDR100000359									

RECEIVED
NOV 01 2021
By [signature]

Signature	Print Name (Company)	Date	Time
Relinquished by [signature]	Daniel Huey (IPC)	11/1/21	1125
Received by [signature]	Cindy Murray	11/1/21	12:00
Relinquished by [signature]	Cindy Murray	11/1/21	13:00
Received by			
Relinquished by			
Received in lab by [signature]	NOV 01 2021		1300

Sample Received Checklist

Temperature upon receipt: 4°C

# of bottles agrees with COC? Yes No

Samples intact? Yes No

Samples properly preserved? Yes No

Samples in holding time? Yes No

Compliance Monitor

Initial Flow _____

Final Flow _____

Sample Type
Grab
Comp

Matrix
AQ - Water
SO - Soil / Sludge
OT - Other

Bottle Type
P - Plastic
G - Amber Glass
VOA - 40 ml Vial
Coli - bacteria

Preservations
HC - HCl
HS - H_2SO_4
HN - HNO_3
HP - H_3PO_4
OH - NaOH
ST - Sodium Thiosulfate
AA - Ascorbic Acid
Al - $AlCl_3$
Cu - $CuSO_4$

Note: Samples are discarded 30 days after results are reported, unless other arrangements are made.

Rev 2 Effective 5/1/17

Pat-Chem Laboratories
1824 1st Street
San Fernando, CA 91340

CHAIN OF CUSTODY RECORD

Phone (818) 639-5300
Fax (818) 639-5306

Environmental Sample

Sample I.D.#: 21K0061

Customer: IPC - Integrated Performance Consultants, Inc.		Project : (MCC) Daily EFF	
Address: 9297 Research Drive		Sampled by: ERIC MORRIS	P.O. #:
Irvine	CA 92618	Report Attention: Ric Vardel / Golan Kfir	Phone #: 949-382-9067

Sample Description	Date Sampled	Time Sampled	# of bottles	Required Tests	Sample Type	Matrix	Bottle Type	Preserve	Field Data (pH / Temperature) pH: Field Lab
EFF	11-2-21	12:22	1	pH, T.Res.Chlorine	Grab	AQ	500ml Plastic	4°C	
			1	Total Coliform, Fecal Coliform	Grab	AQ	Coli Bottle	4°C, ST	
Geotracker EDD: Logcode: IPCI Global ID: WDR100000359									

RECEIVED
NOV 02 2020
LIL
By

Signature	Print Name (Company)	Date	Time
Relinquished by	E. MORRIS	11-2-21	1230
Received by	Richard Martinez PIL	11/2/21	1530
Relinquished by	Richard M. PIL	11/2/21	1610
Received by			
Relinquished by			
Received in lab by	NOV 02 2021		1610

Sample Received Checklist

Temperature upon receipt: 4 °C

# of bottles agrees with COC?	Yes	No
Samples intact?	Yes	No
Samples properly preserved?	Yes	No
Samples in holding time?	Yes	No

Compliance Monitor

Initial Flow _____

Final Flow _____

Sample Type
Grab
Comp

Matrix
AQ - Water
SO -Soil / Sludge
OT - Other

Bottle Type
P - Plastic
G - Amber Glass
VOA - 40 ml Vial
Coli - bacteria

Preservations
HC - HCl
HS - H_2SO_4
HN - HNO_3
HP - H_3PO_4
OH - NaOH
ST - Sodium Thiosulfate
AA - Ascorbic Acid
AI - $AlCl_3$
Cu -$CuSO_4$

Note: Samples are discarded 30 days after results are reported, unless other arrangements are made.

Pat-Chem Laboratories
1824 1st Street
San Fernando, CA 91340

CHAIN OF CUSTODY RECORD

Phone (818) 639-5300
Fax (818) 639-5306

Environmental Sample

Sample I.D.#: 21KO111

Customer:	IPC - Integrated Performance Consultants, Inc.	Project:	(MCC) Daily EFF
Address:	9297 Research Drive	Sampled by:	Carlos Alvarez
	Irvine CA 92618	Report Attention:	Ric Vardel / Golan Kfir
		P.O. #:	
		Phone #:	949-382-9067

Sample Description	Date Sampled	Time Sampled	# of bottles	Required Tests	Sample Type	Matrix	Bottle Type	Preserve	Field Data (pH / Temperature) pH: (Field) Lab
EFF	11/03/21	1200	1	pH, T.Res.Chlorine	Grab	AQ	500ml Plastic	4°C	7.45
			1	Total Coliform, Fecal Coliform	Grab	AQ	Coli Bottle	4°C, ST	

RECEIVED
NOV 03 2021
By

Geotracker EDD:
Logcode: IPCI
Global ID: WDR100000359

	Signature	Print Name (Company)	Date	Time
Relinquished by		Carlos Alvarez (IPC)	11/03/21	1210
Received by		Armando Olmos (PCL)	11/3/21	12:30
Relinquished by		Armando Olmos (PCL)	11/3/21	14:35
Received by				
Relinquished by				
Received in Lab by		NOV 03 2021		1435

Sample Received Checklist

Temperature upon receipt: 4°C

# of bottles agrees with COC? (Yes) No
Samples intact? (Yes) No
Samples properly preserved? (Yes) No
Samples in holding time? (Yes) No

Compliance Monitor

Initial Flow _____

Final Flow _____

Sample Type
(Grab)
Comp

Matrix
(AQ) - Water
SO -Soil / Sludge
OT - Other

Bottle Type
(P) - Plastic
G - Amber Glass
VOA - 40 ml Vial
(Coli) - bacteria

Preservations
HC - HCl
HS - H_2SO_4
HN - HNO_3
HP - H_3PO_4
OH - NaOH
(ST) - Sodium Thiosulfate
AA - Ascorbic Acid
AI - $AlCl_3$
Cu - $CuSO_4$

Note: Samples are discarded 30 days after results are reported, unless other arrangements are made.

Rev 2 Effective 5/1/17

Pat-Chem Laboratories
1824 1st Street
San Fernando, CA 91340

CHAIN OF CUSTODY RECORD

Phone (818) 639-5300
Fax (818) 639-5306

Environmental Sample

Sample I.D.#: 21K0160

Customer:	IPC - Integrated Performance Consultants, Inc.	Project:	(MCC) Daily EFF
Address:	9297 Research Drive	Sampled by:	Golan Kfir
	Irvine CA 92618	Report Attention:	Ric Vardel / Golan Kfir
		P.O. #:	
		Phone #:	949-382-9067

Sample Description	Date Sampled	Time Sampled	# of bottles	Required Tests	Sample Type	Matrix	Bottle Type	Preserve	Field Data (pH, Temperature) pH: Field / Lab
EFF	11/4/21	1215	1	pH, T.Res.Chlorine	Grab	AQ	500ml Plastic	4°C	7.3/23.1 C
	"	"	1	Total Coliform, Fecal Coliform	Grab	AQ	Coli Bottle	4°C, ST	

RECEIVED
NOV 04 2021
By

RECEIVED
NOV 04 2021
By

Geotracker EDD:
Logcode: IPCI
Global ID: WDR100000359

Signature	Print Name (Company)	Date	Time
Relinquished by	Golan IPC	11/4/21	13:10
Received by	Cindy Mena	11/4/21	13:10
Relinquished by	Cindy Mena	11.4.21	15:03
Received by			
Relinquished by			
Received in lab by		NOV 04 2021	1503

Sample Received Checklist

Temperature upon receipt: 4°C

# of bottles agrees with COC?	Yes	No
Samples intact?	Yes	No
Samples properly preserved?	Yes	No
Samples in holding time?	Yes	No

Compliance Monitor

Initial Flow _____

Final Flow _____

Sample Type	Preservations
Grab	HC - HCl
Comp	HS - H_2SO_4
Matrix	HN - HNO_3
AQ - Water	HP - H_3PO_4
SO - Soil / Sludge	OH - NaOH
OT - Other	ST - Sodium Thiosulfate
Bottle Type	AA - Ascorbic Acid
P - Plastic	Al - $AlCl_3$
G - Amber Glass	Cu - $CuSO_4$
VOA - 40 ml Vial	
Coli - bacteria	

Note: Samples are discarded 30 days after results are reported, unless other arrangements are made.

Pat-Chem Laboratories
1824 1st Street
San Fernando, CA 91340

CHAIN OF CUSTODY RECORD

Phone (818) 639-5300
Fax (818) 639-5306

Environmental Sample

Sample I.D.#: 21K0184

Customer:	IPC - Integrated Performance Consultants, Inc.	Project:	(MCC) Daily EFF
Address:	9297 Research Drive	Sampled by:	Carlos Alvarez
	Irvine CA 92618	Report Attention:	Ric Vardel / Golan Kfir
		P.O. #:	
		Phone #:	949-382-9067

Sample Description	Date Sampled	Time Sampled	# of bottles	Required Tests	Sample Type	Matrix	Bottle Type	Preserve	Field Data (pH / Temperature) pH: Field / Lab
EFF	11/05/21	1120	1	pH, T.Res.Chlorine	Grab	AQ	500ml Plastic	4°C	7.5/22.4°C
	1	1	1	Total Coliform, Fecal Coliform	Grab	AQ	Coli Bottle	4°C, ST	

RECEIVED
NOV 05 2021
By

Geotracker EDD:
Logcode: IPCI
Global ID: WDR100000359

	Signature	Print Name (Company)	Date	Time
Relinquished by		Carlos Alvarez (IPC)	11/05/21	1130
Received by		Cindy MARRY	11/5/21	1130
Relinquished by		Cindy MARRY	11/5/21	1240
Received by				
Relinquished by				
Received in lab by		NOV 05 2021		1240

Sample Received Checklist

Temperature upon receipt: 4 °C

# of bottles agrees with COC?	Yes / No
Samples intact?	Yes / No
Samples properly preserved?	Yes / No
Samples in holding time?	Yes / No

Compliance Monitor

Initial Flow _____

Final Flow _____

Sample Type
Grab
Comp

Matrix
AQ - Water
SO -Soil / Sludge
OT - Other

Bottle Type
P - Plastic
G - Amber Glass
VOA - 40 ml Vial
Coli - bacteria

Preservations
HC - HCl
HS - H_2SO_4
HN - HNO_3
HP - H_3PO_4
OH - NaOH
ST - Sodium Thiosulfate
AA - Ascorbic Acid
AI - $AlCl_3$
Cu -$CuSO_4$

Note: Samples are discarded 30 days after results are reported, unless other arrangements are made.

Rev 2 Effective 5/1/17

Pat-Chem Laboratories
1824 1st Street
San Fernando, CA 91340

CHAIN OF CUSTODY RECORD

Phone (818) 639-5300
Fax (818) 639-5306

Environmental Sample

Sample I.D.#: 21K0194

Customer: IPC - Integrated Performance Consultants, Inc.		Project: **(MCC) Daily EFF**	
Address: 9297 Research Drive		Sampled by: Jose Avalos	P.O. #:
Irvine CA 92618		Report Attention: Ric Vardel / Golan Kfir	Phone #: 949-382-9067

Sample Description	Date Sampled	Time Sampled	# of bottles	Required Tests	Sample Type	Matrix	Bottle Type	Preserve	Field Data (pH / Temperature) pH: **Field** **Lab**
EFF	11/06/21	10:50	1	pH, T.Res.Chlorine	Grab	AQ	500ml Plastic	4°C	
〃	〃	〃	1	Total Coliform, Fecal Coliform	Grab	AQ	Coli Bottle	4°C, ST	
Geotracker EDD:									
Logcode: IPCI									
Global ID: WDR100000359									

Signature	Print Name (Company)	Date	Time
Relinquished by: Jose Avalos	Jose Avalos (IPC)	11/06/21	10:55
Received by:	Richard Martinez PCL	11/6/21	1400
Relinquished by:			
Received by:			
Relinquished by:			
Received in lab by:	Richard Martinez PCL	11/6/21	1600

Note: Samples are discarded 30 days after results are reported, unless other arrangements are made.

Sample Received Checklist

Temperature upon receipt: 4°C

# of bottles agrees with COC?	**Yes**	No
Samples intact?	**Yes**	No
Samples properly preserved?	**Yes**	No
Samples in holding time?	**Yes**	No

Compliance Monitor

Initial Flow _____

Final Flow _____

Sample Type
Grab
Comp

Matrix
AQ - Water
SO -Soil / Sludge
OT - Other

Bottle Type
P - Plastic
G - Amber Glass
VOA - 40 ml Vial
Coli - bacteria

Preservations
HC - HCl
HS - H_2SO_4
HN - HNO_3
HP - H_3PO_4
OH - NaOH
ST - Sodium Thiosulfate
AA - Ascorbic Acid
AI - $AlCl_3$
Cu -$CuSO_4$

Rev 2 Effective 5/1/17

Pat-Chem Laboratories
1824 1st Street
San Fernando, CA 91340

CHAIN OF CUSTODY RECORD

Phone (818) 639-5300
Fax (818) 639-5306

Environmental Sample

Sample I.D.#: 21K0196

Customer:	IPC - Integrated Performance Consultants, Inc.	**Project:**	(MCC) Daily EFF
Address:	9297 Research Drive	**Sampled by:**	ERIC MORRIS
	Irvine CA 92618	**Report Attention:**	Ric Vardel / Golan Kfir
P.O. #:		**Phone #:**	949-382-9067

Sample Description	Date Sampled	Time Sampled	# of bottles	Required Tests	Sample Type	Matrix	Bottle Type	Preserve	Field Data (pH / Temperature) pH: Field Lab
EFF	11/7/21	944	1	pH, T.Res.Chlorine	Grab	AQ	500ml Plastic	4°C	7.1 16.4°C
	"	"	1	Total Coliform, Fecal Coliform	Grab	AQ	Coli Bottle	4°C, ST	
Geotracker EDD:									
Logcode: IPCI									
Global ID: WDR100000359									

Signature	Print Name (Company)	Date	Time
Relinquished by	E. MORRIS IPC	11/7/21	954
Received by	Juan Vasquez	11/7/21	10:11
Relinquished by			
Received by			
Relinquished by			
Received in lab by	Juan Vasquez (PCL)	11/7/21	12:04

Note: Samples are discarded 30 days after results are reported, unless other arrangements are made.

Sample Received Checklist

Temperature upon receipt:	4°C
# of bottles agrees with COC?	Yes No
Samples intact?	Yes No
Samples properly preserved?	Yes No
Samples in holding time?	Yes No

Compliance Monitor

Initial Flow _____

Final Flow _____

Sample Type	Preservations
Grab	**HC** - HCl
Comp	**HS** - H_2SO_4
Matrix	**HN** - HNO_3
AQ - Water	**HP** - H_3PO_4
SO -Soil / Sludge	**OH** - NaOH
OT - Other	**ST** - Sodium Thiosulfate
Bottle Type	**AA** - Ascorbic Acid
P - Plastic	**AI** - $AlCl_3$
G - Amber Glass	**Cu** -$CuSO_4$
VOA - 40 ml Vial	
Coli - bacteria	

Rev 2 Effective 5/1/17

Pat-Chem Laboratories
1824 1st Street
San Fernando, CA 91340

CHAIN OF CUSTODY RECORD

Phone (818) 639-5300
Fax (818) 639-5306

Environmental Sample

Sample I.D.#: 21K0224

Customer:	IPC - Integrated Performance Consultants, Inc.	Project :	(MCC) Daily EFF
Address:	9297 Research Drive	Sampled by:	Customer
	Irvine CA 92618	Report Attention:	Ric Vardel / Golan Kfir
		P.O. #:	
		Phone #:	949-382-9067

Sample Description	Date Sampled	Time Sampled	# of bottles	Required Tests	Sample Type	Matrix	Bottle Type	Preserve	Field Data (pH / Temperature) pH: Field Lab
EFF	11/8/21	1125	1	pH, T.Res.Chlorine	Grab	AQ	500ml Plastic	4°C	
"	"	"	1	Total Coliform, Fecal Coliform	Grab	AQ	Coli Bottle	4°C, ST	

RECEIVED
NOV 08 2021
By

Geotracker EDD:
Logcode: IPCI
Global ID: WDR100000359

	Signature	Print Name (Company)	Date	Time
Relinquished by		Daniel (IPC)	11/8/21	1130
Received by		Jonathan (PC)	11/8/21	12:30
Relinquished by		Jonathan V. (PC)	11/8/21	13:30
Received by				
Relinquished by				
Received in lab by		NOV 08 2021		1330

Sample Received Checklist

Temperature upon receipt: 4.0

# of bottles agrees with COC?	Yes	No
Samples intact?	Yes	No
Samples properly preserved?	Yes	No
Samples in holding time?	Yes	No

Compliance Monitor

Initial Flow _____

Final Flow _____

Sample Type	Matrix	Bottle Type
Grab	AQ - Water	P - Plastic
Comp	SO -Soil / Sludge	G - Amber Glass
	OT - Other	VOA - 40 ml Vial
		Coli - bacteria

Preservations
HC - HCl
HS - H_2SO_4
HN - HNO_3
HP - H_3PO_4
OH - NaOH
ST - Sodium Thiosulfate
AA - Ascorbic Acid
AI - $AlCl_3$
Cu - $CuSO_4$

Note: Samples are discarded 30 days after results are reported, unless other arrangements are made.

Rev 2 Effective 5/1/17

PAT-CHEM LABORATORIES
QUALITY ANALYTICAL SERVICES SINCE 1987
1824 1st Street
San Fernando, CA 91340
(818) 639-5300 ph
(818) 639-5306 fx
pat-chem.com

Customer: **Integrated Performance Consultants, Inc.**
9297 Research Drive
Irvine CA, 92618

Attention: Ric Vardel
Report Date: 19-Nov-21 14:22
Subject: (MCC) Weekly INF

Project/P.O.#: (MCC) Weekly INF

Parameter	Method	QC Batch	RL	Prepared	Analyzed	Result	Notes
INF (Sample I.D.# : 21K0113-01) Collected: 02-Nov-21 By MA of IPC							
Physical Properties							
Total Suspended Solids	SM2540D	AK10543	1	05-Nov-21	06-Nov-21	**260 mg/l**	
Aggregate Organic Constituents							
Biochemical Oxygen Demand	SM 5210B	AK10437	2	04-Nov-21	09-Nov-21	**534 mg/l**	

Notes and Definitions

RL Reporting Limit - The lowest amount of a constituent that can be reliably quantified and reported.

Respectfully Submitted,



Steve Jefferson 11/19/2021
Laboratory Director

Pat-Chem Laboratories
1824 1st Street
San Fernando, CA 91340

CHAIN OF CUSTODY RECORD

Phone (818) 639-5300
Fax (818) 639-5306

Environmental Sample

Sample I.D.#: 21K0113

Customer: IPC - Integrated Performance Consultants, Inc.		Project: (MCC) Weekly INF	
Address: 9297 Research Drive		Sampled by: Carlos Alvarez	P.O. #:
Irvine CA 92618		Report Attention: Ric Vardel / Golan Kfir	Phone #: 949-382-9067

Sample Description	Date Sampled	Time Sampled	# of bottles	Required Tests	Sample Type	Matrix	Bottle Type	Preserve	Field Data (pH / Temperature) pH: Field Lab
INF	11/02/21	0000	1	TSS	Comp	AQ	1-Liter Plastic	4°C	
"	"	"	1	BOD	Comp	AQ	1-Liter Plastic	4°C	

RECEIVED
NOV 03 2021
By

Geotracker EDD:
Logcode: IPCI
Global ID: WDR100000359

	Signature	Print Name (Company)	Date	Time
Relinquished by		Carlos Alvarez (IPC)	11/03/21	~~12:10~~
Received by		Armando Olmos (PCL)	11/3/21	12:30
Relinquished by		Armando Olmos (PCL)	11/3/21	14:35
Received by				
Relinquished by				
Received in lab by		NOV 03 2021		1435

Sample Received Checklist

Temperature upon receipt: 4 °C

# of bottles agrees with COC?	(Yes) No
Samples intact?	(Yes) No
Samples properly preserved?	(Yes) No
Samples in holding time?	(Yes) No

Compliance Monitor

Initial Flow _____

Final Flow _____

Sample Type	**Preservations**
~~Grab~~	**HC** - HCl
Comp	**HS** - H_2SO_4
Matrix	**HN** - HNO_3
AQ - Water	**HP** - H_3PO_4
SO -Soil / Sludge	**OH** - NaOH
OT - Other	**ST** - Sodium Thiosulfate
Bottle Type	**AA** - Ascorbic Acid
P - Plastic	**Al** - $AlCl_3$
G - Amber Glass	**Cu** -$CuSO_4$
VOA - 40 ml Vial	
Coli - bacteria	

Note: Samples are discarded 30 days after results are reported, unless other arrangements are made.

PAT-CHEM
LABORATORIES

QUALITY ANALYTICAL SERVICES SINCE 1987

1824 1st Street
San Fernando, CA 91340
(818) 639-5300 ph
(818) 639-5306 fx
pat-chem.com

Customer: **Integrated Performance Consultants, Inc.**
9297 Research Drive
Irvine CA, 92618

Attention: Ric Vardel
Report Date: 19-Nov-21 13:27
Subject: (MCC) Monthly EFF

Project/P.O.#: (MCC) Monthly EFF

Parameter	Method	QC Batch	RL	Prepared	Analyzed	Result	Notes
EFF (Sample I.D.# : 21K0114-01) Collected: 03-Nov-21 By CA of IPC							
Physical Properties							
Total Dissolved Solids	SM 2540C	AK10542	5	05-Nov-21	06-Nov-21	**904 mg/l**	
Inorganic Constituents							
Chloride	EPA 300.0	AK10431	20.0	04-Nov-21	08-Nov-21	**178 mg/l**	
Sulfate as SO4	EPA 300.0	AK10431	10.0	04-Nov-21	08-Nov-21	**223 mg/l**	
Boron	EPA 200.7	AK10529	0.10	05-Nov-21	10-Nov-21	**0.19 mg/l**	
Phosphorus, Total as P	EPA 365.3	AK10837	0.05	08-Nov-21	10-Nov-21	**0.17 mg/l**	
Aggregate Organic Constituents							
MBAS	SM 5540 C	AK10428	0.20	04-Nov-21	04-Nov-21	**<0.20 mg/l**	
Oil & Grease (HEM)	EPA 1664A	AK11748	5	17-Nov-21	18-Nov-21	**<5 mg/l**	

Notes and Definitions

RL Reporting Limit - The lowest amount of a constituent that can be reliably quantified and reported.

Respectfully Submitted,



Steve Jefferson 11/19/2021
Laboratory Director

Pat-Chem Laboratories
1824 1st Street
San Fernando, CA 91340

CHAIN OF CUSTODY RECORD

Phone (818) 639-5300
Fax (818) 639-5306

Environmental Sample

Sample I.D.#: 21K0114

Customer: IPC - Integrated Performance Consultants, Inc.		**Project :** (MCC) EFF - Monthly	
Address: 9297 Research Drive Irvine CA 92618	**Sampled by:** Carlos Alvarez	**P.O. #:**	
	Report Attention: Ric Vardel / Golan Kfir	**Phone #:** 949-382-9067	

Sample Description	Date Sampled	Time Sampled	# of bottles	Required Tests	Sample Type	Matrix	Bottle Type	Preserve	Field Data (pH / Temperature) pH: Field Lab
EFF	11/03/21	1200	1	Sulfate, Chloride, TDS	Grab	AQ	1/2 Gal. P	4°C	
			1	MBAS	Grab	AQ	500 P	4°C	
			1	Oil & Grease	Grab	AQ	1L G	HC	
			1	Boron	Grab	AQ	250 P	HN	
			1	T.Phos	Grab	AQ	500 P	4°C	

RECEIVED
NOV 03 2021
By

Geotracker EDD:
Logcode: IPCI
Global ID: WDR100000359

	Signature	Print Name (Company)	Date	Time
Relinquished by		Carlos Alvarez (IPC)	11/03/21	1210
Received by		Armando Olmos (PW)	11/3/21	12:30
Relinquished by		Armando Olmos (PW)	11/3/21	14:35
Received by				
Relinquished by				
Received in lab by		NOV 03 2021		1435

Sample Received Checklist

Temperature upon receipt: 4°C

# of bottles agrees with COC?	(Yes)	No
Samples intact?	(Yes)	No
Samples properly preserved?	(Yes)	No
Samples in holding time?	(Yes)	No

Compliance Monitor

Initial Flow _____

Final Flow _____

Sample Type
(Grab)
Comp

Matrix
(AQ) - Water
SO -Soil / Sludge
OT - Other

Bottle Type
(P) - Plastic
(G) - Amber Glass
VOA - 40 ml Vial
Coli - bacteria

Preservations
HC - HCl
HS - H_2SO_4
(HN) - HNO_3
HP - H_3PO_4
OH - NaOH
ST - Sodium Thiosulfate
AA - Ascorbic Acid
AI - $AlCl_3$
Cu -$CuSO_4$

Note: Samples are discarded 30 days after results are reported, unless other arrangements are made.

Rev 2 Effective 5/1/17

PAT-CHEM LABORATORIES
QUALITY ANALYTICAL SERVICES SINCE 1987
1824 1st Street
San Fernando, CA 91340
(818) 639-5300 ph
(818) 639-5306 fx
pat-chem.com

Customer: **Integrated Performance Consultants, Inc.**
9297 Research Drive
Irvine CA, 92618

Attention: Ric Vardel
Report Date: 19-Nov-21 14:03
Subject: (MCC) Weekly EFF

Project/P.O.#: (MCC) Weekly EFF

Parameter	Method	QC Batch	RL	Prepared	Analyzed	Result	Notes
EFF (Sample I.D.# : 21K0112-01) Collected: 03-Nov-21 By MA of IPC							
Physical Properties							
Total Suspended Solids	SM2540D	AK10543	1	05-Nov-21	06-Nov-21	**<1 mg/l**	
Inorganic Constituents							
Ammonia as N	EPA 350.1	AK10533	0.10	05-Nov-21	05-Nov-21	**0.22 mg/l**	
Nitrate as N	EPA 353.2	AK10530	0.05	05-Nov-21	05-Nov-21	**1.38 mg/l**	
Nitrite as N	EPA 353.2	AK10530	0.05	05-Nov-21	05-Nov-21	**<0.05 mg/l**	
Total Kjeldahl Nitrogen	EPA 351.2	AK10528	0.10	05-Nov-21	06-Nov-21	**0.42 mg/l**	
EFF (Sample I.D.# : 21K0112-02) Collected: 02-Nov-21 By MA of IPC							
Aggregate Organic Constituents							
Biochemical Oxygen Demand	SM 5210B	AK10437	2	04-Nov-21	09-Nov-21	**5 mg/l**	

Notes and Definitions

RL Reporting Limit - The lowest amount of a constituent that can be reliably quantified and reported.

Respectfully Submitted,

Steve Jefferson 11/19/2021
Laboratory Director

Pat-Chem Laboratories
1824 1st Street
San Fernando, CA 91340

CHAIN OF CUSTODY RECORD

Phone (818) 639-5300
Fax (818) 639-5306

Environmental Sample

Sample I.D.#: 21K0112

Customer:	IPC - Integrated Performance Consultants, Inc.	Project:	**(MCC) Weekly EFF**
Address:	9297 Research Drive	Sampled by:	Carlos Alvarez
	Irvine CA 92618	Report Attention:	Ric Vardel / Golan Kfir
		P.O. #:	
		Phone #:	949-382-9067

Sample Description	Date Sampled	Time Sampled	# of bottles	Required Tests	Sample Type	Matrix	Bottle Type	Preserve	Field Data (pH / Temperature) pH: Field Lab
EFF	11/03/21	1200	1	TSS	Grab	AQ	1-Liter-Plastic	4°C	
"	"	"	1	Ammonia, TKN	Grab	AQ	500ml Plastic	4°C	
"	"	"	1	Nitrate, Nitrite	Grab	AQ	250ml Plastic	4°C	
"	11/02/21	0000	1	BOD	Comp	AQ	1-Liter-Plastic	4°C	

RECEIVED
NOV 03 2021
By

Geotracker EDC:
Logcode: IPCI
Global ID: WDR100000359

	Signature	Print Name (Company)	Date	Time
Relinquished by		Carlos Alvarez (IPC)	11/03/21	1210
Received by		Armando Olmos (IPC)	11/3/21	12:30
Relinquished by		Armando Olmos (IPC)	11/3/21	14:35
Received by				
Relinquished by				
Received in lab by		NOV 03 2021		1435

Sample Received Checklist

Temperature upon receipt: 4 °C

# of bottles agrees with COC?	Yes	No
Samples intact?	Yes	No
Samples properly preserved?	Yes	No
Samples in holding time?	Yes	No

Compliance Monitor

Initial Flow _____

Final Flow _____

Sample Type	Preservations
Grab	HC - HCl
Comp	HS - H_2SO_4
Matrix	HN - HNO_3
AQ - Water	HP - H_3PO_4
SO - Soil / Sludge	OH - NaOH
OT - Other	ST - Sodium Thiosulfate
Bottle Type	AA - Ascorbic Acid
P - Plastic	Al - $AlCl_3$
G - Amber Glass	Cu - $CuSO_4$
VOA - 40 ml Vial	
Coli - bacteria	

Note: Samples are discarded 30 days after results are reported, unless other arrangements are made.

PAT-CHEM LABORATORIES
QUALITY ANALYTICAL SERVICES SINCE 1987
1824 1st Street
San Fernando, CA 91340
(818) 639-5300 ph
(818) 639-5306 fx
pat-chem.com

Customer: **Integrated Performance Consultants, Inc.**
9297 Research Drive
Irvine CA, 92618

Attention: Ric Vardel
Report Date: 23-Dec-21 13:37
Subject: (MCC) Quarterly EFF

Project/P.O.#: (MCC) Quarterly EFF

Parameter	Method	QC Batch	RL	Prepared	Analyzed	Result	Notes
EFF (Sample I.D.# : 21K0185-01) Collected: 05-Nov-21 By CA of IPC							
Physical Properties							
Total Alkalinity	SM 2320B	AK10839	1	08-Nov-21	08-Nov-21	**188 mg/l**	
Carbonate Alkalinity	SM 2320B	AK10839	1	08-Nov-21	08-Nov-21	**<1 mg/l**	
Bicarbonate Alkalinity	SM 2320B	AK10839	1	08-Nov-21	08-Nov-21	**188 mg/l**	
Hydroxide Alkalinity	SM 2320B	AK10839	1	08-Nov-21	08-Nov-21	**<1 mg/l**	
Color	SM 2120 C	AK10838	5.0	08-Nov-21	08-Nov-21	**25.6 CU**	
Specific Conductance (EC)	SM 2510B	AK10949	0.1	09-Nov-21	09-Nov-21	**1410 uS/cm**	
Odor	SM 2150B	AK13062	1	05-Nov-21	05-Nov-21	**<1 T.O.N.**	
Inorganic Constituents							
Silver	EPA 200.8	AK10834	0.2	08-Nov-21	10-Nov-21	**<0.2 ug/l**	
Aluminum	EPA 200.8	AK10834	5.0	08-Nov-21	10-Nov-21	**45 ug/l**	
Fluoride	EPA 300.0	AK11133	0.10	11-Nov-21	15-Nov-21	**0.97 mg/l**	
Arsenic	EPA 200.8	AK10834	0.2	08-Nov-21	10-Nov-21	**0.5 ug/l**	
Barium	EPA 200.8	AK10834	0.5	08-Nov-21	10-Nov-21	**44 ug/l**	
Beryllium	EPA 200.8	AK10834	0.2	08-Nov-21	10-Nov-21	**<0.2 ug/l**	
Calcium	EPA 200.7	AK11032	0.10	10-Nov-21	12-Nov-21	**67.8 mg/l**	
Cadmium	EPA 200.8	AK10834	0.2	08-Nov-21	10-Nov-21	**<0.2 ug/l**	
Chromium - Total	EPA 200.8	AK10834	0.2	08-Nov-21	10-Nov-21	**2.6 ug/l**	
Copper	EPA 200.8	AK10834	0.2	08-Nov-21	10-Nov-21	**1.0 ug/l**	
Cyanide (total)	SM 4500-CN-E	AK10936	0.0040	09-Nov-21	09-Nov-21	**0.0050 mg/l**	
Iron	EPA 200.7	AK11032	0.02	10-Nov-21	11-Nov-21	**0.04 mg/l**	
Mercury	EPA 245.1	AK10935	0.20	09-Nov-21	10-Nov-21	**<0.20 ug/l**	
Magnesium	EPA 200.7	AK11032	0.10	10-Nov-21	12-Nov-21	**29.3 mg/l**	
Manganese	EPA 200.8	AK10834	0.5	08-Nov-21	10-Nov-21	**30 ug/l**	
Nickel	EPA 200.8	AK10834	0.5	08-Nov-21	10-Nov-21	**4.6 ug/l**	
Lead	EPA 200.8	AK10834	0.2	08-Nov-21	10-Nov-21	**<0.2 ug/l**	
pH	SM 4500H-B	AK10841	0.1	05-Nov-21	05-Nov-21	**7.3 pH Units**	

Respectfully Submitted,

Stephen Sakai 12/23/2021
Lab Director

PAT-CHEM LABORATORIES
QUALITY ANALYTICAL SERVICES SINCE 1987
1824 1st Street
San Fernando, CA 91340
(818) 639-5300 ph
(818) 639-5306 fx
pat-chem.com

Customer: **Integrated Performance Consultants, Inc.**
9297 Research Drive
Irvine CA, 92618

Attention: Ric Vardel
Report Date: 23-Dec-21 13:37
Subject: (MCC) Quarterly EFF

Project/P.O.#: (MCC) Quarterly EFF

Parameter	Method	QC Batch	RL	Prepared	Analyzed	Result	Notes
EFF (Sample I.D.# : 21K0185-01) Collected: 05-Nov-21 By CA of IPC							
Inorganic Constituents							
Antimony	EPA 200.8	AK10834	1.0	08-Nov-21	10-Nov-21	**1.2 ug/l**	
Selenium	EPA 200.8	AK10834	2.0	08-Nov-21	10-Nov-21	**<2.0 ug/l**	
Thallium	EPA 200.8	AK10834	1.0	08-Nov-21	10-Nov-21	**<1.0 ug/l**	
Uranium	EPA 200.8	AK10834	0.7	08-Nov-21	10-Nov-21	**0.9 pCi/L**	
Zinc	EPA 200.8	AK10834	1.0	08-Nov-21	10-Nov-21	**15 ug/l**	
Aggregate Organic Constituents							
MBAS	SM 5540 C	AK10842	0.20	06-Nov-21	08-Nov-21	**0.57 mg/l**	
Volatile Organic Chemicals (VOCs)							
Benzene	EPA 524.2	AK10251	0.5	10-Nov-21	10-Nov-21	**<0.5 ug/l**	
Carbon tetrachloride	EPA 524.2	AK10251	0.5	10-Nov-21	10-Nov-21	**<0.5 ug/l**	
1,2-Dichlorobenzene	EPA 524.2	AK10251	0.5	10-Nov-21	10-Nov-21	**<0.5 ug/l**	
1,4-Dichlorobenzene	EPA 524.2	AK10251	0.5	10-Nov-21	10-Nov-21	**<0.5 ug/l**	
1,1-Dichloroethane	EPA 524.2	AK10251	0.5	10-Nov-21	10-Nov-21	**<0.5 ug/l**	
1,2-Dichloroethane	EPA 524.2	AK10251	0.5	10-Nov-21	10-Nov-21	**<0.5 ug/l**	
1,1-Dichloroethylene	EPA 524.2	AK10251	0.5	10-Nov-21	10-Nov-21	**<0.5 ug/l**	
cis-1,2-Dichloroethylene	EPA 524.2	AK10251	0.5	10-Nov-21	10-Nov-21	**<0.5 ug/l**	
trans-1,2-Dichloroethylene	EPA 524.2	AK10251	0.5	10-Nov-21	10-Nov-21	**<0.5 ug/l**	
Methylene chloride (Dichloromethane)	EPA 524.2	AK10251	0.5	10-Nov-21	10-Nov-21	**<0.5 ug/l**	
1,2-Dichloropropane	EPA 524.2	AK10251	0.5	10-Nov-21	10-Nov-21	**<0.5 ug/l**	
cis-1,3-Dichloropropene	EPA 524.2	AK10251	0.5	10-Nov-21	10-Nov-21	**<0.5 ug/l**	
trans-1,3-Dichloropropene	EPA 524.2	AK10251	0.5	10-Nov-21	10-Nov-21	**<0.5 ug/l**	
Ethylbenzene	EPA 524.2	AK10251	0.5	10-Nov-21	10-Nov-21	**<0.5 ug/l**	
Methyl tert-butyl ether	EPA 524.2	AK10251	0.5	10-Nov-21	10-Nov-21	**<0.5 ug/l**	
Chlorobenzene	EPA 524.2	AK10251	0.5	10-Nov-21	10-Nov-21	**<0.5 ug/l**	
Styrene	EPA 524.2	AK10251	0.5	10-Nov-21	10-Nov-21	**<0.5 ug/l**	
1,1,2,2-Tetrachloroethane	EPA 524.2	AK10251	0.5	10-Nov-21	10-Nov-21	**<0.5 ug/l**	

Respectfully Submitted,

Stephen Sakai 12/23/2021
Lab Director

PAT-CHEM LABORATORIES
QUALITY ANALYTICAL SERVICES SINCE 1987
1824 1st Street
San Fernando, CA 91340
(818) 639-5300 ph
(818) 639-5306 fx
pat-chem.com

Customer: **Integrated Performance Consultants, Inc.**
9297 Research Drive
Irvine CA, 92618

Attention: Ric Vardel
Report Date: 23-Dec-21 13:37
Subject: (MCC) Quarterly EFF

Project/P.O.#: (MCC) Quarterly EFF

Parameter	Method	QC Batch	RL	Prepared	Analyzed	Result	Notes
EFF (Sample I.D.# : 21K0185-01) Collected: 05-Nov-21 By CA of IPC							
Volatile Organic Chemicals (VOCs)							
Tetrachloroethylene	EPA 524.2	AK10251	0.5	10-Nov-21	10-Nov-21	**<0.5 ug/l**	
Toluene	EPA 524.2	AK10251	0.5	10-Nov-21	10-Nov-21	**<0.5 ug/l**	
1,2,4-Trichlorobenzene	EPA 524.2	AK10251	0.5	10-Nov-21	10-Nov-21	**<0.5 ug/l**	
1,1,1-Trichloroethane	EPA 524.2	AK10251	0.5	10-Nov-21	10-Nov-21	**<0.5 ug/l**	
1,1,2-Trichloroethane	EPA 524.2	AK10251	0.5	10-Nov-21	10-Nov-21	**<0.5 ug/l**	
Trichloroethylene	EPA 524.2	AK10251	0.5	10-Nov-21	10-Nov-21	**<0.5 ug/l**	
Trichlorofluoromethane (Freon 11)	EPA 524.2	AK10251	0.5	10-Nov-21	10-Nov-21	**<0.5 ug/l**	
1,1,2-Trichloro-1,2,2-trifluoroethane	EPA 524.2	AK10251	0.5	10-Nov-21	10-Nov-21	**<0.5 ug/l**	
Vinyl chloride	EPA 524.2	AK10251	0.5	10-Nov-21	10-Nov-21	**<0.5 ug/l**	
m,p-Xylene	EPA 524.2	AK10251	0.5	10-Nov-21	10-Nov-21	**<0.5 ug/l**	
o-Xylene	EPA 524.2	AK10251	0.5	10-Nov-21	10-Nov-21	**<0.5 ug/l**	
Bromodichloromethane	EPA 524.2	AK10251	0.5	10-Nov-21	10-Nov-21	**1.0 ug/l**	
Bromoform	EPA 524.2	AK10251	0.5	10-Nov-21	10-Nov-21	**<0.5 ug/l**	
Chloroform	EPA 524.2	AK10251	0.5	10-Nov-21	10-Nov-21	**9.1 ug/l**	
Dibromochloromethane	EPA 524.2	AK10251	0.5	10-Nov-21	10-Nov-21	**<0.5 ug/l**	
Surrogate: Bromofluorobenzene	EPA 524.2	AK10251		10-Nov-21	10-Nov-21	*98.3 % (80-120)*	
Surrogate: Dibromofluoromethane	EPA 524.2	AK10251		10-Nov-21	10-Nov-21	*104 % (80-120)*	
Surrogate: Toluene-d8	EPA 524.2	AK10251		10-Nov-21	10-Nov-21	*96.5 % (80-120)*	
Disinfection Byproducts							
Monochloroacetic Acid	EPA 552.2	AK10250	1.00	16-Nov-21	17-Nov-21	**1.73 ug/l**	
Dichloroacetic Acid	EPA 552.2	AK10250	1.00	16-Nov-21	17-Nov-21	**5.85 ug/l**	
Trichloroacetic Acid	EPA 552.2	AK10250	1.00	16-Nov-21	17-Nov-21	**2.45 ug/l**	
Monobromoacetic Acid	EPA 552.2	AK10250	1.00	16-Nov-21	17-Nov-21	**<1.00 ug/l**	
Dibromoacetic Acid	EPA 552.2	AK10250	1.00	16-Nov-21	17-Nov-21	**<1.00 ug/l**	
Surrogate: 2,3-Dibromopropionic Acid	EPA 552.2	AK10250		16-Nov-21	17-Nov-21	*130 % (60-140)*	
Bromate	EPA 300.1	AK11543	100	15-Nov-21	16-Nov-21	**<100 ug/l**	
Chlorite	EPA 300.1	AK11543	400	15-Nov-21	16-Nov-21	**<400 ug/l**	

Respectfully Submitted,

Stephen Sakai 12/23/2021
Lab Director

PAT-CHEM LABORATORIES
QUALITY ANALYTICAL SERVICES SINCE 1987
1824 1st Street
San Fernando, CA 91340
(818) 639-5300 ph
(818) 639-5306 fx
pat-chem.com

Customer: **Integrated Performance Consultants, Inc.**
9297 Research Drive
Irvine CA, 92618

Attention: Ric Vardel
Report Date: 23-Dec-21 13:37
Subject: (MCC) Quarterly EFF

Project/P.O.#: (MCC) Quarterly EFF

Parameter	Method	QC Batch	RL	Prepared	Analyzed	Result	Notes
EFF (Sample I.D.# : 21K0185-01) Collected: 05-Nov-21 By CA of IPC							
Disinfection Byproducts							
Haloacetic Acids (HAA5)	[CALC]	[CALC]	1.00	10-Nov-21	17-Nov-21	**10.5 ug/l**	
Total Trihalomethanes	[CALC]	[CALC]	2.00	10-Nov-21	10-Nov-21	**10.2 ug/l**	
Synthetic Organic Chemicals (SOCs)							
1,2-Dibromo-3-Chloropropane (DBCP)	EPA 504.1	AK11544	0.010	15-Nov-21	17-Nov-21	**<0.010 ug/l**	
Ethylene Dibromide (EDB)	EPA 504.1	AK11544	0.020	15-Nov-21	17-Nov-21	**<0.020 ug/l**	
Di(2-ethylhexyl)adipate	EPA 506	AK10940	2.0	09-Nov-21	11-Nov-21	**<2.0 ug/l**	
Di(2-ethylhexyl)phthalate	EPA 506	AK10940	2.0	09-Nov-21	11-Nov-21	**<2.0 ug/l**	
Surrogate: o-Terphenyl	EPA 506	AK10940		09-Nov-21	11-Nov-21	*85.4 % (50-120)*	
Alachlor	EPA 507	AK11244	0.2	12-Nov-21	19-Nov-21	**<0.2 ug/l**	
Atrazine	EPA 507	AK11244	0.2	12-Nov-21	19-Nov-21	**<0.2 ug/l**	
Molinate	EPA 507	AK11244	0.2	12-Nov-21	19-Nov-21	**<0.2 ug/l**	
Simazine	EPA 507	AK11244	0.2	12-Nov-21	19-Nov-21	**<0.2 ug/l**	
Thiobencarb (Bolero)	EPA 507	AK11244	0.2	12-Nov-21	19-Nov-21	**<0.2 ug/l**	
Surrogate: 1,3-Dimethyl-2-nitrobenzene	EPA 507	AK11244		12-Nov-21	19-Nov-21	*63.4 % (40-120)*	
Chlordane	EPA 508	AK10835	0.1	08-Nov-21	08-Dec-21	**<0.1 ug/l**	
Endrin	EPA 508	AK10835	0.01	08-Nov-21	08-Dec-21	**<0.01 ug/l**	
Heptachlor	EPA 508	AK10835	0.01	08-Nov-21	08-Dec-21	**<0.01 ug/l**	
Heptachlor Epoxide	EPA 508	AK10835	0.01	08-Nov-21	08-Dec-21	**<0.01 ug/l**	
Hexachlorobenzene	EPA 508	AK10835	0.01	08-Nov-21	08-Dec-21	**<0.01 ug/l**	
Hexachlorocyclopentadiene	EPA 508	AK10835	0.01	08-Nov-21	08-Dec-21	**<0.01 ug/l**	
gamma-BHC (Lindane)	EPA 508	AK10835	0.01	08-Nov-21	08-Dec-21	**<0.01 ug/l**	
Methoxychlor	EPA 508	AK10835	0.05	08-Nov-21	08-Dec-21	**<0.05 ug/l**	
Aroclor 1016 (PCB)	EPA 508	AK10835	0.1	08-Nov-21	08-Dec-21	**<0.1 ug/l**	
Aroclor 1221 (PCB)	EPA 508	AK10835	0.1	08-Nov-21	08-Dec-21	**<0.1 ug/l**	
Aroclor 1232 (PCB)	EPA 508	AK10835	0.1	08-Nov-21	08-Dec-21	**<0.1 ug/l**	
Aroclor 1242 (PCB)	EPA 508	AK10835	0.1	08-Nov-21	08-Dec-21	**<0.1 ug/l**	

Respectfully Submitted,

Stephen Sakai 12/23/2021
Lab Director

PAT-CHEM LABORATORIES
QUALITY ANALYTICAL SERVICES SINCE 1987
1824 1st Street
San Fernando, CA 91340
(818) 639-5300 ph
(818) 639-5306 fx
pat-chem.com

Customer: **Integrated Performance Consultants, Inc.**
9297 Research Drive
Irvine CA, 92618

Attention: Ric Vardel
Report Date: 23-Dec-21 13:37
Subject: (MCC) Quarterly EFF

Project/P.O.#: (MCC) Quarterly EFF

Parameter	Method	QC Batch	RL	Prepared	Analyzed	Result	Notes
EFF (Sample I.D.# : 21K0185-01) Collected: 05-Nov-21 By CA of IPC							
Synthetic Organic Chemicals (SOCs)							
Aroclor 1248 (PCB)	EPA 508	AK10835	0.1	08-Nov-21	08-Dec-21	**<0.1 ug/l**	
Aroclor 1254 (PCB)	EPA 508	AK10835	0.1	08-Nov-21	08-Dec-21	**<0.1 ug/l**	
Aroclor 1260 (PCB)	EPA 508	AK10835	0.1	08-Nov-21	08-Dec-21	**<0.1 ug/l**	
Total PCBs	EPA 508	AK10835	0.1	08-Nov-21	08-Dec-21	**<0.1 ug/l**	
Toxaphene	EPA 508	AK10835	0.1	08-Nov-21	08-Dec-21	**<0.1 ug/l**	
Surrogate: Tetrachloro-m-xylene	EPA 508	AK10835		08-Nov-21	08-Dec-21	*62.5 % (50-120)*	
Surrogate: Decachlorobiphenyl	EPA 508	AK10835		08-Nov-21	08-Dec-21	*206 % (50-120)*	
Bentazon	EPA 515.1	AK11649	1.0	16-Nov-21	19-Nov-21	**<1.0 ug/l**	
2,4-D	EPA 515.1	AK11649	1.0	16-Nov-21	19-Nov-21	**<1.0 ug/l**	
Dalapon	EPA 515.1	AK11649	5.0	16-Nov-21	19-Nov-21	**<5.0 ug/l**	
Dinoseb	EPA 515.1	AK11649	1.0	16-Nov-21	19-Nov-21	**<1.0 ug/l**	
Pentachlorophenol (PCP)	EPA 515.1	AK11649	0.1	16-Nov-21	19-Nov-21	**<0.1 ug/l**	
Picloram	EPA 515.1	AK11649	1.0	16-Nov-21	19-Nov-21	**<1.0 ug/l**	
2,4,5-TP	EPA 515.1	AK11649	0.2	16-Nov-21	19-Nov-21	**<0.2 ug/l**	
Surrogate: 2,4-DCAA	EPA 515.1	AK11649		16-Nov-21	19-Nov-21	*88.1 % (60-140)*	
Benzo (a) pyrene	EPA 550	AK10941	0.05	09-Nov-21	11-Nov-21	**<0.05 ug/l**	
Surrogate: Decafluorobiphenyl	EPA 550	AK10941		09-Nov-21	11-Nov-21	*50.1 % (45-120)*	
Carbofuran	EPA 8321A	AK11243	1.0	12-Nov-21	23-Nov-21	**<1.0 ug/l**	
Oxamyl	EPA 8321A	AK11243	2.0	12-Nov-21	23-Nov-21	**<2.0 ug/l**	
Surrogate: Atrazine	EPA 8321A	AK11243		12-Nov-21	23-Nov-21	*111 % (60-140)*	

Respectfully Submitted,

Stephen Sakai 12/23/2021
Lab Director

PAT-CHEM
LABORATORIES

QUALITY ANALYTICAL SERVICES SINCE 1987

1824 1st Street
San Fernando, CA 91340
(818) 639-5300 ph
(818) 639-5306 fx
pat-chem.com

Customer: **Integrated Performance Consultants, Inc.**
9297 Research Drive
Irvine CA, 92618

Attention: Ric Vardel
Report Date: 23-Dec-21 13:37
Subject: (MCC) Quarterly EFF

Project/P.O.#: (MCC) Quarterly EFF

Notes and Definitions

RL Reporting Limit - The lowest amount of a constituent that can be reliably quantified and reported.

Respectfully Submitted,

Stephen Sakai 12/23/2021
Lab Director

CERES Analytical Laboratory, Inc.
4919 Windplay Dr. Suite 1, El Dorado Hills, CA 95762

November 18, 2021 Ceres ID: 14812

Pat-Chem Laboratories
1824 1st Street
San Fernando, CA 91340

The following report contains the results for the one waste water sample received on November 11, 2021. This sample was analyzed for 2,3,7,8-TCDD by EPA 1613B. Routine turn-around time was provided for this work.

This work was authorized under Pat-Chem Laboratories' Project # 21K0185.

Continuing Calibration Verification (CCV) Requirements
All associated calibration verification standard(s) (CCV) met the acceptance criteria.

The report consists of a Cover Letter, Sample Inventory (Section I), Data Summary (Section II), Sample Tracking (Section VI), and Qualifiers/Abbreviations (Section VII). Raw Data (Section III), Continuing Calibration (Section IV), and Initial Calibration (Section V) are available in a full report (.pdf format) upon request.

If you have any questions regarding this report, please feel free to contact me at (916)932-5011.

Sincerely,

James M. Hedin
Director of Operations/CEO
jhedin@ceres-lab.com

Section I: Sample Inventory

Ceres Sample ID:	Sample ID	Date Received	Collection Date	&Time
14812-001	21K0185-01	11/11/2021	11/5/2021	10:45

Section II: Data Summary

CERES Analytical Laboratory, Inc.
4919 Windplay Dr.Suite 1, El Dorado Hills, CA 95762

EPA Method 1613B

Quality Assurance Sample **Method Blank**		**Date Received:** NA
	QC Batch #: 2521	**Date Extracted:** 11/12/2021
	Matrix: Waste Water	**Date Analyzed:** 11/15/2021
Project ID: 21K0185	**Sample Size:** 1.000 L	

Analyte	Conc. (pg/L)	MDL	RL	Qual.	Labeled Standards	% R	LCL-UCL (a)	Qualifiers
2,3,7,8-TCDD	DL= 3.24	0.772	5.00		13C-2378-TCDD	77.1	31-137	
					CRS			
					37Cl4-2378-TCDD	76.3	35-197	

DL - Signifies Non-Detect (ND<) sample specific detection limit.
EMPC - Estimated Maximum Possible Concentration due to ion abundance ratio failure.
(a) - Lower control limit - Upper control limit

Analyst: JMH **Reviewed by: BS**

CERES Analytical Laboratory, Inc.
4919 Windplay Dr. Suite 1, El Dorado Hills, CA 95762

EPA Method 1613B

Quality Assurance Sample **Ongoing Precision and Recovery**		**Date Received:** NA
	QC Batch #: 2521	**Date Extracted:** 11/12/2021
	Matrix: Waste Water	**Date Analyzed:** 11/15/2021
Project ID: 21K0185	**Sample Size:** 1.000 L	

Analyte	Conc. (ng/mL)	Limits (a)	Labeled Standards	% Rec.	Limits (a)
2,3,7,8-TCDD	9.72	7.3-14.6	13C-2378-TCDD	94.5	25-141
			CRS		
			37Cl4-2378-TCDD	106	37-158

(a) Limits based on method acceptance criteria.

Analyst: JMH **Reviewed by: BS**

CERES Analytical Laboratory, Inc.
4919 Windplay Dr. Suite 1, El Dorado Hills, CA 95762

EPA Method 1613B

Client Sample ID: 21K0185-01		
Project ID: 21K0185	**Ceres Sample ID:** 14812-001	**Date Received:** 11/11/2021
	QC Batch #: 2521	**Date Extracted:** 11/12/2021
Date Collected: 11/5/2021	**Matrix:** Waste Water	**Date Analyzed:** 11/16/2021
Time Collected: 10:45	**Sample Size:** 0.950 L	

Analyte	Conc. (pg/L)	MDL	RL	Qual.	Labeled Standards	% R	LCL-UCL (a)	Qualifiers
2,3,7,8-TCDD	DL= 3.09	0.772	5.26		13C-2378-TCDD	63.9	31-137	
					CRS			
					37Cl4-2378-TCDD	98.7	42-164	

DL - Signifies Non-Detect (ND<) sample specific detection limit.
EMPC - Estimated Maximum Possible Concentration due to ion abundance ratio failure.
(a) - Lower control limit - Upper control limit

Analyst: JMH **Reviewed by: BS**

Section VI: Sample Tracking

SUBCONTRACT ORDER

Pat-Chem Laboratories

21K0185

SENDING LABORATORY:

Pat-Chem Laboratories
1824 First Street
San Fernando, CA 91340
Phone: 818-639-5300
Fax: 818-639-5306
Project Manager: Stephen Berentsen

RECEIVING LABORATORY:

Ceres Analytical Laboratoy, Inc
4919 Windplay Dr. Suite 1
El Dorado Hills, CA 95762
Phone :(916) 932-5011
Fax: (888) 932-5011

Analysis	Due	Expires	Laboratory ID	Comments
Sample ID: 21K0185-01 DISTR **Water**	**Sampled: 05-Nov-21 10:45**			**Wastewater/IPC [MCC] EFF-Quarterly**
Dioxin 2,3,7,8-TCDD 1613 (Sub)	22-Nov-21 12:00	12-Nov-21 10:45		
Containers Supplied:				

Released By	Date	Received By	Date
	NOV 09 2021		11/11/21 10:00
Released By	Date	Received By	Date

Sample Receipt Check List Logged by: _____ (initials)

Ceres ID: 14812	Date/Time: 11/11/21 10:00
Client Project ID: 21K0185	Received Temp: 5.6 °C Acceptable: (Y) / N
Chain of Custody Relinquished by signed?	(Y) / N
Chain of Custody Received by signed?	(Y) / N
Custody Seals? Present?	Y / N
Intact?	Y / N
NA:	(NA)
Unlabeled / Illegible Samples	Y / (N)
Proper Containers:	(Y) / N
Preservation Acceptable (Chemical or Temperature)?	(Y) / N
Drinking Water, Sodium Thiosulfate present?	Y / (N) / NA
Residual Cl?	Y / (N)
Aqueous sample pH: 7	

List COC discrepancies:

11/11/21

List Damaged Samples:

11/11/21

Section VII: Qualifiers/Abbreviations

J	Concentration found below the lower quantitation limit but greater than zero.
B	Analyte present in the associated Method Blank.
E	Concentration found exceeds the Calibration range of the HRGC/HRMS.
D	This analyte concentration was calculated from a dilution.
X	The concentration found is the estimated maximum possible concentration due to chlorinated diphenyl ethers present in the sample.
H	Recovery limits exceeded. See cover letter.
*****	Results taken from dilution.
I	Interference. See cover letter.
Conc.	Concentration Found
DL	Calculated Detection Limit
ND	Non-Detect
% Rec.	Percent Recovery

December 21, 2021

Pat-Chem Laboratories
ATTN:Steven Jefferson
1824 1st St
San Fernando, CA 91340

Lab ID : SP 2115908
Customer : 2-12670

Laboratory Report

Introduction: This report package contains total of 7 pages divided into 3 sections:

Case Narrative	(2 pages)	: An overview of the work performed at FGL.
Sample Results	(2 pages)	: Results for each sample submitted.
Quality Control	(3 pages)	: Supporting Quality Control (QC) results.

Case Narrative

This Case Narrative pertains to the following samples:

Sample Description	Date Sampled	Date Received	FGL Lab ID #	Matrix
21K0185-01	11/05/2021	11/08/2021	SP 2115908-001	WW

Sampling and Receipt Information: All samples were received in acceptable condition and within temperature requirements, unless noted on the Condition Upon Receipt (CUR) form. All samples arrived on ice. All samples were prepared and analyzed within the method specified hold time. All samples were checked for pH if acid or base preservation is required (except for VOAs). For details of sample receipt information, please see the attached Chain of Custody and Condition Upon Receipt Form.

Quality Control: All samples were prepared and analyzed according to the following tables:

Radio QC

900.0	12/01/2021:218633 All analysis quality controls are within established criteria.
	11/10/2021:213094 All preparation quality controls are within established criteria (performed at FGL-SP ELAP# 1573), except: The following note applies to Gross Alpha, Gross Beta: 435 Sample matrix may be affecting this analyte. Data was accepted based on the LCS or CCV recovery.
903.0	12/06/2021:218907 All analysis quality controls are within established criteria.
	11/28/2021:213462 All preparation quality controls are within established criteria (performed at FGL-SP ELAP# 1573).
906.0	12/01/2021:218629 All analysis quality controls are within established criteria.
	11/29/2021:213786 All preparation quality controls are within established criteria (performed at FGL-SP ELAP# 1573).

Corporate Offices & Laboratory
853 Corporation Street
Santa Paula, CA 93060
TEL: (805)392-2000
Env FAX: (805)525-4172 / Ag FAX: (805)392-2063
CA ELAP Certification No. 1573

Office & Laboratory
2500 Stagecoach Road
Stockton, CA 95215
TEL: (209)942-0182
FAX: (209)942-0423
CA ELAP Certification No. 1563

Office & Laboratory
563 E. Lindo Avenue
Chico, CA 95926
TEL: (530)343-5818
FAX: (530)343-3807
CA ELAP Certification No. 2670

Office & Laboratory
3442 Empresa Drive, Suite D
San Luis Obispo, CA 93401
TEL: (805)783-2940
FAX: (805)783-2912
CA ELAP Certification No. 2775

Office & Laboratory
9415 W. Goshen Avenue
Visalia, CA 93291
TEL: (559)734-9473
FAX: (559)734-8435
CA ELAP Certification No. 2810

December 21, 2021 Lab ID : SP 2115908
Pat-Chem Laboratories Customer : 2-12670

Radio QC

Ra - 05	11/28/2021:218693 All analysis quality controls are within established criteria.
	11/22/2021:213417 All preparation quality controls are within established criteria (performed at FGL-SP ELAP# 1573).

Inorganic - Wet Chemistry QC

314.0	11/12/2021:217728 All analysis quality controls are within established criteria.
	11/11/2021:213251 All preparation quality controls are within established criteria (performed at FGL-SP ELAP# 1573), except: The following note applies to Perchlorate: 435 Sample matrix may be affecting this analyte. Data was accepted based on the LCS or CCV recovery.

Certification:: I certify that this data package is in compliance with ELAP standards, both technically and for completeness, except for any conditions listed above. Release of the data contained in this data package is authorized by the Laboratory Director or his designee, as verified by the following electronic signature.

KD:MKH

Approved By **Kelly A. Dunnahoo, B.S.** Digitally signed by Kelly A. Dunnahoo, B.S.
Title: Laboratory Director
Date: 2021-12-21

December 21, 2021

Pat-Chem Laboratories
ATTN:Steven Jefferson
1824 1st St
San Fernando, CA 91340

Description : 21K0185-01
Project : 21K0185

Lab ID : SP 2115908-001
Customer ID : 2-12670

Sampled On : November 5, 2021-10:45
Sampled By : Not Available
Received On : November 8, 2021-12:50
Matrix : Waste Water

Sample Result - Inorganic

Constituent	Result	PQL	Units	Note	Sample Preparation Method	Sample Preparation Date/ID	Sample Analysis Method	Sample Analysis Date/ID
Wet Chemistry								
Perchlorate	ND	2	ug/L		314.0	11/11/21:213251	314.0	11/12/21:217728

ND=Non-Detected. PQL=Practical Quantitation Limit. * PQL adjusted for dilution.

Corporate Offices & Laboratory
853 Corporation Street
Santa Paula, CA 93060
TEL: (805)392-2000
Env FAX: (805)525-4172 / Ag FAX: (805)392-2063
CA ELAP Certification No. 1573

Office & Laboratory
2500 Stagecoach Road
Stockton, CA 95215
TEL: (209)942-0182
FAX: (209)942-0423
CA ELAP Certification No. 1563

Office & Laboratory
563 E. Lindo Avenue
Chico, CA 95926
TEL: (530)343-5818
FAX: (530)343-3807
CA ELAP Certification No. 2670

Office & Laboratory
3442 Empresa Drive, Suite D
San Luis Obispo, CA 93401
TEL: (805)783-2940
FAX: (805)783-2912
CA ELAP Certification No. 2775

Office & Laboratory
9415 W. Goshen Avenue
Visalia, CA 93291
TEL: (559)734-9473
FAX: (559)734-8435
CA ELAP Certification No. 2810

December 21, 2021

Pat-Chem Laboratories
ATTN:Steven Jefferson
1824 1st St
San Fernando, CA 91340

Description : 21K0185-01
Project : 21K0185

Lab ID : SP 2115908-001
Customer ID : 2-12670

Sampled On : November 5, 2021-10:45
Sampled By : Not Available
Received On : November 8, 2021-12:50
Matrix : Waste Water

Sample Result - Radio

Constituent	Result ± Error	MDA	Units	MCL/AL	Sample Preparation		Sample Analysis	
					Method	Date/ID	Method	Date/ID
Radio Chemistry								
Gross Alpha	4.31 ± 1.44	2.04	pCi/L	15/5	900.0	11/10/21-08:00 2P2113094	900.0	12/01/21-09:37 2A2118633
Gross Beta	4.09 ± 0.964	1.17	pCi/L	50	900.0	11/10/21-08:00 2P2113094	900.0	12/01/21-09:37 2A2118633
Total Alpha Radium (226)	0.284 ± 0.185	0.410	pCi/L		903.0	11/28/21-15:00 2P2113462	903.0	12/06/21-14:32 2A2118907
Tritium	330 ± 276	434	pCi/L	20000	906.0	11/29/21-10:30 2P2113786	906.0	12/01/21-08:55 2A2118629
Ra 228	0.000 ± 0.565	0.624	pCi/L		Ra - 05	11/22/21-16:30 2P2113417	Ra - 05	11/28/21-15:30 2A2118693

ND=Non-Detected. PQL=Practical Quantitation Limit. * PQL adjusted for dilution.

MDA = Minimum Detectable Activity (Calculated at the 95% confidence level) = Data utilized by DHS to determine matrix interference.
MCL / AL = Maximum Contamination Level / Action Level. Alpha's Action Level of 5 pCi/L is based on the Assigned Value (AV).
AV = Assigned Value(Gross Alpha Result + (0.84 x Error)). CCR Section 64442: Drinking Water Compliance Note: Do the following
If Gross Alpha's (AV) exceeds 5 pCi/L run Uranium. If Gross Alpha's (AV) minus Uranium exceeds 5 pCi/L run Radium 226.

Drinking Water Compliance:
Gross Alpha (AV) minus Uranium is less than or equal to 15 pCi/L
Uranium is less than or equal to 20 pCi/L
Radium 226 + Radium 228 is less than or equal to 5 pCi/L

Note: Samples are held for 3-6 months prior to disposal.

Corporate Offices & Laboratory
853 Corporation Street
Santa Paula, CA 93060
TEL: (805)392-2000
Env FAX: (805)525-4172 / Ag FAX: (805)392-2063
CA ELAP Certification No. 1573

Office & Laboratory
2500 Stagecoach Road
Stockton, CA 95215
TEL: (209)942-0182
FAX: (209)942-0423
CA ELAP Certification No. 1563

Office & Laboratory
563 E. Lindo Avenue
Chico, CA 95926
TEL: (530)343-5818
FAX: (530)343-3807
CA ELAP Certification No. 2670

Office & Laboratory
3442 Empresa Drive, Suite D
San Luis Obispo, CA 93401
TEL: (805)783-2940
FAX: (805)783-2912
CA ELAP Certification No. 2775

Office & Laboratory
9415 W. Goshen Avenue
Visalia, CA 93291
TEL: (559)734-9473
FAX: (559)734-8435
CA ELAP Certification No. 2810

December 21, 2021 Lab ID : SP 2115908
Pat-Chem Laboratories Customer : 2-12670

Quality Control - Inorganic

Constituent	Method	Date/ID	Type	Units	Conc.	QC Data	DQO	Note
Wet Chem								
Perchlorate	314.0	11/11/21:213251MCA	Blank	ug/L		ND	<2	
			LCS	ug/L	25.00	91.8 %	85-115	
			MS	ug/L	25.00	129 %	80-120	435
		(CC 2183897-001)	MSD	ug/L	25.00	129 %	80-120	435
			MSRPD	ug/L	25.00	0.03%	≤15	
	314.0	11/12/21:217728MCA	CCB	ppb		0.00	4	
			CCV	ppb	20.00	97.4 %	85-115	
			CCB	ppb		0.00	4	
			CCV	ppb	10.00	111 %	85-115	

Definition

CCV	: Continuing Calibration Verification - Analyzed to verify the instrument calibration is within criteria.
CCB	: Continuing Calibration Blank - Analyzed to verify the instrument baseline is within criteria.
Blank	: Method Blank - Prepared to verify that the preparation process is not contributing contamination to the samples.
LCS	: Laboratory Control Standard/Sample - Prepared to verify that the preparation process is not affecting analyte recovery.
MS	: Matrix Spikes - A random sample is spiked with a known amount of analyte. The recoveries are an indication of how that sample matrix affects analyte recovery.
MSD	: Matrix Spike Duplicate of MS/MSD pair - A random sample duplicate is spiked with a known amount of analyte. The recoveries are an indication of how that sample matrix affects analyte recovery.
MSRPD	: MS/MSD Relative Percent Difference (RPD) - The MS relative percent difference is an indication of precision for the preparation and analysis.
ND	: Non-detect - Result was below the DQO listed for the analyte.
DQO	: Data Quality Objective - This is the criteria against which the quality control data is compared.

Explanation

435	: Sample matrix may be affecting this analyte. Data was accepted based on the LCS or CCV recovery.

Corporate Offices & Laboratory
853 Corporation Street
Santa Paula, CA 93060
TEL: (805)392-2000
Env FAX: (805)525-4172 / Ag FAX: (805)392-2063
CA ELAP Certification No. 1573

Office & Laboratory
2500 Stagecoach Road
Stockton, CA 95215
TEL: (209)942-0182
FAX: (209)942-0423
CA ELAP Certification No. 1563

Office & Laboratory
563 E. Lindo Avenue
Chico, CA 95926
TEL: (530)343-5818
FAX: (530)343-3807
CA ELAP Certification No. 2670

Office & Laboratory
3442 Empresa Drive, Suite D
San Luis Obispo, CA 93401
TEL: (805)783-2940
FAX: (805)783-2912
CA ELAP Certification No. 2775

Office & Laboratory
9415 W. Goshen Avenue
Visalia, CA 93291
TEL: (559)734-9473
FAX: (559)734-8435
CA ELAP Certification No. 2810

December 21, 2021 Lab ID : SP 2115908
Pat-Chem Laboratories Customer : 2-12670

Quality Control - Radio

Constituent	Method	Date/ID	Type	Units	Conc.	QC Data	DQO	Note
Radio								
Alpha	900.0	12/01/21:218633JCA	CCV	cpm	7299	42.3 %	35-47	
			CCB	cpm		0.1200	0.15	
Beta	900.0	12/01/21:218633JCA	CCV	cpm	7299	94.4 %	83-94	
			CCB	cpm		0.460	0.5	
Gross Alpha	900.0	11/10/21:213094ejc	Blank	pCi/L		0.26	3	
			LCS	pCi/L	201.1	79.0 %	75-125	
			MS	pCi/L	268.1	47.8 %	60-140	435
		(SP 2110350-001)	MSD	pCi/L	268.1	41.4 %	60-140	435
			MSRPD	pCi/L	268.1	14.0%	≤30	
Gross Beta	900.0	11/10/21:213094ejc	Blank	pCi/L		1.36	4	
			LCS	pCi/L	35.10	110 %	84-160	
			MS	pCi/L	46.80	49.8 %	80-130	435
		(SP 2110350-001)	MSD	pCi/L	46.80	51.9 %	80-130	435
			MSRPD	pCi/L	268.1	3.6%	≤30	
Alpha	903.0	12/06/21:218907JCA	CCV	cpm	7623	40.3 %	37-46	
			CCB	cpm		0.0600	0.17	
Total Alpha Radium (226)	903.0	11/28/21:213462emv	RgBlk	pCi/L		0.06	2	
			LCS	pCi/L	24.38	62.6 %	52-107	
			BS	pCi/L	24.38	59.3 %	43-111	
			BSD	pCi/L	24.38	59.5 %	43-111	
			BSRPD	pCi/L	24.38	0.4%	≤35.5	
Tritium	906.0	11/29/21:213786jca	Blank	pCi/L		21	<300	
			LCS	pCi/L	1542	104 %	75-125	
			BS	pCi/L	1542	103 %	75-125	
			BSD	pCi/L	1542	104 %	75-125	
			BSRPD	pCi/L	1542	0.5%	≤25	
	906.0	12/01/21:218629JCA	CCV	pCi/L	22500	103 %	90-110	
			CCB	pCi/L		174	500	
Beta	Ra - 05	11/28/21:218693emv	CCV	cpm	7629	92.5 %	84-94	
			CCB	cpm		0.400	0.5	
Ra 228	Ra - 05	11/22/21:213417emv	RgBlk	pCi/L		-0.21	3	
			LRS	pCi/L	14.10	82.0 %	65-108	
			BS	pCi/L	14.10	86.5 %	75-125	
			BSD	pCi/L	14.10	93.8 %	75-125	
			BSRPD	pCi/L	14.10	1.0	≤3	

Definition

CCV	: Continuing Calibration Verification - Analyzed to verify the instrument calibration is within criteria.
CCB	: Continuing Calibration Blank - Analyzed to verify the instrument baseline is within criteria.
Blank	: Method Blank - Prepared to verify that the preparation process is not contributing contamination to the samples.
RgBlk	: Method Reagent Blank - Prepared to correct for any reagent contributions to sample result.
LCS	: Laboratory Control Standard/Sample - Prepared to verify that the preparation process is not affecting analyte recovery.
LRS	: Laboratory Recovery Standard - Prepared to establish the batch recovery factor used in result calculations.
MS	: Matrix Spikes - A random sample is spiked with a known amount of analyte. The recoveries are an indication of how that sample matrix affects analyte recovery.
MSD	: Matrix Spike Duplicate of MS/MSD pair - A random sample duplicate is spiked with a known amount of analyte. The recoveries are an indication of how that sample matrix affects analyte recovery.
BS	: Blank Spikes - A blank is spiked with a known amount of analyte. It is prepared to verify that the preparation process is not affecting analyte recovery.
BSD	: Blank Spike Duplicate of BS/BSD pair - A blank duplicate is spiked with a known amount of analyte. It is prepared to verify that the preparation process is not affecting analyte recovery.
MSRPD	: MS/MSD Relative Percent Difference (RPD) - The MS relative percent difference is an indication of precision for the preparation and analysis.
BSRPD	: BS/BSD Relative Percent Difference (RPD) - The BS relative percent difference is an indication of precision for the preparation and analysis.
ND	: Non-detect - Result was below the DQO listed for the analyte.

December 21, 2021 Lab ID : SP 2115908
Pat-Chem Laboratories Customer : 2-12670

Quality Control - Radio

Definition	
DQO	: Data Quality Objective - This is the criteria against which the quality control data is compared.
Explanation	
435	: Sample matrix may be affecting this analyte. Data was accepted based on the LCS or CCV recovery.

SUBCONTRACT ORDER

Pat-Chem Laboratories

21K0185

2115908

SENDING LABORATORY:

Pat-Chem Laboratories
1824 First Street
San Fernando, CA 91340
Phone: 818-639-5300
Fax: 818-639-5306
Project Manager: Stephen Berentsen

RECEIVING LABORATORY:

Fruit Growers - FGL
853 Corporation Street
Santa Paula, CA 93060
Phone :(805) 525-3824
Fax: (805) 525-4172

Analysis	Due	Expires	Laboratory ID	Comments
Sample ID: 21K0185-01 WASTE **Water**	**Sampled: 05-Nov-21 10:45**			**Wastewater/IPC [MCC] EFF-Quarterly**
Tritium (Sub)	22-Nov-21 12:00	07-Nov-21 10:45		
Sr-90 (Strontium 90) (Sub)	22-Nov-21 12:00	04-May-22 10:45		
Radium 226 228 (Sub)	22-Nov-21 12:00	04-May-22 10:45		
Perchlorate 314.0 (Sub)	22-Nov-21 12:00	03-Dec-21 10:45		
Gross beta SUB	22-Nov-21 12:00	04-May-22 10:45		
Gross alpha SUB	22-Nov-21 12:00	04-May-22 10:45		
Containers Supplied:				

Released By	Date	Received By	Date
[signature]	NOV 0 8 2021	CDA	11/8/21 12:50 CDA
[signature]	11/8/21	11/8/21 CDA	12:50

3

ENVIRONMENTAL AGRICULTURAL
Analytical Chemists

Subcontract to Pace Analytical, LLC

CHAIN OF CUSTODY
AND ANALYSES REQUEST FORM

Chain of Custody Information

Lab Number:

Client: Fruit Growers Laboratory
Address: 853 Corporation St.
Santa Paula, CA 93060-3005

Phone: Fax:
Contact:
Project: **SP 2115908**
Purchase Order:

Sampler(s): Not Available

Compositor Setup Date: Time:

Samp Num	Location Description	Date Sampled	Time Sampled	Method of Sampling: Composite (C) Grab(G)	Type of Sample	Potable(P) Non-Potable(NP) Ag Waiver (AgW)	Bacti Type: Other(O) System(SYS) Source(SR) Waste(W)	Bacti Reason: Routine(ROUT) Repeat(RPT) Replace(RPL) Other(O) Special(SPL)	Sub Contracted-Strontium 90 Quote #: 20200923JRH-1 250 ml(AGT)								
1	21K0185-01	11/05/2021	10:45	G	WW				1								

Remarks
ï¿½:Report Note:ï¿½Do not send to State!

Relinquished	Date	Time	Relinquished	Date	Time	Relinquished	Date	Time
Received By:	Date	Time	Received By:	Date	Time	Received By:	Date	Time

Corporate Offices & Laboratory
853 Corporation Street
Santa Paula, CA 93060
TEL: (805)392-2000
Env FAX: (805)525-4172 / Ag FAX: (805)392-2063
CA ELAP Certification No. 1573

Office & Laboratory
2500 Stagecoach Road
Stockton, CA 95215
TEL: (209)942-0182
FAX: (209)942-0423
CA ELAP Certification No. 1563

Office & Laboratory
563 E. Lindo Avenue
Chico, CA 95926
TEL: (530)343-5818
FAX: (530)343-3807
CA ELAP Certification No. 2670

Office & Laboratory
3442 Empresa Drive, Suite D
San Luis Obispo, CA 93401
TEL: (805)783-2940
FAX: (805)783-2912
CA ELAP Certification No. 2775

Office & Laboratory
9415 W. Goshen Avenue
Visalia, CA 93291
TEL: (559)734-9473
FAX: (559)734-8435
CA ELAP Certification No. 2810

Condition Upon Receipt (Attach to COC) SP 2115908

Sample Receipt at SP:

1. Number of ice chests/packages received: **OTC**
2. Shipper tracking numbers _____
3. Were samples received in a chilled condition?
   Temps: **ROI** / **3c** /_____/_____/_____/_____/_____

4. Surface water (SWTR) bact samples: A sample that has a temperature upon receipt of >10C, whether iced or not, should be flagged unless the time since sample collection has been less than two hours.
5. Do the number of bottles received agree with the COC? **Yes** **No** **N/A**
6. Verify sample date, time, sampler **Yes** **No** **N/A**
7. Were the samples received intact? (i.e. no broken bottles, leaks, etc.) **Yes** **No**
8. Were sample custody seals intact? **Yes** **No** **N/A**

Sample Verification, Labeling and Distribution:

1. Were all requested analyses understood and acceptable? **Yes** **No**
2. Did bottle labels correspond with the client's ID's? **Yes** **No**
3. Were all bottles requiring sample preservation properly preserved? **Yes** **No** **N/A** **FGL**
   [Exception: Oil & Grease, VOA and CrVI verified in lab]
4. VOAs checked for Headspace? **Yes** **No** **N/A**
5. Were all analyses within holding times at time of receipt? **Yes** **No**
6. Have rush or project due dates been checked and accepted? **Yes** **No** **N/A**

Include a copy of the COC for lab delivery. (Bacti. Inorganics and Radio)

Sample Receipt, Login and Verification completed by: Reviewed and Approved By **Celina D. Arenas**

Digitally signed by Celina D. Arenas
Title: Sample Receiving
Date: 11/08/2021-16:45:04

Discrepency Documentation:

Any items above which are "No" or do not meet specifications (i.e. temps) must be resolved.

1. Person Contacted: _____ Phone Number: _____
   Initiated By: _____ Date: _____
   Problem:

   Resolution:

2. Person Contacted: _____ Phone Number: _____
   Initiated By: _____ Date: _____
   Problem:

   Resolution:

(2012670)
Pat-Chem Laboratories
SP 2115908
CDA-11/08/2021-16:45:04

LA Testing
520 Mission Street South Pasadena, CA 91030
Phone/Fax: (323) 254-9960 / (323) 254-9982
http://www.LATesting.com / pasadenalab@latesting.com

LA Testing Order ID: 322120692
Customer ID: PTCM42
Customer PO:
Project ID:

Attn: Steve Berentsen
Pat Chem Laboratories
1824 1st St
San Fernando, CA 91340

Phone: (805) 532-0012
Fax:
Received: 11/09/2021
Analyzed: 11/21/2021

Proj: 21K0185

Test Report: Determination of Asbestos Structures ≥ 0.5 µm & > 10µm in Water Performed by the 100.2 Method (EPA 600/R-94/134)

Sample ID Client / EMSL	Sample Filtration Date/Time	Original Sample Vol. Filtered (ml)	Effective Filter Area (mm²)	Area Analyzed (mm²)	ASBESTOS					
						Asbestos Types	Fibers Detected	Analytical Sensitivity	Concentration	Confidence Limits
								MFL (million fibers per liter)		
21K0185-01 322120692-0001	11/10/2021 11:50 AM	30	1288	0.2193	≥ 0.5 µm	None Detected	ND	0.20	<0.20	0.00 - 0.72
					> 10 µm only	None Detected	ND	0.20	<0.20	0.00 - 0.72

Collection Date/Time: *11/05/2021 10:45 AM*

Sample ozonated prior to analysis due to lab receipt time exceeding 48hr method hold time.

Analyst(s)
Sherrie Ahmad (1)

Jerry Drapala Ph.D, Laboratory Manager
or Other Approved Signatory

Any questions please contact Jerry Drapala.

Initial report from: 11/21/2021 10:30:30

LA Testing maintains liability limited to cost of analysis. Interpretation and use of test results are the responsibility of the client. This report relates only to the samples reported above, and may not be reproduced, except in full, without written approval by LA Testing. LA Testing bears no responsibility for sample collection activities or analytical method limitations. The report reflects the samples as received. Results are generated from the field sampling data (sampling volumes and areas, locations, etc.) provided by the client on the Chain of Custody. Samples are within quality control criteria and met method specifications unless otherwise noted. Estimation of uncertainty is available on request. Sample collection and containers provided by the client, acceptable bottle blank level is defined as ≤0.01MFL>10um. ND=None Detected. No Fibers Detected: the value will be reported as less than 369% of the concentration equivalent to one fiber. 1 to 4 fibers: The result will be reported as less than the corresponding upper 95% confidence limit (Poisson),5 to 30 fibers: Mean and 95% confidence intervals will be reported on the basis of the Poisson assumption. When more than 30 fibers are counted, both the Gaussian 95% confidence interval and the Poisson 95% confidence interval will be calculated. The large of these two intervals will be selected for data reporting. When the Gaussian 95% confidence interval is selected for data reporting, the Poisson will also be noted.

Samples analyzed by LA Testing South Pasadena, CA CA ELAP 2283

WECK LABORATORIES, INC.

Certificate of Analysis

FINAL REPORT

Work Orders:	1K10035	**Report Date:**	12/03/2021
		Received Date:	11/10/2021
Project:	21K0185	**Turnaround Time:**	Normal
		Phones:	(818) 639-5300
		Fax:	(818) 639-5306
Attn:	Stephen Berentsen	**P.O. #:**	
Client:	Pat-Chem Laboratories, Inc. 1824 1st Street San Fernando, CA 91340	**Billing Code:**	

ELAP-CA #1132 • EPA-UCMR #CA00211 • Guam-EPA #17-008R • HW-DOH #4047 • LACSD #10143 • NELAP-OR #4047 • NJ-DEP #CA015 • NV-DEP #NAC 445A • SCAQMD #93LA1006

This is a complete final report. The information in this report applies to the samples analyzed in accordance with the chain-of-custody document. Weck Laboratories certifies that the test results meet all requirements of TNI unless noted by qualifiers or written in the Case Narrative. This analytical report must be reproduced in its entirety.

Dear Stephen Berentsen,

Enclosed are the results of analyses for samples received 11/10/21 with the Chain-of-Custody document. The samples were received in good condition, at 5.2 °C and on ice. All analyses met the method criteria except as noted in the case narrative or in the report with data qualifiers.

Reviewed by:



Rahul R. Nair
Project Manager

14859 Clark Avenue,City of Industry CA, 91745 | Phone: (626) 336-2139 | Fax: (626) 336-2634

www.wecklabs.com

Pat-Chem Laboratories, Inc.
1824 1st Street
San Fernando, CA 91340

Project Number: 21K0185

Project Manager: Stephen Berentsen

Reported:
12/03/2021 17:54

Sample Summary

Sample Name	Sampled By	Lab ID	Matrix	Sampled	Qualifiers
21K0185-01	Client	1K10035-01	Water	11/05/21 10:45	

14859 Clark Avenue,City of Industry CA, 91745 | Phone: (626) 336-2139 | Fax: (626) 336-2634
www.wecklabs.com

Pat-Chem Laboratories, Inc.
1824 1st Street
San Fernando, CA 91340

Project Number: 21K0185

Project Manager: Stephen Berentsen

Reported:
12/03/2021 17:54

Sample Results

Sample: 21K0185-01
1K10035-01 (Water)

Sampled: 11/05/21 10:45 by Client

Analyte	Result	MRL	Units	Dil	Analyzed	Qualifier
Diquat and Paraquat by EPA 549.2						
Method: EPA 549.2		**Instr:** LC10				
Batch ID: W1K0935 **Preparation:** EPA 549.2/SPE		**Prepared:** 11/12/21 08:33				**Analyst:** PJS
Diquat	ND	20	ug/l	1	11/23/21	M-02
Endothall By EPA 548.1						
Method: EPA 548.1		**Instr:** GCMS06				
Batch ID: W1K1011 **Preparation:** EPA 548.1/SPE		**Prepared:** 11/15/21 09:18				**Analyst:** rmr
Endothall	ND	45	ug/l	1	11/20/21	U-01
Glyphosate by EPA 547						
Method: EPA 547		**Instr:** LC11				
Batch ID: W1K1072 **Preparation:** _NONE (LC)		**Prepared:** 11/15/21 15:36				**Analyst:** PJS
Glyphosate	ND	5.0	ug/l	1	11/16/21	

14859 Clark Avenue,City of Industry CA, 91745 | Phone: (626) 336-2139 | Fax: (626) 336-2634
www.wecklabs.com

Pat-Chem Laboratories, Inc.
1824 1st Street
San Fernando, CA 91340

Project Number: 21K0185

Project Manager: Stephen Berentsen

Reported: 12/03/2021 17:54

Quality Control Results

Diquat and Paraquat by EPA 549.2

Analyte	Result	MRL	Units	Spike Level	Source Result	%REC	%REC Limits	RPD	RPD Limit	Qualifier
Batch: W1K0935 - EPA 549.2										
Blank (W1K0935-BLK1)				**Prepared: 11/12/21**	**Analyzed: 11/23/21**					
Diquat	ND	4.0	ug/l							
LCS (W1K0935-BS1)				**Prepared: 11/12/21**	**Analyzed: 11/23/21**					
Diquat	17.9	4.0	ug/l	20.0		90	70-130			
Matrix Spike (W1K0935-MS1)	**Source: 1K10035-01**			**Prepared: 11/12/21**	**Analyzed: 11/23/21**					
Diquat	52.3	20	ug/l	100	ND	52	46-122			M-02
Matrix Spike Dup (W1K0935-MSD1)	**Source: 1K10035-01**			**Prepared: 11/12/21**	**Analyzed: 11/23/21**					
Diquat	68.0	20	ug/l	100	ND	68	46-122	26	30	M-02

Quality Control Results

Endothall By EPA 548.1

Analyte	Result	MRL	Units	Spike Level	Source Result	%REC	%REC Limits	RPD	RPD Limit	Qualifier
Batch: W1K1011 - EPA 548.1										
Blank (W1K1011-BLK1)				**Prepared: 11/15/21**	**Analyzed: 11/20/21**					
Endothall	ND	45	ug/l							
LCS (W1K1011-BS1)				**Prepared: 11/15/21**	**Analyzed: 11/20/21**					
Endothall	96.6	45	ug/l	100		97	31-117			
Matrix Spike (W1K1011-MS1)	**Source: 1K10035-01**			**Prepared: 11/15/21**	**Analyzed: 11/20/21**					
Endothall	5.35	45	ug/l	100	ND	5	0.1-109			
Matrix Spike Dup (W1K1011-MSD1)	**Source: 1K10035-01**			**Prepared: 11/15/21**	**Analyzed: 11/20/21**					
Endothall	4.95	45	ug/l	100	ND	5	0.1-109	200	30	R-03

Quality Control Results

Glyphosate by EPA 547

Analyte	Result	MRL	Units	Spike Level	Source Result	%REC	%REC Limits	RPD	RPD Limit	Qualifier
Batch: W1K1072 - EPA 547										
Blank (W1K1072-BLK1)				**Prepared: 11/15/21**	**Analyzed: 11/16/21**					
Glyphosate	ND	5.0	ug/l							
LCS (W1K1072-BS1)				**Prepared: 11/15/21**	**Analyzed: 11/16/21**					
Glyphosate	20.1	5.0	ug/l	25.0		81	70-130			
Matrix Spike (W1K1072-MS1)	**Source: 1J15017-01**			**Prepared: 11/15/21**	**Analyzed: 11/16/21**					
Glyphosate	20.6	5.0	ug/l	25.0	ND	83	41-149			
Matrix Spike (W1K1072-MS2)	**Source: 1K04094-01**			**Prepared: 11/15/21**	**Analyzed: 11/16/21**					
Glyphosate	21.6	5.0	ug/l	25.0	ND	86	41-149			
Matrix Spike Dup (W1K1072-MSD1)	**Source: 1J15017-01**			**Prepared: 11/15/21**	**Analyzed: 11/16/21**					
Glyphosate	24.3	5.0	ug/l	25.0	ND	97	41-149	16	30	
Matrix Spike Dup (W1K1072-MSD2)	**Source: 1K04094-01**			**Prepared: 11/15/21**	**Analyzed: 11/16/21**					
Glyphosate	23.5	5.0	ug/l	25.0	ND	94	41-149	9	30	

14859 Clark Avenue,City of Industry CA, 91745 | Phone: (626) 336-2139 | Fax: (626) 336-2634

www.wecklabs.com

Pat-Chem Laboratories, Inc.
1824 1st Street
San Fernando, CA 91340

Project Number: 21K0185

Project Manager: Stephen Berentsen

Reported:
12/03/2021 17:54

Notes and Definitions

Item	Definition
M-02	Due to the nature of matrix interferences, sample was diluted prior to preparation. The MDL and MRL were raised due to the dilution.
R-03	The RPD is not applicable for result below the reporting limit (either ND or J value).
U-01	The sample was received without the proper preservation.
%REC	Percent Recovery
Dil	Dilution
MRL	The minimum levels, concentrations, or quantities of a target variable (e.g., target analyte) that can be reported with a specified degree of confidence. The MRL is also known as Limit of Quantitation (LOQ)
ND	NOT DETECTED at or above the Method Reporting Limit (MRL). If Method Detection Limit (MDL) is reported, then ND means not detected at or above the MDL.
RPD	Relative Percent Difference
Source	Sample that was matrix spiked or duplicated.

Any remaining sample(s) will be disposed of one month from the final report date unless other arrangements are made in advance.

All results are expressed on wet weight basis unless otherwise specified.

All samples collected by Weck Laboratories have been sampled in accordance to laboratory SOP Number MIS002.

14859 Clark Avenue,City of Industry CA, 91745 | Phone: (626) 336-2139 | Fax: (626) 336-2634

www.wecklabs.com

Pat-Chem Laboratories
1824 1st Street
San Fernando, CA 91340

CHAIN OF CUSTODY RECORD

Phone (818) 639-5300
Fax (818) 639-5306

Environmental Sample

Sample I.D.#: 21K0185

Customer: IPC - Integrated Performance Consultants, Inc.		**Project:** (MCC) EFF - Quarterly	Page 1 of 2
Address: 9297 Research Drive Irvine CA 92618	**Sampled by:** Carlos Alvarez **Report Attention:** Ric Vardel / Golan Kfir	**P.O. #:** **Phone #:** 949-382-9067	

Sample Description	Date Sampled	Time Sampled	# of bottles	Required Tests	Sample Type	Matrix	Bottle Type	Preserve	Field Data (pH / Temperature) pH: Field Lab
EFF	11/05/21	1045	1	Ag, Al, As, Ba, Be, Ca, Cd, Cr, Cu, Fe, Mn, Hg, Ni, Sb, Se, Tl, U, Zn	Grab	AQ	1L P	HN	7.4/22.8
			1	Fluoride, Bromate, Chlorite, Color, Odor, pH, Conductivity, Alkalinity, Temperature	Grab	AQ	1/2 Gal. P	4°C	
			1	Cyanide	Grab	AQ	250 P	OH, AA	
			1	MBAS	Grab	AQ	500 P	4°C	
			6	524, 504	Grab	AQ	3-VOA	4°C	
			7	507, 515, 632, 508, 550, 506, 552	Grab	AQ	1L G	4°C	
			2	547 Glyphosate **(Sub-Out)**	Grab	AQ	1L G 40ml VOA VIAL AMBER	4°C	
			1	548 Endothall **(Sub-Out)**	Grab	AQ	1L G	4°C	
			1	549 Diquat **(Sub-Out)**	Grab	AQ	1L P AMBER	4°C	
			1	Dioxin - 2,3,7,8 TCDD **(Sub-Out)**	Grab	AQ	1L G	4°C	

RECEIVED
NOV 05 2021
By

	Signature	Print Name (Company)	Date	Time
Relinquished by		Carlos Alvarez (IPC)	11/05/21	1130
Received by		Cindy Mapes	11-5-21	1130
Relinquished by		Cindy Mapes	11/5/21	1240
Received by				
Relinquished by				
Received in lab by			NOV 05 2021	1240

Sample Received Checklist

Temperature upon receipt: 4°c
# of bottles agrees with COC? Yes No
Samples intact? Yes No
Samples properly preserved? Yes No
Samples in holding time? Yes No

Compliance Monitor

Initial Flow _____
Final Flow _____

Sample Type
Grab
Comp

Matrix
AQ - Water
SO - Soil / Sludge
OT - Other

Bottle Type
P - Plastic
G - Amber Glass
VOA - 40 ml Vial
Coli - bacteria

Preservations
HC - HCl
HS - H_2SO_4
HN - HNO_3
HP - H_3PO_4
OH - NaOH
ST - Sodium Thiosulfate
AA - Ascorbic Acid
Al - $AlCl_3$
Cu - $CuSO_4$

Note: Samples are discarded 30 days after results are reported, unless other arrangements are made.

Rev 2 Effective 5/1/17

Pat-Chem Laboratories
1824 1st Street
San Fernando, CA 91340

CHAIN OF CUSTODY RECORD

Phone (818) 639-5300
Fax (818) 639-5306

Environmental Sample

Sample I.D.#: 21K0185

Customer: IPC - Integrated Performance Consultants, Inc.
Project: (MCC) EFF - Quarterly

Address: 9297 Research Drive
Irvine CA 92618
Sampled by: Carlos Alvarez
Report Attention: Ric Vardel / Golan Kfir
P.O. #:
Phone #: 949-382-9067

Sample Description	Date Sampled	Time Sampled	# of bottles	Required Tests	Sample Type	Matrix	Bottle Type	Preserve	Field Data (pH, Temperature) pH: Field Lab
EFF	11/05/21	1045	4	Radium-226 & 228 (Sub-Out) Gross Alpha, Gross Beta	Grab	AQ	1L P	4°C	
			1	Strontium-90 (Sub-Out)	Grab	AQ	1L P	4°C	
			1	Tritium (Sub-Out)	Grab	AQ	VOA VIAL	4°C	
			1	Perchlorate (Sub-Out, leave headspace)	Grab	AQ	500 P	4°C	7.4/22.9
			1	Asbestos (Sub-Out)	Grab	AQ	1L G Amber	4°C	

RECEIVED
NOV 05 2021
By

	Signature	Print Name (Company)	Date	Time
Relinquished by		Carlos Alvarez (GPC)	11/05/21	1130
Received by		Cindy Martinez	11/5/21	1130
Relinquished by		Cindy Martinez	11/5/21	1240
Received by				
Relinquished by				
Received in lab by			NOV 05 2021	

Sample Received Checklist

Temperature upon receipt: _____
# of bottles agrees with COC? Yes No
Samples intact? Yes No
Samples properly preserved? Yes No
Samples in holding time? Yes No

Compliance Monitor

Initial Flow _____
Final Flow _____

Sample Type
Grab
Comp

Matrix
AQ - Water
SO -Soil / Sludge
OT - Other

Bottle Type
P - Plastic
G - Amber Glass
VOA - 40 ml Vial
Coli - bacteria

Preservations
HC - HCl
HS - H_2SO_4
HN - HNO_3
HP - H_3PO_4
OH - NaOH
ST - Sodium Thiosulfate
AA - Ascorbic Acid
Al - $AlCl_3$
Cu - $CuSO_4$

Note: Samples are discarded 30 days after results are reported, unless other arrangements are made.

Pat-Chem Laboratories
1824 1st Street
San Fernando, CA 91340

CHAIN OF CUSTODY RECORD

Phone (805) 532-0012
Fax (805) 532-0016

Environmental Sample

Sample I.D.#: 21K0185

Customer: IPC, Inc.		Project: MCC Quarterly EFF	
Address: 9297 Research Drive	Sampled by: Golan Kfir	P.O. #	
Irvine, CA 92618	Report Attention: Ric Vardel / Golan Kfir	Phone #: (949) 382-9067	

Sample Description	Date Sampled	Time Sampled	# of bottles	Required Tests	Sample Type	Matrix	Bottle Type	Preserve	Field Data (pH / Temperature) pH: Field Lab
EFF	11/8/21	12:30	1	Asbestos	Grab	AQ	1L G	4° C	

Signature	Print Name (Company)	Date	Time
Relinquished by: GK	Golan IPC	11/8/21	12:30
Received by:	Jonathan V. (PCL)	11/8	12:30
Relinquished by:	Jonathan (PCL)	11/8	13:30
Received by:			
Relinquished by:			
Received in lab by:			

Sample Received Checklist

Temperature upon receipt: 4°C

# of bottles agrees with COC? (Yes) No

Samples intact? (Yes) No

Samples properly preserved? (Yes) No

Samples in holding time? (Yes) No

Compliance Monitor

Initial Flow _____

Final Flow _____

Sample Type
Grab
Comp

Matrix
AQ - Water
SO - Soil / Sludge
OT - Other

Bottle Type
P - Plastic
G - Amber Glass
VOA - 40 ml Vial
Coli - bacteria

Preservations
HC - HCl
HS - H_2SO_4
HN - HNO_3
HP - H_3PO_4
OH - NaOH
ST - Sodium Thiosulfate
AA - Ascorbic Acid
AI - $AlCl_3$
Cu - $CuSO_4$

Note: Samples are discarded 30 days after results are reported, unless other arrangements are made.

PAT-CHEM LABORATORIES
QUALITY ANALYTICAL SERVICES SINCE 1987
1824 1st Street
San Fernando, CA 91340
(818) 639-5300 ph
(818) 639-5306 fx
pat-chem.com

Customer: **Integrated Performance Consultants, Inc.**
9297 Research Drive
Irvine CA, 92618

Attention: Ric Vardel
Report Date: 17-Jan-22 22:34
Subject: (MCC) Quarterly EFF

Project/P.O.#: (MCC) Quarterly EFF

Parameter	Method	QC Batch	RL	Prepared	Analyzed	Result	Notes
EFF (Sample I.D.# : 21K0185-01) Collected: 05-Nov-21 By CA of IPC							
Physical Properties							
Total Alkalinity	SM 2320B	AK10839	1	08-Nov-21	08-Nov-21	**188 mg/l**	
Carbonate Alkalinity	SM 2320B	AK10839	1	08-Nov-21	08-Nov-21	**<1 mg/l**	
Bicarbonate Alkalinity	SM 2320B	AK10839	1	08-Nov-21	08-Nov-21	**188 mg/l**	
Hydroxide Alkalinity	SM 2320B	AK10839	1	08-Nov-21	08-Nov-21	**<1 mg/l**	
Color	SM 2120 C	AK10838	5.0	08-Nov-21	08-Nov-21	**25.6 CU**	
Specific Conductance (EC)	SM 2510B	AK10949	0.1	09-Nov-21	09-Nov-21	**1410 uS/cm**	
Odor	SM 2150B	AK13062	1	05-Nov-21	05-Nov-21	**<1 T.O.N.**	
Temperature	SM 2550	AK10841		05-Nov-21	05-Nov-21	**73 °F**	
Inorganic Constituents							
Silver	EPA 200.8	AK10834	0.2	08-Nov-21	10-Nov-21	**<0.2 ug/l**	
Aluminum	EPA 200.8	AK10834	5.0	08-Nov-21	10-Nov-21	**45 ug/l**	
Fluoride	EPA 300.0	AK11133	0.10	11-Nov-21	15-Nov-21	**0.97 mg/l**	
Arsenic	EPA 200.8	AK10834	0.2	08-Nov-21	10-Nov-21	**0.5 ug/l**	
Barium	EPA 200.8	AK10834	0.5	08-Nov-21	10-Nov-21	**44 ug/l**	
Beryllium	EPA 200.8	AK10834	0.2	08-Nov-21	10-Nov-21	**<0.2 ug/l**	
Calcium	EPA 200.7	AK11032	0.10	10-Nov-21	12-Nov-21	**67.8 mg/l**	
Cadmium	EPA 200.8	AK10834	0.2	08-Nov-21	10-Nov-21	**<0.2 ug/l**	
Chromium - Total	EPA 200.8	AK10834	0.2	08-Nov-21	10-Nov-21	**2.6 ug/l**	
Copper	EPA 200.8	AK10834	0.2	08-Nov-21	10-Nov-21	**1.0 ug/l**	
Cyanide (total)	SM 4500-CN-E	AK10936	0.0040	09-Nov-21	09-Nov-21	**0.0050 mg/l**	
Iron	EPA 200.7	AK11032	0.02	10-Nov-21	11-Nov-21	**0.04 mg/l**	
Mercury	EPA 245.1	AK10935	0.20	09-Nov-21	10-Nov-21	**<0.20 ug/l**	
Magnesium	EPA 200.7	AK11032	0.10	10-Nov-21	12-Nov-21	**29.3 mg/l**	
Manganese	EPA 200.8	AK10834	0.5	08-Nov-21	10-Nov-21	**30 ug/l**	
Nickel	EPA 200.8	AK10834	0.5	08-Nov-21	10-Nov-21	**4.6 ug/l**	
Lead	EPA 200.8	AK10834	0.2	08-Nov-21	10-Nov-21	**<0.2 ug/l**	

Respectfully Submitted,

Stephen Sakai 1/17/2022
Lab Director

PAT-CHEM LABORATORIES
QUALITY ANALYTICAL SERVICES SINCE 1987
1824 1st Street
San Fernando, CA 91340
(818) 639-5300 ph
(818) 639-5306 fx
pat-chem.com

Customer: **Integrated Performance Consultants, Inc.**
9297 Research Drive
Irvine CA, 92618

Attention: Ric Vardel
Report Date: 17-Jan-22 22:34
Subject: (MCC) Quarterly EFF

Project/P.O.#: (MCC) Quarterly EFF

Parameter	Method	QC Batch	RL	Prepared	Analyzed	Result	Notes
EFF (Sample I.D.# : 21K0185-01) Collected: 05-Nov-21 By CA of IPC							
Inorganic Constituents							
pH	SM 4500H-B	AK10841	0.1	05-Nov-21	05-Nov-21	**7.4 pH Units**	A-01
Antimony	EPA 200.8	AK10834	1.0	08-Nov-21	10-Nov-21	**1.2 ug/l**	
Selenium	EPA 200.8	AK10834	2.0	08-Nov-21	10-Nov-21	**<2.0 ug/l**	
Thallium	EPA 200.8	AK10834	1.0	08-Nov-21	10-Nov-21	**<1.0 ug/l**	
Uranium	EPA 200.8	AK10834	0.7	08-Nov-21	10-Nov-21	**0.9 pCi/L**	
Zinc	EPA 200.8	AK10834	1.0	08-Nov-21	10-Nov-21	**15 ug/l**	
Aggregate Organic Constituents							
MBAS	SM 5540 C	AK10842	0.20	06-Nov-21	08-Nov-21	**0.57 mg/l**	
Volatile Organic Chemicals (VOCs)							
Benzene	EPA 524.2	AK10251	0.5	10-Nov-21	10-Nov-21	**<0.5 ug/l**	
Carbon tetrachloride	EPA 524.2	AK10251	0.5	10-Nov-21	10-Nov-21	**<0.5 ug/l**	
1,2-Dichlorobenzene	EPA 524.2	AK10251	0.5	10-Nov-21	10-Nov-21	**<0.5 ug/l**	
1,4-Dichlorobenzene	EPA 524.2	AK10251	0.5	10-Nov-21	10-Nov-21	**<0.5 ug/l**	
1,1-Dichloroethane	EPA 524.2	AK10251	0.5	10-Nov-21	10-Nov-21	**<0.5 ug/l**	
1,2-Dichloroethane	EPA 524.2	AK10251	0.5	10-Nov-21	10-Nov-21	**<0.5 ug/l**	
1,1-Dichloroethylene	EPA 524.2	AK10251	0.5	10-Nov-21	10-Nov-21	**<0.5 ug/l**	
cis-1,2-Dichloroethylene	EPA 524.2	AK10251	0.5	10-Nov-21	10-Nov-21	**<0.5 ug/l**	
trans-1,2-Dichloroethylene	EPA 524.2	AK10251	0.5	10-Nov-21	10-Nov-21	**<0.5 ug/l**	
Methylene chloride (Dichloromethane)	EPA 524.2	AK10251	0.5	10-Nov-21	10-Nov-21	**<0.5 ug/l**	
1,2-Dichloropropane	EPA 524.2	AK10251	0.5	10-Nov-21	10-Nov-21	**<0.5 ug/l**	
cis-1,3-Dichloropropene	EPA 524.2	AK10251	0.5	10-Nov-21	10-Nov-21	**<0.5 ug/l**	
trans-1,3-Dichloropropene	EPA 524.2	AK10251	0.5	10-Nov-21	10-Nov-21	**<0.5 ug/l**	
Ethylbenzene	EPA 524.2	AK10251	0.5	10-Nov-21	10-Nov-21	**<0.5 ug/l**	
Methyl tert-butyl ether	EPA 524.2	AK10251	0.5	10-Nov-21	10-Nov-21	**<0.5 ug/l**	
Chlorobenzene	EPA 524.2	AK10251	0.5	10-Nov-21	10-Nov-21	**<0.5 ug/l**	
Styrene	EPA 524.2	AK10251	0.5	10-Nov-21	10-Nov-21	**<0.5 ug/l**	

Respectfully Submitted,

Stephen Sakai 1/17/2022
Lab Director

PAT-CHEM LABORATORIES
QUALITY ANALYTICAL SERVICES SINCE 1987
1824 1st Street
San Fernando, CA 91340
(818) 639-5300 ph
(818) 639-5306 fx
pat-chem.com

Customer: **Integrated Performance Consultants, Inc.**
9297 Research Drive
Irvine CA, 92618

Attention: Ric Vardel
Report Date: 17-Jan-22 22:34
Subject: (MCC) Quarterly EFF

Project/P.O.#: (MCC) Quarterly EFF

Parameter	Method	QC Batch	RL	Prepared	Analyzed	Result	Notes
EFF (Sample I.D.# : 21K0185-01) Collected: 05-Nov-21 By CA of IPC							
Volatile Organic Chemicals (VOCs)							
1,1,2,2-Tetrachloroethane	EPA 524.2	AK10251	0.5	10-Nov-21	10-Nov-21	**<0.5 ug/l**	
Tetrachloroethylene	EPA 524.2	AK10251	0.5	10-Nov-21	10-Nov-21	**<0.5 ug/l**	
Toluene	EPA 524.2	AK10251	0.5	10-Nov-21	10-Nov-21	**<0.5 ug/l**	
1,2,4-Trichlorobenzene	EPA 524.2	AK10251	0.5	10-Nov-21	10-Nov-21	**<0.5 ug/l**	
1,1,1-Trichloroethane	EPA 524.2	AK10251	0.5	10-Nov-21	10-Nov-21	**<0.5 ug/l**	
1,1,2-Trichloroethane	EPA 524.2	AK10251	0.5	10-Nov-21	10-Nov-21	**<0.5 ug/l**	
Trichloroethylene	EPA 524.2	AK10251	0.5	10-Nov-21	10-Nov-21	**<0.5 ug/l**	
Trichlorofluoromethane (Freon 11)	EPA 524.2	AK10251	0.5	10-Nov-21	10-Nov-21	**<0.5 ug/l**	
1,1,2-Trichloro-1,2,2-trifluoroethane	EPA 524.2	AK10251	0.5	10-Nov-21	10-Nov-21	**<0.5 ug/l**	
Vinyl chloride	EPA 524.2	AK10251	0.5	10-Nov-21	10-Nov-21	**<0.5 ug/l**	
m,p-Xylene	EPA 524.2	AK10251	0.5	10-Nov-21	10-Nov-21	**<0.5 ug/l**	
o-Xylene	EPA 524.2	AK10251	0.5	10-Nov-21	10-Nov-21	**<0.5 ug/l**	
Bromodichloromethane	EPA 524.2	AK10251	0.5	10-Nov-21	10-Nov-21	**1.0 ug/l**	
Bromoform	EPA 524.2	AK10251	0.5	10-Nov-21	10-Nov-21	**<0.5 ug/l**	
Chloroform	EPA 524.2	AK10251	0.5	10-Nov-21	10-Nov-21	**9.1 ug/l**	
Dibromochloromethane	EPA 524.2	AK10251	0.5	10-Nov-21	10-Nov-21	**<0.5 ug/l**	
Surrogate: Bromofluorobenzene	EPA 524.2	AK10251		10-Nov-21	10-Nov-21	*98.3 % (80-120)*	
Surrogate: Dibromofluoromethane	EPA 524.2	AK10251		10-Nov-21	10-Nov-21	*104 % (80-120)*	
Surrogate: Toluene-d8	EPA 524.2	AK10251		10-Nov-21	10-Nov-21	*96.5 % (80-120)*	
Disinfection Byproducts							
Monochloroacetic Acid	EPA 552.2	AK10250	1.00	16-Nov-21	17-Nov-21	**1.73 ug/l**	
Dichloroacetic Acid	EPA 552.2	AK10250	1.00	16-Nov-21	17-Nov-21	**5.85 ug/l**	
Trichloroacetic Acid	EPA 552.2	AK10250	1.00	16-Nov-21	17-Nov-21	**2.45 ug/l**	
Monobromoacetic Acid	EPA 552.2	AK10250	1.00	16-Nov-21	17-Nov-21	**<1.00 ug/l**	
Dibromoacetic Acid	EPA 552.2	AK10250	1.00	16-Nov-21	17-Nov-21	**<1.00 ug/l**	
Surrogate: 2,3-Dibromopropionic Acid	EPA 552.2	AK10250		16-Nov-21	17-Nov-21	*130 % (60-140)*	
Bromate	EPA 300.1	AK11543	100	15-Nov-21	16-Nov-21	**<100 ug/l**	

Respectfully Submitted,

Stephen Sakai 1/17/2022
Lab Director

PAT-CHEM LABORATORIES
QUALITY ANALYTICAL SERVICES SINCE 1987
1824 1st Street
San Fernando, CA 91340
(818) 639-5300 ph
(818) 639-5306 fx
pat-chem.com

Customer: **Integrated Performance Consultants, Inc.**
9297 Research Drive
Irvine CA, 92618

Attention: Ric Vardel
Report Date: 17-Jan-22 22:34
Subject: (MCC) Quarterly EFF

Project/P.O.#: (MCC) Quarterly EFF

Parameter	Method	QC Batch	RL	Prepared	Analyzed	Result	Notes
EFF (Sample I.D.# : 21K0185-01) Collected: 05-Nov-21 By CA of IPC							
Disinfection Byproducts							
Chlorite	EPA 300.1	AK11543	400	15-Nov-21	16-Nov-21	**<400 ug/l**	
Haloacetic Acids (HAA5)	[CALC]	[CALC]	1.00	10-Nov-21	17-Nov-21	**10.5 ug/l**	
Total Trihalomethanes	[CALC]	[CALC]	2.00	10-Nov-21	10-Nov-21	**10.2 ug/l**	
Synthetic Organic Chemicals (SOCs)							
1,2-Dibromo-3-Chloropropane (DBCP)	EPA 504.1	AK11544	0.010	15-Nov-21	17-Nov-21	**<0.010 ug/l**	
Ethylene Dibromide (EDB)	EPA 504.1	AK11544	0.020	15-Nov-21	17-Nov-21	**<0.020 ug/l**	
Di(2-ethylhexyl)adipate	EPA 506	AK10940	2.0	09-Nov-21	11-Nov-21	**<2.0 ug/l**	
Di(2-ethylhexyl)phthalate	EPA 506	AK10940	2.0	09-Nov-21	11-Nov-21	**<2.0 ug/l**	
Surrogate: o-Terphenyl	EPA 506	AK10940		09-Nov-21	11-Nov-21	*85.4 % (50-120)*	
Alachlor	EPA 507	AK11244	0.2	12-Nov-21	19-Nov-21	**<0.2 ug/l**	
Atrazine	EPA 507	AK11244	0.2	12-Nov-21	19-Nov-21	**<0.2 ug/l**	
Molinate	EPA 507	AK11244	0.2	12-Nov-21	19-Nov-21	**<0.2 ug/l**	
Simazine	EPA 507	AK11244	0.2	12-Nov-21	19-Nov-21	**<0.2 ug/l**	
Thiobencarb (Bolero)	EPA 507	AK11244	0.2	12-Nov-21	19-Nov-21	**<0.2 ug/l**	
Surrogate: 1,3-Dimethyl-2-nitrobenzene	EPA 507	AK11244		12-Nov-21	19-Nov-21	*63.4 % (40-120)*	
Chlordane	EPA 508	AK10835	0.1	08-Nov-21	08-Dec-21	**<0.1 ug/l**	
Endrin	EPA 508	AK10835	0.01	08-Nov-21	08-Dec-21	**<0.01 ug/l**	
Heptachlor	EPA 508	AK10835	0.01	08-Nov-21	08-Dec-21	**<0.01 ug/l**	
Heptachlor Epoxide	EPA 508	AK10835	0.01	08-Nov-21	08-Dec-21	**<0.01 ug/l**	
Hexachlorobenzene	EPA 508	AK10835	0.01	08-Nov-21	08-Dec-21	**<0.01 ug/l**	
Hexachlorocyclopentadiene	EPA 508	AK10835	0.01	08-Nov-21	08-Dec-21	**<0.01 ug/l**	
gamma-BHC (Lindane)	EPA 508	AK10835	0.01	08-Nov-21	08-Dec-21	**<0.01 ug/l**	
Methoxychlor	EPA 508	AK10835	0.05	08-Nov-21	08-Dec-21	**<0.05 ug/l**	
Aroclor 1016 (PCB)	EPA 508	AK10835	0.1	08-Nov-21	08-Dec-21	**<0.1 ug/l**	
Aroclor 1221 (PCB)	EPA 508	AK10835	0.1	08-Nov-21	08-Dec-21	**<0.1 ug/l**	
Aroclor 1232 (PCB)	EPA 508	AK10835	0.1	08-Nov-21	08-Dec-21	**<0.1 ug/l**	

Respectfully Submitted,

Stephen Sakai 1/17/2022
Lab Director

PAT-CHEM LABORATORIES
QUALITY ANALYTICAL SERVICES SINCE 1987
1824 1st Street
San Fernando, CA 91340
(818) 639-5300 ph
(818) 639-5306 fx
pat-chem.com

Customer: **Integrated Performance Consultants, Inc.**
9297 Research Drive
Irvine CA, 92618

Attention: Ric Vardel
Report Date: 17-Jan-22 22:34
Subject: (MCC) Quarterly EFF

Project/P.O.#: (MCC) Quarterly EFF

Parameter	Method	QC Batch	RL	Prepared	Analyzed	Result	Notes
EFF (Sample I.D.# : 21K0185-01) Collected: 05-Nov-21 By CA of IPC							
Synthetic Organic Chemicals (SOCs)							
Aroclor 1242 (PCB)	EPA 508	AK10835	0.1	08-Nov-21	08-Dec-21	**<0.1 ug/l**	
Aroclor 1248 (PCB)	EPA 508	AK10835	0.1	08-Nov-21	08-Dec-21	**<0.1 ug/l**	
Aroclor 1254 (PCB)	EPA 508	AK10835	0.1	08-Nov-21	08-Dec-21	**<0.1 ug/l**	
Aroclor 1260 (PCB)	EPA 508	AK10835	0.1	08-Nov-21	08-Dec-21	**<0.1 ug/l**	
Total PCBs	EPA 508	AK10835	0.1	08-Nov-21	08-Dec-21	**<0.1 ug/l**	
Toxaphene	EPA 508	AK10835	0.1	08-Nov-21	08-Dec-21	**<0.1 ug/l**	
Surrogate: Tetrachloro-m-xylene	EPA 508	AK10835		08-Nov-21	08-Dec-21	*62.5 % (50-120)*	
Surrogate: Decachlorobiphenyl	EPA 508	AK10835		08-Nov-21	08-Dec-21	*206 % (50-120)*	
Bentazon	EPA 515.1	AK11649	1.0	16-Nov-21	19-Nov-21	**<1.0 ug/l**	
2,4-D	EPA 515.1	AK11649	1.0	16-Nov-21	19-Nov-21	**<1.0 ug/l**	
Dalapon	EPA 515.1	AK11649	5.0	16-Nov-21	19-Nov-21	**<5.0 ug/l**	
Dinoseb	EPA 515.1	AK11649	1.0	16-Nov-21	19-Nov-21	**<1.0 ug/l**	
Pentachlorophenol (PCP)	EPA 515.1	AK11649	0.1	16-Nov-21	19-Nov-21	**<0.1 ug/l**	
Picloram	EPA 515.1	AK11649	1.0	16-Nov-21	19-Nov-21	**<1.0 ug/l**	
2,4,5-TP	EPA 515.1	AK11649	0.2	16-Nov-21	19-Nov-21	**<0.2 ug/l**	
Surrogate: 2,4-DCAA	EPA 515.1	AK11649		16-Nov-21	19-Nov-21	*88.1 % (60-140)*	
Benzo (a) pyrene	EPA 550	AK10941	0.05	09-Nov-21	11-Nov-21	**<0.05 ug/l**	
Surrogate: Decafluorobiphenyl	EPA 550	AK10941		09-Nov-21	11-Nov-21	*50.1 % (45-120)*	
Carbofuran	EPA 8321A	AK11243	1.0	12-Nov-21	23-Nov-21	**<1.0 ug/l**	
Oxamyl	EPA 8321A	AK11243	2.0	12-Nov-21	23-Nov-21	**<2.0 ug/l**	
Surrogate: Atrazine	EPA 8321A	AK11243		12-Nov-21	23-Nov-21	*111 % (60-140)*	

Respectfully Submitted,

Stephen Sakai 1/17/2022
Lab Director

PAT-CHEM
LABORATORIES

QUALITY ANALYTICAL SERVICES SINCE 1987

1824 1st Street
San Fernando, CA 91340
(818) 639-5300 ph
(818) 639-5306 fx
pat-chem.com

Customer: **Integrated Performance Consultants, Inc.**
9297 Research Drive
Irvine CA, 92618

Attention: Ric Vardel
Report Date: 17-Jan-22 22:34
Subject: (MCC) Quarterly EFF

Project/P.O.#: (MCC) Quarterly EFF

Notes and Definitions

A-01 Langelier Index = -0.52 (Corrosive)

RL Reporting Limit - The lowest amount of a constituent that can be reliably quantified and reported.

Respectfully Submitted,

Stephen Sakai 1/17/2022
Lab Director

CERES Analytical Laboratory, Inc.
4919 Windplay Dr. Suite 1, El Dorado Hills, CA 95762

November 18, 2021 Ceres ID: 14812

Pat-Chem Laboratories
1824 1st Street
San Fernando, CA 91340

The following report contains the results for the one waste water sample received on November 11, 2021. This sample was analyzed for 2,3,7,8-TCDD by EPA 1613B. Routine turn-around time was provided for this work.

This work was authorized under Pat-Chem Laboratories' Project # 21K0185.

Continuing Calibration Verification (CCV) Requirements
All associated calibration verification standard(s) (CCV) met the acceptance criteria.

The report consists of a Cover Letter, Sample Inventory (Section I), Data Summary (Section II), Sample Tracking (Section VI), and Qualifiers/Abbreviations (Section VII). Raw Data (Section III), Continuing Calibration (Section IV), and Initial Calibration (Section V) are available in a full report (.pdf format) upon request.

If you have any questions regarding this report, please feel free to contact me at (916)932-5011.

Sincerely,

James M. Hedin
Director of Operations/CEO
jhedin@ceres-lab.com

Section I: Sample Inventory

Ceres Sample ID:	Sample ID	Date Received	Collection Date	&Time
14812-001	21K0185-01	11/11/2021	11/5/2021	10:45

Section II: Data Summary

CERES Analytical Laboratory, Inc.
4919 Windplay Dr.Suite 1, El Dorado Hills, CA 95762

EPA Method 1613B

Quality Assurance Sample **Method Blank**		**Date Received:** NA
	QC Batch #: 2521	**Date Extracted:** 11/12/2021
	Matrix: Waste Water	**Date Analyzed:** 11/15/2021
Project ID: 21K0185	**Sample Size:** 1.000 L	

Analyte	Conc. (pg/L)	MDL	RL	Qual.	Labeled Standards	% R	LCL-UCL (a)	Qualifiers
2,3,7,8-TCDD	DL= 3.24	0.772	5.00		13C-2378-TCDD	77.1	31-137	
					CRS			
					37Cl4-2378-TCDD	76.3	35-197	

DL - Signifies Non-Detect (ND<) sample specific detection limit.
EMPC - Estimated Maximum Possible Concentration due to ion abundance ratio failure.
(a) - Lower control limit - Upper control limit

Analyst: JMH **Reviewed by: BS**

CERES Analytical Laboratory, Inc.
4919 Windplay Dr. Suite 1, El Dorado Hills, CA 95762

EPA Method 1613B

Quality Assurance Sample **Ongoing Precision and Recovery**		**Date Received:** NA
	QC Batch #: 2521	**Date Extracted:** 11/12/2021
	Matrix: Waste Water	**Date Analyzed:** 11/15/2021
Project ID: 21K0185	**Sample Size:** 1.000 L	

Analyte	Conc. (ng/mL)	Limits (a)	Labeled Standards	% Rec.	Limits (a)
2,3,7,8-TCDD	9.72	7.3-14.6	13C-2378-TCDD	94.5	25-141
			CRS		
			37Cl4-2378-TCDD	106	37-158

(a) Limits based on method acceptance criteria.

Analyst: JMH **Reviewed by: BS**

CERES Analytical Laboratory, Inc.
4919 Windplay Dr. Suite 1, El Dorado Hills, CA 95762

EPA Method 1613B

Client Sample ID: 21K0185-01		
Project ID: 21K0185	**Ceres Sample ID:** 14812-001	**Date Received:** 11/11/2021
	QC Batch #: 2521	**Date Extracted:** 11/12/2021
Date Collected: 11/5/2021	**Matrix:** Waste Water	**Date Analyzed:** 11/16/2021
Time Collected: 10:45	**Sample Size:** 0.950 L	

Analyte	Conc. (pg/L)	MDL	RL	Qual.	Labeled Standards	% R	LCL-UCL (a)	Qualifiers
2,3,7,8-TCDD	DL= 3.09	0.772	5.26		13C-2378-TCDD	63.9	31-137	
					CRS			
					37Cl4-2378-TCDD	98.7	42-164	

DL - Signifies Non-Detect (ND<) sample specific detection limit.
EMPC - Estimated Maximum Possible Concentration due to ion abundance ratio failure.
(a) - Lower control limit - Upper control limit

Analyst: JMH **Reviewed by: BS**

Section VI: Sample Tracking

SUBCONTRACT ORDER

Pat-Chem Laboratories

21K0185

SENDING LABORATORY:

Pat-Chem Laboratories
1824 First Street
San Fernando, CA 91340
Phone: 818-639-5300
Fax: 818-639-5306
Project Manager: Stephen Berentsen

RECEIVING LABORATORY:

Ceres Analytical Laboratoy, Inc
4919 Windplay Dr. Suite 1
El Dorado Hills, CA 95762
Phone :(916) 932-5011
Fax: (888) 932-5011

Analysis	Due	Expires	Laboratory ID	Comments
Sample ID: 21K0185-01 DISTR **Water**	**Sampled: 05-Nov-21 10:45**			**Wastewater/IPC [MCC] EFF-Quarterly**
Dioxin 2,3,7,8-TCDD 1613 (Sub)	22-Nov-21 12:00	12-Nov-21 10:45		
Containers Supplied:				

Released By	Date	Received By	Date
	NOV 09 2021		11/11/21 10:00
Released By	Date	Received By	Date

Sample Receipt Check List Logged by: _____ (initials)

Ceres ID: 14812	Date/Time: 11/11/21 10:00
Client Project ID: 21K0185	Received Temp: 5.6 °C Acceptable: (Y) / N
Chain of Custody Relinquished by signed?	(Y) / N
Chain of Custody Received by signed?	(Y) / N
Custody Seals? Present?	Y / N
Intact?	Y / N
NA:	(NA)
Unlabeled / Illegible Samples	Y / (N)
Proper Containers:	(Y) / N
Preservation Acceptable (Chemical or Temperature)?	(Y) / N
Drinking Water, Sodium Thiosulfate present?	Y / (N) / NA
Residual Cl?	Y / (N)
Aqueous sample pH: 7	

List COC discrepancies:

11/11/21

List Damaged Samples:

11/11/21

Section VII: Qualifiers/Abbreviations

J	Concentration found below the lower quantitation limit but greater than zero.
B	Analyte present in the associated Method Blank.
E	Concentration found exceeds the Calibration range of the HRGC/HRMS.
D	This analyte concentration was calculated from a dilution.
X	The concentration found is the estimated maximum possible concentration due to chlorinated diphenyl ethers present in the sample.
H	Recovery limits exceeded. See cover letter.
*****	Results taken from dilution.
I	Interference. See cover letter.
Conc.	Concentration Found
DL	Calculated Detection Limit
ND	Non-Detect
% Rec.	Percent Recovery

December 21, 2021

Pat-Chem Laboratories
ATTN:Steven Jefferson
1824 1st St
San Fernando, CA 91340

Lab ID : SP 2115908
Customer : 2-12670

Laboratory Report

Introduction: This report package contains total of 7 pages divided into 3 sections:

Case Narrative	(2 pages)	: An overview of the work performed at FGL.
Sample Results	(2 pages)	: Results for each sample submitted.
Quality Control	(3 pages)	: Supporting Quality Control (QC) results.

Case Narrative

This Case Narrative pertains to the following samples:

Sample Description	Date Sampled	Date Received	FGL Lab ID #	Matrix
21K0185-01	11/05/2021	11/08/2021	SP 2115908-001	WW

Sampling and Receipt Information: All samples were received in acceptable condition and within temperature requirements, unless noted on the Condition Upon Receipt (CUR) form. All samples arrived on ice. All samples were prepared and analyzed within the method specified hold time. All samples were checked for pH if acid or base preservation is required (except for VOAs). For details of sample receipt information, please see the attached Chain of Custody and Condition Upon Receipt Form.

Quality Control: All samples were prepared and analyzed according to the following tables:

Radio QC

900.0	12/01/2021:218633 All analysis quality controls are within established criteria.
	11/10/2021:213094 All preparation quality controls are within established criteria (performed at FGL-SP ELAP# 1573), except: The following note applies to Gross Alpha, Gross Beta: 435 Sample matrix may be affecting this analyte. Data was accepted based on the LCS or CCV recovery.
903.0	12/06/2021:218907 All analysis quality controls are within established criteria.
	11/28/2021:213462 All preparation quality controls are within established criteria (performed at FGL-SP ELAP# 1573).
906.0	12/01/2021:218629 All analysis quality controls are within established criteria.
	11/29/2021:213786 All preparation quality controls are within established criteria (performed at FGL-SP ELAP# 1573).

Corporate Offices & Laboratory
853 Corporation Street
Santa Paula, CA 93060
TEL: (805)392-2000
Env FAX: (805)525-4172 / Ag FAX: (805)392-2063
CA ELAP Certification No. 1573

Office & Laboratory
2500 Stagecoach Road
Stockton, CA 95215
TEL: (209)942-0182
FAX: (209)942-0423
CA ELAP Certification No. 1563

Office & Laboratory
563 E. Lindo Avenue
Chico, CA 95926
TEL: (530)343-5818
FAX: (530)343-3807
CA ELAP Certification No. 2670

Office & Laboratory
3442 Empresa Drive, Suite D
San Luis Obispo, CA 93401
TEL: (805)783-2940
FAX: (805)783-2912
CA ELAP Certification No. 2775

Office & Laboratory
9415 W. Goshen Avenue
Visalia, CA 93291
TEL: (559)734-9473
FAX: (559)734-8435
CA ELAP Certification No. 2810

December 21, 2021 Lab ID : SP 2115908
Pat-Chem Laboratories Customer : 2-12670

Radio QC

Ra - 05	11/28/2021:218693 All analysis quality controls are within established criteria.
	11/22/2021:213417 All preparation quality controls are within established criteria (performed at FGL-SP ELAP# 1573).

Inorganic - Wet Chemistry QC

314.0	11/12/2021:217728 All analysis quality controls are within established criteria.
	11/11/2021:213251 All preparation quality controls are within established criteria (performed at FGL-SP ELAP# 1573), except: The following note applies to Perchlorate: 435 Sample matrix may be affecting this analyte. Data was accepted based on the LCS or CCV recovery.

Certification:: I certify that this data package is in compliance with ELAP standards, both technically and for completeness, except for any conditions listed above. Release of the data contained in this data package is authorized by the Laboratory Director or his designee, as verified by the following electronic signature.

KD:MKH

Approved By **Kelly A. Dunnahoo, B.S.** Digitally signed by Kelly A. Dunnahoo, B.S.
Title: Laboratory Director
Date: 2021-12-21

December 21, 2021

Pat-Chem Laboratories
ATTN:Steven Jefferson
1824 1st St
San Fernando, CA 91340

Description : 21K0185-01
Project : 21K0185

Lab ID : SP 2115908-001
Customer ID : 2-12670

Sampled On : November 5, 2021-10:45
Sampled By : Not Available
Received On : November 8, 2021-12:50
Matrix : Waste Water

Sample Result - Inorganic

Constituent	Result	PQL	Units	Note	Sample Preparation Method	Sample Preparation Date/ID	Sample Analysis Method	Sample Analysis Date/ID
Wet Chemistry								
Perchlorate	ND	2	ug/L		314.0	11/11/21:213251	314.0	11/12/21:217728

ND=Non-Detected. PQL=Practical Quantitation Limit. * PQL adjusted for dilution.

Corporate Offices & Laboratory
853 Corporation Street
Santa Paula, CA 93060
TEL: (805)392-2000
Env FAX: (805)525-4172 / Ag FAX: (805)392-2063
CA ELAP Certification No. 1573

Office & Laboratory
2500 Stagecoach Road
Stockton, CA 95215
TEL: (209)942-0182
FAX: (209)942-0423
CA ELAP Certification No. 1563

Office & Laboratory
563 E. Lindo Avenue
Chico, CA 95926
TEL: (530)343-5818
FAX: (530)343-3807
CA ELAP Certification No. 2670

Office & Laboratory
3442 Empresa Drive, Suite D
San Luis Obispo, CA 93401
TEL: (805)783-2940
FAX: (805)783-2912
CA ELAP Certification No. 2775

Office & Laboratory
9415 W. Goshen Avenue
Visalia, CA 93291
TEL: (559)734-9473
FAX: (559)734-8435
CA ELAP Certification No. 2810

December 21, 2021

Pat-Chem Laboratories
ATTN:Steven Jefferson
1824 1st St
San Fernando, CA 91340

Description : 21K0185-01
Project : 21K0185

Lab ID : SP 2115908-001
Customer ID : 2-12670

Sampled On : November 5, 2021-10:45
Sampled By : Not Available
Received On : November 8, 2021-12:50
Matrix : Waste Water

Sample Result - Radio

Constituent	Result ± Error	MDA	Units	MCL/AL	Sample Preparation		Sample Analysis	
					Method	Date/ID	Method	Date/ID
Radio Chemistry								
Gross Alpha	4.31 ± 1.44	2.04	pCi/L	15/5	900.0	11/10/21-08:00 2P2113094	900.0	12/01/21-09:37 2A2118633
Gross Beta	4.09 ± 0.964	1.17	pCi/L	50	900.0	11/10/21-08:00 2P2113094	900.0	12/01/21-09:37 2A2118633
Total Alpha Radium (226)	0.284 ± 0.185	0.410	pCi/L		903.0	11/28/21-15:00 2P2113462	903.0	12/06/21-14:32 2A2118907
Tritium	330 ± 276	434	pCi/L	20000	906.0	11/29/21-10:30 2P2113786	906.0	12/01/21-08:55 2A2118629
Ra 228	0.000 ± 0.565	0.624	pCi/L		Ra - 05	11/22/21-16:30 2P2113417	Ra - 05	11/28/21-15:30 2A2118693

ND=Non-Detected. PQL=Practical Quantitation Limit. * PQL adjusted for dilution.

MDA = Minimum Detectable Activity (Calculated at the 95% confidence level) = Data utilized by DHS to determine matrix interference.
MCL / AL = Maximum Contamination Level / Action Level. Alpha's Action Level of 5 pCi/L is based on the Assigned Value (AV).
AV = Assigned Value(Gross Alpha Result + (0.84 x Error)). CCR Section 64442: Drinking Water Compliance Note: Do the following
If Gross Alpha's (AV) exceeds 5 pCi/L run Uranium. If Gross Alpha's (AV) minus Uranium exceeds 5 pCi/L run Radium 226.

Drinking Water Compliance:
Gross Alpha (AV) minus Uranium is less than or equal to 15 pCi/L
Uranium is less than or equal to 20 pCi/L
Radium 226 + Radium 228 is less than or equal to 5 pCi/L

Note: Samples are held for 3-6 months prior to disposal.

Corporate Offices & Laboratory
853 Corporation Street
Santa Paula, CA 93060
TEL: (805)392-2000
Env FAX: (805)525-4172 / Ag FAX: (805)392-2063
CA ELAP Certification No. 1573

Office & Laboratory
2500 Stagecoach Road
Stockton, CA 95215
TEL: (209)942-0182
FAX: (209)942-0423
CA ELAP Certification No. 1563

Office & Laboratory
563 E. Lindo Avenue
Chico, CA 95926
TEL: (530)343-5818
FAX: (530)343-3807
CA ELAP Certification No. 2670

Office & Laboratory
3442 Empresa Drive, Suite D
San Luis Obispo, CA 93401
TEL: (805)783-2940
FAX: (805)783-2912
CA ELAP Certification No. 2775

Office & Laboratory
9415 W. Goshen Avenue
Visalia, CA 93291
TEL: (559)734-9473
FAX: (559)734-8435
CA ELAP Certification No. 2810

December 21, 2021 Lab ID : SP 2115908
Pat-Chem Laboratories Customer : 2-12670

Quality Control - Inorganic

Constituent	Method	Date/ID	Type	Units	Conc.	QC Data	DQO	Note
Wet Chem								
Perchlorate	314.0	11/11/21:213251MCA	Blank	ug/L		ND	<2	
			LCS	ug/L	25.00	91.8 %	85-115	
			MS	ug/L	25.00	129 %	80-120	435
		(CC 2183897-001)	MSD	ug/L	25.00	129 %	80-120	435
			MSRPD	ug/L	25.00	0.03%	≤15	
	314.0	11/12/21:217728MCA	CCB	ppb		0.00	4	
			CCV	ppb	20.00	97.4 %	85-115	
			CCB	ppb		0.00	4	
			CCV	ppb	10.00	111 %	85-115	

Definition

CCV	: Continuing Calibration Verification - Analyzed to verify the instrument calibration is within criteria.
CCB	: Continuing Calibration Blank - Analyzed to verify the instrument baseline is within criteria.
Blank	: Method Blank - Prepared to verify that the preparation process is not contributing contamination to the samples.
LCS	: Laboratory Control Standard/Sample - Prepared to verify that the preparation process is not affecting analyte recovery.
MS	: Matrix Spikes - A random sample is spiked with a known amount of analyte. The recoveries are an indication of how that sample matrix affects analyte recovery.
MSD	: Matrix Spike Duplicate of MS/MSD pair - A random sample duplicate is spiked with a known amount of analyte. The recoveries are an indication of how that sample matrix affects analyte recovery.
MSRPD	: MS/MSD Relative Percent Difference (RPD) - The MS relative percent difference is an indication of precision for the preparation and analysis.
ND	: Non-detect - Result was below the DQO listed for the analyte.
DQO	: Data Quality Objective - This is the criteria against which the quality control data is compared.

Explanation

435	: Sample matrix may be affecting this analyte. Data was accepted based on the LCS or CCV recovery.

Corporate Offices & Laboratory
853 Corporation Street
Santa Paula, CA 93060
TEL: (805)392-2000
Env FAX: (805)525-4172 / Ag FAX: (805)392-2063
CA ELAP Certification No. 1573

Office & Laboratory
2500 Stagecoach Road
Stockton, CA 95215
TEL: (209)942-0182
FAX: (209)942-0423
CA ELAP Certification No. 1563

Office & Laboratory
563 E. Lindo Avenue
Chico, CA 95926
TEL: (530)343-5818
FAX: (530)343-3807
CA ELAP Certification No. 2670

Office & Laboratory
3442 Empresa Drive, Suite D
San Luis Obispo, CA 93401
TEL: (805)783-2940
FAX: (805)783-2912
CA ELAP Certification No. 2775

Office & Laboratory
9415 W. Goshen Avenue
Visalia, CA 93291
TEL: (559)734-9473
FAX: (559)734-8435
CA ELAP Certification No. 2810

December 21, 2021 Lab ID : SP 2115908
Pat-Chem Laboratories Customer : 2-12670

Quality Control - Radio

Constituent	Method	Date/ID	Type	Units	Conc.	QC Data	DQO	Note
Radio								
Alpha	900.0	12/01/21:218633JCA	CCV	cpm	7299	42.3 %	35-47	
			CCB	cpm		0.1200	0.15	
Beta	900.0	12/01/21:218633JCA	CCV	cpm	7299	94.4 %	83-94	
			CCB	cpm		0.460	0.5	
Gross Alpha	900.0	11/10/21:213094ejc	Blank	pCi/L		0.26	3	
			LCS	pCi/L	201.1	79.0 %	75-125	
			MS	pCi/L	268.1	47.8 %	60-140	435
		(SP 2110350-001)	MSD	pCi/L	268.1	41.4 %	60-140	435
			MSRPD	pCi/L	268.1	14.0%	≤30	
Gross Beta	900.0	11/10/21:213094ejc	Blank	pCi/L		1.36	4	
			LCS	pCi/L	35.10	110 %	84-160	
			MS	pCi/L	46.80	49.8 %	80-130	435
		(SP 2110350-001)	MSD	pCi/L	46.80	51.9 %	80-130	435
			MSRPD	pCi/L	268.1	3.6%	≤30	
Alpha	903.0	12/06/21:218907JCA	CCV	cpm	7623	40.3 %	37-46	
			CCB	cpm		0.0600	0.17	
Total Alpha Radium (226)	903.0	11/28/21:213462emv	RgBlk	pCi/L		0.06	2	
			LCS	pCi/L	24.38	62.6 %	52-107	
			BS	pCi/L	24.38	59.3 %	43-111	
			BSD	pCi/L	24.38	59.5 %	43-111	
			BSRPD	pCi/L	24.38	0.4%	≤35.5	
Tritium	906.0	11/29/21:213786jca	Blank	pCi/L		21	<300	
			LCS	pCi/L	1542	104 %	75-125	
			BS	pCi/L	1542	103 %	75-125	
			BSD	pCi/L	1542	104 %	75-125	
			BSRPD	pCi/L	1542	0.5%	≤25	
	906.0	12/01/21:218629JCA	CCV	pCi/L	22500	103 %	90-110	
			CCB	pCi/L		174	500	
Beta	Ra - 05	11/28/21:218693emv	CCV	cpm	7629	92.5 %	84-94	
			CCB	cpm		0.400	0.5	
Ra 228	Ra - 05	11/22/21:213417emv	RgBlk	pCi/L		-0.21	3	
			LRS	pCi/L	14.10	82.0 %	65-108	
			BS	pCi/L	14.10	86.5 %	75-125	
			BSD	pCi/L	14.10	93.8 %	75-125	
			BSRPD	pCi/L	14.10	1.0	≤3	

Definition

CCV	: Continuing Calibration Verification - Analyzed to verify the instrument calibration is within criteria.
CCB	: Continuing Calibration Blank - Analyzed to verify the instrument baseline is within criteria.
Blank	: Method Blank - Prepared to verify that the preparation process is not contributing contamination to the samples.
RgBlk	: Method Reagent Blank - Prepared to correct for any reagent contributions to sample result.
LCS	: Laboratory Control Standard/Sample - Prepared to verify that the preparation process is not affecting analyte recovery.
LRS	: Laboratory Recovery Standard - Prepared to establish the batch recovery factor used in result calculations.
MS	: Matrix Spikes - A random sample is spiked with a known amount of analyte. The recoveries are an indication of how that sample matrix affects analyte recovery.
MSD	: Matrix Spike Duplicate of MS/MSD pair - A random sample duplicate is spiked with a known amount of analyte. The recoveries are an indication of how that sample matrix affects analyte recovery.
BS	: Blank Spikes - A blank is spiked with a known amount of analyte. It is prepared to verify that the preparation process is not affecting analyte recovery.
BSD	: Blank Spike Duplicate of BS/BSD pair - A blank duplicate is spiked with a known amount of analyte. It is prepared to verify that the preparation process is not affecting analyte recovery.
MSRPD	: MS/MSD Relative Percent Difference (RPD) - The MS relative percent difference is an indication of precision for the preparation and analysis.
BSRPD	: BS/BSD Relative Percent Difference (RPD) - The BS relative percent difference is an indication of precision for the preparation and analysis.
ND	: Non-detect - Result was below the DQO listed for the analyte.

December 21, 2021 Lab ID : SP 2115908
Pat-Chem Laboratories Customer : 2-12670

Quality Control - Radio

Definition	
DQO	: Data Quality Objective - This is the criteria against which the quality control data is compared.
Explanation	
435	: Sample matrix may be affecting this analyte. Data was accepted based on the LCS or CCV recovery.

January 17, 2022

Pat-Chem Laboratories
ATTN:Steven Jefferson
1824 1st St
San Fernando, CA 91340

Subject: Subcontract Analysis for FGL Lab No. SP 2115908

Enclosed please find results for the following sample(s) which were received by FGL.

- Sub Contracted-Strontium 90

Please note that this analysis was performed by Pace Analytical (ELAP Certified Laboratory)

Thank you for using FGL Environmental.

Sincerely,

Cindy Aguirre Digitally signed by Cindy Aguirre
Title: Customer Service Rep
Date: 2022-01-17

Enclosure

Pace Analytical Services, LLC
1638 Roseytown Road - Suites 2,3,4
Greensburg, PA 15601
(724)850-5600

January 16, 2022

Cindy Aguirre
FGL Environmental, Inc.
853 Corporation St.
Santa Paula, CA 930603005

RE: Project: SP 2115908
Pace Project No.: 30456592

Dear Cindy Aguirre:

Enclosed are the analytical results for sample(s) received by the laboratory on December 09, 2021. The results relate only to the samples included in this report. Results reported herein conform to the applicable TNI/NELAC Standards and the laboratory's Quality Manual, where applicable, unless otherwise noted in the body of the report.

The test results provided in this final report were generated by each of the following laboratories within the Pace Network:

- Pace Analytical Services - Greensburg

If you have any questions concerning this report, please feel free to contact me.

Sincerely,

Karen L. Smetanka
karen.smetanka@pacelabs.com
(724)850-5600
Project Manager

Enclosures

cc: loginsp@fglinc.com, FGL Environmental, Inc.

This report shall not be reproduced, except in full,
without the written consent of Pace Analytical Services, LLC.

Pace Analytical Services, LLC
1638 Roseytown Road - Suites 2,3,4
Greensburg, PA 15601
(724)850-5600

CERTIFICATIONS

Project: SP 2115908
Pace Project No.: 30456592

Pace Analytical Services Pennsylvania
1638 Roseytown Rd Suites 2,3&4, Greensburg, PA 15601
ANAB DOD-ELAP Rad Accreditation #: L2417
Alabama Certification #: 41590
Arizona Certification #: AZ0734
Arkansas Certification
California Certification #: 04222CA
Colorado Certification #: PA01547
Connecticut Certification #: PH-0694
Delaware Certification
EPA Region 4 DW Rad
Florida/TNI Certification #: E87683
Georgia Certification #: C040
Florida: Cert E871149 SEKS WET
Guam Certification
Hawaii Certification
Idaho Certification
Illinois Certification
Indiana Certification
Iowa Certification #: 391
Kansas/TNI Certification #: E-10358
Kentucky Certification #: KY90133
KY WW Permit #: KY0098221
KY WW Permit #: KY0000221
Louisiana DHH/TNI Certification #: LA180012
Louisiana DEQ/TNI Certification #: 4086
Maine Certification #: 2017020
Maryland Certification #: 308
Massachusetts Certification #: M-PA1457
Michigan/PADEP Certification #: 9991
Missouri Certification #: 235
Montana Certification #: Cert0082
Nebraska Certification #: NE-OS-29-14
Nevada Certification #: PA014572018-1
New Hampshire/TNI Certification #: 297617
New Jersey/TNI Certification #: PA051
New Mexico Certification #: PA01457
New York/TNI Certification #: 10888
North Carolina Certification #: 42706
North Dakota Certification #: R-190
Ohio EPA Rad Approval: #41249
Oregon/TNI Certification #: PA200002-010
Pennsylvania/TNI Certification #: 65-00282
Puerto Rico Certification #: PA01457
Rhode Island Certification #: 65-00282
South Dakota Certification
Tennessee Certification #: 02867
Texas/TNI Certification #: T104704188-17-3
Utah/TNI Certification #: PA014572017-9
USDA Soil Permit #: P330-17-00091
Vermont Dept. of Health: ID# VT-0282
Virgin Island/PADEP Certification
Virginia/VELAP Certification #: 9526
Washington Certification #: C868
West Virginia DEP Certification #: 143
West Virginia DHHR Certification #: 9964C
Wisconsin Approve List for Rad
Wyoming Certification #: 8TMS-L

This report shall not be reproduced, except in full,
without the written consent of Pace Analytical Services, LLC.

Pace Analytical Services, LLC
1638 Roseytown Road - Suites 2,3,4
Greensburg, PA 15601
(724)850-5600

SAMPLE SUMMARY

Project: SP 2115908
Pace Project No.: 30456592

Lab ID	Sample ID	Matrix	Date Collected	Date Received
30456592001	**21K0185-01**	Water	11/05/21 10:45	12/09/21 10:00

This report shall not be reproduced, except in full,
without the written consent of Pace Analytical Services, LLC.

Pace Analytical Services, LLC
1638 Roseytown Road - Suites 2,3,4
Greensburg, PA 15601
(724)850-5600

SAMPLE ANALYTE COUNT

Project: SP 2115908
Pace Project No.: 30456592

Lab ID	Sample ID	Method	Analysts	Analytes Reported
30456592001	**21K0185-01**	EPA 905.0	JJY	1

PASI-PA = Pace Analytical Services - Greensburg

This report shall not be reproduced, except in full,
without the written consent of Pace Analytical Services, LLC.

Pace Analytical Services, LLC
1638 Roseytown Road - Suites 2,3,4
Greensburg, PA 15601
(724)850-5600

ANALYTICAL RESULTS - RADIOCHEMISTRY

Project: SP 2115908
Pace Project No.: 30456592

Sample: 21K0185-01 **Lab ID: 30456592001** Collected: 11/05/21 10:45 Received: 12/09/21 10:00 Matrix: Water
PWS: Site ID: Sample Type:

Parameters	Method	Act ± Unc (MDC) Carr Trac	Units	Analyzed	CAS No.	Qual
		Pace Analytical Services - Greensburg				
Strontium-90	EPA 905.0	**-0.0540 ± 0.390 (0.749) C:81% T:NA**	pCi/L	01/13/22 17:56	10098-97-2	

REPORT OF LABORATORY ANALYSIS

This report shall not be reproduced, except in full,
without the written consent of Pace Analytical Services, LLC.

Pace Analytical Services, LLC
1638 Roseytown Road - Suites 2,3,4
Greensburg, PA 15601
(724)850-5600

QUALITY CONTROL - RADIOCHEMISTRY

Project: SP 2115908
Pace Project No.: 30456592

QC Batch: 477569
QC Batch Method: EPA 905.0
Analysis Method: EPA 905.0
Analysis Description: 905.0 Strontium 89/90
Laboratory: Pace Analytical Services - Greensburg
Associated Lab Samples: 30456592001

METHOD BLANK: 2307761 Matrix: Water
Associated Lab Samples: 30456592001

Parameter	Act ± Unc (MDC) Carr Trac	Units	Analyzed	Qualifiers
Strontium-90	-0.114 ± 0.123 (0.356) C:85% T:NA	pCi/L	01/14/22 06:37	

Results presented on this page are in the units indicated by the "Units" column except where an alternate unit is presented to the right of the result.

REPORT OF LABORATORY ANALYSIS

This report shall not be reproduced, except in full,
without the written consent of Pace Analytical Services, LLC.

Pace Analytical Services, LLC
1638 Roseytown Road - Suites 2,3,4
Greensburg, PA 15601
(724)850-5600

QUALIFIERS

Project: SP 2115908
Pace Project No.: 30456592

DEFINITIONS

DF - Dilution Factor, if reported, represents the factor applied to the reported data due to dilution of the sample aliquot.

ND - Not Detected at or above adjusted reporting limit.

TNTC - Too Numerous To Count

J - Estimated concentration above the adjusted method detection limit and below the adjusted reporting limit.

MDL - Adjusted Method Detection Limit.

PQL - Practical Quantitation Limit.

RL - Reporting Limit - The lowest concentration value that meets project requirements for quantitative data with known precision and bias for a specific analyte in a specific matrix.

S - Surrogate

1,2-Diphenylhydrazine decomposes to and cannot be separated from Azobenzene using Method 8270. The result for each analyte is a combined concentration.

Consistent with EPA guidelines, unrounded data are displayed and have been used to calculate % recovery and RPD values.

LCS(D) - Laboratory Control Sample (Duplicate)

MS(D) - Matrix Spike (Duplicate)

DUP - Sample Duplicate

RPD - Relative Percent Difference

NC - Not Calculable.

SG - Silica Gel - Clean-Up

U - Indicates the compound was analyzed for, but not detected.

N-Nitrosodiphenylamine decomposes and cannot be separated from Diphenylamine using Method 8270. The result reported for each analyte is a combined concentration.

Reported results are not rounded until the final step prior to reporting. Therefore, calculated parameters that are typically reported as "Total" may vary slightly from the sum of the reported component parameters.

Act - Activity

Unc - Uncertainty: For Safe Drinking Water Act (SDWA) analyses, the reported Unc. Is the calculated Count Uncertainty (95% confidence interval) using a coverage factor of 1.96. For all other matrices (non-SDWA), the reported Unc. is the calculated Expanded Uncertainty (aka Combined Standard Uncertainty, CSU), reported at the 95% confidence interval using a coverage factor of 1.96.

Gamma Spec: The Unc. reported for all gamma-spectroscopy analyses (EPA 901.1), is the calculated Expanded Uncertainty (CSU) at the 95.4% confidence interval, using a coverage factor of 2.0.

(MDC) - Minimum Detectable Concentration

Trac - Tracer Recovery (%)

Carr - Carrier Recovery (%)

Pace Analytical is TNI accredited. Contact your Pace PM for the current list of accredited analytes.

TNI - The NELAC Institute.

This report shall not be reproduced, except in full,
without the written consent of Pace Analytical Services, LLC.

ENVIRONMENTAL AGRICULTURAL
Analytical Chemists

Subcontract to Pace Analytical, LLC

CHAIN OF CUSTODY
AND ANALYSES REQUEST FORM

Chain of Custody Information

Lab Number:

Client: Fruit Growers Laboratory
Address: 853 Corporation St.
Santa Paula, CA 93060-3005

Phone: Fax:
Contact:
Project: **SP 2115908**
Purchase Order:

Sampler(s): Not Available

Compositor Setup Date: Time:

Test Description(s)

WO# : 30456592

30456592

Samp Num	Location Description	Date Sampled	Time Sampled	Method of Sampling: Composite (C) Grab(G)	Type of Sample	Potable(P) Non-Potable(NP) Ag Waiver (AgW)	Bacti Type: Other(O) System(SYS) Source(SR) Waste(W)	Bacti Reason: Routine(ROUT) Repeat(RPT) Replace(RPL) Other(O) Special(SPL)	Sub Contracted-Strontium 90 Quote #: 20200923JRH-1 250 ml(AGT)
1	21K0185-01	11/05/2021	10:45	G	WW				1

WO# : 10589469

10589469

JSM 12/17/21

Remarks
ï¿½:Report Note:ï¿½Do not send to State!

Relinquished	Date	Time	Received By	Date	Time
[signature]	11/9/21	17:30	UPS	/	/
Relinquished	Date	Time	Received By:	Date	Time
[signature]	11-10-21	10:15	[signature] of pac	11/11/21	0840
Relinquished	Date	Time	Received By:	Date	Time
[signature]	11/30/21	1700			

Corporate Offices & Laboratory
853 Corporation Street
Santa Paula, CA 93060
TEL: (805)392-2000
Env FAX: (805)525-4172 / Ag FAX: (805)392-2063
CA ELAP Certification No. 1573

Office & Laboratory
2500 Stagecoach Road
Stockton, CA 95215
TEL: (209)942-0182
FAX: (209)942-0423
CA ELAP Certification No. 1563

Office & Laboratory
563 E. Lindo Avenue
Chico, CA 95926
TEL: (530)343-5818
FAX: (530)343-3807
CA ELAP Certification No. 2670

Office & Laboratory
3442 Empresa Drive, Suite D
San Luis Obispo, CA 93401
TEL: (805)783-2940
FAX: (805)783-2912
CA ELAP Certification No. 2775

Office & Laboratory
9415 W. Goshen Avenue
Visalia, CA 93291
TEL: (559)734-9473
FAX: (559)734-8435
CA ELAP Certification No. 2810

Pace Analytical®	Document Name: Shipping Exception Form		Document Revised: 16Jul2018 Page 1 of 1
	Document No.: F-MN-C-310-Rev.00		Issuing Authority: Pace Minnesota Quality Office

Date 12/8/21 ~~12/7/21~~	Must Arrive By: 12/9/21 ~~12/8/21~~	Check one: AM / PM X	Shipping Method (check one): FedEx X / SpeeDee / UPS
Senders Initials: ***TJS***	**Shipping account if NOT Mpls #:**		***Dept. # 1003***

Ship Package To:

Company Name: **Pace PA**

Street Address: #30456592

Phone Number:

Fill out below only if samples weren't logged in as a sub.

Sample number	Container Type/Count	Location
10589469001		AMB1-128

Special Instructions:

Pace Analytical®	Document Name: Sample Condition Upon Receipt (SCUR) - MN	Document Revised: 14Apr2021 Page 1 of 1
	Document No.: ENV-FRM-MIN4-0150 Rev.02	Pace Analytical Services - Minneapolis

Sample Condition Upon Receipt

Client Name: Pace Pittsburgh

Project #:

WR **WO# : 30456592**

PM: PM: KLS Due Date: 01/03/22

CLI CLIENT: FGL

Courier: ☒ Fed Ex ☐ UPS ☐ USPS ☐ Client ☐ Pace ☐ SpeeDee ☐ Commercial

Tracking Number: 5344 4096 5215 See Exceptions ☐ ENV-FRM-MIN4-0142

Custody Seal on Cooler/Box Present? ☐ Yes ☒ No **Seals Intact?** ☐ Yes ☒ No **Biological Tissue Frozen?** ☐ Yes ☐ No ☒ N/A

Packing Material: ☐ Bubble Wrap ☐ Bubble Bags ☒ None ☐ Other: _____ **Temp Blank?** ☐ Yes ☒ No

Thermometer: ☐ T1(0461) ☒ T2(1336) ☐ T3(0459) ☐ OS418-LS ☐ T4(0254) ☐ T5(0489) ☐ 160285052 **Type of Ice:** ☒ Wet ☐ Blue ☐ None ☐ Dry ☐ Melted

Did Samples Originate in West Virginia? ☐ Yes ☒ No **Were All Container Temps Taken?** ☐ Yes ☐ No ☒ N/A

Temp should be above freezing to 6°C **Cooler Temp Read w/temp blank:** _____ °C

Correction Factor: +0.2 **Cooler Temp Corrected w/temp blank:** _____ °C

Average Corrected Temp (no temp blank only): 0.4 °C ☐ See Exceptions ENV-FRM-MIN4-0142 ☒ 1 Container

USDA Regulated Soil: (☒ N/A, water sample/Other: _____) **Date/Initials of Person Examining Contents:** CJS1 12/1/21

Did samples originate in a quarantine zone within the United States: AL, AR, CA, FL, GA, ID, LA. MS, NC, NM, NY, OK, OR, SC, TN, TX or VA (check maps)? ☐ Yes ☐ No

Did samples originate from a foreign source (internationally, including Hawaii and Puerto Rico)? ☐ Yes ☐ No

If Yes to either question, fill out a Regulated Soil Checklist (F-MN-Q-338) and include with SCUR/COC paperwork.

				COMMENTS:
Chain of Custody Present and Filled Out?	☒ Yes	☐ No		1.
Chain of Custody Relinquished?	☒ Yes	☐ No		2.
Sampler Name and/or Signature on COC?	☐ Yes	☒ No	☐ N/A	3.
Samples Arrived within Hold Time?	☒ Yes	☐ No		4.
Short Hold Time Analysis (<72 hr)?	☐ Yes	☒ No		5. ☐ Fecal Coliform ☐ HPC ☐ Total Coliform/E coli ☐ BOD/cBOD ☐ Hex Chrome ☐ Turbidity ☐ Nitrate ☐ Nitrite ☐ Orthophos ☐ Other
Rush Turn Around Time Requested?	☐ Yes	☒ No		6.
Sufficient Volume?	☒ Yes	☐ No		7.
Correct Containers Used?	☐ Yes	☒ No		8.
-Pace Containers Used?	☐ Yes	☒ No		
Containers Intact?	☒ Yes	☐ No		9.
Field Filtered Volume Received for Dissolved Tests?	☐ Yes	☐ No	☒ N/A	10. Is sediment visible in the dissolved container? ☐ Yes ☐ No
Is sufficient information available to reconcile the samples to the COC?	☒ Yes	☐ No		11. If no, write ID/ Date/Time on Container Below: See Exception ☐ ENV-FRM-MIN4-0142
Matrix: ☒ Water ☐ Soil ☐ Oil ☐ Other				
All containers needing acid/base preservation have been checked?	☒ Yes	☐ No	☐ N/A	12. Sample # 001
All containers needing preservation are found to be in compliance with EPA recommendation? (HNO3, H_2SO_4, <2pH, NaOH >9 Sulfide, NaOH>10 Cyanide)	☒ Yes	☐ No	☐ N/A	☐ NaOH ☒ HNO_3 ☐ H_2SO_4 ☐ Zinc Acetate 1/1
Exceptions: VOA, Coliform, TOC/DOC Oil and Grease, DRO/8015 (water) and Dioxin/PFAS	☐ Yes	☐ No	☒ N/A	Positive for Res. Chlorine? ☐ Yes ☐ No pH Paper Lot# See Exception ☐ ENV-FRM-MIN4-0142
				Res. Chlorine: 0-6 Roll 230320 / 0-6 Strip / 0-14 Strip
Extra labels present on soil VOA or WIDRO containers?	☐ Yes	☐ No	☒ N/A	13. See Exception ☐ ENV-FRM-MIN4-0140
Headspace in VOA Vials (greater than 6mm)?	☐ Yes	☐ No	☒ N/A	
Trip Blank Present?	☐ Yes	☐ No	☒ N/A	14.
Trip Blank Custody Seals Present?	☐ Yes	☐ No	☒ N/A	Pace Trip Blank Lot # (if purchased):

CLIENT NOTIFICATION/RESOLUTION

Person Contacted: _____ Date/Time: _____ **Field Data Required?** ☐ Yes ☐ No

Comments/Resolution: _____

Project Manager Review: _____ **Date:** _____

Note: Whenever there is a discrepancy affecting North Carolina compliance samples, a copy of this form will be sent to the North Carolina DEHNR Certification Office (i.e out of hold, incorrect preservative, out of temp, incorrect containers).

Labeled by: CJS1 (1)

Pittsburgh Lab Sample Condition Upon Receipt

Pace Analytical

Client Name: Fruit Growers Laboratory Project #: _____

Courier: ☐ Fed Ex ☑ UPS ☐ USPS ☐ Client ☐ Commercial ☐ Pace Other _____

Label: 2A

Tracking #: 1Z 992 031 13 5957 1060

LIMS Login: VPInc

Custody Seal on Cooler/Box Present: ☐ yes ☑ no Seals intact: ☐ yes ☐ no

Thermometer Used: — Type of Ice: Wet Blue (None)

Cooler Temperature Observed Temp: — °C Correction Factor: — °C Final Temp: — °C

Temp should be above freezing to 6°C

pH paper Lot#: 10D3801 Date and initials of person examining contents: 11-19-21 2A

Comments:	Yes	No	N/A	
Chain of Custody Present:	✓			1.
Chain of Custody Filled Out:		✓		2. no Container preservative type on COC
Chain of Custody Relinquished:	✓			3.
Sampler Name & Signature on COC:		✓		4.
Sample Labels match COC: -Includes date/time/ID Matrix: WT	✓			5.
Samples Arrived within Hold Time:	✓			6.
Short Hold Time Analysis (<72hr remaining):		✓		7.
Rush Turn Around Time Requested:		✓		8.
Sufficient Volume:	✓			9.
Correct Containers Used: -Pace Containers Used:	✓	✓		10.
Containers Intact:	✓			11.
Orthophosphate field filtered			✓	12.
Hex Cr Aqueous sample field filtered			✓	13.
Organic Samples checked for dechlorination:			✓	14.
Filtered volume received for Dissolved tests			✓	15.
All containers have been checked for preservation. exceptions: VOA, coliform, TOC, O&G, Phenolics, Radon, Non-aqueous matrix	✓			16. pH<2
All containers meet method preservation requirements.	✓			Initial when completed: 2A Date/time of preservation: Lot # of added preservative:
Headspace in VOA Vials (>6mm):			✓	17.
Trip Blank Present:			✓	18.
Trip Blank Custody Seals Present			✓	
Rad Samples Screened < 0.5 mrem/hr	✓			Initial when completed: 2A Date: 11-19-21 Survey Meter SN: 1563

Client Notification/ Resolution:

Person Contacted: _____ Date/Time: _____ Contacted By: _____

Comments/ Resolution: _____

☐ **A check in this box indicates that additional information has been stored in ereports.**

Note: Whenever there is a discrepancy affecting North Carolina compliance samples, a copy of this form will be sent to the North Carolina DEHNR Certification Office (i.e. out of hold, incorrect preservative, out of temp, incorrect containers)

*PM review is documented electronically in LIMS. When the Project Manager closes the SRF Review schedule in LIMS. The review is in the Status section of the Workorder Edit Screen.

WO#: 30456592

PM: KLS Due Date: 01/03/22

CLIENT: FGL

Pace Analytical®

Pace **WO#: 30456592** Count

PM: KLS Due Date: 01/03/22

CLIENT: FGL

Client Fruit Growers Laboratory

Site SP2115908

Profile Number 13358

Notes

Sample Line Item	Matrix	AG1H	AG1S	AG1T	AG2U	AG3S	AG3U	AG5U	AG5T	BG1U	BG2U	BP1N	BP1U	BP2S	BP2U	BP3C	BP3N	BP3S	BP3U	DG9S	GCUB	VG9H	VG9T	VG9U	VOAK	WGFU	WGKU	ZPLC	
1	WT											1																	
2																													
3																													
4																													
5																													
6																													
7																													
8																													
9																													
10																													
11																													
12																													

Container Codes

Glass

IN	1 Gallon Jug with HNO3	DG9S	40mL amber VOA vial H2SO4
35U	100mL amber glass unprserved	VG9U	40mL clear VOA vial
35T	100mL amber glass Na Thiosulfate	VG9T	40mL clear VOA vial Na Thiosul
IN	1 Gallon Jug	VG9H	40mL clear VOA vial HCl
31S	1L amber glass H2SO4	JGFU	4oz amber wide jar
31H	1L amber glass HCl	WGFU	4oz wide jar unpreserved
31T	1L amber glass Na Thiosulfate	BG2U	500mL clear glass unpreserved
31U	1L clear glass unpreserved	AG2U	500mL amber glass unpreserve
33S	250mL amber glass H2SO4	WGKU	8oz wide jar unpreserved
33U	250mL amber glass unpreserved		

Plastic / Misc.

GCUB	1 Gallon Cubitainer
12GN	1/2 Gallon Cubitainer
SP5T	120mL Coliform Na Thiosulfate
BP1N	1L plastic HNO3
BP1U	1L plastic unpreserved
BP3S	250mL plastic H2SO4
BP3N	250mL plastic HNO3
BP3U	250mL plastic unpreserved
BP3C	250ml plastic NAOH
BP2S	500mL plastic H2SO4
BP2U	500mL plastic unpreserved

EZI	5g Encore
VOAK	Kit for Volatile Solid
I	Wipe/Swab
ZPLC	Ziploc Bag

WT	Water
SL	Solid
OL	Non-aqueous liquid
WP	Wipe

Pittsburgh Lab Sample Condition Upon Receipt

Pace Analytical

Client Name: FGL Project # #30456592

Courier: ☒ Fed Ex ☐ UPS ☐ USPS ☐ Client ☐ Commercial ☐ Pace Other _____

Label JSM
LIMS Login JSM

Tracking #: 5466 8833 0612

Custody Seal on Cooler/Box Present: ☐ yes ☐ no Seals intact: ☐ yes ☐ no

Thermometer Used - Type of Ice: (Wet) Blue (None) JSM 12/27/21

Cooler Temperature Observed Temp - °C Correction Factor: - °C Final Temp: - °C

Temp should be above freezing to 6°C

Comments:	Yes	No	N/A	pH paper Lot# 10128311 / Date and Initials of person examining contents: JSM 12/27/21
Chain of Custody Present:	✓			1.
Chain of Custody Filled Out:	✓			2.
Chain of Custody Relinquished:	✓			3.
Sampler Name & Signature on COC:		✓		4.
Sample Labels match COC: -Includes date/time/ID Matrix: WT	✓			5.
Samples Arrived within Hold Time:	✓			6.
Short Hold Time Analysis (<72hr remaining):		✓		7.
Rush Turn Around Time Requested:		✓		8.
Sufficient Volume:	✓			9.
Correct Containers Used:	✓			10.
-Pace Containers Used:		✓		
Containers Intact:	✓			11.
Orthophosphate field filtered			✓	12.
Hex Cr Aqueous sample field filtered			✓	13.
Organic Samples checked for dechlorination:			✓	14.
Filtered volume received for Dissolved tests			✓	15.
All containers have been checked for preservation. exceptions: VOA, coliform, TOC, O&G, Phenolics, Radon, Non-aqueous matrix	✓			16. pHc2
All containers meet method preservation requirements.	✓			Initial when completed JSM Date/time of preservation Lot # of added preservative
Headspace in VOA Vials (>6mm):			✓	17.
Trip Blank Present:			✓	18.
Trip Blank Custody Seals Present			✓	
Rad Samples Screened < 0.5 mrem/hr	✓			Initial when completed: JSM Date: 12/27 Survey Meter SN: 1563

Client Notification/ Resolution:

Person Contacted: _____ Date/Time: _____ Contacted By: _____

Comments/ Resolution: _____

☐ **A check in this box indicates that additional information has been stored in ereports.**

Note: Whenever there is a discrepancy affecting North Carolina compliance samples, a copy of this form will be sent to the North Carolina DEHNR Certification Office (i.e. out of hold, incorrect preservative, out of temp, incorrect containers)

*PM review is documented electronically in LIMS. When the Project Manager closes the SRF Review schedule in LIMS. The review is in the Status section of the Workorder Edit Screen.

SUBCONTRACT ORDER

Pat-Chem Laboratories

21K0185

2115908

SENDING LABORATORY:

Pat-Chem Laboratories
1824 First Street
San Fernando, CA 91340
Phone: 818-639-5300
Fax: 818-639-5306
Project Manager: Stephen Berentsen

RECEIVING LABORATORY:

Fruit Growers - FGL
853 Corporation Street
Santa Paula, CA 93060
Phone :(805) 525-3824
Fax: (805) 525-4172

Analysis	Due	Expires	Laboratory ID	Comments
Sample ID: 21K0185-01 WASTE **Water**	**Sampled: 05-Nov-21 10:45**			**Wastewater/IPC [MCC] EFF-Quarterly**
Tritium (Sub)	22-Nov-21 12:00	07-Nov-21 10:45		
Sr-90 (Strontium 90) (Sub)	22-Nov-21 12:00	04-May-22 10:45		
Radium 226 228 (Sub)	22-Nov-21 12:00	04-May-22 10:45		
Perchlorate 314.0 (Sub)	22-Nov-21 12:00	03-Dec-21 10:45		
Gross beta SUB	22-Nov-21 12:00	04-May-22 10:45		
Gross alpha SUB	22-Nov-21 12:00	04-May-22 10:45		
Containers Supplied:				

Released By	Date	Received By	Date
[signature]	NOV 0 8 2021	CDA	11/8/21 12:50 CDA
[signature]	11/8/21	11/8/21 CDA	12:50

3

ENVIRONMENTAL AGRICULTURAL
Analytical Chemists

Subcontract to Pace Analytical, LLC

CHAIN OF CUSTODY
AND ANALYSES REQUEST FORM

Chain of Custody Information

Lab Number:

Client: Fruit Growers Laboratory
Address: 853 Corporation St.
Santa Paula, CA 93060-3005

Phone: Fax:
Contact:
Project: **SP 2115908**
Purchase Order:

Sampler(s): Not Available

Compositor Setup Date: Time:

Samp Num	Location Description	Date Sampled	Time Sampled	Method of Sampling: Composite (C) Grab(G)	Type of Sample	Potable(P) Non-Potable(NP) Ag Waiver (AgW)	Bacti Type: Other(O) System(SYS) Source(SR) Waste(W)	Bacti Reason: Routine(ROUT) Repeat(RPT) Replace(RPL) Other(O) Special(SPL)	Sub Contracted-Strontium 90 Quote #: 20200923JRH-1 250 ml(AGT)								
1	21K0185-01	11/05/2021	10:45	G	WW				1								

Remarks
ï¿½:Report Note:ï¿½Do not send to State!

Relinquished	Date	Time	Relinquished	Date	Time	Relinquished	Date	Time
Received By:	Date	Time	Received By:	Date	Time	Received By:	Date	Time

Corporate Offices & Laboratory
853 Corporation Street
Santa Paula, CA 93060
TEL: (805)392-2000
Env FAX: (805)525-4172 / Ag FAX: (805)392-2063
CA ELAP Certification No. 1573

Office & Laboratory
2500 Stagecoach Road
Stockton, CA 95215
TEL: (209)942-0182
FAX: (209)942-0423
CA ELAP Certification No. 1563

Office & Laboratory
563 E. Lindo Avenue
Chico, CA 95926
TEL: (530)343-5818
FAX: (530)343-3807
CA ELAP Certification No. 2670

Office & Laboratory
3442 Empresa Drive, Suite D
San Luis Obispo, CA 93401
TEL: (805)783-2940
FAX: (805)783-2912
CA ELAP Certification No. 2775

Office & Laboratory
9415 W. Goshen Avenue
Visalia, CA 93291
TEL: (559)734-9473
FAX: (559)734-8435
CA ELAP Certification No. 2810

Condition Upon Receipt (Attach to COC) SP 2115908

Sample Receipt at SP:

1. Number of ice chests/packages received: **OTC**
2. Shipper tracking numbers _____
3. Were samples received in a chilled condition?
   Temps: **ROI** / **3c** /_____/_____/_____/_____/_____

4. Surface water (SWTR) bact samples: A sample that has a temperature upon receipt of >10C, whether iced or not, should be flagged unless the time since sample collection has been less than two hours.
5. Do the number of bottles received agree with the COC? **Yes** **No** **N/A**
6. Verify sample date, time, sampler **Yes** **No** **N/A**
7. Were the samples received intact? (i.e. no broken bottles, leaks, etc.) **Yes** **No**
8. Were sample custody seals intact? **Yes** **No** **N/A**

Sample Verification, Labeling and Distribution:

1. Were all requested analyses understood and acceptable? **Yes** **No**
2. Did bottle labels correspond with the client's ID's? **Yes** **No**
3. Were all bottles requiring sample preservation properly preserved? **Yes** **No** **N/A** **FGL**
   [Exception: Oil & Grease, VOA and CrVI verified in lab]
4. VOAs checked for Headspace? **Yes** **No** **N/A**
5. Were all analyses within holding times at time of receipt? **Yes** **No**
6. Have rush or project due dates been checked and accepted? **Yes** **No** **N/A**

Include a copy of the COC for lab delivery. (Bacti. Inorganics and Radio)

Sample Receipt, Login and Verification completed by: Reviewed and Approved By **Celina D. Arenas**

Digitally signed by Celina D. Arenas
Title: Sample Receiving
Date: 11/08/2021-16:45:04

Discrepency Documentation:

Any items above which are "No" or do not meet specifications (i.e. temps) must be resolved.

1. Person Contacted: _____ Phone Number: _____
   Initiated By: _____ Date: _____
   Problem:

   Resolution:

2. Person Contacted: _____ Phone Number: _____
   Initiated By: _____ Date: _____
   Problem:

   Resolution:

(2012670)
Pat-Chem Laboratories
SP 2115908
CDA-11/08/2021-16:45:04

LA Testing
520 Mission Street South Pasadena, CA 91030
Phone/Fax: (323) 254-9960 / (323) 254-9982
http://www.LATesting.com / pasadenalab@latesting.com

LA Testing Order ID: 322120692
Customer ID: PTCM42
Customer PO:
Project ID:

Attn: Steve Berentsen
Pat Chem Laboratories
1824 1st St
San Fernando, CA 91340

Phone: (805) 532-0012
Fax:
Received: 11/09/2021
Analyzed: 11/21/2021

Proj: 21K0185

Test Report: Determination of Asbestos Structures ≥ 0.5 µm & > 10µm in Water Performed by the 100.2 Method (EPA 600/R-94/134)

Sample ID Client / EMSL	Sample Filtration Date/Time	Original Sample Vol. Filtered (ml)	Effective Filter Area (mm²)	Area Analyzed (mm²)	ASBESTOS					
						Asbestos Types	Fibers Detected	Analytical Sensitivity	Concentration	Confidence Limits
								MFL (million fibers per liter)		
21K0185-01 322120692-0001	11/10/2021 11:50 AM	30	1288	0.2193	≥ 0.5 µm	None Detected	ND	0.20	<0.20	0.00 - 0.72
					> 10 µm only	None Detected	ND	0.20	<0.20	0.00 - 0.72

Collection Date/Time: *11/05/2021 10:45 AM*

Sample ozonated prior to analysis due to lab receipt time exceeding 48hr method hold time.

Analyst(s)
Sherrie Ahmad (1)

Jerry Drapala Ph.D, Laboratory Manager
or Other Approved Signatory

Any questions please contact Jerry Drapala.

Initial report from: 11/21/2021 10:30:30

LA Testing maintains liability limited to cost of analysis. Interpretation and use of test results are the responsibility of the client. This report relates only to the samples reported above, and may not be reproduced, except in full, without written approval by LA Testing. LA Testing bears no responsibility for sample collection activities or analytical method limitations. The report reflects the samples as received. Results are generated from the field sampling data (sampling volumes and areas, locations, etc.) provided by the client on the Chain of Custody. Samples are within quality control criteria and met method specifications unless otherwise noted. Estimation of uncertainty is available on request. Sample collection and containers provided by the client, acceptable bottle blank level is defined as ≤0.01MFL>10um. ND=None Detected. No Fibers Detected: the value will be reported as less than 369% of the concentration equivalent to one fiber. 1 to 4 fibers: The result will be reported as less than the corresponding upper 95% confidence limit (Poisson),5 to 30 fibers: Mean and 95% confidence intervals will be reported on the basis of the Poisson assumption. When more than 30 fibers are counted, both the Gaussian 95% confidence interval and the Poisson 95% confidence interval will be calculated. The large of these two intervals will be selected for data reporting. When the Gaussian 95% confidence interval is selected for data reporting, the Poisson will also be noted.

Samples analyzed by LA Testing South Pasadena, CA CA ELAP 2283

WECK LABORATORIES, INC.

Certificate of Analysis

FINAL REPORT

Work Orders:	1K10035	**Report Date:**	12/03/2021
		Received Date:	11/10/2021
Project:	21K0185	**Turnaround Time:**	Normal
		Phones:	(818) 639-5300
		Fax:	(818) 639-5306
Attn:	Stephen Berentsen	**P.O. #:**	
Client:	Pat-Chem Laboratories, Inc. 1824 1st Street San Fernando, CA 91340	**Billing Code:**	

ELAP-CA #1132 • EPA-UCMR #CA00211 • Guam-EPA #17-008R • HW-DOH #4047 • LACSD #10143 • NELAP-OR #4047 • NJ-DEP #CA015 • NV-DEP #NAC 445A • SCAQMD #93LA1006

This is a complete final report. The information in this report applies to the samples analyzed in accordance with the chain-of-custody document. Weck Laboratories certifies that the test results meet all requirements of TNI unless noted by qualifiers or written in the Case Narrative. This analytical report must be reproduced in its entirety.

Dear Stephen Berentsen,

Enclosed are the results of analyses for samples received 11/10/21 with the Chain-of-Custody document. The samples were received in good condition, at 5.2 °C and on ice. All analyses met the method criteria except as noted in the case narrative or in the report with data qualifiers.

Reviewed by:



Rahul R. Nair
Project Manager

14859 Clark Avenue,City of Industry CA, 91745 | Phone: (626) 336-2139 | Fax: (626) 336-2634

www.wecklabs.com

Pat-Chem Laboratories, Inc.
1824 1st Street
San Fernando, CA 91340

Project Number: 21K0185

Project Manager: Stephen Berentsen

Reported:
12/03/2021 17:54

Sample Summary

Sample Name	Sampled By	Lab ID	Matrix	Sampled	Qualifiers
21K0185-01	Client	1K10035-01	Water	11/05/21 10:45	

14859 Clark Avenue,City of Industry CA, 91745 | Phone: (626) 336-2139 | Fax: (626) 336-2634
www.wecklabs.com

Pat-Chem Laboratories, Inc.
1824 1st Street
San Fernando, CA 91340

Project Number: 21K0185

Project Manager: Stephen Berentsen

Reported:
12/03/2021 17:54

Sample Results

Sample: 21K0185-01
1K10035-01 (Water)

Sampled: 11/05/21 10:45 by Client

Analyte	Result	MRL	Units	Dil	Analyzed	Qualifier
Diquat and Paraquat by EPA 549.2						
Method: EPA 549.2		**Instr:** LC10				
Batch ID: W1K0935 **Preparation:** EPA 549.2/SPE		**Prepared:** 11/12/21 08:33				**Analyst:** PJS
Diquat	ND	20	ug/l	1	11/23/21	M-02
Endothall By EPA 548.1						
Method: EPA 548.1		**Instr:** GCMS06				
Batch ID: W1K1011 **Preparation:** EPA 548.1/SPE		**Prepared:** 11/15/21 09:18				**Analyst:** rmr
Endothall	ND	45	ug/l	1	11/20/21	U-01
Glyphosate by EPA 547						
Method: EPA 547		**Instr:** LC11				
Batch ID: W1K1072 **Preparation:** _NONE (LC)		**Prepared:** 11/15/21 15:36				**Analyst:** PJS
Glyphosate	ND	5.0	ug/l	1	11/16/21	

14859 Clark Avenue,City of Industry CA, 91745 | Phone: (626) 336-2139 | Fax: (626) 336-2634
www.wecklabs.com

Pat-Chem Laboratories, Inc.
1824 1st Street
San Fernando, CA 91340

Project Number: 21K0185

Project Manager: Stephen Berentsen

Reported: 12/03/2021 17:54

Quality Control Results

Diquat and Paraquat by EPA 549.2

Analyte	Result	MRL	Units	Spike Level	Source Result	%REC	%REC Limits	RPD	RPD Limit	Qualifier
Batch: W1K0935 - EPA 549.2										
Blank (W1K0935-BLK1)				**Prepared: 11/12/21**	**Analyzed: 11/23/21**					
Diquat	ND	4.0	ug/l							
LCS (W1K0935-BS1)				**Prepared: 11/12/21**	**Analyzed: 11/23/21**					
Diquat	17.9	4.0	ug/l	20.0		90	70-130			
Matrix Spike (W1K0935-MS1)	**Source: 1K10035-01**			**Prepared: 11/12/21**	**Analyzed: 11/23/21**					
Diquat	52.3	20	ug/l	100	ND	52	46-122			M-02
Matrix Spike Dup (W1K0935-MSD1)	**Source: 1K10035-01**			**Prepared: 11/12/21**	**Analyzed: 11/23/21**					
Diquat	68.0	20	ug/l	100	ND	68	46-122	26	30	M-02

Quality Control Results

Endothall By EPA 548.1

Analyte	Result	MRL	Units	Spike Level	Source Result	%REC	%REC Limits	RPD	RPD Limit	Qualifier
Batch: W1K1011 - EPA 548.1										
Blank (W1K1011-BLK1)				**Prepared: 11/15/21**	**Analyzed: 11/20/21**					
Endothall	ND	45	ug/l							
LCS (W1K1011-BS1)				**Prepared: 11/15/21**	**Analyzed: 11/20/21**					
Endothall	96.6	45	ug/l	100		97	31-117			
Matrix Spike (W1K1011-MS1)	**Source: 1K10035-01**			**Prepared: 11/15/21**	**Analyzed: 11/20/21**					
Endothall	5.35	45	ug/l	100	ND	5	0.1-109			
Matrix Spike Dup (W1K1011-MSD1)	**Source: 1K10035-01**			**Prepared: 11/15/21**	**Analyzed: 11/20/21**					
Endothall	4.95	45	ug/l	100	ND	5	0.1-109	200	30	R-03

Quality Control Results

Glyphosate by EPA 547

Analyte	Result	MRL	Units	Spike Level	Source Result	%REC	%REC Limits	RPD	RPD Limit	Qualifier
Batch: W1K1072 - EPA 547										
Blank (W1K1072-BLK1)				**Prepared: 11/15/21**	**Analyzed: 11/16/21**					
Glyphosate	ND	5.0	ug/l							
LCS (W1K1072-BS1)				**Prepared: 11/15/21**	**Analyzed: 11/16/21**					
Glyphosate	20.1	5.0	ug/l	25.0		81	70-130			
Matrix Spike (W1K1072-MS1)	**Source: 1J15017-01**			**Prepared: 11/15/21**	**Analyzed: 11/16/21**					
Glyphosate	20.6	5.0	ug/l	25.0	ND	83	41-149			
Matrix Spike (W1K1072-MS2)	**Source: 1K04094-01**			**Prepared: 11/15/21**	**Analyzed: 11/16/21**					
Glyphosate	21.6	5.0	ug/l	25.0	ND	86	41-149			
Matrix Spike Dup (W1K1072-MSD1)	**Source: 1J15017-01**			**Prepared: 11/15/21**	**Analyzed: 11/16/21**					
Glyphosate	24.3	5.0	ug/l	25.0	ND	97	41-149	16	30	
Matrix Spike Dup (W1K1072-MSD2)	**Source: 1K04094-01**			**Prepared: 11/15/21**	**Analyzed: 11/16/21**					
Glyphosate	23.5	5.0	ug/l	25.0	ND	94	41-149	9	30	

14859 Clark Avenue,City of Industry CA, 91745 | Phone: (626) 336-2139 | Fax: (626) 336-2634

www.wecklabs.com

Pat-Chem Laboratories, Inc.
1824 1st Street
San Fernando, CA 91340

Project Number: 21K0185

Project Manager: Stephen Berentsen

Reported:
12/03/2021 17:54

Notes and Definitions

Item	Definition
M-02	Due to the nature of matrix interferences, sample was diluted prior to preparation. The MDL and MRL were raised due to the dilution.
R-03	The RPD is not applicable for result below the reporting limit (either ND or J value).
U-01	The sample was received without the proper preservation.
%REC	Percent Recovery
Dil	Dilution
MRL	The minimum levels, concentrations, or quantities of a target variable (e.g., target analyte) that can be reported with a specified degree of confidence. The MRL is also known as Limit of Quantitation (LOQ)
ND	NOT DETECTED at or above the Method Reporting Limit (MRL). If Method Detection Limit (MDL) is reported, then ND means not detected at or above the MDL.
RPD	Relative Percent Difference
Source	Sample that was matrix spiked or duplicated.

Any remaining sample(s) will be disposed of one month from the final report date unless other arrangements are made in advance.

All results are expressed on wet weight basis unless otherwise specified.

All samples collected by Weck Laboratories have been sampled in accordance to laboratory SOP Number MIS002.

14859 Clark Avenue,City of Industry CA, 91745 | Phone: (626) 336-2139 | Fax: (626) 336-2634

www.wecklabs.com

Pat-Chem Laboratories
1824 1st Street
San Fernando, CA 91340

CHAIN OF CUSTODY RECORD

Phone (818) 639-5300
Fax (818) 639-5306

Environmental Sample

Sample I.D.#: 21K0185

Customer: IPC - Integrated Performance Consultants, Inc.		**Project:** (MCC) EFF - Quarterly	Page 1 of 2
Address: 9297 Research Drive Irvine CA 92618	**Sampled by:** Carlos Alvarez **Report Attention:** Ric Vardel / Golan Kfir	**P.O. #:** **Phone #:** 949-382-9067	

Sample Description	Date Sampled	Time Sampled	# of bottles	Required Tests	Sample Type	Matrix	Bottle Type	Preserve	Field Data (pH / Temperature) pH: Field Lab
EFF	11/05/21	1045	1	Ag, Al, As, Ba, Be, Ca, Cd, Cr, Cu, Fe, Mn, Hg, Ni, Sb, Se, Tl, U, Zn	Grab	AQ	1L P	HN	7.4/22.8
			1	Fluoride, Bromate, Chlorite, Color, Odor, pH, Conductivity, Alkalinity, Temperature	Grab	AQ	1/2 Gal. P	4°C	
			1	Cyanide	Grab	AQ	250 P	OH, AA	
			1	MBAS	Grab	AQ	500 P	4°C	
			6	524, 504	Grab	AQ	3-VOA	4°C	
			7	507, 515, 632, 508, 550, 506, 552	Grab	AQ	1L G	4°C	
			2	547 Glyphosate **(Sub-Out)**	Grab	AQ	1L G 40ml VOA VIAL AMBER	4°C	
			1	548 Endothall **(Sub-Out)**	Grab	AQ	1L G	4°C	
			1	549 Diquat **(Sub-Out)**	Grab	AQ	1L P AMBER	4°C	
			1	Dioxin - 2,3,7,8 TCDD **(Sub-Out)**	Grab	AQ	1L G	4°C	

RECEIVED
NOV 05 2021
By

	Signature	Print Name (Company)	Date	Time
Relinquished by		Carlos Alvarez (IPC)	11/05/21	1130
Received by		Cindy Mapes	11-5-21	1130
Relinquished by		Cindy Mapes	11/5/21	1240
Received by				
Relinquished by				
Received in lab by			NOV 05 2021	1240

Sample Received Checklist

Temperature upon receipt: 4°c
# of bottles agrees with COC? Yes No
Samples intact? Yes No
Samples properly preserved? Yes No
Samples in holding time? Yes No

Compliance Monitor

Initial Flow _____
Final Flow _____

Sample Type
Grab
Comp

Matrix
AQ - Water
SO - Soil / Sludge
OT - Other

Bottle Type
P - Plastic
G - Amber Glass
VOA - 40 ml Vial
Coli - bacteria

Preservations
HC - HCl
HS - H_2SO_4
HN - HNO_3
HP - H_3PO_4
OH - NaOH
ST - Sodium Thiosulfate
AA - Ascorbic Acid
Al - $AlCl_3$
Cu - $CuSO_4$

Note: Samples are discarded 30 days after results are reported, unless other arrangements are made.

Rev 2 Effective 5/1/17

Pat-Chem Laboratories
1824 1st Street
San Fernando, CA 91340

CHAIN OF CUSTODY RECORD

Phone (818) 639-5300
Fax (818) 639-5306

Environmental Sample

Sample I.D.#: 21K0185

Customer: IPC - Integrated Performance Consultants, Inc.
Project: (MCC) EFF - Quarterly

Address: 9297 Research Drive
Irvine CA 92618
Sampled by: Carlos Alvarez
Report Attention: Ric Vardel / Golan Kfir
P.O. #:
Phone #: 949-382-9067

Sample Description	Date Sampled	Time Sampled	# of bottles	Required Tests	Sample Type	Matrix	Bottle Type	Preserve	Field Data (pH, Temperature) pH: Field Lab
EFF	11/05/21	1045	4	Radium-226 & 228 (Sub-Out) Gross Alpha, Gross Beta	Grab	AQ	1L P	4°C	
			1	Strontium-90 (Sub-Out)	Grab	AQ	1L P	4°C	
			1	Tritium (Sub-Out)	Grab	AQ	VOA VIAL	4°C	
			1	Perchlorate (Sub-Out, leave headspace)	Grab	AQ	500 P	4°C	7.4/22.9
			1	Asbestos (Sub-Out)	Grab	AQ	1L G Amber	4°C	

RECEIVED
NOV 05 2021
By

	Signature	Print Name (Company)	Date	Time
Relinquished by		Carlos Alvarez (GPC)	11/05/21	1130
Received by		Cindy Martinez	11/5/21	1130
Relinquished by		Cindy Martinez	11/5/21	1240
Received by				
Relinquished by				
Received in lab by			NOV 05 2021	

Sample Received Checklist

Temperature upon receipt: _____
# of bottles agrees with COC? Yes No
Samples intact? Yes No
Samples properly preserved? Yes No
Samples in holding time? Yes No

Compliance Monitor

Initial Flow _____
Final Flow _____

Sample Type
Grab
Comp

Matrix
AQ - Water
SO -Soil / Sludge
OT - Other

Bottle Type
P - Plastic
G - Amber Glass
VOA - 40 ml Vial
Coli - bacteria

Preservations
HC - HCl
HS - H_2SO_4
HN - HNO_3
HP - H_3PO_4
OH - NaOH
ST - Sodium Thiosulfate
AA - Ascorbic Acid
Al - $AlCl_3$
Cu - $CuSO_4$

Note: Samples are discarded 30 days after results are reported, unless other arrangements are made.

Pat-Chem Laboratories
1824 1st Street
San Fernando, CA 91340

CHAIN OF CUSTODY RECORD

Phone (805) 532-0012
Fax (805) 532-0016

Environmental Sample

Sample I.D.#: 21K0185

Customer: IPC, Inc.		Project: MCC Quarterly EFF	
Address: 9297 Research Drive	Sampled by: Golan Kfir	P.O. #	
Irvine, CA 92618	Report Attention: Ric Vardel / Golan Kfir	Phone #: (949) 382-9067	

Sample Description	Date Sampled	Time Sampled	# of bottles	Required Tests	Sample Type	Matrix	Bottle Type	Preserve	Field Data (pH / Temperature) pH: Field Lab
EFF	11/8/21	12:30	1	Asbestos	Grab	AQ	1L G	4° C	

Signature	Print Name (Company)	Date	Time
Relinquished by: GK	Golan IPC	11/8/21	12:30
Received by:	Jonathan V. (PCL)	11/8	12:30
Relinquished by:	Jonathan (PCL)	11/8	13:30
Received by:			
Relinquished by:			
Received in lab by:			

Sample Received Checklist

Temperature upon receipt: 4°C

# of bottles agrees with COC? (Yes) No

Samples intact? (Yes) No

Samples properly preserved? (Yes) No

Samples in holding time? (Yes) No

Compliance Monitor

Initial Flow _____

Final Flow _____

Sample Type
Grab
Comp

Matrix
AQ - Water
SO - Soil / Sludge
OT - Other

Bottle Type
P - Plastic
G - Amber Glass
VOA - 40 ml Vial
Coli - bacteria

Preservations
HC - HCl
HS - H_2SO_4
HN - HNO_3
HP - H_3PO_4
OH - NaOH
ST - Sodium Thiosulfate
AA - Ascorbic Acid
AI - $AlCl_3$
Cu - $CuSO_4$

Note: Samples are discarded 30 days after results are reported, unless other arrangements are made.

PAT-CHEM LABORATORIES
QUALITY ANALYTICAL SERVICES SINCE 1987
1824 1st Street
San Fernando, CA 91340
(818) 639-5300 ph
(818) 639-5306 fx
pat-chem.com

Customer: **Integrated Performance Consultants, Inc.**
9297 Research Drive
Irvine CA, 92618

Attention: Ric Vardel
Report Date: 19-Nov-21 13:22
Subject: (MCC) Daily EFF

Project/P.O.#: (MCC) Daily EFF

Parameter	Method	QC Batch	RL	Prepared	Analyzed	Result	Notes
EFF (Sample I.D.# : 21K0246-01) Collected: 09-Nov-21 By EM of IPC							
Microbiological							
Fecal Coliforms	SM 9221E	AK10944	1.8	09-Nov-21	12-Nov-21	**<1.8 MPN/100 ml**	
Total Coliforms	SM 9221B	AK10944	1.8	09-Nov-21	12-Nov-21	**<1.8 MPN/100 ml**	
Inorganic Constituents							
pH	SM 4500H-B	AK11539	0.1	09-Nov-21	09-Nov-21	**7.6 pH Units**	
Residual Chlorine	SM 4500Cl-G	AK10945	0.05	09-Nov-21	09-Nov-21	**0.09 mg/l**	
EFF (Sample I.D.# : 21K0291-01) Collected: 10-Nov-21 By M.A. of IPC							
Microbiological							
Fecal Coliforms	SM 9221E	AK11041	1.8	10-Nov-21	12-Nov-21	**<1.8 MPN/100 ml**	
Total Coliforms	SM 9221B	AK11041	1.8	10-Nov-21	12-Nov-21	**<1.8 MPN/100 ml**	
Inorganic Constituents							
pH	SM 4500H-B	AK11539	0.1	10-Nov-21	10-Nov-21	**7.4 pH Units**	
Residual Chlorine	SM 4500Cl-G	AK11135	0.05	11-Nov-21	11-Nov-21	**<0.05 mg/l**	
EFF (Sample I.D.# : 21K0323-01) Collected: 11-Nov-21 By KV of IPC							
Microbiological							
Fecal Coliforms	SM 9221E	AK11137	1.8	11-Nov-21	15-Nov-21	**<1.8 MPN/100 ml**	
Total Coliforms	SM 9221B	AK11137	1.8	11-Nov-21	15-Nov-21	**<1.8 MPN/100 ml**	
Inorganic Constituents							
pH	SM 4500H-B	AK11539	0.1	11-Nov-21	11-Nov-21	**7.5 pH Units**	
Residual Chlorine	SM 4500Cl-G	AK11135	0.05	11-Nov-21	11-Nov-21	**0.11 mg/l**	
EFF (Sample I.D.# : 21K0354-01) Collected: 12-Nov-21 By CA of IPC							
Microbiological							
Fecal Coliforms	SM 9221E	AK11241	1.8	12-Nov-21	15-Nov-21	**<1.8 MPN/100 ml**	
Total Coliforms	SM 9221B	AK11241	1.8	12-Nov-21	15-Nov-21	**<1.8 MPN/100 ml**	
Inorganic Constituents							
pH	SM 4500H-B	AK11539	0.1	12-Nov-21	12-Nov-21	**7.4 pH Units**	
Residual Chlorine	SM 4500Cl-G	AK11541	0.05	15-Nov-21	15-Nov-21	**<0.05 mg/l**	

Respectfully Submitted,

Steve Jefferson 11/19/2021
Laboratory Director

PAT-CHEM LABORATORIES
QUALITY ANALYTICAL SERVICES SINCE 1987
1824 1st Street
San Fernando, CA 91340
(818) 639-5300 ph
(818) 639-5306 fx
pat-chem.com

Customer: **Integrated Performance Consultants, Inc.**
9297 Research Drive
Irvine CA, 92618

Attention: Ric Vardel
Report Date: 19-Nov-21 13:22
Subject: (MCC) Daily EFF

Project/P.O.#: (MCC) Daily EFF

Parameter	Method	QC Batch	RL	Prepared	Analyzed	Result	Notes
EFF (Sample I.D.# : 21K0371-01) Collected: 13-Nov-21 By CA of IPC							
Microbiological							
Fecal Coliforms	SM 9221E	AK11323	1.8	13-Nov-21	15-Nov-21	**<1.8 MPN/100 ml**	
Total Coliforms	SM 9221B	AK11323	1.8	13-Nov-21	15-Nov-21	**<1.8 MPN/100 ml**	
Inorganic Constituents							
pH	SM 4500H-B	AK11539	0.1	13-Nov-21	13-Nov-21	**7.4 pH Units**	
Residual Chlorine	SM 4500Cl-G	AK11541	0.05	15-Nov-21	15-Nov-21	**0.05 mg/l**	
EFF (Sample I.D.# : 21K0377-01) Collected: 14-Nov-21 By em of IPC							
Microbiological							
Fecal Coliforms	SM 9221E	AK11456	1.8	14-Nov-21	18-Nov-21	**<1.8 MPN/100 ml**	
Total Coliforms	SM 9221B	AK11456	1.8	14-Nov-21	18-Nov-21	**<1.8 MPN/100 ml**	
Inorganic Constituents							
pH	SM 4500H-B	AK11539	0.1	14-Nov-21	14-Nov-21	**7.0 pH Units**	
Residual Chlorine	SM 4500Cl-G	AK11541	0.05	15-Nov-21	15-Nov-21	**<0.05 mg/l**	
EFF (Sample I.D.# : 21K0398-01) Collected: 15-Nov-21 By DH of IPC							
Microbiological							
Fecal Coliforms	SM 9221E	AK11545	1.8	15-Nov-21	18-Nov-21	**<1.8 MPN/100 ml**	
Total Coliforms	SM 9221B	AK11545	1.8	15-Nov-21	18-Nov-21	**<1.8 MPN/100 ml**	
Inorganic Constituents							
pH	SM 4500H-B	AK11934	0.1	15-Nov-21	15-Nov-21	**7.4 pH Units**	
Residual Chlorine	SM 4500Cl-G	AK11541	0.05	15-Nov-21	15-Nov-21	**<0.05 mg/l**	
EFF (Sample I.D.# : 21K0437-01) Collected: 16-Nov-21 By EM of IPC							
Microbiological							
Fecal Coliforms	SM 9221E	AK11647	1.8	16-Nov-21	18-Nov-21	**<1.8 MPN/100 ml**	
Total Coliforms	SM 9221B	AK11647	1.8	16-Nov-21	18-Nov-21	**<1.8 MPN/100 ml**	
Inorganic Constituents							
pH	SM 4500H-B	AK11934	0.1	16-Nov-21	16-Nov-21	**7.5 pH Units**	
Residual Chlorine	SM 4500Cl-G	AK11743	0.05	17-Nov-21	17-Nov-21	**<0.05 mg/l**	

Respectfully Submitted,

Steve Jefferson 11/19/2021
Laboratory Director

PAT-CHEM
LABORATORIES

QUALITY ANALYTICAL SERVICES SINCE 1987

1824 1st Street
San Fernando, CA 91340
(818) 639-5300 ph
(818) 639-5306 fx
pat-chem.com

Customer: **Integrated Performance Consultants, Inc.**
9297 Research Drive
Irvine CA, 92618

Attention: Ric Vardel
Report Date: 19-Nov-21 13:22
Subject: (MCC) Daily EFF

Project/P.O.#: (MCC) Daily EFF

Notes and Definitions

RL Reporting Limit - The lowest amount of a constituent that can be reliably quantified and reported.

Respectfully Submitted,

Steve Jefferson 11/19/2021
Laboratory Director

Pat-Chem Laboratories
1824 1st Street
San Fernando, CA 91340

CHAIN OF CUSTODY RECORD

Phone (818) 639-5300
Fax (818) 639-5306

Environmental Sample

Sample I.D.#: 21K0246

Customer:	IPC - Integrated Performance Consultants, Inc.	Project :	(MCC) Daily EFF
Address:	9297 Research Drive	Sampled by:	Eric Morris
	Irvine CA 92618	Report Attention:	Ric Vardel / Golan Kfir
P.O. #:		Phone #:	949-382-9067

Sample Description	Date Sampled	Time Sampled	# of bottles	Required Tests	Sample Type	Matrix	Bottle Type	Preserve	Field Data (pH / Temperature) pH: Field Lab
EFF	11-9-21	1055	1	pH, T.Res.Chlorine	Grab	AQ	500ml Plastic	4°C	
	"	"	1	Total Coliform, Fecal Coliform	Grab	AQ	Coli Bottle	4°C, ST	

RECEIVED
NOV 09 2021
By Alex Walker Jr.

Geotracker EDD:
Logcode: IPCI
Global ID: WDR100000359

	Signature	Print Name (Company)	Date	Time
Relinquished by	Morris	E. MORRIS IPC	11-9-21	1101
Received by	[signature]	Jonathan V. (PCL)	11/9/21	12:00
Relinquished by	[signature]	Jonathan V. (PCL)	11/9/21	13:50
Received by				
Relinquished by				
Received in lab by	Alex Walker Jr.		NOV 09 2021	1350

Sample Received Checklist

Temperature upon receipt: 4°C
# of bottles agrees with COC? Yes No
Samples intact? Yes No
Samples properly preserved? Yes No
Samples in holding time? Yes No

Compliance Monitor

Initial Flow _____
Final Flow _____

Sample Type
Grab
Comp

Matrix
AQ - Water
SO - Soil / Sludge
OT - Other

Bottle Type
P - Plastic
G - Amber Glass
VOA - 40 ml Vial
Coli - bacteria

Preservations
HC - HCl
HS - H_2SO_4
HN - HNO_3
HP - H_3PO_4
OH - NaOH
ST - Sodium Thiosulfate
AA - Ascorbic Acid
Al - $AlCl_3$
Cu - $CuSO_4$

Note: Samples are discarded 30 days after results are reported, unless other arrangements are made.

Rev 2 Effective 5/1/17

Pat-Chem Laboratories
1824 1st Street
San Fernando, CA 91340

CHAIN OF CUSTODY RECORD

Phone (818) 639-5300
Fax (818) 639-5306

Environmental Sample

Sample I.D.#: 21K0292

Customer: IPC - Integrated Performance Consultants, Inc.		Project: (MCC) Weekly INF	
Address: 9297 Research Drive		Sampled by: Mario Aguirre	P.O. #:
Irvine CA 92618		Report Attention: Ric Vardel / Golan Kfir	Phone #: 949-382-9067

Sample Description	Date Sampled	Time Sampled	# of bottles	Required Tests	Sample Type	Matrix	Bottle Type	Preserve	Field Data (pH / Temperature) pH: Field Lab
INF	11/9/21	0:00	1	TSS	Comp	AQ	1-Liter Plastic	4°C	
"	"	"	1	BOD	Comp	AQ	1-Liter Plastic	4°C	

RECEIVED
NOV 10 2021
By

Geotracker EDD:
Logcode: IPCI
Global ID: WDR100000359

Signature	Print Name (Company)	Date	Time
Relinquished by	Mario Aguirre (IPC)	11/10/21	12:13
Received by	Jonathan V. (PCL)	11/10/21	12:13
Relinquished by	Jonathan V. (PCL)	11/10/21	13:30
Received by			
Relinquished by			
Received in lab by	NOV 10 2021		1330

Sample Received Checklist

Temperature upon receipt: 4°
# of bottles agrees with COC? (Yes) No
Samples intact? (Yes) No
Samples properly preserved? (Yes) No
Samples in holding time? (Yes) No

Compliance Monitor

Initial Flow _____

Final Flow _____

Sample Type
(Grab)
Comp

Matrix
(AQ) - Water
SO -Soil / Sludge
OT - Other

Bottle Type
(P) Plastic
G - Amber Glass
VOA - 40 ml Vial
Coli - bacteria

Preservations
HC - HCl
HS - H_2SO_4
HN - HNO_3
HP - H_3PO_4
OH - NaOH
ST - Sodium Thiosulfate
AA - Ascorbic Acid
AI - $AlCl_3$
Cu -$CuSO_4$

Note: Samples are discarded 30 days after results are reported, unless other arrangements are made.

Rev 2 Effective 5/1/17

Pat-Chem Laboratories
1824 1st Street
San Fernando, CA 91340

CHAIN OF CUSTODY RECORD

Phone (818) 639-5300
Fax (818) 639-5306

Environmental Sample

Sample I.D.#: 21K0323

Customer: IPC - Integrated Performance Consultants, Inc.		Project : (MCC) Daily EFF	
Address: 9297 Research Drive		Sampled by: Kyle Vardel	P.O. #:
Irvine	CA 92618	Report Attention: Ric Vardel / Golan Kfir	Phone #: 949-382-9067

Sample Description	Date Sampled	Time Sampled	# of bottles	Required Tests	Sample Type	Matrix	Bottle Type	Preserve	Field Data (pH / Temperature) pH: Field Lab
EFF	11/11/21	1205	1	pH, T.Res.Chlorine	Grab	AQ	500ml Plastic	4°C	
	11/11/21	1205	1	Total Coliform, Fecal Coliform	Grab	AQ	Coli Bottle	4°C, ST	
Geotracker EDD:									
Logcode: IPCI									
Global ID: WDR100000359									

RECEIVED
NOV 11 2021
By

Signature	Print Name (Company)	Date	Time
Relinquished by	Kyle Vardel (IPC)	11/11/21	1209
Received by	Jonathan V. (PCL)	11/11/21	1209
Relinquished by	Jonathan V. (PCL)	11/11/21	13:30
Received by			
Relinquished by			
Received in lab by		NOV 11 2021	13:30

Sample Received Checklist
Temperature upon receipt: 4.6°C
# of bottles agrees with COC? (Yes) No
Samples intact? (Yes) No
Samples properly preserved? (Yes) No
Samples in holding time? (Yes) No

Compliance Monitor
Initial Flow _____
Final Flow _____

Sample Type: (Grab) Comp
Matrix: (AQ) - Water; SO -Soil / Sludge; OT - Other
Bottle Type: (P) - Plastic; G - Amber Glass; VOA - 40 ml Vial; (Coli) - bacteria

Preservations: HC - HCl; HS - H_2SO_4; HN - HNO_3; HP - H_3PO_4; OH - NaOH; (ST) - Sodium Thiosulfate; AA - Ascorbic Acid; Al - $AlCl_3$; Cu - $CuSO_4$

Note: Samples are discarded 30 days after results are reported, unless other arrangements are made.

Rev 2 Effective 5/1/17

Pat-Chem Laboratories
1824 1st Street
San Fernando, CA 91340

CHAIN OF CUSTODY RECORD

Phone (818) 639-5300
Fax (818) 639-5306

Environmental Sample

Sample I.D.#: 21K0354

Customer: IPC - Integrated Performance Consultants, Inc.		Project: (MCC) Daily EFF	
Address: 9297 Research Drive		Sampled by: Carlos Alvarez	P.O. #:
Irvine	CA 92618	Report Attention: Ric Vardel / Golan Kfir	Phone #: 949-382-9067

Sample Description	Date Sampled	Time Sampled	# of bottles	Required Tests	Sample Type	Matrix	Bottle Type	Preserve	Field Data (pH / Temperature) pH: Field Lab
EFF	11/12/21	1145	1	pH, T.Res.Chlorine	Grab	AQ	500ml Plastic	4°C	
	"	"	1	Total Coliform, Fecal Coliform	Grab	AQ	Coli Bottle	4°C, ST	
Geotracker EDD:									
Logcode: IPCI									
Global ID: WDR100000359									

RECEIVED
NOV 12 2021
By

Signature	Print Name (Company)	Date	Time
Relinquished by	Carlos Alvarez (IPC)	11/12/21	1150
Received by	Jonathan V	11/12/21	1150
Relinquished by	Jonathan V	11/12	14:55
Received by			
Relinquished by			
Received in lab by	NOV 12 2021		1455

Sample Received Checklist

Temperature upon receipt: JV 4.0C

# of bottles agrees with COC? (Yes) No

Samples intact? (Yes) No

Samples properly preserved? (Yes) No

Samples in holding time? (Yes) No

Compliance Monitor

Initial Flow _____

Final Flow _____

Sample Type
(Grab)
Comp

Matrix
(AQ) - Water
SO -Soil / Sludge
OT - Other

Bottle Type
(P) - Plastic
G - Amber Glass
VOA - 40 ml Vial
(Coli) - bacteria

Preservations
HC - HCl
HS - H_2SO_4
HN - HNO_3
HP - H_3PO_4
OH - NaOH
(ST) - Sodium Thiosulfate
AA - Ascorbic Acid
Al - $AlCl_3$
Cu - $CuSO_4$

Note: Samples are discarded 30 days after results are reported, unless other arrangements are made.

Pat-Chem Laboratories
1824 1st Street
San Fernando, CA 91340

CHAIN OF CUSTODY RECORD

Phone (818) 639-5300
Fax (818) 639-5306

Environmental Sample

Sample I.D.#: 21K0371

Customer: IPC - Integrated Performance Consultants, Inc.		Project: **(MCC) Daily EFF**	
Address: 9297 Research Drive		Sampled by: Jesus Avalos	P.O. #:
Irvine CA 92618		Report Attention: Ric Vardel / Golan Kfir	Phone #: 949-382-9067

Sample Description	Date Sampled	Time Sampled	# of bottles	Required Tests	Sample Type	Matrix	Bottle Type	Preserve	Field Data (pH / Temperature) pH: Field Lab
EFF	11/13/21	10:50	1	pH, T.Res.Chlorine	Grab	AQ	500ml Plastic	4°C	
〃	〃	〃	1	Total Coliform, Fecal Coliform	Grab	AQ	Coli Bottle	4°C, ST	
Geotracker EDD:									
Logcode: IPCI									
Global ID: WDR100000359									

Signature	Print Name (Company)	Date	Time
Relinquished by: Jesus Avalos	Jesus Avalos (IPC)	11/13/21	10:55
Received by:	Richard Martinez (BIA)	11/13/21	1430
Relinquished by:			
Received by:			
Relinquished by:			
Received in lab by:	Richard Martinez	11/13/21	1650

Sample Received Checklist

Temperature upon receipt: 4°C

# of bottles agrees with COC?	**Yes**	No
Samples intact?	**Yes**	No
Samples properly preserved?	**Yes**	No
Samples in holding time?	**Yes**	No

Compliance Monitor

Initial Flow _____

Final Flow _____

Sample Type	Preservations
Grab	**HC** - HCl
Comp	**HS** - H_2SO_4
Matrix	**HN** - HNO_3
AQ - Water	**HP** - H_3PO_4
SO -Soil / Sludge	**OH** - NaOH
OT - Other	**ST** - Sodium Thiosulfate
Bottle Type	**AA** - Ascorbic Acid
P - Plastic	**Al** - $AlCl_3$
G - Amber Glass	**Cu** -$CuSO_4$
VOA - 40 ml Vial	
Coli - bacteria	

Note: Samples are discarded 30 days after results are reported, unless other arrangements are made.

Rev 2 Effective 5/1/17

Pat-Chem Laboratories
1824 1st Street
San Fernando, CA 91340

CHAIN OF CUSTODY RECORD

Phone (818) 639-5300
Fax (818) 639-5306

Environmental Sample

Sample I.D.#: 21K0377

Customer: IPC - Integrated Performance Consultants, Inc.		**Project :** (MCC) Daily EFF	
Address: 9297 Research Drive		**Sampled by:** ERIC MORRIS	**P.O. #:**
Irvine CA 92618		**Report Attention:** Ric Vardel / Golan Kfir	**Phone #:** 949-382-9067

Sample Description	Date Sampled	Time Sampled	# of bottles	Required Tests	Sample Type	Matrix	Bottle Type	Preserve	Field Data (pH / Temperature) pH: Field Lab
EFF	11/14/21	945	1	pH, T.Res.Chlorine	Grab	AQ	500ml Plastic	4°C	7.0 19.5
			1	Total Coliform, Fecal Coliform	Grab	AQ	Coli Bottle	4°C, ST	
Geotracker EDD: Logcode: IPCI Global ID: WDR100000359									

	Signature	Print Name (Company)	Date	Time
Relinquished by		E. MORRIS IPC	11/14/21	950
Received by		Juan Vasquez (PCL)	11/14/21	11:05
Relinquished by				
Received by				
Relinquished by				
Received in lab by		Juan Vasquez (PCL)	11/14/21	1328

Sample Received Checklist

Temperature upon receipt: 4°C

# of bottles agrees with COC?	Yes No
Samples intact?	Yes No
Samples properly preserved?	Yes No
Samples in holding time?	Yes No

Compliance Monitor

Initial Flow _____

Final Flow _____

Sample Type	Matrix	Bottle Type
Grab	**AQ** - Water	**P** - Plastic
Comp	**SO** -Soil / Sludge	**G** - Amber Glass
	OT - Other	**VOA** - 40 ml Vial
		Coli - bacteria

Preservations

HC - HCl
HS - H_2SO_4
HN - HNO_3
HP - H_3PO_4
OH - NaOH
ST - Sodium Thiosulfate
AA - Ascorbic Acid
AI - $AlCl_3$
Cu -$CuSO_4$

Note: Samples are discarded 30 days after results are reported, unless other arrangements are made.

Pat-Chem Laboratories
1824 1st Street
San Fernando, CA 91340

CHAIN OF CUSTODY RECORD

Phone (818) 639-5300
Fax (818) 639-5306

Environmental Sample

Sample I.D.#: 21K0398

Customer: IPC - Integrated Performance Consultants, Inc.		**Project:** (MCC) Daily EFF	
Address: 9297 Research Drive		**Sampled by:** Daniel Huey	**P.O. #:**
Irvine CA 92618		**Report Attention:** Ric Vardel / Golan Kfir	**Phone #:** 949-382-9067

Sample Description	Date Sampled	Time Sampled	# of bottles	Required Tests	Sample Type	Matrix	Bottle Type	Preserve	Field Data (pH / Temperature) pH: Field Lab
EFF	11/15/21	1110	1	pH, T.Res.Chlorine	Grab	AQ	500ml Plastic	4°C	
"	"	"	1	Total Coliform, Fecal Coliform	Grab	AQ	Coli Bottle	4°C, ST	

RECEIVED
NOV 15 2021
By

Geotracker EDD:
Logcode: IPCI
Global ID: WDR100000359

Signature	Print Name (Company)	Date	Time
Relinquished by: Daniel Huey	Daniel (IPC)	11/15/21	1116
Received by:	Jonathan V. (PCL)	11/15/21	1207
Relinquished by:	Jonathan V. (PCL)	11/15/21	1350
Received by:			
Relinquished by:			
Received in lab by:		NOV 15 2021	1350

Sample Received Checklist

Temperature upon receipt: 4°C

# of bottles agrees with COC?	(Yes) No
Samples intact?	(Yes) No
Samples properly preserved?	(Yes) No
Samples in holding time?	(Yes) No

Compliance Monitor

Initial Flow _____

Final Flow _____

Sample Type
(Grab)
Comp

Matrix
(AQ) - Water
SO -Soil / Sludge
OT - Other

Bottle Type
(P) - Plastic
G - Amber Glass
VOA - 40 ml Vial
(Coli) - bacteria

Preservations
HC - HCl
HS - H_2SO_4
HN - HNO_3
HP - H_3PO_4
OH - NaOH
(ST) - Sodium Thiosulfate
AA - Ascorbic Acid
AI - $AlCl_3$
Cu - $CuSO_4$

Note: Samples are discarded 30 days after results are reported, unless other arrangements are made.

Pat-Chem Laboratories
1824 1st Street
San Fernando, CA 91340

CHAIN OF CUSTODY RECORD

Phone (818) 639-5300
Fax (818) 639-5306

Environmental Sample

Sample I.D.#: 21K0437

Customer: IPC - Integrated Performance Consultants, Inc.		Project : **(MCC) Daily EFF**	
Address: 9297 Research Drive		Sampled by: Eric Morris	P.O. #:
Irvine	CA 92618	Report Attention: Ric Vardel / Golan Kfir	Phone #: 949-382-9067

Sample Description	Date Sampled	Time Sampled	# of bottles	Required Tests	Sample Type	Matrix	Bottle Type	Preserve	Field Data (pH / Temperature) pH: Field Lab
EFF	11-16-21	1115	1	pH, T.Res.Chlorine	Grab	AQ	500ml Plastic	4°C	
	"	"	1	Total Coliform, Fecal Coliform	Grab	AQ	Coli Bottle	4°C, ST	
Geotracker EDD:									
Logcode: IPCI									
Global ID: WDR100000359									

RECEIVED
NOV 16 2021
By

Signature	Print Name (Company)	Date	Time
Relinquished by	E. MORRIS IPC	11-16-21	1120
Received by	Richard Martinez BC	11/16/21	1430
Relinquished by	Richard VC. BC	11/16/21	1630
Received by			
Relinquished by			
Received in lab by		NOV 16 2021	1630

Sample Received Checklist

Temperature upon receipt: 4°C

# of bottles agrees with COC? (Yes) No

Samples intact? (Yes) No

Samples properly preserved? (Yes) No

Samples in holding time? (Yes) No

Compliance Monitor

Initial Flow _____

Final Flow _____

Sample Type
(Grab)
Comp

Matrix
(AQ) - Water
SO -Soil / Sludge
OT - Other

Bottle Type
(P) - Plastic
G - Amber Glass
VOA - 40 ml Vial
(Coli) - bacteria

Preservations
HC - HCl
HS - H_2SO_4
HN - HNO_3
HP - H_3PO_4
OH - NaOH
(ST) - Sodium Thiosulfate
AA - Ascorbic Acid
AI - $AlCl_3$
Cu -$CuSO_4$

Note: Samples are discarded 30 days after results are reported, unless other arrangements are made.

PAT-CHEM
LABORATORIES
QUALITY ANALYTICAL SERVICES SINCE 1987
1824 1st Street
San Fernando, CA 91340
(818) 639-5300 ph
(818) 639-5306 fx
pat-chem.com

Customer: **Integrated Performance Consultants, Inc.**
9297 Research Drive
Irvine CA, 92618

Attention: Ric Vardel
Report Date: 19-Nov-21 14:25
Subject: (MCC) Weekly INF

Project/P.O.#: (MCC) Weekly INF

Parameter	Method	QC Batch	RL	Prepared	Analyzed	Result	Notes
INF (Sample I.D.# : 21K0292-01) Collected: 09-Nov-21 By MA of IPC							
Physical Properties							
Total Suspended Solids	SM2540D	AK11043	1	10-Nov-21	11-Nov-21	**229 mg/l**	
Aggregate Organic Constituents							
Biochemical Oxygen Demand	SM 5210B	AK11138	2	11-Nov-21	16-Nov-21	**340 mg/l**	

Notes and Definitions

RL Reporting Limit - The lowest amount of a constituent that can be reliably quantified and reported.

Respectfully Submitted,



Steve Jefferson 11/19/2021
Laboratory Director

Pat-Chem Laboratories
1824 1st Street
San Fernando, CA 91340

CHAIN OF CUSTODY RECORD

Phone (818) 639-5300
Fax (818) 639-5306

Environmental Sample

Sample I.D.#: 21K0291

Customer:	IPC - Integrated Performance Consultants, Inc.	Project:	(MCC) Daily EFF
Address:	9297 Research Drive	Sampled by:	Mani Aguirre
	Irvine CA 92618	Report Attention:	Ric Vardel / Golan Kfir
		P.O. #:	
		Phone #:	949-382-9067

Sample Description	Date Sampled	Time Sampled	# of bottles	Required Tests	Sample Type	Matrix	Bottle Type	Preserve	Field Data (pH / Temperature) pH: Field Lab
EFF	11/10/21	12:08	1	pH, T.Res.Chlorine	Grab	AQ	500ml Plastic	4°C	
"	"	"	1	Total Coliform, Fecal Coliform	Grab	AQ	Coli Bottle	4°C, ST	

RECEIVED
NOV 10 2021
By

Geotracker EDD:
Logcode: IPCI
Global ID: WDR100000359

	Signature	Print Name (Company)	Date	Time
Relinquished by		Mani Aguirre (IPC)	11/10/21	12:13
Received by		Jonathan V. (PC)	11/10/21	12:13
Relinquished by		Jonathan V. (PC)	11/10/21	13:30
Received by				
Relinquished by				
Received in lab by		NOV 10 2021		1330

Sample Received Checklist

Temperature upon receipt: 4 °C
# of bottles agrees with COC? (Yes) No
Samples intact? (Yes) No
Samples properly preserved? (Yes) No
Samples in holding time? (Yes) No

Compliance Monitor

Initial Flow _____
Final Flow _____

Sample Type
(Grab)
Comp

Matrix
(AQ) - Water
SO -Soil / Sludge
OT - Other

Bottle Type
(P) - Plastic
G - Amber Glass
VOA - 40 ml Vial
(Coli) - bacteria

Preservations
HC - HCl
HS - H_2SO_4
HN - HNO_3
HP - H_3PO_4
OH - NaOH
(ST) - Sodium Thiosulfate
AA - Ascorbic Acid
AI - $AlCl_3$
Cu - $CuSO_4$

Note: Samples are discarded 30 days after results are reported, unless other arrangements are made.

PAT-CHEM LABORATORIES
QUALITY ANALYTICAL SERVICES SINCE 1987
1824 1st Street
San Fernando, CA 91340
(818) 639-5300 ph
(818) 639-5306 fx
pat-chem.com

Customer: **Integrated Performance Consultants, Inc.**
9297 Research Drive
Irvine CA, 92618

Attention: Ric Vardel
Report Date: 19-Nov-21 14:07
Subject: (MCC) Weekly EFF

Project/P.O.#: (MCC) Weekly EFF

Parameter	Method	QC Batch	RL	Prepared	Analyzed	Result	Notes
EFF (Sample I.D.# : 21K0295-01) Collected: 10-Nov-21 By MA of IPC							
Physical Properties							
Total Suspended Solids	SM2540D	AK11142	1	11-Nov-21	12-Nov-21	**1 mg/l**	
Inorganic Constituents							
Ammonia as N	EPA 350.1	AK11239	0.10	12-Nov-21	12-Nov-21	**<0.10 mg/l**	
Nitrate as N	EPA 353.2	AK11130	0.05	11-Nov-21	11-Nov-21	**1.07 mg/l**	
Nitrite as N	EPA 353.2	AK11130	0.05	11-Nov-21	11-Nov-21	**<0.05 mg/l**	
Total Kjeldahl Nitrogen	EPA 351.2	AK11536	0.10	15-Nov-21	18-Nov-21	**1.32 mg/l**	
EFF (Sample I.D.# : 21K0295-02) Collected: 09-Nov-21 By MA of IPC							
Aggregate Organic Constituents							
Biochemical Oxygen Demand	SM 5210B	AK11138	2	11-Nov-21	16-Nov-21	**<2 mg/l**	

Notes and Definitions

RL Reporting Limit - The lowest amount of a constituent that can be reliably quantified and reported.

Respectfully Submitted,



Steve Jefferson 11/19/2021
Laboratory Director

Pat-Chem Laboratories
1824 1st Street
San Fernando, CA 91340

CHAIN OF CUSTODY RECORD

Phone (818) 639-5300
Fax (818) 639-5306

Environmental Sample

Sample I.D.#: 21K0295

Customer:	IPC - Integrated Performance Consultants, Inc.	Project:	**(MCC)** Weekly **EFF**
Address:	9297 Research Drive	Sampled by:	Mario Aguirre
	Irvine CA 92618	Report Attention:	Ric Vardel / Golan Kfir
		P.O. #:	
		Phone #:	949-382-9067

Sample Description	Date Sampled	Time Sampled	# of bottles	Required Tests	Sample Type	Matrix	Bottle Type	Preserve	Field Data (pH / Temperature) pH: Field Lab
EFF	11/10/21	12:08	1	TSS	Grab	AQ	1-Liter-Plastic	4°C	
"	"	"	1	Ammonia, TKN	Grab	AQ	500ml Plastic	4°C	
"	"	"	1	Nitrate, Nitrite	Grab	AQ	250ml Plastic	4°C	
EFF	11/9/21	0:00	1	BOD	Comp	AQ	1-Liter-Plastic	4°C	

RECEIVED
NOV 10 2021
By

Geotracker EDD:
Logcode: IPCI
Global ID: WDR100000359

Signature	Print Name (Company)	Date	Time
Relinquished by	Mario Aguirre	11/10/21	12:13
Received by	Jonathan V. (PCL)	11/10/21	12:13
Relinquished by	Jonathan V. (PCL)	11/10/21	13:30
Received by			
Relinquished by			
Received for Lab by		NOV 10 2021	1330

Sample Received Checklist

Temperature upon receipt: 4 °C

# of bottles agrees with COC? (Yes) No

Samples intact? (Yes) No

Samples properly preserved? (Yes) No

Samples in holding time? (Yes) No

Compliance Monitor

Initial Flow _____

Final Flow _____

Sample Type
(Grab)
Comp

Matrix
(AQ) - Water
SO -Soil / Sludge
OT - Other

Bottle Type
(P) - Plastic
G - Amber Glass
VOA - 40 ml Vial
Coli - bacteria

Preservations
HC - HCl
HS - H_2SO_4
HN - HNO_3
HP - H_3PO_4
OH - NaOH
ST - Sodium Thiosulfate
AA - Ascorbic Acid
AI - $AlCl_3$
Cu - $CuSO_4$

Note: Samples are discarded 30 days after results are reported, unless other arrangements are made.

Rev 2 Effective 5/1/17

PAT-CHEM LABORATORIES
QUALITY ANALYTICAL SERVICES SINCE 1987
1824 1st Street
San Fernando, CA 91340
(818) 639-5300 ph
(818) 639-5306 fx
pat-chem.com

Customer: **Integrated Performance Consultants, Inc.**
9297 Research Drive
Irvine CA, 92618

Attention: Ric Vardel
Report Date: 30-Nov-21 17:36
Subject: (MCC) Daily EFF

Project/P.O.#: (MCC) Daily EFF

Parameter	Method	QC Batch	RL	Prepared	Analyzed	Result	Notes
EFF (Sample I.D.# : 21K0452-01) Collected: 17-Nov-21 By CA of IPC							
Microbiological							
Fecal Coliforms	SM 9221E	AK11741	1.8	17-Nov-21	19-Nov-21	**<1.8 MPN/100 ml**	
Total Coliforms	SM 9221B	AK11741	1.8	17-Nov-21	19-Nov-21	**<1.8 MPN/100 ml**	
Inorganic Constituents							
pH	SM 4500H-B	AK11934	0.1	17-Nov-21	17-Nov-21	**7.5 pH Units**	
Residual Chlorine	SM 4500Cl-G	AK11743	0.05	17-Nov-21	17-Nov-21	**0.12 mg/l**	
EFF (Sample I.D.# : 21K0477-01) Collected: 18-Nov-21 By LW of IPC							
Microbiological							
Fecal Coliforms	SM 9221E	AK11835	1.8	18-Nov-21	20-Nov-21	**<1.8 MPN/100 ml**	
Total Coliforms	SM 9221B	AK11835	1.8	18-Nov-21	20-Nov-21	**<1.8 MPN/100 ml**	
Inorganic Constituents							
pH	SM 4500H-B	AK11934	0.1	18-Nov-21	18-Nov-21	**7.4 pH Units**	
Residual Chlorine	SM 4500Cl-G	AK11940	0.05	19-Nov-21	19-Nov-21	**<0.05 mg/l**	
EFF (Sample I.D.# : 21K0507-01) Collected: 19-Nov-21 By LW of IPC							
Microbiological							
Fecal Coliforms	SM 9221E	AK11935	1.8	19-Nov-21	21-Nov-21	**<1.8 MPN/100 ml**	
Total Coliforms	SM 9221B	AK11935	1.8	19-Nov-21	21-Nov-21	**<1.8 MPN/100 ml**	
Inorganic Constituents							
pH	SM 4500H-B	AK12942	0.1	19-Nov-21	19-Nov-21	**8.1 pH Units**	
Residual Chlorine	SM 4500Cl-G	AK11940	0.05	19-Nov-21	19-Nov-21	**<0.05 mg/l**	
EFF (Sample I.D.# : 21K0524-01) Collected: 20-Nov-21 By RM of PCL							
Microbiological							
Fecal Coliforms	SM 9221E	AK12034	1.8	20-Nov-21	22-Nov-21	**<1.8 MPN/100 ml**	
Total Coliforms	SM 9221B	AK12034	1.8	20-Nov-21	22-Nov-21	**<1.8 MPN/100 ml**	
Inorganic Constituents							
pH	SM 4500H-B	AK12942	0.1	20-Nov-21	20-Nov-21	**7.6 pH Units**	
Residual Chlorine	SM 4500Cl-G	AK12235	0.05	22-Nov-21	22-Nov-21	**<0.05 mg/l**	

Respectfully Submitted,

Steve Jefferson 11/30/2021
Laboratory Director

PAT-CHEM LABORATORIES
QUALITY ANALYTICAL SERVICES SINCE 1987
1824 1st Street
San Fernando, CA 91340
(818) 639-5300 ph
(818) 639-5306 fx
pat-chem.com

Customer: **Integrated Performance Consultants, Inc.**
9297 Research Drive
Irvine CA, 92618

Attention: Ric Vardel
Report Date: 30-Nov-21 17:36
Subject: (MCC) Daily EFF

Project/P.O.#: (MCC) Daily EFF

Parameter	Method	QC Batch	RL	Prepared	Analyzed	Result	Notes
EFF (Sample I.D.# : 21K0528-01) Collected: 21-Nov-21 By em of IPC							
Microbiological							
Fecal Coliforms	SM 9221E	AK12145	1.8	21-Nov-21	23-Nov-21	**<1.8 MPN/100 ml**	
Total Coliforms	SM 9221B	AK12145	1.8	21-Nov-21	23-Nov-21	**<1.8 MPN/100 ml**	
Inorganic Constituents							
pH	SM 4500H-B	AK12942	0.1	21-Nov-21	21-Nov-21	**7.0 pH Units**	
Residual Chlorine	SM 4500Cl-G	AK12235	0.05	22-Nov-21	22-Nov-21	**0.08 mg/l**	
EFF (Sample I.D.# : 21K0542-01) Collected: 22-Nov-21 By DH of IPC							
Microbiological							
Fecal Coliforms	SM 9221E	AK12231	1.8	22-Nov-21	24-Nov-21	**<1.8 MPN/100 ml**	
Total Coliforms	SM 9221B	AK12231	1.8	22-Nov-21	24-Nov-21	**<1.8 MPN/100 ml**	
Inorganic Constituents							
pH	SM 4500H-B	AK12942	0.1	22-Nov-21	22-Nov-21	**7.4 pH Units**	
Residual Chlorine	SM 4500Cl-G	AK12235	0.05	22-Nov-21	22-Nov-21	**0.13 mg/l**	

Notes and Definitions

RL Reporting Limit - The lowest amount of a constituent that can be reliably quantified and reported.

Respectfully Submitted,



Steve Jefferson 11/30/2021
Laboratory Director

Pat-Chem Laboratories
1824 1st Street
San Fernando, CA 91340

CHAIN OF CUSTODY RECORD

Phone (818) 639-5300
Fax (818) 639-5306

Environmental Sample

Sample I.D.#: 21K0452

Customer: IPC - Integrated Performance Consultants, Inc.		Project: (MCC) Daily EFF	
Address: 9297 Research Drive		Sampled by: Carlos Alvarez	P.O. #:
Irvine	CA 92618	Report Attention: Ric Vardel / Golan Kfir	Phone #: 949-382-9067

Sample Description	Date Sampled	Time Sampled	# of bottles	Required Tests	Sample Type	Matrix	Bottle Type	Preserve	Field Data (pH / Temperature) pH: Field Lab
EFF	11/17/21	1130	1	pH, T.Res.Chlorine	Grab	AQ	500ml Plastic	4°C	
	1	1	1	Total Coliform, Fecal Coliform	Grab	AQ	Coli Bottle	4°C, ST	

RECEIVED
NOV 17 2021
By

Geotracker EDD:
Logcode: IPCI
Global ID: WDR100000359

	Signature	Print Name (Company)	Date	Time
Relinquished by		Carlos Alvarez (IPC)	11/17/21	1140
Received by		Richard M. (PC)	11/17/21	1400
Relinquished by		Richard M. (PC)	11/17/21	1535
Received by				
Relinquished by				
Received for Lab by		NOV 17 2021		1535

Sample Received Checklist

Temperature upon receipt: 4°C

# of bottles agrees with COC?	Yes	No
Samples intact?	Yes	No
Samples properly preserved?	Yes	No
Samples in holding time?	Yes	No

Compliance Monitor

Initial Flow _____

Final Flow _____

Sample Type
Grab
Comp

Matrix
AQ - Water
SO -Soil / Sludge
OT - Other

Bottle Type
P - Plastic
G - Amber Glass
VOA - 40 ml Vial
Coli - bacteria

Preservations
HC - HCl
HS - H_2SO_4
HN - HNO_3
HP - H_3PO_4
OH - NaOH
ST - Sodium Thiosulfate
AA - Ascorbic Acid
Al - $AlCl_3$
Cu - $CuSO_4$

Note: Samples are discarded 30 days after results are reported, unless other arrangements are made.

Pat-Chem Laboratories
1824 1st Street
San Fernando, CA 91340

CHAIN OF CUSTODY RECORD

Phone (818) 639-5300
Fax (818) 639-5306

Environmental Sample

Sample I.D.#: 21K0477

Customer: IPC - Integrated Performance Consultants, Inc.		Project: **(MCC) Daily EFF**	
Address: 9297 Research Drive		Sampled by: LUKE WATSON	P.O. #:
Irvine	CA 92618	Report Attention: Ric Vardel / Golan Kfir	Phone #: 949-382-9067

Sample Description	Date Sampled	Time Sampled	# of bottles	Required Tests	Sample Type	Matrix	Bottle Type	Preserve	Field Data (pH / Temperature) pH: Field Lab
EFF	11/16	11:25	1	pH, T.Res.Chlorine	Grab	AQ	500ml Plastic	4°C	
	" "	" "	1	Total Coliform, Fecal Coliform	Grab	AQ	Coli Bottle	4°C, ST	
Geotracker EDD:									
Logcode: IPCI									
Global ID: WDR100000359									

RECEIVED
NOV 18 2021
By

Signature	Print Name (Company)	Date	Time
Relinquished by	LUKE WATSON (SPC)	11/18	11:30
Received by	Richard Martinez (RL)	11/18	1230
Relinquished by	Richard Martinez (RL)	11/18	1455
Received by			
Relinquished by			
Received in lab by	NOV 18 2021		1455

Sample Received Checklist

Temperature upon receipt: 4 °C
# of bottles agrees with COC? (Yes) No
Samples intact? (Yes) No
Samples properly preserved? (Yes) No
Samples in holding time? (Yes) No

Compliance Monitor

Initial Flow _____
Final Flow _____

Sample Type
(Grab)
Comp

Matrix
(AQ) - Water
SO -Soil / Sludge
OT - Other

Bottle Type
(P) - Plastic
G - Amber Glass
VOA - 40 ml Vial
(Coli) - bacteria

Preservations
HC - HCl
HS - H_2SO_4
HN - HNO_3
HP - H_3PO_4
OH - NaOH
(ST) - Sodium Thiosulfate
AA - Ascorbic Acid
AI - $AlCl_3$
Cu - $CuSO_4$

Note: Samples are discarded 30 days after results are reported, unless other arrangements are made.

Pat-Chem Laboratories
1824 1st Street
San Fernando, CA 91340

CHAIN OF CUSTODY RECORD

Phone (818) 639-5300
Fax (818) 639-5306

Environmental Sample

Sample I.D.#: 21K0507

Customer: IPC - Integrated Performance Consultants, Inc.		Project: (MCC) Daily EFF	
Address: 9297 Research Drive		Sampled by: LUKE WATSON	P.O. #:
Irvine	CA 92618	Report Attention: Ric Vardel / Golan Kfir	Phone #: 949-382-9067

Sample Description	Date Sampled	Time Sampled	# of bottles	Required Tests	Sample Type	Matrix	Bottle Type	Preserve	Field Data (pH / Temperature) pH: Field Lab
EFF	11/19	11:00	1	pH, T.Res.Chlorine	Grab	AQ	500ml Plastic	4°C	8.10/16.6
	"	"	1	Total Coliform, Fecal Coliform	Grab	AQ	Coli Bottle	4°C, ST	
Geotracker EDD:									
Logcode: IPCI									
Global ID: WDR100000359									

RECEIVED
NOV 19 2021
By

Signature	Print Name (Company)	Date	Time
Relinquished by	LUKE WATSON (IPC)	11/19/21	11:05
Received by	MARIO SANTIESTEBAN (PCL)	11/19/21	1140
Relinquished by	MARIO SANTIESTEBAN (PCL)	11/19/21	1315
Received by			
Relinquished by			
Received in lab by	NOV 19 2021		1315

Sample Received Checklist

Temperature upon receipt: 4°C

# of bottles agrees with COC?	Yes No
Samples intact?	Yes No
Samples properly preserved?	Yes No
Samples in holding time?	Yes No

Compliance Monitor

Initial Flow _____

Final Flow _____

Sample Type
Grab
Comp

Matrix
AQ - Water
SO -Soil / Sludge
OT - Other

Bottle Type
P - Plastic
G - Amber Glass
VOA - 40 ml Vial
Coli - bacteria

Preservations
HC - HCl
HS - H_2SO_4
HN - HNO_3
HP - H_3PO_4
OH - NaOH
ST - Sodium Thiosulfate
AA - Ascorbic Acid
Al - $AlCl_3$
Cu - $CuSO_4$

Note: Samples are discarded 30 days after results are reported, unless other arrangements are made.

Pat-Chem Laboratories
1824 1st Street
San Fernando, CA 91340

CHAIN OF CUSTODY RECORD

Phone (818) 639-5300
Fax (818) 639-5306

Environmental Sample

Sample I.D.#: 21K0524

Customer: IPC - Integrated Performance Consultants, Inc.		Project: **(MCC) Daily EFF**	
Address: 9297 Research Drive		Sampled by: Jesus Avalos	P.O. #:
Irvine	CA 92618	Report Attention: Ric Vardel / Golan Kfir	Phone #: 949-382-9067

Sample Description	Date Sampled	Time Sampled	# of bottles	Required Tests	Sample Type	Matrix	Bottle Type	Preserve	Field Data (pH / Temperature) pH: Field Lab
EFF	4/20/21	10:50	1	pH, T.Res.Chlorine	Grab	AQ	500ml Plastic	4°C	
〃	〃	〃	1	Total Coliform, Fecal Coliform	Grab	AQ	Coli Bottle	4°C, ST	
Geotracker EDD:									
Logcode: IPCI									
Global ID: WDR100000359									

Signature	Print Name (Company)	Date	Time
Relinquished by: Jesus Avalos	Jesus Avalos (IPC)	11/20/21	10:55
Received by: Richard Martinez	Richard Martinez (FA)	11/20/21	10:55
Relinquished by			
Received by			
Relinquished by			
Received in lab by: Richard Martinez	Richard Martinez (FA)	11/20/21	1620

Sample Received Checklist

Temperature upon receipt: 4°C

# of bottles agrees with COC?	(Yes)	No
Samples intact?	(Yes)	No
Samples properly preserved?	(Yes)	No
Samples in holding time?	(Yes)	No

Compliance Monitor

Initial Flow _____

Final Flow _____

Sample Type	Preservations
Grab	**HC** - HCl
Comp	**HS** - H_2SO_4
Matrix	**HN** - HNO_3
AQ - Water	**HP** - H_3PO_4
SO -Soil / Sludge	**OH** - NaOH
OT - Other	**ST** - Sodium Thiosulfate
Bottle Type	**AA** - Ascorbic Acid
P - Plastic	**AI** - $AlCl_3$
G - Amber Glass	**Cu** -$CuSO_4$
VOA - 40 ml Vial	
Coli - bacteria	

Note: Samples are discarded 30 days after results are reported, unless other arrangements are made.

Rev 2 Effective 5/1/17

Pat-Chem Laboratories
1824 1st Street
San Fernando, CA 91340

CHAIN OF CUSTODY RECORD

Phone (818) 639-5300
Fax (818) 639-5306

Environmental Sample

Sample I.D.#: 21K0528

Customer: IPC - Integrated Performance Consultants, Inc.		Project: (MCC) Daily EFF	
Address: 9297 Research Drive		Sampled by: ERIC MORRIS	P.O. #:
Irvine CA 92618		Report Attention: Ric Vardel / Golan Kfir	Phone #: 949-382-9067

Sample Description	Date Sampled	Time Sampled	# of bottles	Required Tests	Sample Type	Matrix	Bottle Type	Preserve	Field Data (pH / Temperature) pH: Field Lab
EFF	11/21/21	930	1	pH, T.Res.Chlorine	Grab	AQ	500ml Plastic	4°C	7.0 25.2
			1	Total Coliform, Fecal Coliform	Grab	AQ	Coli Bottle	4°C, ST	
Geotracker EDD: Logcode: IPCI Global ID: WDR100000359									

Signature	Print Name (Company)	Date	Time
Relinquished by:	ERIC MORRIS/IPC	11/21/21	945
Received by:	Juan V. (PCL)	11/21/21	10:40
Relinquished by:			
Received by:			
Relinquished by:			
Received in lab by:	Juan Vasquez (PCL)	11/21/21	1323

Note: Samples are discarded 30 days after results are reported, unless other arrangements are made.

Sample Received Checklist

Temperature upon receipt: 4°C

# of bottles agrees with COC? Yes No

Samples intact? Yes No

Samples properly preserved? Yes No

Samples in holding time? Yes No

Compliance Monitor

Initial Flow _____

Final Flow _____

Sample Type
Grab
Comp

Matrix
AQ - Water
SO -Soil / Sludge
OT - Other

Bottle Type
P - Plastic
G - Amber Glass
VOA - 40 ml Vial
Coli - bacteria

Preservations
HC - HCl
HS - H_2SO_4
HN - HNO_3
HP - H_3PO_4
OH - NaOH
ST - Sodium Thiosulfate
AA - Ascorbic Acid
AI - $AlCl_3$
Cu - $CuSO_4$

Pat-Chem Laboratories
1824 1st Street
San Fernando, CA 91340

CHAIN OF CUSTODY RECORD

Phone (818) 639-5300
Fax (818) 639-5306

Environmental Sample

Sample I.D.#: 21K0542

Customer: IPC - Integrated Performance Consultants, Inc.		Project: (MCC) Daily EFF	
Address: 9297 Research Drive		Sampled by: Daniel Huey	P.O. #:
Irvine	CA 92618	Report Attention: Ric Vardel / Golan Kfir	Phone #: 949-382-9067

Sample Description	Date Sampled	Time Sampled	# of bottles	Required Tests	Sample Type	Matrix	Bottle Type	Preserve	Field Data (pH / Temperature) pH: Field Lab
EFF	11/22/21	1120	1	pH, T.Res.Chlorine	Grab	AQ	500ml Plastic	4°C	7-4 | 23-0
"	"	"	1	Total Coliform, Fecal Coliform	Grab	AQ	Coli Bottle	4°C, ST	
Geotracker EDD:									
Logcode: IPC1									
Global ID: WDR100000359									

RECEIVED
NOV 22 2021
By

Signature	Print Name (Company)	Date	Time
Relinquished by	Daniel (IPC)	11/22/21	1125
Received by	Cindy Mathieu	11/22/21	1125
Relinquished by	Cindy Mathieu	11/22/21	1330
Received by			
Relinquished by			
Received in lab by		NOV 22 2021	1330

Sample Received Checklist

Temperature upon receipt: 4 °C

# of bottles agrees with COC?	Yes No
Samples intact?	Yes No
Samples properly preserved?	Yes No
Samples in holding time?	Yes No

Compliance Monitor

Initial Flow _____

Final Flow _____

Sample Type
Grab
Comp

Matrix
AQ - Water
SO - Soil / Sludge
OT - Other

Bottle Type
P - Plastic
G - Amber Glass
VOA - 40 ml Vial
Coli - bacteria

Preservations
HC - HCl
HS - H_2SO_4
HN - HNO_3
HP - H_3PO_4
OH - NaOH
ST - Sodium Thiosulfate
AA - Ascorbic Acid
AI - $AlCl_3$
Cu - $CuSO_4$

Note: Samples are discarded 30 days after results are reported, unless other arrangements are made.

PAT-CHEM LABORATORIES
QUALITY ANALYTICAL SERVICES SINCE 1987
1824 1st Street
San Fernando, CA 91340
(818) 639-5300 ph
(818) 639-5306 fx
pat-chem.com

Customer: **Integrated Performance Consultants, Inc.**
9297 Research Drive
Irvine CA, 92618

Attention: Ric Vardel
Report Date: 23-Nov-21 17:53
Subject: (MCC) Weekly EFF

Project/P.O.#: (MCC) Weekly EFF

Parameter	Method	QC Batch	RL	Prepared	Analyzed	Result	Notes
EFF (Sample I.D.# : 21K0463-01) Collected: 17-Nov-21 By MA of IPC							
Physical Properties							
Total Suspended Solids	SM2540D	AK11838	1	18-Nov-21	19-Nov-21	**<1 mg/l**	
Inorganic Constituents							
Ammonia as N	EPA 350.1	AK12229	0.10	22-Nov-21	22-Nov-21	**0.11 mg/l**	
Nitrate as N	EPA 353.2	AK11834	0.05	18-Nov-21	18-Nov-21	**1.47 mg/l**	
Nitrite as N	EPA 353.2	AK11834	0.05	18-Nov-21	18-Nov-21	**<0.05 mg/l**	
Total Kjeldahl Nitrogen	EPA 351.2	AK12032	0.10	20-Nov-21	22-Nov-21	**1.89 mg/l**	
EFF (Sample I.D.# : 21K0463-02) Collected: 16-Nov-21 By MA of IPC							
Aggregate Organic Constituents							
Biochemical Oxygen Demand	SM 5210B	AK11739	2	17-Nov-21	22-Nov-21	**<2 mg/l**	

Notes and Definitions

RL Reporting Limit - The lowest amount of a constituent that can be reliably quantified and reported.

Respectfully Submitted,



Steve Jefferson 11/23/2021
Laboratory Director

PAT-CHEM LABORATORIES
QUALITY ANALYTICAL SERVICES SINCE 1987
1824 1st Street
San Fernando, CA 91340
(818) 639-5300 ph
(818) 639-5306 fx
pat-chem.com

Customer: **Integrated Performance Consultants, Inc.**
9297 Research Drive
Irvine CA, 92618

Attention: Ric Vardel
Report Date: 23-Nov-21 17:58
Subject: (MCC) Weekly INF

Project/P.O.#: (MCC) Weekly INF

Parameter	Method	QC Batch	RL	Prepared	Analyzed	Result	Notes
INF (Sample I.D.# : 21K0453-01) Collected: 17-Nov-21 By CA of IPC							
Physical Properties							
Total Suspended Solids	SM2540D	AK11838	1	18-Nov-21	19-Nov-21	**170 mg/l**	
Aggregate Organic Constituents							
Biochemical Oxygen Demand	SM 5210B	AK11739	2	17-Nov-21	22-Nov-21	**563 mg/l**	

Notes and Definitions

RL Reporting Limit - The lowest amount of a constituent that can be reliably quantified and reported.

Respectfully Submitted,

Steve Jefferson 11/23/2021
Laboratory Director

Pat-Chem Laboratories
1824 1st Street
San Fernando, CA 91340

CHAIN OF CUSTODY RECORD

Phone (818) 639-5300
Fax (818) 639-5306

Environmental Sample

Sample I.D.#: 21K0453

Customer: IPC - Integrated Performance Consultants, Inc.		**Project :** (MCC) Weekly INF	
Address: 9297 Research Drive		**Sampled by:**	**P.O. #:**
Irvine CA 92618		**Report Attention:** Ric Vardel / Golan Kfir	**Phone #:** 949-382-9067

Sample Description	Date Sampled	Time Sampled	# of bottles	Required Tests	Sample Type	Matrix	Bottle Type	Preserve	Field Data (pH / Temperature) pH: Field Lab
INF	11/17	0000	1	TSS	Comp	AQ	1-Liter Plastic	4°C	
"	"	"	1	BOD	Comp	AQ	1-Liter Plastic	4°C	

RECEIVED
NOV 17 2021
By

Geotracker EDD:
Logcode: IPCI
Global ID: WDR100000359

	Signature	Print Name (Company)	Date	Time
Relinquished by		Carlos Alvarez (IPC)	11/17/21	1140
Received by		Richard M. PCL	11/17/21	1400
Relinquished by		Richard M. PCL	11/17/21	1535
Received by				
Relinquished by				
Received in lab by			NOV 17 2021	1535

Sample Received Checklist

Temperature upon receipt: 4°C

# of bottles agrees with COC?	Yes	No
Samples intact?	Yes	No
Samples properly preserved?	Yes	No
Samples in holding time?	Yes	No

Compliance Monitor

Initial Flow _____

Final Flow _____

Sample Type
Grab
Comp

Matrix
AQ - Water
SO -Soil / Sludge
OT - Other

Bottle Type
P - Plastic
G - Amber Glass
VOA - 40 ml Vial
Coli - bacteria

Preservations
HC - HCl
HS - H_2SO_4
HN - HNO_3
HP - H_3PO_4
OH - NaOH
ST - Sodium Thiosulfate
AA - Ascorbic Acid
Al - $AlCl_3$
Cu - $CuSO_4$

Note: Samples are discarded 30 days after results are reported, unless other arrangements are made.

Rev 2 Effective 5/1/17

PAT-CHEM LABORATORIES
QUALITY ANALYTICAL SERVICES SINCE 1987
1824 1st Street
San Fernando, CA 91340
(818) 639-5300 ph
(818) 639-5306 fx
pat-chem.com

Customer: **Integrated Performance Consultants, Inc.**
9297 Research Drive
Irvine CA, 92618

Attention: Ric Vardel
Report Date: 30-Nov-21 17:41
Subject: (MCC) Daily EFF

Project/P.O.#: (MCC) Daily EFF

Parameter	Method	QC Batch	RL	Prepared	Analyzed	Result	Notes
EFF (Sample I.D.# : 21K0562-01) Collected: 23-Nov-21 By EM of IPC							
Microbiological							
Fecal Coliforms	SM 9221E	AK12330	1.8	23-Nov-21	25-Nov-21	**<1.8 MPN/100 ml**	
Total Coliforms	SM 9221B	AK12330	1.8	23-Nov-21	25-Nov-21	**<1.8 MPN/100 ml**	
Inorganic Constituents							
pH	SM 4500H-B	AK12942	0.1	23-Nov-21	23-Nov-21	**7.2 pH Units**	
Residual Chlorine	SM 4500Cl-G	AK12414	0.05	24-Nov-21	24-Nov-21	**0.07 mg/l**	
EFF (Sample I.D.# : 21K0602-01) Collected: 24-Nov-21 By CA of IPC							
Microbiological							
Fecal Coliforms	SM 9221E	AK12510	1.8	24-Nov-21	27-Nov-21	**<1.8 MPN/100 ml**	
Total Coliforms	SM 9221B	AK12510	1.8	24-Nov-21	27-Nov-21	**<1.8 MPN/100 ml**	
Inorganic Constituents							
pH	SM 4500H-B	AK12942	0.1	24-Nov-21	24-Nov-21	**7.5 pH Units**	
Residual Chlorine	SM 4500Cl-G	AK12414	0.05	24-Nov-21	24-Nov-21	**0.08 mg/l**	
EFF (Sample I.D.# : 21K0620-01) Collected: 25-Nov-21 By CA of IPC							
Microbiological							
Fecal Coliforms	SM 9221E	AK12514	1.8	25-Nov-21	27-Nov-21	**<1.8 MPN/100 ml**	
Total Coliforms	SM 9221B	AK12514	1.8	25-Nov-21	27-Nov-21	**<1.8 MPN/100 ml**	
Inorganic Constituents							
pH	SM 4500H-B	AK12942	0.1	25-Nov-21	25-Nov-21	**7.3 pH Units**	
Residual Chlorine	SM 4500Cl-G	AK12948	0.05	29-Nov-21	29-Nov-21	**0.06 mg/l**	
EFF (Sample I.D.# : 21K0625-01) Collected: 26-Nov-21 By LW of IPC							
Microbiological							
Fecal Coliforms	SM 9221E	AK12631	1.8	26-Nov-21	28-Nov-21	**<1.8 MPN/100 ml**	
Total Coliforms	SM 9221B	AK12631	1.8	26-Nov-21	28-Nov-21	**<1.8 MPN/100 ml**	
Inorganic Constituents							
pH	SM 4500H-B	AK12942	0.1	26-Nov-21	26-Nov-21	**7.4 pH Units**	
Residual Chlorine	SM 4500Cl-G	AK12948	0.05	29-Nov-21	29-Nov-21	**0.10 mg/l**	

Respectfully Submitted,



Steve Jefferson 11/30/2021
Laboratory Director

PAT-CHEM
LABORATORIES

QUALITY ANALYTICAL SERVICES SINCE 1987

1824 1st Street
San Fernando, CA 91340
(818) 639-5300 ph
(818) 639-5306 fx
pat-chem.com

Customer: **Integrated Performance Consultants, Inc.**
9297 Research Drive
Irvine CA, 92618

Attention: Ric Vardel
Report Date: 30-Nov-21 17:41
Subject: (MCC) Daily EFF

Project/P.O.#: (MCC) Daily EFF

Parameter	Method	QC Batch	RL	Prepared	Analyzed	Result	Notes
EFF (Sample I.D.# : 21K0630-01) Collected: 27-Nov-21 By LW of IPC							
Microbiological							
Fecal Coliforms	SM 9221E	AK12738	1.8	27-Nov-21	29-Nov-21	**<1.8 MPN/100 ml**	
Total Coliforms	SM 9221B	AK12738	1.8	27-Nov-21	29-Nov-21	**<1.8 MPN/100 ml**	
Inorganic Constituents							
pH	SM 4500H-B	AK12942	0.1	27-Nov-21	27-Nov-21	**7.3 pH Units**	
Residual Chlorine	SM 4500Cl-G	AK12948	0.05	29-Nov-21	29-Nov-21	**0.09 mg/l**	
EFF (Sample I.D.# : 21K0632-01) Collected: 28-Nov-21 By JV of PCL							
Microbiological							
Fecal Coliforms	SM 9221E	AK12843	1.8	28-Nov-21	30-Nov-21	**<1.8 MPN/100 ml**	
Total Coliforms	SM 9221B	AK12843	1.8	28-Nov-21	30-Nov-21	**<1.8 MPN/100 ml**	
Inorganic Constituents							
pH	SM 4500H-B	AK12942	0.1	28-Nov-21	28-Nov-21	**7.0 pH Units**	
Residual Chlorine	SM 4500Cl-G	AK12948	0.05	29-Nov-21	29-Nov-21	**0.13 mg/l**	

Notes and Definitions

RL Reporting Limit - The lowest amount of a constituent that can be reliably quantified and reported.

Respectfully Submitted,

Steve Jefferson 11/30/2021
Laboratory Director

Pat-Chem Laboratories
1824 1st Street
San Fernando, CA 91340

CHAIN OF CUSTODY RECORD

Phone (818) 639-5300
Fax (818) 639-5306

Environmental Sample

Sample I.D.#: 21K0562

Customer: IPC - Integrated Performance Consultants, Inc.		**Project :** (MCC) Daily EFF	
Address: 9297 Research Drive		**Sampled by:** ERIC MORRIS	**P.O. #:**
Irvine CA 92618		**Report Attention:** Ric Vardel / Golan Kfir	**Phone #:** 949-382-9067

Sample Description	Date Sampled	Time Sampled	# of bottles	Required Tests	Sample Type	Matrix	Bottle Type	Preserve	Field Data (pH / Temperature) pH: Field Lab
EFF	11/23/21	1052	1	pH, T.Res.Chlorine	Grab	AQ	500ml Plastic	4°C	7.2 | 17.6
			1	Total Coliform, Fecal Coliform	Grab	AQ	Coli Bottle	4°C, ST	

RECEIVED
NOV 23 2021
By

Geotracker EDD:
Logcode: IPCI
Global ID: WDR100000359

	Signature	Print Name (Company)	Date	Time
Relinquished by		E. MORRIS IPC	11/23/21	1143
Received by		Cindy Mannor	11/23/21	13:10
Relinquished by		Cindy Mannor	11/23/21	1430
Received by				
Relinquished by				
Received in lab by			NOV 23 2021	1430

Sample Received Checklist

Temperature upon receipt: 4°C
# of bottles agrees with COC? Yes No
Samples intact? Yes No
Samples properly preserved? Yes No
Samples in holding time? Yes No

Compliance Monitor

Initial Flow _____
Final Flow _____

Sample Type
Grab
Comp

Matrix
AQ - Water
SO -Soil / Sludge
OT - Other

Bottle Type
P - Plastic
G - Amber Glass
VOA - 40 ml Vial
Coli - bacteria

Preservations
HC - HCl
HS - H_2SO_4
HN - HNO_3
HP - H_3PO_4
OH - NaOH
ST - Sodium Thiosulfate
AA - Ascorbic Acid
Al - $AlCl_3$
Cu -$CuSO_4$

Note: Samples are discarded 30 days after results are reported, unless other arrangements are made.

Rev 2 Effective 5/1/17

Pat-Chem Laboratories
1824 1st Street
San Fernando, CA 91340

CHAIN OF CUSTODY RECORD

Phone (818) 639-5300
Fax (818) 639-5306

Environmental Sample

Sample I.D.#: 21K0602

Customer:	IPC - Integrated Performance Consultants, Inc.	Project:	(MCC) Daily EFF
Address:	9297 Research Drive	Sampled by:	CD
	Irvine CA 92618	Report Attention:	Ric Vardel / Golan Kfir
		P.O. #:	
		Phone #:	949-382-9067

Sample Description	Date Sampled	Time Sampled	# of bottles	Required Tests	Sample Type	Matrix	Bottle Type	Preserve	Field Data (pH / Temperature) pH: Field Lab
EFF	11/24/21	1140	1	pH, T.Res.Chlorine	Grab	AQ	500ml Plastic	4°C	7.5 / 20.9
1	1	1	1	Total Coliform, Fecal Coliform	Grab	AQ	Coli Bottle	4°C, ST	

RECEIVED
NOV 24 2021
By

Geotracker EDD:
Logcode: IPCI
Global ID: WDR100000359

	Signature	Print Name (Company)	Date	Time
Relinquished by		Carlos Alvarez (IPC)	11/24/21	1150
Received by		Cindy Marks	11/24/21	1225
Relinquished by		Cindy Marks	11/24/21	1410
Received by				
Relinquished by				
Received in lab by			NOV 24 2021	1410

Sample Received Checklist

Temperature upon receipt: 4 °C

# of bottles agrees with COC?	Yes	No
Samples intact?	Yes	No
Samples properly preserved?	Yes	No
Samples in holding time?	Yes	No

Compliance Monitor

Initial Flow _____

Final Flow _____

Sample Type	Preservations
Grab	HC - HCl
Comp	HS - H_2SO_4
Matrix	HN - HNO_3
AQ - Water	HP - H_3PO_4
SO - Soil / Sludge	OH - NaOH
OT - Other	ST - Sodium Thiosulfate
Bottle Type	AA - Ascorbic Acid
P - Plastic	Al - $AlCl_3$
G - Amber Glass	Cu - $CuSO_4$
VOA - 40 ml Vial	
Coli - bacteria	

Note: Samples are discarded 30 days after results are reported, unless other arrangements are made.

Pat-Chem Laboratories
1824 1st Street
San Fernando, CA 91340

CHAIN OF CUSTODY RECORD

Phone (818) 639-5300
Fax (818) 639-5306

Environmental Sample

Sample I.D.#: 21K0620

Customer: IPC - Integrated Performance Consultants, Inc.		Project: (MCC) Daily EFF	
Address: 9297 Research Drive		Sampled by: Daniel Huey	P.O. #:
Irvine CA 92618		Report Attention: Ric Vardel / Golan Kfir	Phone #: 949-382-9067

Sample Description	Date Sampled	Time Sampled	# of bottles	Required Tests	Sample Type	Matrix	Bottle Type	Preserve	Field Data (pH / Temperature) pH: Field Lab
EFF	11/25/21	1000	1	pH, T.Res.Chlorine	Grab	AQ	500ml Plastic	4°C	
"	"	"	1	Total Coliform, Fecal Coliform	Grab	AQ	Coli Bottle	4°C, ST	
Geotracker EDD: Logcode: IPCI Global ID: WDR100000359									

Signature	Print Name (Company)	Date	Time
Relinquished by	Daniel (IPC)	11/25/21	1010
Received by	Richard M. PCL	11/25/21	1010
Relinquished by			
Received by			
Relinquished by			
Received in lab by	Richard M. PCL	11/25/21	1320

Samples are discarded 30 days after results are reported, unless other arrangements are made.

Sample Received Checklist

Temperature upon receipt: 4 °C

# of bottles agrees with COC? (Yes) No

Samples intact? (Yes) No

Samples properly preserved? (Yes) No

Samples in holding time? (Yes) No

Compliance Monitor

Initial Flow _____

Final Flow _____

Sample Type
Grab
Comp

Matrix
AQ - Water
SO -Soil / Sludge
OT - Other

Bottle Type
P - Plastic
G - Amber Glass
VOA - 40 ml Vial
Coli - bacteria

Preservations
HC - HCl
HS - H_2SO_4
HN - HNO_3
HP - H_3PO_4
OH - NaOH
ST - Sodium Thiosulfate
AA - Ascorbic Acid
AI - $AlCl_3$
Cu - $CuSO_4$

Rev 2 Effective 5/1/17

Pat-Chem Laboratories
1824 1st Street
San Fernando, CA 91340

CHAIN OF CUSTODY RECORD

Phone (818) 639-5300
Fax (818) 639-5306

Environmental Sample

Sample I.D.#: 21K0625

Customer: IPC - Integrated Performance Consultants, Inc.		Project: (MCC) Daily EFF	
Address: 9297 Research Drive	Sampled by: LUKE WATSON		P.O. #:
Irvine CA 92618	Report Attention: Ric Vardel / Golan Kfir		Phone #: 949-382-9067

Sample Description	Date Sampled	Time Sampled	# of bottles	Required Tests	Sample Type	Matrix	Bottle Type	Preserve	Field Data (pH / Temperature) pH: Field Lab
EFF	11/26	10:50	1	pH, T.Res.Chlorine	Grab	AQ	500ml Plastic	4°C	7.4/26.1
	" "	" "	1	Total Coliform, Fecal Coliform	Grab	AQ	Coli Bottle	4°C, ST	
Geotracker EDD:									
Logcode: IPCI									
Global ID: WDR100000359									

Signature	Print Name (Company)	Date	Time
Relinquished by [signature]	LUKE WATSON (IPC)	11/26	10:51
Received by [signature]	Cindy [signature]	11/26	1050
Relinquished by [signature]	Cindy [signature]	11/26/21	11:45
Received by			
Relinquished by			
Received in lab by [signature]	MARJO SANTIESTEBAN (PCL)	11/24/21	11 45

Sample Received Checklist

Temperature upon receipt: 4°C

# of bottles agrees with COC? Yes No

Samples intact? Yes No

Samples properly preserved? Yes No

Samples in holding time? Yes No

Compliance Monitor

Initial Flow _____

Final Flow _____

Sample Type
Grab
Comp

Matrix
AQ - Water
SO - Soil / Sludge
OT - Other

Bottle Type
P - Plastic
G - Amber Glass
VOA - 40 ml Vial
Coli - bacteria

Preservations
HC - HCl
HS - H_2SO_4
HN - HNO_3
HP - H_3PO_4
OH - NaOH
ST - Sodium Thiosulfate
AA - Ascorbic Acid
Al - $AlCl_3$
Cu - $CuSO_4$

Note: Samples are discarded 30 days after results are reported, unless other arrangements are made.

Rev 2 Effective 5/1/17

Pat-Chem Laboratories
1824 1st Street
San Fernando, CA 91340

CHAIN OF CUSTODY RECORD

Phone (818) 639-5300
Fax (818) 639-5306

Environmental Sample

Sample I.D.#: 21K0632

Customer: IPC - Integrated Performance Consultants, Inc.		Project: (MCC) Daily EFF	
Address: 9297 Research Drive		Sampled by: Eric Morris	P.O. #:
Irvine	CA 92618	Report Attention: Ric Vardel / Golan Kfir	Phone #: 949-382-9067

Sample Description	Date Sampled	Time Sampled	# of bottles	Required Tests	Sample Type	Matrix	Bottle Type	Preserve	Field Data (pH / Temperature) pH: ~~Field~~ Lab
EFF	11/28/21	941	1	pH, T.Res.Chlorine	Grab	AQ	500ml Plastic	4°C	7.0/23.2
			1	Total Coliform, Fecal Coliform	Grab	AQ	Coli Bottle	4°C, ST	

RECEIVED
NOV 28 2021
By

Geotracker EDD:
Logcode: IPCI
Global ID: WDR100000359

	Signature	Print Name (Company)	Date	Time
Relinquished by		E. MORRIS IPC	11/28/21	9:42
Received by		Juan. PCL	11/28/21	9:42
Relinquished by		Juan. (PCL	11/28/21	10:30
Received by				
Relinquished by				
Received in lab by			NOV 28 2021	~~10:30~~ 9:42

Sample Received Checklist

Temperature upon receipt: 4.6 °C

# of bottles agrees with COC?	(Yes) No
Samples intact?	(Yes) No
Samples properly preserved?	(Yes) No
Samples in holding time?	(Yes) No

Compliance Monitor

Initial Flow _____

Final Flow _____

Sample Type	Matrix	Bottle Type
(Grab) Comp	(AQ) - Water	(P) - Plastic
	SO -Soil / Sludge	G - Amber Glass
	OT - Other	VOA - 40 ml Vial
		(Coli) - bacteria

Preservations
HC - HCl
HS - H_2SO_4
HN - HNO_3
HP - H_3PO_4
OH - NaOH
(ST) - Sodium Thiosulfate
AA - Ascorbic Acid
AI - $AlCl_3$
Cu - $CuSO_4$

Note: Samples are discarded 30 days after results are reported, unless other arrangements are made.

Rev 2 Effective 5/1/17

PAT-CHEM LABORATORIES
QUALITY ANALYTICAL SERVICES SINCE 1987
1824 1st Street
San Fernando, CA 91340
(818) 639-5300 ph
(818) 639-5306 fx
pat-chem.com

Customer: **Integrated Performance Consultants, Inc.**
9297 Research Drive
Irvine CA, 92618

Attention: Ric Vardel
Report Date: 30-Nov-21 17:33
Subject: (MCC) Weekly INF

Project/P.O.#: (MCC) Weekly INF

Parameter	Method	QC Batch	RL	Prepared	Analyzed	Result	Notes
INF (Sample I.D.# : 21K0603-01) Collected: 23-Nov-21 By CA of IPC							
Physical Properties							
Total Suspended Solids	SM2540D	AK12415	1	24-Nov-21	25-Nov-21	**218 mg/l**	
Aggregate Organic Constituents							
Biochemical Oxygen Demand	SM 5210B	AK12413	2	24-Nov-21	29-Nov-21	**263 mg/l**	

Notes and Definitions

RL Reporting Limit - The lowest amount of a constituent that can be reliably quantified and reported.

Respectfully Submitted,



Steve Jefferson 11/30/2021
Laboratory Director

Pat-Chem Laboratories
1824 1st Street
San Fernando, CA 91340

CHAIN OF CUSTODY RECORD

Phone (818) 639-5300
Fax (818) 639-5306

Environmental Sample 1

Sample I.D.#: 21K0603

Customer: IPC - Integrated Performance Consultants, Inc.		**Project:** (MCC) Weekly INF	
Address: 9297 Research Drive		**Sampled by:** Carlos Alvarez	**P.O. #:**
Irvine CA 92618		**Report Attention:** Ric Vardel / Golan Kfir	**Phone #:** 949-382-9067

Sample Description	Date Sampled	Time Sampled	# of bottles	Required Tests	Sample Type	Matrix	Bottle Type	Preserve	Field Data (pH / Temperature) pH: Field Lab
INF	11/23/21	0000	1	TSS	Comp	AQ	1-Liter Plastic	4°C	7.0/19.0
1	1	1	1	BOD	Comp	AQ	1-Liter Plastic	4°C	

RECEIVED
NOV 24 2021
By

Geotracker EDD:
Logcode: IPCI
Global ID: WDR100000359

	Signature	Print Name (Company)	Date	Time
Relinquished by		Carlos Alvarez (IPC)	11/24/21	1150
Received by		Cindy Mares	11/24/21	1225
Relinquished by		Cindy Mares	11/24/21	1410
Received by				
Relinquished by				
Received in lab by		NOV 24 2021		1410

Sample Received Checklist

Temperature upon receipt: 4 °C

# of bottles agrees with COC?	Yes	No
Samples intact?	Yes	No
Samples properly preserved?	Yes	No
Samples in holding time?	Yes	No

Compliance Monitor

Initial Flow _____

Final Flow _____

Sample Type
C Grab
C Comp

Matrix
AQ - Water
SO -Soil / Sludge
OT - Other

Bottle Type
P - Plastic
G - Amber Glass
VOA - 40 ml Vial
Coli - bacteria

Preservations
HC - HCl
HS - H_2SO_4
HN - HNO_3
HP - H_3PO_4
OH - NaOH
ST - Sodium Thiosulfate
AA - Ascorbic Acid
AI - $AlCl_3$
Cu - $CuSO_4$

Note: Samples are discarded 30 days after results are reported, unless other arrangements are made.

Rev 2 Effective 5/1/17

PAT-CHEM
LABORATORIES

QUALITY ANALYTICAL SERVICES SINCE 1987

1824 1st Street
San Fernando, CA 91340
(818) 639-5300 ph
(818) 639-5306 fx
pat-chem.com

Customer: **Integrated Performance Consultants, Inc.**
9297 Research Drive
Irvine CA, 92618

Attention: Ric Vardel
Report Date: 09-Dec-21 09:35
Subject: (MCC) Weekly EFF

Project/P.O.#: (MCC) Weekly EFF

Parameter	Method	QC Batch	RL	Prepared	Analyzed	Result	Notes
EFF - Grab (Sample I.D.# : 21K0604-01) Collected: 24-Nov-21 By CA of IPC							
Physical Properties							
Total Suspended Solids	SM2540D	AK12634	1	26-Nov-21	27-Nov-21	**<1 mg/l**	
Inorganic Constituents							
Ammonia as N	EPA 350.1	AK12941	0.10	29-Nov-21	29-Nov-21	**<0.10 mg/l**	
Nitrate as N	EPA 353.2	AK12940	0.25	29-Nov-21	29-Nov-21	**1.42 mg/l**	
Nitrite as N	EPA 353.2	AK12940	0.05	29-Nov-21	29-Nov-21	**<0.05 mg/l**	
Total Kjeldahl Nitrogen	EPA 351.2	AK12936	0.50	29-Nov-21	30-Nov-21	**11.5 mg/l**	
EFF - Composite (Sample I.D.# : 21K0604-02) Collected: 23-Nov-21 By CA of IPC							
Aggregate Organic Constituents							
Biochemical Oxygen Demand	SM 5210B	AK12413	2	24-Nov-21	29-Nov-21	**2 mg/l**	

Notes and Definitions

RL Reporting Limit - The lowest amount of a constituent that can be reliably quantified and reported.

Respectfully Submitted,

Stephen Sakai 12/9/2021
Lab Manager

Pat-Chem Laboratories
1824 1st Street
San Fernando, CA 91340

CHAIN OF CUSTODY RECORD

Phone (818) 639-5300
Fax (818) 639-5306

Environmental Sample

Sample I.D.#: 21K0604

Customer: IPC - Integrated Performance Consultants, Inc.
9297 Research Drive

Project : (MCC) Weekly EFF

Address: Irvine CA 92618

Sampled by: Ric Vardel / Golan Kfir

Report Attention: Carlos Alvarez

P.O. #: 949-382-9067

Phone #:

EFF Sample Description	Date Sampled	Time Sampled	# of bottles	Required Tests	Sample Type	Matrix	Bottle Type	Preserve	Field Data (pH / Temperature) pH Field Lab
	11/24/21	1140	1	Ammonia, TKN	Grab	AQ	1-Liter-Plastic	500ml 4°C	
	1	1	1	Nitrate, Nitrite	Grab	AQ	Plastic	250ml 4°C	
	11/23/21	0000	1	BOD	Comp	AQ	1-Liter-Plastic	4°C	
									7.4/22.1-C

RECEIVED
NOV 24 2021
By

Geotracker EDD:
Logcode: IPCI
Global ID: WDR100000359

	Signature	Print Name (Company)	Date	Time
Relinquished by		Carlos Alvarez (IPC)	11/24/21	1150
Received by		Cindy Marin	11/24/21	1225
Relinquished by		Cindy Marin	11/24/21	1410
Received by				
Relinquished by				
Received in lab by			NOV 24 2021	1410

Sample Received Checklist

Temperature upon receipt: 4 °C

# of bottles agrees with COC?	Yes	No
Samples intact?	Yes	No
Samples properly preserved?	Yes	No
Samples in holding time?	Yes	No

Compliance Monitor

Initial Flow _____

Final Flow _____

Sample Type
Grab
Comp

Matrix
AQ - Water
SO -Soil / Sludge
OT - Other

Bottle Type
P - Plastic
G - Amber Glass
VOA - 40 ml Vial
Coli - bacteria

Preservations
HC - HCl
HS - H_2SO_4
HN - HNO_3
HP - H_3PO_4
OH - NaOH
ST - Sodium Thiosulfate
AA - Ascorbic Acid
AI - $AlCl_3$
Cu -$CuSO_4$

Note: Samples are discarded 30 days after results are reported, unless other arrangements are made.

PAT-CHEM LABORATORIES
QUALITY ANALYTICAL SERVICES SINCE 1987
1824 1st Street
San Fernando, CA 91340
(818) 639-5300 ph
(818) 639-5306 fx
pat-chem.com

Customer: **Integrated Performance Consultants, Inc.**
9297 Research Drive
Irvine CA, 92618

Attention: Ric Vardel
Report Date: 15-Dec-21 09:45
Subject: (MCC) Daily EFF

Project/P.O.#: (MCC) Daily EFF

Parameter	Method	QC Batch	RL	Prepared	Analyzed	Result	Notes
EFF (Sample I.D.# : 21K0646-01) Collected: 29-Nov-21 By LW of IPC							
Microbiological							
Fecal Coliforms	SM 9221E	AK12938	1.8	29-Nov-21	03-Dec-21	**<1.8 MPN/100 ml**	
Total Coliforms	SM 9221B	AK12938	1.8	29-Nov-21	03-Dec-21	**<1.8 MPN/100 ml**	
Inorganic Constituents							
pH	SM 4500H-B	AL10651	0.1	29-Nov-21	29-Nov-21	**7.5 pH Units**	
Residual Chlorine	SM 4500Cl-G	AK13056	0.05	30-Nov-21	30-Nov-21	**<0.05 mg/l**	
EFF (Sample I.D.# : 21K0672-01) Collected: 30-Nov-21 By EM of IPC							
Microbiological							
Fecal Coliforms	SM 9221E	AK13055	1.8	30-Nov-21	03-Dec-21	**<1.8 MPN/100 ml**	
Total Coliforms	SM 9221B	AK13055	1.8	30-Nov-21	03-Dec-21	**<1.8 MPN/100 ml**	
Inorganic Constituents							
pH	SM 4500H-B	AL10651	0.1	30-Nov-21	30-Nov-21	**7.4 pH Units**	
Residual Chlorine	SM 4500Cl-G	AL10135	0.05	01-Dec-21	01-Dec-21	**0.06 mg/l**	
EFF (Sample I.D.# : 21L0065-01) Collected: 02-Dec-21 By LW of IPC							
Microbiological							
Fecal Coliforms	SM 9221E	AL10235	1.8	02-Dec-21	06-Dec-21	**<1.8 MPN/100 ml**	
Total Coliforms	SM 9221B	AL10235	1.8	02-Dec-21	06-Dec-21	**2.0 MPN/100 ml**	
Inorganic Constituents							
pH	SM 4500H-B	AL10651	0.1	02-Dec-21	02-Dec-21	**7.7 pH Units**	
Residual Chlorine	SM 4500Cl-G	AL10344	0.05	03-Dec-21	03-Dec-21	**0.07 mg/l**	

Respectfully Submitted,

Stephen Sakai 12/15/2021
Lab Manager

PAT-CHEM
LABORATORIES

QUALITY ANALYTICAL SERVICES SINCE 1987

1824 1st Street
San Fernando, CA 91340
(818) 639-5300 ph
(818) 639-5306 fx
pat-chem.com

Customer: **Integrated Performance Consultants, Inc.**
9297 Research Drive
Irvine CA, 92618

Attention: Ric Vardel
Report Date: 15-Dec-21 09:45
Subject: (MCC) Daily EFF

Project/P.O.#: (MCC) Daily EFF

Notes and Definitions

RL Reporting Limit - The lowest amount of a constituent that can be reliably quantified and reported.

Respectfully Submitted,

Stephen Sakai 12/15/2021
Lab Manager

Pat-Chem Laboratories
1824 1st Street
San Fernando, CA 91340

CHAIN OF CUSTODY RECORD

Phone (818) 639-5300
Fax (818) 639-5306

Environmental Sample

Sample I.D.#: 21K0646

Customer: IPC - Integrated Performance Consultants, Inc.		**Project:** (MCC) Daily EFF	
Address: 9297 Research Drive		**Sampled by:** LUKE WATSON	**P.O. #:**
Irvine CA 92618		**Report Attention:** Ric Vardel / Golan Kfir	**Phone #:** 949-382-9067

Sample Description	Date Sampled	Time Sampled	# of bottles	Required Tests	Sample Type	Matrix	Bottle Type	Preserve	Field Data (pH / Temperature) pH: Field Lab
EFF	11/29	11:15	1	pH, T.Res.Chlorine	Grab	AQ	500ml Plastic	4°C	
	"	"	1	Total Coliform, Fecal Coliform	Grab	AQ	Coli Bottle	4°C, ST	7.52/20.9°C
Geotracker EDD:									
Logcode: IPCI									
Global ID: WDR100000359									

RECEIVED
NOV 29 2021
By

Signature	Print Name (Company)	Date	Time
Relinquished by	LUKE WATSON (IPC)	11/29	11:10
Received by	MARIO SANTIESTEBAN (PCL)	11/29/21	1200
Relinquished by	MARIO SANTIESTEBAN (PCL)	11/29/21	1735
Received by			
Relinquished by			
Received in lab by	NOV 29 2021		1735

Sample Received Checklist

Temperature upon receipt: 4°C
# of bottles agrees with COC? (Yes) No
Samples intact? (Yes) No
Samples properly preserved? (Yes) No
Samples in holding time? (Yes) No

Compliance Monitor

Initial Flow _____
Final Flow _____

Sample Type
(Grab)
Comp

Matrix
(AQ) - Water
SO - Soil / Sludge
OT - Other

Bottle Type
(P) - Plastic
G - Amber Glass
VOA - 40 ml Vial
(Coli) - bacteria

Preservations
HC - HCl
HS - H_2SO_4
HN - HNO_3
HP - H_3PO_4
OH - NaOH
(ST) - Sodium Thiosulfate
AA - Ascorbic Acid
AI - $AlCl_3$
Cu - $CuSO_4$

Note: Samples are discarded 30 days after results are reported, unless other arrangements are made.

Rev 2 Effective 5/1/17

Pat-Chem Laboratories
1824 1st Street
San Fernando, CA 91340

CHAIN OF CUSTODY RECORD

Phone (818) 639-5300
Fax (818) 639-5306

Environmental Sample

Sample I.D.#: 21K0672

Customer:	IPC - Integrated Performance Consultants, Inc.	Project:	(MCC) Daily EFF
Address:	9297 Research Drive	Sampled by:	ERIC MORRIS
	Irvine CA 92618	Report Attention:	Ric Vardel / Golan Kfir
		P.O. #:	
		Phone #:	949-382-9067

Sample Description	Date Sampled	Time Sampled	# of bottles	Required Tests	Sample Type	Matrix	Bottle Type	Preserve	Field Data (pH / Temperature) pH: Field Lab
EFF	11/30/21	1055	1	pH, T.Res.Chlorine	Grab	AQ	500ml Plastic	4°C	7.45/16.5°C
	"	"	1	Total Coliform, Fecal Coliform	Grab	AQ	Coli Bottle	4°C, ST	

RECEIVED
NOV 30 2021
By

Geotracker EDD:
Logcode: IPCI
Global ID: WDR100000359

	Signature	Print Name (Company)	Date	Time
Relinquished by		ERIC MORRIS	11/30/21	1320
Received by		MARIO SANTIESTEBAN PCL	11/30/21	1320
Relinquished by		MARIO SANTIESTEBAN (PCL)	11/30/21	1520
Received by				
Relinquished by				
Received in lab by		NOV 30 2021		1520

Sample Received Checklist

Temperature upon receipt: 4°C

# of bottles agrees with COC?	(Yes)	No
Samples intact?	(Yes)	No
Samples properly preserved?	(Yes)	No
Samples in holding time?	(Yes)	No

Compliance Monitor

Initial Flow _____

Final Flow _____

Sample Type	Preservations
(Grab)	HC - HCl
Comp	HS - H_2SO_4
Matrix	HN - HNO_3
AQ - Water	HP - H_3PO_4
SO - Soil / Sludge	OH - NaOH
OT - Other	(ST) - Sodium Thiosulfate
Bottle Type	AA - Ascorbic Acid
P - Plastic	Al - $AlCl_3$
G - Amber Glass	Cu - $CuSO_4$
VOA - 40 ml Vial	
(Coli) - bacteria	

Note: Samples are discarded 30 days after results are reported, unless other arrangements are made.

Pat-Chem Laboratories
1824 1st Street
San Fernando, CA 91340

CHAIN OF CUSTODY RECORD

Phone (818) 639-5300
Fax (818) 639-5306

Environmental Sample

Sample I.D.#: 21L0065

Customer: IPC - Integrated Performance Consultants, Inc.		Project: (MCC) Daily EFF	
Address: 9297 Research Drive		Sampled by: LUKE WATSON	P.O. #:
Irvine CA 92618		Report Attention: Ric Vardel / Golan Kfir	Phone #: 949-382-9067

Sample Description	Date Sampled	Time Sampled	# of bottles	Required Tests	Sample Type	Matrix	Bottle Type	Preserve	Field Data (pH / Temperature) pH: Field Lab
EFF	12-2-21	10:30	1	pH, T.Res.Chlorine	Grab	AQ	500ml Plastic	4°C	
	"	"	1	Total Coliform, Fecal Coliform	Grab	AQ	Coli Bottle	4°C, ST	
Geotracker EDD:									
Logcode: IPCI									
Global ID: WDR100000359									

RECEIVED
DEC 02 2021
By

Signature	Print Name (Company)	Date	Time
Relinquished by	LUKE WATSON (IPC)	12-2-21	11:35
Received by	Jonathan V. (PCL)	12.2.21	12:08
Relinquished by	Jonathan V. (PCL)	12/2	1330
Received by			
Relinquished by			
Received in Lab by	DEC 02 2021		1330

Sample Received Checklist

Temperature upon receipt: 4°C

# of bottles agrees with COC?	Yes No
Samples intact?	Yes No
Samples properly preserved?	Yes No
Samples in holding time?	Yes No

Compliance Monitor

Initial Flow _____

Final Flow _____

Sample Type
Grab
Comp

Matrix
AQ - Water
SO -Soil / Sludge
OT - Other

Bottle Type
P - Plastic
G - Amber Glass
VOA - 40 ml Vial
Coli - bacteria

Preservations
HC - HCl
HS - H_2SO_4
HN - HNO_3
HP - H_3PO_4
OH - NaOH
ST - Sodium Thiosulfate
AA - Ascorbic Acid
AI - $AlCl_3$
Cu - $CuSO_4$

Note: Samples are discarded 30 days after results are reported, unless other arrangements are made.

Rev 2 Effective 5/1/17

PAT-CHEM
LABORATORIES

QUALITY ANALYTICAL SERVICES SINCE 1987

1824 1st Street
San Fernando, CA 91340
(818) 639-5300 ph
(818) 639-5306 fx
pat-chem.com

Customer: **Integrated Performance Consultants, Inc.**
9297 Research Drive
Irvine CA, 92618

Attention: Ric Vardel
Report Date: 10-Dec-21 11:08
Subject: (MCC) Monthly EFF

Project/P.O.#: (MCC) Monthly EFF

Parameter	Method	QC Batch	RL	Prepared	Analyzed	Result	Notes
EFF (Sample I.D.# : 21L0045-01) Collected: 01-Dec-21 By MA of IPC							
Physical Properties							
Total Dissolved Solids	SM 2540C	AL10231	5	02-Dec-21	03-Dec-21	**820 mg/l**	
Inorganic Constituents							
Chloride	EPA 300.0	AL10228	20.0	02-Dec-21	02-Dec-21	**170 mg/l**	
Sulfate as SO4	EPA 300.0	AL10228	10.0	02-Dec-21	02-Dec-21	**210 mg/l**	
Boron	EPA 200.7	AL10226	0.10	02-Dec-21	06-Dec-21	**0.10 mg/l**	
Phosphorus, Total as P	EPA 365.3	AL10747	0.05	07-Dec-21	09-Dec-21	**<0.05 mg/l**	
Aggregate Organic Constituents							
MBAS	SM 5540 C	AL10237	0.20	02-Dec-21	06-Dec-21	**<0.20 mg/l**	
Oil & Grease (HEM)	EPA 1664A	AL10647	5	06-Dec-21	07-Dec-21	**<5 mg/l**	

Notes and Definitions

RL Reporting Limit - The lowest amount of a constituent that can be reliably quantified and reported.

Respectfully Submitted,

Stephen Sakai 12/10/2021
Lab Manager

Pat-Chem Laboratories
1824 1st Street
San Fernando, CA 91340

CHAIN OF CUSTODY RECORD

Phone (818) 639-5300
Fax (818) 639-5306

Environmental Sample

Sample I.D.#: 21L0045

Customer: IPC - Integrated Performance Consultants, Inc.		**Project:** (MCC) EFF - Monthly	
Address: 9297 Research Drive, Irvine, CA 92618		**Sampled by:** Mario Aguirre	**P.O. #:**
		Report Attention: Ric Vardel / Golan Kfir	**Phone #:** 949-382-9067

Sample Description	Date Sampled	Time Sampled	# of bottles	Required Tests	Sample Type	Matrix	Bottle Type	Preserve	Field Data (pH / Temperature) pH: Field Lab
EFF	12/01/21	11:53	1	Sulfate, Chloride, TDS	Grab	AQ	1/2 Gal. P	4°C	
			1	MBAS	Grab	AQ	500 P	4°C	
			1	Oil & Grease	Grab	AQ	1L G	HC	
			1	Boron	Grab	AQ	250 P	HN	
			1	T.Phos	Grab	AQ	500 P	4°C	

RECEIVED
DEC 01 2021
By

Geotracker EDD:
Logcode: IPCI
Global ID: WDR100000359

Signature	Print Name (Company)	Date	Time
Relinquished by	Mario Aguirre (IPC)	12/1/21	12:05
Received by	Jonathan V.	12/1	12:10
Relinquished by	Jonathan V (PCL)	12/1	14:20
Received by			
Relinquished by			
Received in lab by		DEC 01 2021	1420

Sample Received Checklist

Temperature upon receipt: 4°C
# of bottles agrees with COC? Yes No
Samples intact? Yes No
Samples properly preserved? Yes No
Samples in holding time? Yes No

Compliance Monitor

Initial Flow _____
Final Flow _____

Sample Type
Grab
Comp

Matrix
AQ - Water
SO -Soil / Sludge
OT - Other

Bottle Type
P - Plastic
G - Amber Glass
VOA - 40 ml Vial
Coli - bacteria

Preservations
HC - HCl
HS - H_2SO_4
HN - HNO_3
HP - H_3PO_4
OH - NaOH
ST - Sodium Thiosulfate
AA - Ascorbic Acid
Al - $AlCl_3$
Cu - $CuSO_4$

Note: Samples are discarded 30 days after results are reported, unless other arrangements are made.

Rev 2 Effective 5/1/17

PAT-CHEM
LABORATORIES
QUALITY ANALYTICAL SERVICES SINCE 1987
1824 1st Street
San Fernando, CA 91340
(818) 639-5300 ph
(818) 639-5306 fx
pat-chem.com

Customer: **Integrated Performance Consultants, Inc.**
9297 Research Drive
Irvine CA, 92618

Attention: Ric Vardel
Report Date: 21-Dec-21 12:54
Subject: (MCC) Weekly EFF

Project/P.O.#: (MCC) Weekly EFF

Parameter	Method	QC Batch	RL	Prepared	Analyzed	Result	Notes
EFF (Sample I.D.# : 21L0039-01) Collected: 01-Dec-21 By MA of IPC							
Physical Properties							
Total Suspended Solids	SM2540D	AL10238	1	02-Dec-21	03-Dec-21	**<1 mg/l**	
Inorganic Constituents							
Ammonia as N	EPA 350.1	AL10232	0.10	02-Dec-21	03-Dec-21	**0.13 mg/l**	
Nitrate as N	EPA 353.2	AL10339	0.05	02-Dec-21	02-Dec-21	**1.87 mg/l**	
Nitrite as N	EPA 353.2	AL10339	0.05	02-Dec-21	02-Dec-21	**<0.05 mg/l**	
Total Kjeldahl Nitrogen	EPA 351.2	AL10831	0.10	08-Dec-21	13-Dec-21	**1.37 mg/l**	
EFF (Sample I.D.# : 21L0039-02) Collected: 30-Nov-21 By MA of IPC							
Aggregate Organic Constituents							
Biochemical Oxygen Demand	SM 5210B	AL10229	2	02-Dec-21	07-Dec-21	**<2 mg/l**	

Notes and Definitions

RL Reporting Limit - The lowest amount of a constituent that can be reliably quantified and reported.

Respectfully Submitted,

Stephen Sakai 12/21/2021
Lab Director

Pat-Chem Laboratories
1824 1st Street
San Fernando, CA 91340

CHAIN OF CUSTODY RECORD

Phone (818) 639-5300
Fax (818) 639-5306

Environmental Sample

Sample I.D.#: 21L0039

Customer: IPC - Integrated Performance Consultants, Inc.
Address: 9297 Research Drive Irvine CA 92618
Project: (MCC) Weekly EFF
Sampled by: Mario Aguirre / Ric Vardel / Golan Kfir
Report Attention:
P.O. #: 949-382-9067
Phone #:

Sample Description	Date Sampled	Time Sampled	# of bottles	Required Tests	Sample Type	Matrix	Bottle Type	Preserve	Field Data (pH / Temperature) pH: Field Lab
EFF	12/01/21	11:48		TSS	Grab	AQ	1-Liter-Plastic	4°C	
EFF	12/01/21	"	1	Ammonia, TKN	Grab	AQ	500ml Plastic	4°C	
EFF	12/01/21		1	Nitrate, Nitrite	Grab	AQ	250ml Plastic	4°C	
EFF	11/30/21	0:00	1	BOD	Comp	AQ	1-Liter-Plastic	4°C	

RECEIVED
DEC 01 2021
By

Geotracker EDD:
Logcode: IPCI
Global ID: WDR100000359

Signature	Print Name (Company)	Date	Time
Relinquished by	Mario Aguirre (IPC)	12/01/21	12:05
Received by	Jonathan V. (PCL)	12/1	12:10
Relinquished by	Jonathan V. (PCL)	12/1/21	14:20
Received by			
Relinquished by			
Received in lab by	DEC 01 2021		1420

Sample Received Checklist

Temperature upon receipt: 4c
# of bottles agrees with COC? Yes No
Samples intact? Yes No
Samples properly preserved? Yes No
Samples in holding time? Yes No

Compliance Monitor

Initial Flow _____
Final Flow _____

Sample Type
Grab
Comp

Matrix
AQ - Water
SO -Soil / Sludge
OT - Other

Bottle Type
P - Plastic
G - Amber Glass
VOA - 40 ml Vial
Coli - bacteria

Preservations
HC - HCl
HS - H_2SO_4
HN - HNO_3
HP - H_3PO_4
OH - NaOH
ST - Sodium Thiosulfate
AA - Ascorbic Acid
AI - $AlCl_3$
Cu -$CuSO_4$

Note: Samples are discarded 30 days after results are reported, unless other arrangements are made.

PAT-CHEM
LABORATORIES

QUALITY ANALYTICAL SERVICES SINCE 1987

1824 1st Street
San Fernando, CA 91340
(818) 639-5300 ph
(818) 639-5306 fx
pat-chem.com

Customer: **Integrated Performance Consultants, Inc.**
9297 Research Drive
Irvine CA, 92618

Attention: Ric Vardel
Report Date: 09-Dec-21 15:30
Subject: (MCC) Weekly INF

Project/P.O.#: (MCC) Weekly INF

Parameter	Method	QC Batch	RL	Prepared	Analyzed	Result	Notes
INF (Sample I.D.# : 21L0038-01) Collected: 01-Dec-21 By MA of IPC							
Physical Properties							
Total Suspended Solids	SM2540D	AL10238	1	02-Dec-21	03-Dec-21	**204 mg/l**	
Aggregate Organic Constituents							
Biochemical Oxygen Demand	SM 5210B	AL10229	2	02-Dec-21	07-Dec-21	**393 mg/l**	

Notes and Definitions

RL Reporting Limit - The lowest amount of a constituent that can be reliably quantified and reported.

Respectfully Submitted,

Stephen Sakai 12/9/2021
Lab Manager

Pat-Chem Laboratories
1824 1st Street
San Fernando, CA 91340

CHAIN OF CUSTODY RECORD

Phone (818) 639-5300
Fax (818) 639-5306

Environmental Sample

Sample I.D.#: 21L0038

Customer: IPC - Integrated Performance Consultants, Inc.		**Project :** (MCC) Weekly INF	
Address: 9297 Research Drive		**Sampled by:** Mario Aguirre	**P.O. #:**
Irvine CA 92618		**Report Attention:** Ric Vardel / Golan Kfir	**Phone #:** 949-382-9067

Sample Description	Date Sampled	Time Sampled	# of bottles	Required Tests	Sample Type	Matrix	Bottle Type	Preserve	Field Data (pH / Temperature) pH: Field Lab
INF	11/30/21	0:00	1	TSS	Comp	AQ	1-Liter Plastic	4°C	
"	"	"	1	BOD	Comp	AQ	1-Liter Plastic	4°C	

RECEIVED
DEC 01 2021
By

Geotracker EDD:
Logcode: IPCI
Global ID: WDR100000359

Signature	Print Name (Company)	Date	Time
Relinquished by	Mario Aguirre	12/01/21	12:05
Received by	Jonathon V.	12/01/21	12:10
Relinquished by	Jonathon V. (Pat)	12/1/21	14:20
Received by			
Relinquished by			
Received in lab by		DEC 01 2021	1420

Sample Received Checklist

Temperature upon receipt: 4.1 °C
# of bottles agrees with COC? Yes No
Samples intact? Yes No
Samples properly preserved? Yes No
Samples in holding time? Yes No

Compliance Monitor

Initial Flow _____
Final Flow _____

Sample Type
Grab
Comp

Matrix
AQ - Water
SO -Soil / Sludge
OT - Other

Bottle Type
P - Plastic
G - Amber Glass
VOA - 40 ml Vial
Coli - bacteria

Preservations
HC - HCl
HS - H_2SO_4
HN - HNO_3
HP - H_3PO_4
OH - NaOH
ST - Sodium Thiosulfate
AA - Ascorbic Acid
AI - $AlCl_3$
Cu - $CuSO_4$

Note: Samples are discarded 30 days after results are reported, unless other arrangements are made.

Rev 2 Effective 5/1/17

PAT-CHEM LABORATORIES
QUALITY ANALYTICAL SERVICES SINCE 1987
1824 1st Street
San Fernando, CA 91340
(818) 639-5300 ph
(818) 639-5306 fx
pat-chem.com

Customer: **Integrated Performance Consultants, Inc.**
9297 Research Drive
Irvine CA, 92618

Attention: Ric Vardel
Report Date: 17-Dec-21 15:09
Subject: (MCC) Daily EFF

Project/P.O.#: (MCC) Daily EFF

Parameter	Method	QC Batch	RL	Prepared	Analyzed	Result	Notes
EFF (Sample I.D.# : 21L0088-01) Collected: 03-Dec-21 By KV of IPC							
Microbiological							
Fecal Coliforms	SM 9221E	AL10336	1.8	03-Dec-21	05-Dec-21	**<1.8 MPN/100 ml**	
Total Coliforms	SM 9221B	AL10336	1.8	03-Dec-21	05-Dec-21	**<1.8 MPN/100 ml**	
Inorganic Constituents							
pH	SM 4500H-B	AL10651	0.1	03-Dec-21	06-Dec-21	**7.0 pH Units**	
Residual Chlorine	SM 4500Cl-G	AL10344	0.05	03-Dec-21	03-Dec-21	**0.13 mg/l**	
EFF (Sample I.D.# : 21L0105-01) Collected: 04-Dec-21 By RM of PCL							
Microbiological							
Fecal Coliforms	SM 9221E	AL10424	1.8	04-Dec-21	06-Dec-21	**<1.8 MPN/100 ml**	
Total Coliforms	SM 9221B	AL10424	1.8	04-Dec-21	06-Dec-21	**<1.8 MPN/100 ml**	
Inorganic Constituents							
pH	SM 4500H-B	AL10651	0.1	04-Dec-21	06-Dec-21	**7.5 pH Units**	
Residual Chlorine	SM 4500Cl-G	AL10656	0.05	05-Dec-21	05-Dec-21	**0.07 mg/l**	
EFF (Sample I.D.# : 21L0106-01) Collected: 05-Dec-21 By eM of IPC							
Microbiological							
Fecal Coliforms	SM 9221E	AL10539	1.8	05-Dec-21	07-Dec-21	**<1.8 MPN/100 ml**	
Total Coliforms	SM 9221B	AL10539	1.8	05-Dec-21	07-Dec-21	**<1.8 MPN/100 ml**	
Inorganic Constituents							
pH	SM 4500H-B	AL10651	0.1	06-Dec-21	06-Dec-21	**7.4 pH Units**	
Residual Chlorine	SM 4500Cl-G	AL10656	0.05	05-Dec-21	05-Dec-21	**0.09 mg/l**	
EFF (Sample I.D.# : 21L0129-01) Collected: 06-Dec-21 By DH of IPC							
Microbiological							
Fecal Coliforms	SM 9221E	AL10652	1.8	06-Dec-21	08-Dec-21	**<1.8 MPN/100 ml**	
Total Coliforms	SM 9221B	AL10652	1.8	06-Dec-21	08-Dec-21	**<1.8 MPN/100 ml**	
Inorganic Constituents							
pH	SM 4500H-B	AL10933	0.1	06-Dec-21	06-Dec-21	**7.4 pH Units**	
Residual Chlorine	SM 4500Cl-G	AL10750	0.05	07-Dec-21	07-Dec-21	**<0.05 mg/l**	

Respectfully Submitted,

Stephen Sakai 12/17/2021
Lab Director

PAT-CHEM
LABORATORIES

QUALITY ANALYTICAL SERVICES SINCE 1987

1824 1st Street
San Fernando, CA 91340
(818) 639-5300 ph
(818) 639-5306 fx
pat-chem.com

Customer: **Integrated Performance Consultants, Inc.**
9297 Research Drive
Irvine CA, 92618

Attention: Ric Vardel
Report Date: 17-Dec-21 15:09
Subject: (MCC) Daily EFF

Project/P.O.#: (MCC) Daily EFF

Parameter	Method	QC Batch	RL	Prepared	Analyzed	Result	Notes
EFF (Sample I.D.# : 21L0171-01) Collected: 07-Dec-21 By EM of IPC							
Microbiological							
Fecal Coliforms	SM 9221E	AL10753	1.8	07-Dec-21	10-Dec-21	**<1.8 MPN/100 ml**	
Total Coliforms	SM 9221B	AL10753	1.8	07-Dec-21	10-Dec-21	**<1.8 MPN/100 ml**	
Inorganic Constituents							
pH	SM 4500H-B	AL10933	0.1	07-Dec-21	07-Dec-21	**7.4 pH Units**	
Residual Chlorine	SM 4500Cl-G	AL10834	0.05	08-Dec-21	08-Dec-21	**0.05 mg/l**	

Notes and Definitions

RL Reporting Limit - The lowest amount of a constituent that can be reliably quantified and reported.

Respectfully Submitted,

Stephen Sakai 12/17/2021
Lab Director

Pat-Chem Laboratories
1824 1st Street
San Fernando, CA 91340

CHAIN OF CUSTODY RECORD

Phone (818) 639-5300
Fax (818) 639-5306

Environmental Sample

Sample I.D.#: 21L0088

Customer: IPC - Integrated Performance Consultants, Inc.		Project : (MCC) Daily EFF	
Address: 9297 Research Drive	Sampled by: Kyle Vardel		P.O. #:
Irvine CA 92618	Report Attention: Ric Vardel / Golan Kfir		Phone #: 949-382-9067

Sample Description	Date Sampled	Time Sampled	# of bottles	Required Tests	Sample Type	Matrix	Bottle Type	Preserve	Field Data (pH / Temperature) pH: Field Lab
EFF	12/3/21	1140	1	pH, T.Res.Chlorine	Grab	AQ	500ml Plastic	4°C	
			1	Total Coliform, Fecal Coliform	Grab	AQ	Coli Bottle	4°C, ST	

RECEIVED
DEC 03 2021
By [signature]

Geotracker EDD:
Logcode: IPCI
Global ID: WDR100000359

Signature	Print Name (Company)	Date	Time
Relinquished by [signature]	Kyle Vardel (IPC)	12/3/21	1150
Received by [signature]	Jonathan V (PCL)	12/3	1150
Relinquished by [signature]	Jonathan V (PCL)	12/3	1310
Received by			
Relinquished by			
Received in lab by [signature]	DEC 03 2021		1310

Sample Received Checklist

Temperature upon receipt: 4°C
# of bottles agrees with COC? Yes No
Samples intact? Yes No
Samples properly preserved? Yes No
Samples in holding time? Yes No

Compliance Monitor

Initial Flow _____
Final Flow _____

Sample Type
Grab
Comp

Matrix
AQ - Water
SO - Soil / Sludge
OT - Other

Bottle Type
P - Plastic
G - Amber Glass
VOA - 40 ml Vial
Coli - bacteria

Preservations
HC - HCl
HS - H_2SO_4
HN - HNO_3
HP - H_3PO_4
OH - NaOH
ST - Sodium Thiosulfate
AA - Ascorbic Acid
Al - $AlCl_3$
Cu - $CuSO_4$

Note: Samples are discarded 30 days after results are reported, unless other arrangements are made.

Rev 2 Effective 5/1/17

Pat-Chem Laboratories
1824 1st Street
San Fernando, CA 91340

CHAIN OF CUSTODY RECORD

Phone (818) 639-5300
Fax (818) 639-5306

Environmental Sample

Sample I.D.#: 211015

Customer:	IPC - Integrated Performance Consultants, Inc.	**Project:**	(MCC) Daily EFF
Address:	9297 Research Drive	**Sampled by:**	Jesus Avalos
	Irvine CA 92618	**Report Attention:**	Ric Vardel / Golan Kfir
		P.O. #:	
		Phone #:	949-382-9067

Sample Description	Date Sampled	Time Sampled	# of bottles	Required Tests	Sample Type	Matrix	Bottle Type	Preserve	Field Data (pH / Temperature) pH: Field Lab
EFF	12/04/21	10:50	1	pH, T.Res.Chlorine	Grab	AQ	500ml Plastic	4°C	
〃	〃	〃	1	Total Coliform, Fecal Coliform	Grab	AQ	Coli Bottle	4°C, ST	
Geotracker EDD:									
Logcode: IPCI									
Global ID: WDR100000359									

Signature	Print Name (Company)	Date	Time
Relinquished by: Jesus Avalos	Jesus Avalos (IPC)	12/04/21	10:55
Received by:	Richard M. (PCL)	12/04/21	1600
Relinquished by:			
Received by:			
Relinquished by:			
Received in lab by:	Richard M. (PCL)	12/04/21	1730

Sample Received Checklist

Temperature upon receipt: 4°C

# of bottles agrees with COC?	Yes	No
Samples intact?	Yes	No
Samples properly preserved?	Yes	No
Samples in holding time?	Yes	No

Compliance Monitor

Initial Flow _____

Final Flow _____

Sample Type	Preservations
Grab	**HC** - HCl
Comp	**HS** - H_2SO_4
Matrix	**HN** - HNO_3
AQ - Water	**HP** - H_3PO_4
SO -Soil / Sludge	**OH** - NaOH
OT - Other	**ST** - Sodium Thiosulfate
Bottle Type	**AA** - Ascorbic Acid
P - Plastic	**Al** - $AlCl_3$
G - Amber Glass	**Cu** -$CuSO_4$
VOA - 40 ml Vial	
Coli - bacteria	

Note: Samples are discarded 30 days after results are reported, unless other arrangements are made.

Rev 2 Effective 5/1/17

Pat-Chem Laboratories
1824 1st Street
San Fernando, CA 91340

CHAIN OF CUSTODY RECORD

Phone (818) 639-5300
Fax (818) 639-5306

Environmental Sample

Sample I.D.#: 21L0106

Customer:	IPC - Integrated Performance Consultants, Inc.	**Project :**	(MCC) Daily EFF
Address:	9297 Research Drive	**Sampled by:**	Eric Morris
	Irvine CA 92618	**Report Attention:**	Ric Vardel / Golan Kfir
		P.O. #:	
		Phone #:	949-382-9067

Sample Description	Date Sampled	Time Sampled	# of bottles	Required Tests	Sample Type	Matrix	Bottle Type	Preserve	Field Data (pH / Temperature) pH: (Field) Lab
EFF	12/5/21	1000	1	pH, T.Res.Chlorine	Grab	AQ	500ml Plastic	4°C	7.0/19.6
			1	Total Coliform, Fecal Coliform	Grab	AQ	Coli Bottle	4°C, ST	
Geotracker EDD:									
Logcode: IPCI Global ID: WDR100000359									

Signature	Print Name (Company)	Date	Time
Relinquished by	E. MORRIS IPC	12/5/21	1005
Received by	Juan. (PCL)	12/5/21	1005
Relinquished by			
Received by			
Relinquished by			
Received in lab by	Juan Vasquez (PCL)	12/5/21	11:31

Sample Received Checklist

Temperature upon receipt: 4°C

# of bottles agrees with COC? Yes No

Samples intact? Yes No

Samples properly preserved? Yes No

Samples in holding time? Yes No

Compliance Monitor

Initial Flow _____

Final Flow _____

Sample Type	Preservations
Grab **Comp**	**HC** - HCl **HS** - H_2SO_4
Matrix **AQ** - Water **SO** -Soil / Sludge **OT** - Other	**HN** - HNO_3 **HP** - H_3PO_4 **OH** - NaOH **ST** - Sodium Thiosulfate
Bottle Type **P** - Plastic **G** - Amber Glass **VOA** - 40 ml Vial **Coli** - bacteria	**AA** - Ascorbic Acid **Al** - $AlCl_3$ **Cu** -$CuSO_4$

Note: Samples are discarded 30 days after results are reported, unless other arrangements are made.

Rev 2 Effective 5/1/17

Pat-Chem Laboratories
1824 1st Street
San Fernando, CA 91340

CHAIN OF CUSTODY RECORD

Phone (818) 639-5300
Fax (818) 639-5306

Environmental Sample

Sample I.D.#: 21LO129

Customer:	IPC - Integrated Performance Consultants, Inc.	**Project:**	(MCC) Daily EFF
Address:	9297 Research Drive	**Sampled by:**	Daniel Huey
	Irvine CA 92618	**Report Attention:**	Ric Vardel / Golan Kfir
		P.O. #:	
		Phone #:	949-382-9067

Sample Description	Date Sampled	Time Sampled	# of bottles	Required Tests	Sample Type	Matrix	Bottle Type	Preserve	Field Data (pH / Temperature) pH: Field Lab
EFF	12/6/21	1010	1	pH, T.Res.Chlorine	Grab	AQ	500ml Plastic	4°C	7.45/20.3
"	"	"	1	Total Coliform, Fecal Coliform	Grab	AQ	Coli Bottle	4°C, ST	
Geotracker EDD:									
Logcode: IPCI									
Global ID: WDR100000359									

RECEIVED
DEC 06 2021
By

Signature	Print Name (Company)	Date	Time
Relinquished by: Daniel Huey	Daniel (IPC)	12/6/21	1015
Received by:	MARIO SANTIESTEBAN (PCL)	12/2/21	1502
Relinquished by:	MARIO SANTIESTEBAN (PCL)	12/2/21	1710
Received by:			
Relinquished by:			
Received in lab by:		DEC 06 2021	1710

Sample Received Checklist

Temperature upon receipt: 4 °C

# of bottles agrees with COC? (Yes) No

Samples intact? (Yes) No

Samples properly preserved? (Yes) No

Samples in holding time? (Yes) No

Compliance Monitor

Initial Flow _____

Final Flow _____

Sample Type
(Grab)
Comp

Matrix
AQ - Water
SO -Soil / Sludge
OT - Other

Bottle Type
(P) - Plastic
G - Amber Glass
VOA - 40 ml Vial
Coli - bacteria

Preservations
HC - HCl
HS - H_2SO_4
HN - HNO_3
HP - H_3PO_4
OH - NaOH
(ST) - Sodium Thiosulfate
AA - Ascorbic Acid
Al - $AlCl_3$
Cu - $CuSO_4$

Note: Samples are discarded 30 days after results are reported, unless other arrangements are made.

Rev 2 Effective 5/1/17

Pat-Chem Laboratories
1824 1st Street
San Fernando, CA 91340

CHAIN OF CUSTODY RECORD

Phone (818) 639-5300
Fax (818) 639-5306

Environmental Sample

Sample I.D.#: 211071

Customer: IPC - Integrated Performance Consultants, Inc.		Project: (MCC) Daily EFF	
Address: 9297 Research Drive		Sampled by: ERIC MORRIS	P.O. #:
Irvine CA 92618		Report Attention: Ric Vardel / Golan Kfir	Phone #: 949-382-9067

Sample Description	Date Sampled	Time Sampled	# of bottles	Required Tests	Sample Type	Matrix	Bottle Type	Preserve	Field Data (pH / Temperature) pH: Field Lab
EFF	12-7-21	1130	1	pH, T.Res.Chlorine	Grab	AQ	500ml Plastic	4°C	
	"	"	1	Total Coliform, Fecal Coliform	Grab	AQ	Coli Bottle	4°C, ST	
Geotracker EDD:									
Logcode: IPCI									
Global ID: WDR100000359									

RECEIVED
DEC 07 2021
By

	Signature	Print Name (Company)	Date	Time
Relinquished by		E. MORRIS IPC	12-7-21	1140
Received by		Richard M. Air	12/7/21	1140
Relinquished by		Richard M. Air	12/7/21	1655
Received by				
Relinquished by				
Received in lab by		DEC 07 2021		1655

Sample Received Checklist

Temperature upon receipt: 4 °C
# of bottles agrees with COC? (Yes) No
Samples intact? (Yes) No
Samples properly preserved? (Yes) No
Samples in holding time? (Yes) No

Compliance Monitor

Initial Flow _____

Final Flow _____

Sample Type
(Grab)
Comp

Matrix
(AQ) - Water
SO -Soil / Sludge
OT - Other

Bottle Type
(P) - Plastic
G - Amber Glass
VOA - 40 ml Vial
(Coli) - bacteria

Preservations
HC - HCl
HS - H_2SO_4
HN - HNO_3
HP - H_3PO_4
OH - NaOH
(ST) - Sodium Thiosulfate
AA - Ascorbic Acid
AI - $AlCl_3$
Cu -$CuSO_4$

Note: Samples are discarded 30 days after results are reported, unless other arrangements are made.

Rev 2 Effective 5/1/17

PAT-CHEM
LABORATORIES

QUALITY ANALYTICAL SERVICES SINCE 1987

1824 1st Street
San Fernando, CA 91340
(818) 639-5300 ph
(818) 639-5306 fx
pat-chem.com

Customer: **Integrated Performance Consultants, Inc.**
9297 Research Drive
Irvine CA, 92618

Attention: Ric Vardel
Report Date: 15-Dec-21 20:37
Subject: (MCC) Weekly INF

Project/P.O.#: (MCC) Weekly INF

Parameter	Method	QC Batch	RL	Prepared	Analyzed	Result	Notes
INF (Sample I.D.# : 21L0226-01) Collected: 07-Dec-21 By CA of IPC							
Physical Properties							
Total Suspended Solids	SM2540D	AL10932	1	09-Dec-21	09-Dec-21	**260 mg/l**	
Aggregate Organic Constituents							
Biochemical Oxygen Demand	SM 5210B	AL10929	2	09-Dec-21	14-Dec-21	**258 mg/l**	

Notes and Definitions

RL Reporting Limit - The lowest amount of a constituent that can be reliably quantified and reported.

Respectfully Submitted,

Stephen Sakai 12/15/2021
Lab Manager

Pat-Chem Laboratories
1824 1st Street
San Fernando, CA 91340

CHAIN OF CUSTODY RECORD

Phone (818) 639-5300
Fax (818) 639-5306

Environmental Sample

Sample I.D.#: 21L0226

Customer:	IPC - Integrated Performance Consultants, Inc.	Project:	(MCC) Weekly INF
Address:	9297 Research Drive	Sampled by:	Carlos Alvarez
	Irvine CA 92618	Report Attention:	Ric Vardel / Golan Kfir
		P.O. #:	
		Phone #:	949-382-9067

Sample Description	Date Sampled	Time Sampled	# of bottles	Required Tests	Sample Type	Matrix	Bottle Type	Preserve	Field Data (pH / Temperature) pH: Field Lab
INF	12/07/21	0000	1	TSS	Comp	AQ	1-Liter Plastic	4°C	
			1	BOD	Comp	AQ	1-Liter Plastic	4°C	

RECEIVED
DEC 08 2021
By

Geotracker EDD:
Logcode: IPCI
Global ID: WDR100000359

	Signature	Print Name (Company)	Date	Time
Relinquished by		Carlos Alvarez (IPC)	12/07/21	1200
Received by		Richard M. (IPC)	12/8/21	1220
Relinquished by		Richard M. (IPC)	12/8/21	1705
Received by				
Relinquished by				
Received in lab by		DEC 08 2021		1705

Sample Received Checklist

Temperature upon receipt: 4 °C

# of bottles agrees with COC?	Yes	No
Samples intact?	Yes	No
Samples properly preserved?	Yes	No
Samples in holding time?	Yes	No

Compliance Monitor

Initial Flow _____

Final Flow _____

Sample Type
Grab
Comp

Matrix
AQ - Water
SO -Soil / Sludge
OT - Other

Bottle Type
P - Plastic
G - Amber Glass
VOA - 40 ml Vial
Coli - bacteria

Preservations
HC - HCl
HS - H_2SO_4
HN - HNO_3
HP - H_3PO_4
OH - NaOH
ST - Sodium Thiosulfate
AA - Ascorbic Acid
AI - $AlCl_3$
Cu - $CuSO_4$

Note: Samples are discarded 30 days after results are reported, unless other arrangements are made.

Rev 2 Effective 5/1/17

PAT-CHEM LABORATORIES
QUALITY ANALYTICAL SERVICES SINCE 1987
1824 1st Street
San Fernando, CA 91340
(818) 639-5300 ph
(818) 639-5306 fx
pat-chem.com

Customer: **Integrated Performance Consultants, Inc.**
9297 Research Drive
Irvine CA, 92618

Attention: Ric Vardel
Report Date: 20-Dec-21 11:52
Subject: (MCC) Daily EFF

Project/P.O.#: (MCC) Daily EFF

Parameter	Method	QC Batch	RL	Prepared	Analyzed	Result	Notes
EFF (Sample I.D.# : 21L0225-01) Collected: 08-Dec-21 By CA of IPC							
Microbiological							
Fecal Coliforms	SM 9221E	AL10839	1.8	08-Dec-21	10-Dec-21	**<1.8 MPN/100 ml**	
Total Coliforms	SM 9221B	AL10839	1.8	08-Dec-21	10-Dec-21	**<1.8 MPN/100 ml**	
Inorganic Constituents							
pH	SM 4500H-B	AL10933	0.1	08-Dec-21	08-Dec-21	**7.5 pH Units**	
Residual Chlorine	SM 4500Cl-G	AL10845	0.05	08-Dec-21	08-Dec-21	**<0.05 mg/l**	
EFF (Sample I.D.# : 21L0261-01) Collected: 09-Dec-21 By JW							
Microbiological							
Fecal Coliforms	SM 9221E	AL10935	1.8	09-Dec-21	11-Dec-21	**<1.8 MPN/100 ml**	
Total Coliforms	SM 9221B	AL10935	1.8	09-Dec-21	11-Dec-21	**<1.8 MPN/100 ml**	
Inorganic Constituents							
pH	SM 4500H-B	AL11453	0.1	09-Dec-21	09-Dec-21	**7.5 pH Units**	
Residual Chlorine	SM 4500Cl-G	AL10939	0.05	09-Dec-21	10-Dec-21	**0.12 mg/l**	
EFF (Sample I.D.# : 21L0277-01) Collected: 10-Dec-21 By LW of IPC							
Microbiological							
Fecal Coliforms	SM 9221E	AL11028	1.8	10-Dec-21	14-Dec-21	**<1.8 MPN/100 ml**	
Total Coliforms	SM 9221B	AL11028	1.8	10-Dec-21	14-Dec-21	**<1.8 MPN/100 ml**	
Inorganic Constituents							
pH	SM 4500H-B	AL11453	0.1	10-Dec-21	10-Dec-21	**8.1 pH Units**	
Residual Chlorine	SM 4500Cl-G	AL11033	0.05	10-Dec-21	10-Dec-21	**0.15 mg/l**	
EFF (Sample I.D.# : 21L0295-01) Collected: 11-Dec-21 By LW of IPC							
Microbiological							
Fecal Coliforms	SM 9221E	AL11131	1.8	11-Dec-21	13-Dec-21	**<1.8 MPN/100 ml**	
Total Coliforms	SM 9221B	AL11131	1.8	11-Dec-21	13-Dec-21	**<1.8 MPN/100 ml**	
Inorganic Constituents							
pH	SM 4500H-B	AL11453	0.1	11-Dec-21	11-Dec-21	**6.9 pH Units**	
Residual Chlorine	SM 4500Cl-G	AL11364	0.05	13-Dec-21	13-Dec-21	**<0.05 mg/l**	

Respectfully Submitted,

Stephen Sakai 12/20/2021
Lab Director

PAT-CHEM
LABORATORIES
QUALITY ANALYTICAL SERVICES SINCE 1987
1824 1st Street
San Fernando, CA 91340
(818) 639-5300 ph
(818) 639-5306 fx
pat-chem.com

Customer: **Integrated Performance Consultants, Inc.**
9297 Research Drive
Irvine CA, 92618

Attention: Ric Vardel
Report Date: 20-Dec-21 11:52
Subject: (MCC) Daily EFF

Project/P.O.#: (MCC) Daily EFF

Parameter	Method	QC Batch	RL	Prepared	Analyzed	Result	Notes
EFF (Sample I.D.# : 21L0296-01) Collected: 12-Dec-21 By EM of IPC							
Microbiological							
Fecal Coliforms	SM 9221E	AL11245	1.8	12-Dec-21	14-Dec-21	**<1.8 MPN/100 ml**	
Total Coliforms	SM 9221B	AL11245	1.8	12-Dec-21	14-Dec-21	**<1.8 MPN/100 ml**	
Inorganic Constituents							
pH	SM 4500H-B	AL11453	0.1	12-Dec-21	12-Dec-21	**7.0 pH Units**	
Residual Chlorine	SM 4500Cl-G	AL11364	0.05	13-Dec-21	13-Dec-21	**0.08 mg/l**	

Notes and Definitions

RL Reporting Limit - The lowest amount of a constituent that can be reliably quantified and reported.

Respectfully Submitted,

Stephen Sakai 12/20/2021
Lab Director

Pat-Chem Laboratories
1824 1st Street
San Fernando, CA 91340

CHAIN OF CUSTODY RECORD

Phone (818) 639-5300
Fax (818) 639-5306

Environmental Sample

Sample I.D.#: 21L0225

Customer:	IPC - Integrated Performance Consultants, Inc.	**Project:**	(MCC) Daily EFF
Address:	9297 Research Drive	**Sampled by:**	Carlos Alvarez
	Irvine CA 92618	**Report Attention:**	Ric Vardel / Golan Kfir
		P.O. #:	
		Phone #:	949-382-9067

Sample Description	Date Sampled	Time Sampled	# of bottles	Required Tests	Sample Type	Matrix	Bottle Type	Preserve	Field Data (pH / Temperature) pH: Field Lab
EFF	12/08/21	1210	1	pH, T.Res.Chlorine	Grab	AQ	500ml Plastic	4°C	
"	"	"	1	Total Coliform, Fecal Coliform	Grab	AQ	Coli Bottle	4°C, ST	
Geotracker EDD:									
Logcode: IPCI									
Global ID: WDR100000359									

RECEIVED
DEC 08 2021
By Alexander Jr.

	Signature	Print Name (Company)	Date	Time
Relinquished by		Carlos Alvarez (IPC)	12/08/21	1220
Received by		Michael M. Pat	12/8/21	1220
Relinquished by		Michael M. Pat	12/8/21	1705
Received by				
Relinquished by				
Received in lab by		DEC 08 2021		1705

Sample Received Checklist

Temperature upon receipt: 4°C

# of bottles agrees with COC?	Yes	No
Samples intact?	Yes	No
Samples properly preserved?	Yes	No
Samples in holding time?	Yes	No

Compliance Monitor

Initial Flow _____

Final Flow _____

Sample Type
Grab
Comp

Matrix
AQ - Water
SO -Soil / Sludge
OT - Other

Bottle Type
P - Plastic
G - Amber Glass
VOA - 40 ml Vial
Coli - bacteria

Preservations
HC - HCl
HS - H_2SO_4
HN - HNO_3
HP - H_3PO_4
OH - NaOH
ST - Sodium Thiosulfate
AA - Ascorbic Acid
AI - $AlCl_3$
Cu -$CuSO_4$

Note: Samples are discarded 30 days after results are reported, unless other arrangements are made.

Pat-Chem Laboratories
1824 1st Street
San Fernando, CA 91340

CHAIN OF CUSTODY RECORD

Phone (818) 639-5300
Fax (818) 639-5306

Environmental Sample

Sample I.D.#: 21L0261

Customer: IPC - Integrated Performance Consultants, Inc.		**Project :** (MCC) Daily EFF	
Address: 9297 Research Drive		**Sampled by:** LUKE WATSON	**P.O. #:**
Irvine CA 92618		**Report Attention:** Ric Vardel / Golan Kfir	**Phone #:** 949-382-9067

Sample Description	Date Sampled	Time Sampled	# of bottles	Required Tests	Sample Type	Matrix	Bottle Type	Preserve	Field Data (pH / Temperature) pH: Field Lab
EFF	12-9-21	11:15	1	pH, T.Res.Chlorine	Grab	AQ	500ml Plastic	4°C	
	"	"	1	Total Coliform, Fecal Coliform	Grab	AQ	Coli Bottle	4°C, ST	
Geotracker EDD:									
Logcode: IPCI									
Global ID: WDR100000359									

RECEIVED
DEC 09 2021
By

Signature	Print Name (Company)	Date	Time
Relinquished by	LUKE WATSON (IPC)	12-9-21	11:20
Received by	Richard Martinez PCL	12/9/21	1120
Relinquished by	Richard M. PCL	12/9/21	1630
Received by			
Relinquished by			
Received in lab by	DEC 09 2021		1630

Sample Received Checklist

Temperature upon receipt: 4°C
# of bottles agrees with COC? Yes No
Samples intact? Yes No
Samples properly preserved? Yes No
Samples in holding time? Yes No

Compliance Monitor

Initial Flow _____
Final Flow _____

Sample Type
Grab
Comp

Matrix
AQ - Water
SO -Soil / Sludge
OT - Other

Bottle Type
P - Plastic
G - Amber Glass
VOA - 40 ml Vial
Coli - bacteria

Preservations
HC - HCl
HS - H_2SO_4
HN - HNO_3
HP - H_3PO_4
OH - NaOH
ST - Sodium Thiosulfate
AA - Ascorbic Acid
Al - $AlCl_3$
Cu -$CuSO_4$

Note: Samples are discarded 30 days after results are reported, unless other arrangements are made.

Rev 2 Effective 5/1/17

Pat-Chem Laboratories
1824 1st Street
San Fernando, CA 91340

CHAIN OF CUSTODY RECORD

Phone (818) 639-5300
Fax (818) 639-5306

Environmental Sample

Sample I.D.#: 21L0277

Customer: IPC - Integrated Performance Consultants, Inc.		**Project:** (MCC) Daily EFF	
Address: 9297 Research Drive		**Sampled by:** LUKE WATSON	**P.O. #:**
Irvine CA 92618		**Report Attention:** Ric Vardel / Golan Kfir	**Phone #:** 949-382-9067

Sample Description	Date Sampled	Time Sampled	# of bottles	Required Tests	Sample Type	Matrix	Bottle Type	Preserve	Field Data (pH / Temperature) pH: Field Lab
EFF	12-10-21	11:00	1	pH, T.Res.Chlorine	Grab	AQ	500ml Plastic	4°C	
	"	"	1	Total Coliform, Fecal Coliform	Grab	AQ	Coli Bottle	4°C, ST	
Geotracker EDD:									
Logcode: IPCI									
Global ID: WDR100000359									

RECEIVED
DEC 10 2021
By

Signature	Print Name (Company)	Date	Time
Relinquished by	LUKE WATSON (SPL)	12-10-21	11:04
Received by	MARIO SANTIESTEBAN (PCL)	12/10/21	1310
Relinquished by	MARIO SANTIESTEBAN (PCL)	12/10/21	1450
Received by			
Relinquished by			
Received in lab by	DEC 10 2021		1450

Sample Received Checklist

Temperature upon receipt: 2.7 °C

# of bottles agrees with COC?	(Yes)	No
Samples intact?	(Yes)	No
Samples properly preserved?	(Yes)	No
Samples in holding time?	(Yes)	No

Compliance Monitor

Initial Flow _____

Final Flow _____

Sample Type
(Grab)
Comp

Matrix
(AQ) - Water
SO -Soil / Sludge
OT - Other

Bottle Type
(P) - Plastic
G - Amber Glass
VOA - 40 ml Vial
(Coli) - bacteria

Preservations
HC - HCl
HS - H_2SO_4
HN - HNO_3
HP - H_3PO_4
OH - NaOH
(ST) - Sodium Thiosulfate
AA - Ascorbic Acid
Al - $AlCl_3$
Cu -$CuSO_4$

Note: Samples are discarded 30 days after results are reported, unless other arrangements are made.

Rev 2 Effective 5/1/17

Pat-Chem Laboratories
1824 1st Street
San Fernando, CA 91340

CHAIN OF CUSTODY RECORD

Phone (818) 639-5300
Fax (818) 639-5306

Environmental Sample

Sample I.D.#: 216295

Customer: IPC - Integrated Performance Consultants, Inc.		**Project :** (MCC) Daily EFF	
Address: 9297 Research Drive Irvine CA 92618	**Sampled by:** Jesus Avalos **Report Attention:** Ric Vardel / Golan Kfir	**P.O. #:** **Phone #:** 949-382-9067	

Sample Description	Date Sampled	Time Sampled	# of bottles	Required Tests	Sample Type	Matrix	Bottle Type	Preserve	Field Data (pH / Temperature) pH: Field Lab
EFF	12/4/21	10:50	1	pH, T.Res.Chlorine	Grab	AQ	500ml Plastic	4°C	
〃	〃	〃	1	Total Coliform, Fecal Coliform	Grab	AQ	Coli Bottle	4°C, ST	
Geotracker EDD:									
Logcode: IPCI									
Global ID: WDR100000359									

Signature	Print Name (Company)	Date	Time
Relinquished by: Jesus Avalos	Jesus Avalos (IPC)	12/4/21	11:55
Received by:	Richard Martinez (PCL)	12/11/21	1155
Relinquished by:			
Received by:			
Relinquished by:			
Received in lab by:	Richard Martinez (PCL)	12/11/21	1520

Sample Received Checklist

Temperature upon receipt: 4°C
# of bottles agrees with COC? (Yes) No
Samples intact? (Yes) No
Samples properly preserved? (Yes) No
Samples in holding time? (Yes) No

Compliance Monitor

Initial Flow _____
Final Flow _____

Sample Type	Preservations
Grab Comp	HC - HCl HS - H_2SO_4
Matrix AQ - Water SO - Soil / Sludge OT - Other	HN - HNO_3 HP - H_3PO_4 OH - NaOH ST - Sodium Thiosulfate
Bottle Type P - Plastic G - Amber Glass VOA - 40 ml Vial Coli - bacteria	AA - Ascorbic Acid Al - $AlCl_3$ Cu - $CuSO_4$

Note: Samples are discarded 30 days after results are reported, unless other arrangements are made.

Rev 2 Effective 5/1/17

Pat-Chem Laboratories (PCL) Terms and Conditions

1. Definitions

"Terms and Conditions" means those Terms and Conditions of sale, including the price schedule, and any additions or amendments hereto which are agreed to in writing. "Client" means the individual or entity who may request laboratory services, consulting or sampling services and his or its heirs, successors, assigns and representatives. "Price Schedule" means Pat-Chem Laboratories (PCL) standard price schedule as such document may be amended or reissued from time to time by PCL.

2. Independent Contractor

PCL acts solely as an independent contractor in performing all services.

3. Orders and Acceptance

PCL offers and will accept orders for services (as defined herein) only under the following General Terms and Conditions (the "Terms"). These Terms shall not apply if PCL and the Client shall have executed a separate agreement in writing which does not incorporate the Terms. No modifications to the Terms shall be valid and binding unless in writing and signed by an authorized representative of the client and PCL.

The client may order services by submitting a written chain of custody (COC) to PCL. Any such order constitutes 1. an acceptance by the client of PCL's offer to do business with the client under the terms and condition and 2. an agreement to be bound by these terms and conditions.

The Client's delivery of samples to PCL or initiation of consulting services constitutes the client's express assent to be governed by these terms and conditions. No contrary or additional terms and conditions expressed in a client's document shall be deemed to become a part of the contract created upon acceptance of the terms and conditions.

For purpose of this agreement, "services" shall mean all work to be performed for the client, including provision of all equipment and materials to be furnished by PCL.

4. Limit of Liability

PCL will perform the services in accordance with the normal standards of workmanship in the profession. Where applicable, PCL will use analytical methodologies which are in substantial conformity with the U.S. Environmental Protection Agency (EPA), CA Waterboard (ELAP), American Society for Testing and Materials (ASTM), Association of Official Analytical Chemists (AOAC), Standard Methods (SM) of the Examination of Water and Wastewater and/or other recognized methodologies. PCL reserves the right to deviate from these methodologies if necessary or appropriate due to the nature or compositions of the samples or otherwise based on the reasonable judgement of PCL. Deviations, if any, will be made on a basis consistent with the recognized standards of the industry and/or PCL Standard Operating Procedures (SOP) and/or our QA/QC policies. The total liability of PCL, its officers, agents, employees or successors to the client, arising out of or in connection with the services to be provided herein, shall not exceed the invoiced amount for said services. Client's acceptance of a work order and /or proposal releases PCL from any liability in excess of the invoiced amount for the services notwithstanding any provisions to the contrary in any client purchase orders or contracts.

5. Clients Responsibility

Unless PCL personnel performs the sampling, the client shall be responsible for the condition which the samples are collected and for conditions in and about the sampling site and for advising PCL of the same and all information required to enable PCL to perform its services safely and efficiently.

6. Cancellation

Client may cancel any order for services hereunder subject to payment for all services rendered and out-of-pocket expenses incurred up to the date of cancellation in accordance with the applicable Price Schedule.

7. Overriding Agreement

The parties agree that the Terms shall govern performance of Client's initial order and all subsequent orders for additional services, whether placed in writing or verbally, except to the extent the Terms are modified in writing and executed by an authorized representative of both parties.

8. Force Majeure

PCL shall not be responsible for delay or failure to perform the services pursuant to this agreement due to causes beyond its control.

9. Confidentiality

Data and the sample materials provided by client or at client's request and the results obtained by PCL shall be held in confidence (unless such information is generally available to the public or is the public domain or client has filed to pay PCL for all services rendered or is otherwise in breach of the agreement) subject to any disclosure required by law or legal process. PCL shall use the same standard of care it uses in protecting its own confidential data and shall not be responsible for unauthorized disclosure of said data where such standard was observed. PCL reports and information provided therein are for the exclusive use and benefit of client and client agrees there shall be no third party beneficiary of such reports, data or information. Client will not disclose to any third party any information concerning technical information, software programs or other formulations.

10. Hold Harmless

Client releases and shall save, indemnify, defend and hold PCL, its employees, officers, directors, agents, affiliates, subsidiaries and parent harmless from and against any and all liabilities, losses or damages, claims, demands, causes of action, suits and associated expenses including, but not limited to all court fees (the Litigation Expenses) and awards arising in favor of Client or any third party as a result of, and/or in any way occurring incident to arising out of, or in connection with the performance of services by PCL pursuant to this agreement and/or transportation, handling or disposal of client's hazardous materials. 1. Injury, disease or death of persons 2. Loss of, damage to, loss of, or loss of use of property and or 3. Financial loss of every kind of character. This indemnity does not apply to any of the foregoing losses, costs, damages, or injuries cased solely by the gross negligence or willful misconduct of PCL or its employees. Further, this indemnity shall specifically apply to losses, claims damages, actions of every kind and character arising out of or in connection with the negligence of or breach of contract by any indemnified Person, whether actual or alleged, in the performance of services under this agreement. The foregoing indemnities will be in addition to any liability which the client might otherwise have in PCL and the other Indemnified Persons. To the extent necessary under applicable law, client agrees that its indemnity obligation will be supported by available liability insurance coverage to be furnished by client, which insurance shall be in the maximum amounts permitted under applicable law. In no event shall PCL be liable to client for indirect, punitive, special, incidental or consequential damages (including, without limitation, loss of profit or business interruption). Litigation Expenses or other fees (including, without limitation, attorney's fees, court costs, and /or pre or post-judgment interest), or any other expenses or costs incurred by client or any other party in any litigation against or involving PCL or any indemnified person in connection with this agreement or an services provided under this agreement even if client is the prevailing party.

11. Hazardous Substances

For PCL to perform the services requested by client, client will provide and PCL will receive samples materials for analyses such as asbestos, polychlorinated biphenyls, bacteria or any other hazardous or toxic material, wastes and substances which are defined, determined or identified as such under federal, state or local laws, rules, PCL policies or regulations (weather now existing or hereafter enacted or promulgated or any judicial or administrative interpretation of any thereof the "Hazardous Materials"). Client understands and agrees that any hazardous material received by PCL from client or at client's request shall remain the property of Client and that upon completion of PCL's services, PCL will dispose of all unused portions of samples as specified by client or by PCL's QA/QC policies. In the event the client does not specify its preferred method of disposal, PCL will return to the client all unused samples which contain Hazardous Materials. PCL reserves the right to charge the client for the disposal of unused samples in accordance with PCL's current sample disposal policy. In addition, all samples received by PCL for any/all bacterial analysis, client will be charged a sample disposal fee, per sample submitted, in accordance with our QA/QC policies and procedures.

12. Prices/Payments

Client shall pay PCL in accordance with PCL's applicable price schedule in effect in the area of operations on the date the services were rendered or with prices quoted and later confirmed in writing. The price schedule is subject to change at any time without notice. Payment in advance or when analysis is completed is required for all new clients or until a history of payment and/or credit account has been established with PCL. For those clients with an established credit account, the terms for payment of charges are NET CASH within thirty (30) days from date of invoices. To the fullest extent permitted (if at all) by applicable law, any amount unpaid at the end of thirty (30) days is subject to interest at the lessor of the maximum rate permitted by law or one and one-half percent (1.5%) per month on the unpaid balances. If unpaid amounts are collected through legal proceedings or by an attorney, the client shall pay reasonable costs and attorney's fees or agents' fees associated with such collection procedure or efforts.

13. Agreement Modification

Changes, modifications or amendments to the terms shall be effective on in writing and executed by an officer of PCL and by clients authorized representative, except that subsequent orders for additional services may be verbal or in writing.

14. No Third Party Beneficiaries: No Right of Reliance

PCL shall have no responsibility or liability for client's use of or reliance on data, information, or reports furnished by PCL. Client is securing services hereunder for his own account, and not as agent or broker, or in any other representative capacity for any other person or entity. It is agreed and acknowledged that there are no third party beneficiaries to this agreement, and that no third party may rely on such data, information or reports. Client represents, warrants, and agrees that said data, information and reports are not requested, or shall be used to relied upon, in connection with or as part of, the purchase, sale, underwriting, or distribution of any securities, any periodic or other reporting to the holders of any security, the securing, amendment, renewal, or extension of any loan from any financial institution or other lender or the certification to or contracting with, directly or indirectly, any governmental agency or department.

15. Rush Analysis

Rush analyses are available for an additional charge and must be arranged in advanced. If, for any unforeseen reason, the rush turnaround time cannot be met, the normal price will apply.

16. Holding Times

PCL cannot be responsible for holding times that are exceeded because of samples that are delivered on weekends or after 3pm on weekdays without prior notification and acceptance. Standard holding times and storage conditions should be reviewed prior to any samples being received by PCL. A list of holding times can be provided to the client if requested. All analyses with holding times of 14 days or less, samples must arrive within 96 hours to allow PCL to meet holding times without applying a rush surcharge. All short holding times, 2-7 days, samples must arrive at the lab within 24 hours before expiration to insure that the holding times can be met. Short Holding Times of 48 hours or less (bacteria is 6 hours) must be delivered that same day in order to guarantee holding times are met. After hours, late delivery, freight company delays or similar issues are subject to additional rush fees and/or the inability to meet holding times. All holding times are in effect as of the publication date of this fee schedule and are subject to change without notice.

17. Sample Retention

All samples are retained for at least thirty (30) days after analysis has been completed. Sample storage for longer periods is by request only. Pre-arranged long term storage is subject to an additional charge. Samples will be discarded at the end of the pre-arranged storage time.

18. Sample Pick Up/Field Tech Sampling

All pick up/sampling fees have been notated on the fee schedule. Reasonable time has been allocated for each pick up or service. Unnecessary delays during the pick up or sampling, might be accessed an additional fee.

Pat-Chem Laboratories
1824 1st Street
San Fernando, CA 91340

CHAIN OF CUSTODY RECORD

Phone (818) 639-5300
Fax (818) 639-5306

Environmental Sample

Sample I.D.#: 21L0296

Customer: IPC - Integrated Performance Consultants, Inc.		**Project :** (MCC) Daily EFF	
Address: 9297 Research Drive, Irvine CA 92618	**Sampled by:** ERIC MORRIS	**P.O. #:**	
	Report Attention: Ric Vardel / Golan Kfir	**Phone #:** 949-382-9067	

Sample Description	Date Sampled	Time Sampled	# of bottles	Required Tests	Sample Type	Matrix	Bottle Type	Preserve	Field Data (pH / Temperature) pH: ~~Field~~ Lab
EFF	12-12-21	9 00	1	pH, T.Res.Chlorine	Grab	AQ	500ml Plastic	4°C	T.O / 27.2
	"	"	1	Total Coliform, Fecal Coliform	Grab	AQ	Coli Bottle	4°C, ST	

RECEIVED
DEC 12 2021
By

Geotracker EDD:
Logcode: IPCI
Global ID: WDR100000359

Signature	Print Name (Company)	Date	Time
Relinquished by	E. MORRIS IPC	12-12-21	10:40
Received by	Juan V. (PCL)	12/12/21	10:40
Relinquished by	Juan V. (PCL)	12/12	1406
Received by			
Relinquished by			
Received in lab by	DEC 12 2021		1406

Sample Received Checklist

Temperature upon receipt: 4°C

# of bottles agrees with COC?	Yes No
Samples intact?	Yes No
Samples properly preserved?	Yes No
Samples in holding time?	Yes No

Compliance Monitor

Initial Flow _____

Final Flow _____

Sample Type	Preservations
(G) Grab Comp	HC - HCl HS - H_2SO_4
Matrix (AQ) - Water SO -Soil / Sludge OT - Other	HN - HNO_3 HP - H_3PO_4 OH - NaOH
Bottle Type (P) - Plastic G - Amber Glass VOA - 40 ml Vial (Coli) - bacteria	(ST) - Sodium Thiosulfate AA - Ascorbic Acid Al - $AlCl_3$ Cu -$CuSO_4$

Note: Samples are discarded 30 days after results are reported, unless other arrangements are made.

PAT-CHEM
LABORATORIES

QUALITY ANALYTICAL SERVICES SINCE 1987

1824 1st Street
San Fernando, CA 91340
(818) 639-5300 ph
(818) 639-5306 fx
pat-chem.com

Customer: **Integrated Performance Consultants, Inc.**
9297 Research Drive
Irvine CA, 92618

Attention: Ric Vardel
Report Date: 03-Jan-22 15:27
Subject: (MCC) Weekly EFF

Project/P.O.#: (MCC) Weekly EFF

Parameter	Method	QC Batch	RL	Prepared	Analyzed	Result	Notes
EFF (Sample I.D.# : 21L0227-01) Collected: 08-Dec-21 By MA of IPC							
Physical Properties							
Total Suspended Solids	SM2540D	AL10932	1	09-Dec-21	09-Dec-21	**<1 mg/l**	
Inorganic Constituents							
Ammonia as N	EPA 350.1	AL11357	0.10	13-Dec-21	13-Dec-21	**<0.10 mg/l**	
Nitrate as N	EPA 353.2	AL11242	0.50	09-Dec-21	09-Dec-21	**2.95 mg/l**	
Nitrite as N	EPA 353.2	AL11242	0.05	09-Dec-21	09-Dec-21	**<0.05 mg/l**	
Total Kjeldahl Nitrogen	EPA 351.2	AL13119	0.20	31-Dec-21	03-Jan-22	**0.92 mg/l**	
EFF (Sample I.D.# : 21L0227-02) Collected: 07-Dec-21 By MA of IPC							
Aggregate Organic Constituents							
Biochemical Oxygen Demand	SM 5210B	AL10929	2	09-Dec-21	14-Dec-21	**2 mg/l**	

Notes and Definitions

RL Reporting Limit - The lowest amount of a constituent that can be reliably quantified and reported.

Respectfully Submitted,

Stephen Sakai 1/3/2022
Lab Director

Pat-Chem Laboratories
1824 1st Street
San Fernando, CA 91340

CHAIN OF CUSTODY RECORD

Phone (818) 639-5300
Fax (818) 639-5306

Environmental Sample

Sample I.D.#: 21L0227

(MCC) Weekly EFF

Customer: IPC - Integrated Performance Consultants, Inc.		Project :	
Address: 9297 Research Drive Irvine CA 92618	Sampled by: Ric Vardel / Golan Kfir	P.O. #: 949-382-9067	
	Report Attention: Carlos Alvarez	Phone #:	

Sample Description	Date Sampled	Time Sampled	# of bottles	Required Tests	Sample Type	Matrix	Bottle Type	Preserve	Field Data (pH / Temperature) pH: Field Lab
EFF				TSS	Grab	AQ	1-Liter-Plastic	4°C	
	12/08/21	1210	1	Ammonia, TKN	Grab	AQ	500ml Plastic	4°C	
	1	1	1	Nitrate, Nitrite	Grab	AQ	250ml Plastic	4°C	
	12/07/21	0000	1	BOD	Comp	AQ	1-Liter-Plastic	4°C	

RECEIVED
DEC 08 2021
By

Geotracker EDD:
Logcode: IPCI
Global ID: WDR100000359

	Signature	Print Name (Company)	Date	Time
Relinquished by		Carlos Alvarez (IPC)	12/08/21	1220
Received by		Richard M. PCL	12/8/21	1820
Relinquished by		Richard M PCL	12/8/21	1705
Received by				
Relinquished by				
Received in lab by			DEC 08 2021	1705

Sample Received Checklist

Temperature upon receipt: 4°C

# of bottles agrees with COC?	Yes	No
Samples intact?	Yes	No
Samples properly preserved?	Yes	No
Samples in holding time?	Yes	No

Compliance Monitor

Initial Flow _____

Final Flow _____

Sample Type
Grab
Comp

Matrix
AQ - Water
SO -Soil / Sludge
OT - Other

Bottle Type
P - Plastic
G - Amber Glass
VOA - 40 ml Vial
Coli - bacteria

Preservations
HC - HCl
HS - H_2SO_4
HN - HNO_3
HP - H_3PO_4
OH - NaOH
ST - Sodium Thiosulfate
AA - Ascorbic Acid
AI - $AlCl_3$
Cu -$CuSO_4$

Note: Samples are discarded 30 days after results are reported, unless other arrangements are made.

Rev 2 Effective 5/1/17

PAT-CHEM LABORATORIES
QUALITY ANALYTICAL SERVICES SINCE 1987
1824 1st Street
San Fernando, CA 91340
(818) 639-5300 ph
(818) 639-5306 fx
pat-chem.com

Customer: **Integrated Performance Consultants, Inc.**
9297 Research Drive
Irvine CA, 92618

Attention: Ric Vardel
Report Date: 01-Jan-22 13:37
Subject: (MCC) Daily EFF

Project/P.O.#: (MCC) Daily EFF

Parameter	Method	QC Batch	RL	Prepared	Analyzed	Result	Notes
EFF (Sample I.D.# : 21L0313-01) Collected: 13-Dec-21 By DH of IPC							
Microbiological							
Fecal Coliforms	SM 9221E	AL11358	1.8	13-Dec-21	15-Dec-21	**<1.8 MPN/100 ml**	
Total Coliforms	SM 9221B	AL11358	1.8	13-Dec-21	15-Dec-21	**<1.8 MPN/100 ml**	
Inorganic Constituents							
pH	SM 4500H-B	AL11453	0.1	13-Dec-21	13-Dec-21	**7.3 pH Units**	
Residual Chlorine	SM 4500Cl-G	AL11364	0.05	13-Dec-21	13-Dec-21	**0.12 mg/l**	
EFF (Sample I.D.# : 21L0373-01) Collected: 14-Dec-21 By EM of IPC							
Microbiological							
Fecal Coliforms	SM 9221E	AL11543	1.8	15-Dec-21	17-Dec-21	**<1.8 MPN/100 ml**	
Total Coliforms	SM 9221B	AL11543	1.8	15-Dec-21	17-Dec-21	**<1.8 MPN/100 ml**	
Inorganic Constituents							
pH	SM 4500H-B	AL11646	0.1	14-Dec-21	14-Dec-21	**7.2 pH Units**	
Residual Chlorine	SM 4500Cl-G	AL11554	0.05	15-Dec-21	15-Dec-21	**0.10 mg/l**	
EFF (Sample I.D.# : 21L0416-01) Collected: 15-Dec-21 By CA of IPC							
Microbiological							
Fecal Coliforms	SM 9221E	AL11543	1.8	15-Dec-21	17-Dec-21	**<1.8 MPN/100 ml**	
Total Coliforms	SM 9221B	AL11543	1.8	15-Dec-21	17-Dec-21	**<1.8 MPN/100 ml**	
Inorganic Constituents							
pH	SM 4500H-B	AL11646	0.1	15-Dec-21	15-Dec-21	**7.3 pH Units**	
Residual Chlorine	SM 4500Cl-G	AL11553	0.05	15-Dec-21	15-Dec-21	**0.12 mg/l**	
EFF (Sample I.D.# : 21L0482-01) Collected: 16-Dec-21 By JA of IPC							
Microbiological							
Fecal Coliforms	SM 9221E	AL11637	1.8	16-Dec-21	18-Dec-21	**<1.8 MPN/100 ml**	
Total Coliforms	SM 9221B	AL11637	1.8	16-Dec-21	18-Dec-21	**<1.8 MPN/100 ml**	
Inorganic Constituents							
pH	SM 4500H-B	AL12329	0.1	16-Dec-21	16-Dec-21	**7.4 pH Units**	
Residual Chlorine	SM 4500Cl-G	AL11652	0.05	16-Dec-21	16-Dec-21	**0.12 mg/l**	

Respectfully Submitted,

Stephen Sakai 1/1/2022
Lab Director

PAT-CHEM
LABORATORIES
QUALITY ANALYTICAL SERVICES SINCE 1987
1824 1st Street
San Fernando, CA 91340
(818) 639-5300 ph
(818) 639-5306 fx
pat-chem.com

Customer: **Integrated Performance Consultants, Inc.**
9297 Research Drive
Irvine CA, 92618

Attention: Ric Vardel
Report Date: 01-Jan-22 13:37
Subject: (MCC) Daily EFF

Project/P.O.#: (MCC) Daily EFF

Parameter	Method	QC Batch	RL	Prepared	Analyzed	Result	Notes
EFF (Sample I.D.# : 21L0556-01) Collected: 17-Dec-21 By LW of IPC							
Microbiological							
Fecal Coliforms	SM 9221E	AL11728	1.8	17-Dec-21	19-Dec-21	**<1.8 MPN/100 ml**	
Total Coliforms	SM 9221B	AL11728	1.8	17-Dec-21	19-Dec-21	**<1.8 MPN/100 ml**	
Inorganic Constituents							
pH	SM 4500H-B	AL12329	0.1	17-Dec-21	17-Dec-22	**7.4 pH Units**	
Residual Chlorine	SM 4500Cl-G	AL11734	0.05	17-Dec-21	17-Dec-21	**0.09 mg/l**	

Notes and Definitions

RL Reporting Limit - The lowest amount of a constituent that can be reliably quantified and reported.

Respectfully Submitted,

Stephen Sakai 1/1/2022
Lab Director

Pat-Chem Laboratories
1824 1st Street
San Fernando, CA 91340

CHAIN OF CUSTODY RECORD

Phone (818) 639-5300
Fax (818) 639-5306

Environmental Sample

Sample I.D.#: 2140313

Customer: IPC - Integrated Performance Consultants, Inc.		**Project :** (MCC) Daily EFF	
Address: 9297 Research Drive		**Sampled by:** Daniel Huey	**P.O. #:**
Irvine CA 92618		**Report Attention:** Ric Vardel / Golan Kfir	**Phone #:** 949-382-9067

Sample Description	Date Sampled	Time Sampled	# of bottles	Required Tests	Sample Type	Matrix	Bottle Type	Preserve	Field Data (pH / Temperature) pH: Field / Lab
EFF	12/13/21	1120	1	pH, T.Res.Chlorine	Grab	AQ	500ml Plastic	4°C	7.31/6.8
			1	Total Coliform, Fecal Coliform	Grab	AQ	Coli Bottle	4°C, ST	

RECEIVED
DEC 13 2021
By

Geotracker EDD:
Logcode: IPCI
Global ID: WDR100000359

Signature	Print Name (Company)	Date	Time
Relinquished by: Daniel Huey	Daniel (IPC)	12/13/21	1125
Received by:	Cindy Martinez	12/13/21	1135
Relinquished by:	Cindy Martinez	12/13/21	1330
Received by:			
Relinquished by:			
Received in lab by:	DEC 13 2021		1320

Sample Received Checklist

Temperature upon receipt: 4°C

# of bottles agrees with COC?	Yes No
Samples intact?	Yes No
Samples properly preserved?	Yes No
Samples in holding time?	Yes No

Compliance Monitor

Initial Flow _____

Final Flow _____

Sample Type
Grab
Comp

Matrix
AQ - Water
SO -Soil / Sludge
OT - Other

Bottle Type
P - Plastic
G - Amber Glass
VOA - 40 ml Vial
Coli - bacteria

Preservations
HC - HCl
HS - H_2SO_4
HN - HNO_3
HP - H_3PO_4
OH - NaOH
ST - Sodium Thiosulfate
AA - Ascorbic Acid
AI - $AlCl_3$
Cu -$CuSO_4$

Note: Samples are discarded 30 days after results are reported, unless other arrangements are made.

Rev 2 Effective 5/1/17

Pat-Chem Laboratories
1824 1st Street
San Fernando, CA 91340

CHAIN OF CUSTODY RECORD

Phone (818) 639-5300
Fax (818) 639-5306

Environmental Sample

Sample I.D.#: 2120373

Customer: IPC - Integrated Performance Consultants, Inc.		Project: (MCC) Daily EFF	
Address: 9297 Research Drive		Sampled by: ERIC MORRIS	P.O. #:
Irvine CA 92618		Report Attention: Ric Vardel / Golan Kfir	Phone #: 949-382-9067

Sample Description	Date Sampled	Time Sampled	# of bottles	Required Tests	Sample Type	Matrix	Bottle Type	Preserve	Field Data (pH / Temperature) pH: Field Lab
EFF	12/14/21	1140	1	pH, T.Res.Chlorine	Grab	AQ	500ml Plastic	4°C	7.2/17.2
			1	Total Coliform, Fecal Coliform	Grab	AQ	Coli Bottle	4°C, ST	
Geotracker EDD:									
Logcode: IPCI									
Global ID: WDR100000359									

RECEIVED
DEC 14 2021
By

	Signature	Print Name (Company)	Date	Time
Relinquished by		E. MORRIS IPC	12/14/21	1145
Received by		Courier	12/14/21	2:20
Relinquished by		Cindy Martinez	12/14/21	15:40
Received by				
Relinquished by				
Received in lab by		DEC 14 2021		1540

Sample Received Checklist

Temperature upon receipt: 4°C

# of bottles agrees with COC?	Yes No
Samples intact?	Yes No
Samples properly preserved?	Yes No
Samples in holding time?	Yes No

Compliance Monitor

Initial Flow _____

Final Flow _____

Sample Type	Preservations
Grab	HC - HCl
Comp	HS - H_2SO_4
Matrix	HN - HNO_3
AQ - Water	HP - H_3PO_4
SO - Soil / Sludge	OH - NaOH
OT - Other	ST - Sodium Thiosulfate
Bottle Type	AA - Ascorbic Acid
P - Plastic	Al - $AlCl_3$
G - Amber Glass	Cu - $CuSO_4$
VOA - 40 ml Vial	
Coli - bacteria	

Note: Samples are discarded 30 days after results are reported, unless other arrangements are made.

Rev 2 Effective 5/1/17

Pat-Chem Laboratories (PCL) Terms and Conditions

1. Definitions

"Terms and Conditions" means those Terms and Conditions of sale, including the price schedule, and any additions or amendments hereto which are agreed to in writing. "Client" means the individual or entity who may request laboratory services, consulting or sampling services and his or its heirs, successors, assigns and representatives. "Price Schedule" means Pat-Chem Laboratories (PCL) standard price schedule as such document may be amended or reissued from time to time by PCL.

2. Independent Contractor

PCL acts solely as an independent contractor in performing all services.

3. Orders and Acceptance

PCL offers and will accept orders for services (as defined herein) only under the following General Terms and Conditions (the "Terms"). These Terms shall not apply if PCL and the Client shall have executed a separate agreement in writing which does not incorporate the Terms. No modifications to the Terms shall be valid and binding unless in writing and signed by an authorized representative of the client and PCL.

The client may order services by submitting a written chain of custody (COC) to PCL. Any such order constitutes 1. an acceptance by the client of PCL's offer to do business with the client under the terms and condition and 2. an agreement to be bound by these terms and conditions.

The Client's delivery of samples to PCL or initiation of consulting services constitutes the client's express assent to be governed by these terms and conditions. No contrary or additional terms and conditions expressed in a client's document shall be deemed to become a part of the contract created upon acceptance of the terms and conditions.

For purpose of this agreement, "services" shall mean all work to be performed for the client, including provision of all equipment and materials to be furnished by PCL.

4. Limit of Liability

PCL will perform the services in accordance with the normal standards of workmanship in the profession. Where applicable, PCL will use analytical methodologies which are in substantial conformity with the U.S. Environmental Protection Agency (EPA), CA Waterboard (ELAP), American Society for Testing and Materials (ASTM), Association of Official Analytical Chemists (AOAC), Standard Methods (SM) of the Examination of Water and Wastewater and/or other recognized methodologies. PCL reserves the right to deviate from these methodologies if necessary or appropriate due to the nature or compositions of the samples or otherwise based on the reasonable judgement of PCL. Deviations, if any, will be made on a basis consistent with the recognized standards of the industry and/or PCL-Standard Operating Procedures (SOP) and/or our QA/QC policies. The total liability of PCL, its officers, agents, employees or successors to the client, arising out of or in connection with the services to be provided herein, shall not exceed the invoiced amount for said services. Client's acceptance of a work order and /or proposal releases PCL from any liability in excess of the invoiced amount for the services notwithstanding any provisions to the contrary in any client purchase orders or contracts.

5. Clients Responsibility

Unless PCL personnel performs the sampling, the client shall be responsible for the condition which the samples are collected and for conditions in and about the sampling site and for advising PCL of the same and all information required to enable PCL to perform its services safely and efficiently.

6. Cancellation

Client may cancel any order for services hereunder subject to payment for all services rendered and out-of-pocket expenses incurred up to the date of cancellation in accordance with the applicable Price Schedule.

7. Overriding Agreement

The parties agree that the Terms shall govern performance of Client's initial order and all subsequent orders for additional services, whether placed in writing or verbally, except to the extent the Terms are modified in writing and executed by an authorized representative of both parties.

8. Force Majeure

PCL shall not be responsible for delay or failure to perform the services pursuant to this agreement due to causes beyond its control.

9. Confidentiality

Data and the sample materials provided by client or at client's request and the results obtained by PCL shall be held in confidence (unless such information is generally available to the public or is the public domain or client has filed to pay PCL for all services rendered or is otherwise in breach of the agreement) subject to any disclosure required by law or legal process. PCL shall use the same standard of care it uses in protecting its own confidential data and shall not be responsible for unauthorized disclosure of said data where such standard was observed. PCL reports and information provided therein are for the exclusive use and benefit of client and client agrees there shall be no third party beneficiary of such reports, data or information. Client will not disclose to any third party any information concerning technical information, software programs or other formulations.

10. Hold Harmless

Client releases and shall save, indemnify, defend and hold PCL, its employees, officers, directors, agents, affiliates, subsidiaries and parent harmless from and against any and all liabilities, losses or damages, claims, demands, causes of action, suits and associated expenses including, but not limited to all court fees (the Litigation Expenses) and awards arising in favor of Client or any third party as a result of, and/or in any way occurring incident to arising out of, or in connection with the performance of services by PCL pursuant to this agreement and/or transportation, handling or disposal of client's hazardous materials. 1. Injury, disease or death of persons 2. Loss of, damage to, loss of, or loss of use of property and or 3. Financial loss of every kind of character. This indemnity does not apply to any of the foregoing losses, costs, damages, or injuries cased solely by the gross negligence or willful misconduct of PCL or its employees. Further, this indemnity shall specifically apply to losses, claims damages, actions of every kind and character arising out of or in connection with the negligence of or breach of contract by any indemnified Person, whether actual or alleged, in the performance of services under this agreement. The foregoing indemnities will be in addition to any liability which the client might otherwise have in PCL and the other Indemnified Persons. To the extent necessary under applicable law, client agrees that its indemnity obligation will be supported by available liability insurance coverage to be furnished by client, which insurance shall be in the maximum amounts permitted under applicable law. In no event shall PCL be liable to client for indirect, punitive, special, incidental or consequential damages (including, without limitation, loss of profit or business interruption). Litigation Expenses or other fees (including, without limitation, attorney's fees, court costs, and /or pre or post-judgment interest), or any other expenses or costs incurred by client or any other party in any litigation against or involving PCL or any indemnified person in connection with this agreement or an services provided under this agreement even if client is the prevailing party.

11. Hazardous Substances

For PCL to perform the services requested by client, client will provide and PCL will receive samples materials for analyses such as asbestos, polychlorinated biphenyls bacteria or any other hazardous or toxic material, wastes and substances which are defined, determined or identified as such under federal, state or local laws, rules, PCL policies or regulations (weather now existing or hereafter enacted or promulgated or any judicial or administrative interpretation of any thereof the "Hazardous Materials"). Client understands and agrees that any hazardous material received by PCL from client or at client's request shall remain the property of Client and that upon completion of PCL's services, PCL will dispose of all unused portions of samples as specified by client or by PCL's QA/QC policies. In the event the client does not specify its preferred method of disposal, PCL will return to the client all unused samples which contain Hazardous Materials. PCL reserves the right to charge the client for the disposal of unused samples in accordance with PCL's current sample disposal policy. In addition, all samples received by PCL for any/all bacterial analysis, client will be charged a sample disposal fee, per sample submitted, in accordance with our QA/QC policies and procedures.

12. Prices/Payments

Client shall pay PCL in accordance with PCL's applicable price schedule in effect in the area of operations on the date the services were rendered or with prices quoted and later confirmed in writing. The price schedule is subject to change at any time without notice. Payment in advance or when analysis is completed is required for all new clients or until a history of payment and/or credit account has been established with PCL. For those clients with an established credit account, the terms for payment of charges are NET CASH within thirty (30) days from date of invoices. To the fullest extent permitted (if at all) by applicable law, any amount unpaid at the end of thirty (30) days is subject to interest at the lessor of the maximum rate permitted by law or one and one-half percent (1 5%) per month on the unpaid balances. If unpaid amounts are collected through legal proceedings or by an attorney, the client shall pay reasonable costs and attorney's fees or agents' fees associated with such collection procedure or efforts.

13. Agreement Modification

Changes, modifications or amendments to the terms shall be effective on in writing and executed by an officer of PCL and by clients authorized representative, except that subsequent orders for additional services may be verbal or in writing.

14. No Third Party Beneficiaries: No Right of Reliance

PCL shall have no responsibility or liability for client's use of or reliance on data, information, or reports furnished by PCL. Client is securing services hereunder for his own account, and not as agent or broker, or in any other representative capacity for any other person or entity. It is agreed and acknowledged that there are no third party beneficiaries to this agreement, and that no third party may rely on such data, information or reports. Client represents, warrants, and agrees that said data, information and reports are not requested, or shall be used to relied upon, in connection with or as part of, the purchase, sale, underwriting, or distribution of any securities, any periodic or other reporting to the holders of any security, the securing, amendment, renewal, or extension of any loan from any financial institution or other lender or the certification to or contracting with, directly or indirectly, any governmental agency or department.

15. Rush Analysis

Rush analyses are available for an additional charge and must be arranged in advanced. If, for any unforeseen reason, the rush turnaround time cannot be met, the normal price will apply.

16. Holding Times

PCL cannot be responsible for holding times that are exceeded because of samples that are delivered on weekends or after 3pm on weekdays without prior notification and acceptance. Standard holding times and storage conditions should be reviewed prior to any samples being received by PCL. A list of holding times can be provided to the client if requested. All analyses with holding times of 14 days or less, samples must arrive within 96 hours to allow PCL to meet holding times without applying a rush surcharge. All short holding times, 2-7 days, samples must arrive at the lab within 24 hours before expiration to insure that the holding times can be met. Short Holding Times of 48 hours or less (bacteria is 6 hours) must be delivered that same day in order to guarantee holding times are met. After hours, late delivery, freight company delays or similar issues are subject to additional rush fees and/or the inability to meet holding times. All holding times are in effect as of the publication date of this fee schedule and are subject to change without notice.

17. Sample Retention

All samples are retained for at least thirty (30) days after analysis has been completed. Sample storage for longer periods is by request only. Pre-arranged long term storage is subject to an additional charge. Samples will be discarded at the end of the pre-arranged storage time.

18. Sample Pick Up/Field Tech Sampling

All pick up/sampling fees have been notated on the fee schedule. Reasonable time has been allocated for each pick up or service. Unnecessary delays during the pick up or sampling, might be accessed an additional fee.

Pat-Chem Laboratories
1824 1st Street
San Fernando, CA 91340

CHAIN OF CUSTODY RECORD

Phone (818) 639-5300
Fax (818) 639-5306

Environmental Sample

Sample I.D.#: 2L0416

Customer: IPC - Integrated Performance Consultants, Inc.		**Project :** (MCC) Daily EFF	
Address: 9297 Research Drive	**Sampled by:** Carlos Olvera	**P.O. #:**	
Irvine CA 92618	**Report Attention:** Ric Vardel / Golan Kfir	**Phone #:** 949-382-9067	

Sample Description	Date Sampled	Time Sampled	# of bottles	Required Tests	Sample Type	Matrix	Bottle Type	Preserve	Field Data (pH / Temperature) pH: Field Lab
EFF	12/15/21	1155	1	pH, T.Res.Chlorine	Grab	AQ	500ml Plastic	4°C	7.3/7.8
			1	Total Coliform, Fecal Coliform	Grab	AQ	Coli Bottle	4°C, ST	
1	1	1							
Geotracker EDD:									
Logcode: IPCI									
Global ID: WDR100000359									

RECEIVED
DEC 15 2021
By

	Signature	Print Name (Company)	Date	Time
Relinquished by		Carlos Olvera (Cal)	12/15/21	3:45
Received by		Cindy Wang	12/15/21	3:45
Relinquished by		Cindy Wang	12/15/21	1535
Received by				
Relinquished by				
Received in lab by		DEC 15 2021		1535

Sample Received Checklist

Temperature upon receipt: 4°C
# of bottles agrees with COC? Yes No
Samples intact? Yes No
Samples properly preserved? Yes No
Samples in holding time? Yes No

Compliance Monitor

Initial Flow _____
Final Flow _____

Sample Type
Grab
Comp

Matrix
AQ - Water
SO -Soil / Sludge
OT - Other

Bottle Type
P - Plastic
G - Amber Glass
VOA - 40 ml Vial
Coli - bacteria

Preservations
HC - HCl
HS - H_2SO_4
HN - HNO_3
HP - H_3PO_4
SH - NaOH
ST - Sodium Thiosulfate
AA - Ascorbic Acid
AI - $AlCl_3$
Cu - $CuSO_4$

Note: Samples are discarded 30 days after results are reported, unless other arrangements are made.

Pat-Chem Laboratories (PCL) Terms and Conditions

1. Definitions

"Terms and Conditions" means those Terms and Conditions of sale, including the price schedule, and any additions or amendments hereto which are agreed to in writing. "Client" means the individual or entity who may request laboratory services, consulting or sampling services and his or its heirs, successors, assigns and representatives. "Price Schedule" means Pat-Chem Laboratories (PCL) standard price schedule as such document may be amended or reissued from time to time by PCL.

2. Independent Contractor

PCL acts solely as an independent contractor in performing all services.

3. Orders and Acceptance

PCL offers and will accept orders for services (as defined herein) only under the following General Terms and Conditions (the "Terms"). These Terms shall not apply if PCL and the Client shall have executed a separate agreement in writing which does not incorporate the Terms. No modifications to the Terms shall be valid and binding unless in writing and signed by an authorized representative of the client and PCL.

The client may order services by submitting a written chain of custody (COC) to PCL. Any such order constitutes 1. an acceptance by the client of PCL's offer to do business with the client under the terms and condition and 2. an agreement to be bound by these terms and conditions

The Client's delivery of samples to PCL or initiation of consulting services constitutes the client's express assent to be governed by these terms and conditions. No contrary or additional terms and conditions expressed in a client's document shall be deemed to become a part of the contract created upon acceptance of the terms and conditions.

For purpose of this agreement, "services" shall mean all work to be performed for the client, including provision of all equipment and materials to be furnished by PCL.

4. Limit of Liability

PCL will perform the services in accordance with the normal standards of workmanship in the profession. Where applicable, PCL will use analytical methodologies which are in substantial conformity with the U.S. Environmental Protection Agency (EPA), CA Waterboard (ELAP), American Society for Testing and Materials (ASTM), Association of Official Analytical Chemists (AOAC), Standard Methods (SM) of the Examination of Water and Wastewater and/or other recognized methodologies. PCL reserves the right to deviate from these methodologies if necessary or appropriate due to the nature or compositions of the samples or otherwise based on the reasonable judgement of PCL. Deviations, if any, will be made on a basis consistent with the recognized standards of the industry and/or PCL Standard Operating Procedures (SOP) and/or our QA/QC policies. The total liability of PCL, its officers, agents, employees or successors to the client, arising out of or in connection with the services to be provided herein, shall not exceed the invoiced amount for said services. Client's acceptance of a work order and /or proposal releases PCL from any liability in excess of the invoiced amount for the services notwithstanding any provisions to the contrary in any client purchase orders or contracts.

5. Clients Responsibility

Unless PCL personnel performs the sampling, the client shall be responsible for the condition which the samples are collected and for conditions in and about the sampling site and for advising PCL of the same and all information required to enable PCL to perform its services safely and efficiently.

6. Cancellation

Client may cancel any order for services hereunder subject to payment for all services rendered and out-of-pocket expenses incurred up to the date of cancellation in accordance with the applicable Price Schedule.

7. Overriding Agreement

The parties agree that the Terms shall govern performance of Client's initial order and all subsequent orders for additional services, whether placed in writing or verbally, except to the extent the Terms are modified in writing and executed by an authorized representative of both parties.

8. Force Majeure

PCL shall not be responsible for delay or failure to perform the services pursuant to this agreement due to causes beyond its control.

9. Confidentiality

Data and the sample materials provided by client or at client's request and the results obtained by PCL shall be held in confidence (unless such information is generally available to the public or is the public domain or client has filed to pay PCL for all services rendered or is otherwise in breach of the agreement) subject to any disclosure required by law or legal process. PCL shall use the same standard of care it uses in protecting its own confidential data and shall not be responsible for unauthorized disclosure of said data where such standard was observed. PCL reports and information provided therein are for the exclusive use and benefit of client and client agrees there shall be no third party beneficiary of such reports, data or information. Client will not disclose to any third party any information concerning technical information, software programs or other formulations.

10. Hold Harmless

Client releases and shall save, indemnify, defend and hold PCL, its employees, officers, directors, agents, affiliates, subsidiaries and parent harmless from and against any and all liabilities, losses or damages, claims, demands, causes of action, suits and associated expenses including, but not limited to all court fees (the Litigation Expenses) and awards arising in favor of Client or any third party as a result of, and/or in any way occurring incident to arising out of, or in connection with the performance of services by PCL pursuant to this agreement and/or transportation, handling or disposal of client's hazardous materials. 1. Injury, disease or death of persons 2. Loss of, damage to, loss of, or loss of use of property and or 3. Financial loss of every kind of character. This indemnity does not apply to any of the foregoing losses, costs, damages, or injuries cased solely by the gross negligence or willful misconduct of PCL or its employees. Further, this indemnity shall specifically apply to losses, claims damages, actions of every kind and character arising out of or in connection with the negligence of or breach of contract by any indemnified Person, whether actual or alleged, in the performance of services under this agreement. The foregoing indemnities will be in addition to any liability which the client might otherwise have in PCL and the other Indemnified Persons. To the extent necessary under applicable law, client agrees that its indemnity obligation will be supported by available liability insurance coverage to be furnished by client, which insurance shall be in the maximum amounts permitted under applicable law. In no event shall PCL be liable to client for indirect, punitive, special, incidental or consequential damages (including, without limitation, loss of profit or business interruption). Litigation Expenses or other fees (including, without limitation, attorney's fees, court costs, and /or pre or post-judgment interest), or any other expenses or costs incurred by client or any other party in any litigation against or involving PCL or any indemnified person in connection with this agreement or an services provided under this agreement even if client is the prevailing party.

11. Hazardous Substances

For PCL to perform the services requested by client, client will provide and PCL will receive samples materials for analyses such as asbestos, polychlorinated biphenyls, bacteria or any other hazardous or toxic material, wastes and substances which are defined, determined or identified as such under federal, state or local laws, rules PCL policies or regulations (weather now existing or hereafter enacted or promulgated or any judicial or administrative interpretation of any thereof the "Hazardous Materials") Client understands and agrees that any hazardous material received by PCL from client or at client's request shall remain the property of Client and that upon completion of PCL's services, PCL will dispose of all unused portions of samples as specified by client or by PCL's QA/QC policies. In the event the client does not specify its preferred method of disposal, PCL will return to the client all unused samples which contain Hazardous Materials. PCL reserves the right to charge the client for the disposal of unused samples in accordance with PCL's current sample disposal policy. In addition, all samples received by PCL for any/all bacterial analysis, client will be charged a sample disposal fee, per sample submitted, in accordance with our QA/QC policies and procedures.

12. Prices/Payments

Client shall pay PCL in accordance with PCL's applicable price schedule in effect in the area of operations on the date the services were rendered or with prices quoted and later confirmed in writing. The price schedule is subject to change at any time without notice. Payment in advance or when analysis is completed is required for all new clients or until a history of payment and/or credit account has been established with PCL. For those clients with an established credit account, the terms for payment of charges are NET CASH within thirty (30) days from date of invoices. To the fullest extent permitted (if at all) by applicable law, any amount unpaid at the end of thirty (30) days is subject to interest at the lessor of the maximum rate permitted by law or one and one-half percent (1.5%) per month on the unpaid balances. If unpaid amounts are collected through legal proceedings or by an attorney, the client shall pay reasonable costs and attorney's fees or agents' fees associated with such collection procedure or efforts.

13. Agreement Modification

Changes, modifications or amendments to the terms shall be effective on in writing and executed by an officer of PCL and by clients authorized representative, except that subsequent orders for additional services may be verbal or in writing.

14. No Third Party Beneficiaries: No Right of Reliance

PCL shall have no responsibility or liability for client's use of or reliance on data, information, or reports furnished by PCL. Client is securing services hereunder for his own account, and not as agent or broker, or in any other representative capacity for any other person or entity. It is agreed and acknowledged that there are no third party beneficiaries to this agreement, and that no third party may rely on such data, information or reports. Client represents, warrants, and agrees that said data, information and reports are not requested, or shall be used to relied upon, in connection with or as part of, the purchase, sale, underwriting, or distribution of any securities, any periodic or other reporting to the holders of any security, the securing, amendment, renewal, or extension of any loan from any financial institution or other lender or the certification to or contracting with, directly or indirectly, any governmental agency or department.

15. Rush Analysis

Rush analyses are available for an additional charge and must be arranged in advanced. If, for any unforeseen reason, the rush turnaround time cannot be met, the normal price will apply.

16. Holding Times

PCL cannot be responsible for holding times that are exceeded because of samples that are delivered on weekends or after 3pm on weekdays without prior notification and acceptance. Standard holding times and storage conditions should be reviewed prior to any samples being received by PCL. A list of holding times can be provided to the client if requested. All analyses with holding times of 14 days or less, samples must arrive within 96 hours to allow PCL to meet holding times without applying a rush surcharge. All short holding times, 2-7 days, samples must arrive at the lab within 24 hours before expiration to insure that the holding times can be met. Short Holding Times of 48 hours or less (bacteria is 6 hours) must be delivered that same day in order to guarantee holding times are met. After hours, late delivery, freight company delays or similar issues are subject to additional rush fees and/or the inability to meet holding times. All holding times are in effect as of the publication date of this fee schedule and are subject to change without notice.

17. Sample Retention

All samples are retained for at least thirty (30) days after analysis has been completed. Sample storage for longer periods is by request only. Pre-arranged long term storage is subject to an additional charge. Samples will be discarded at the end of the pre-arranged storage time.

18. Sample Pick Up/Field Tech Sampling

All pick up/sampling fees have been notated on the fee schedule. Reasonable time has been allocated for each pick up or service. Unnecessary delays during the pick up or sampling, might be accessed an additional fee.

Pat-Chem Laboratories
1824 1st Street
San Fernando, CA 91340

CHAIN OF CUSTODY RECORD

Phone (818) 639-5300
Fax (818) 639-5306

Environmental Sample

Sample I.D.#: 2140482

Customer: IPC - Integrated Performance Consultants, Inc.		**Project :** (MCC) Daily EFF	
Address: 9297 Research Drive		**Sampled by:** Jesus Avalos.	**P.O. #:**
Irvine CA 92618		**Report Attention:** Ric Vardel / Golan Kfir	**Phone #:** 949-382-9067

Sample Description	Date Sampled	Time Sampled	# of bottles	Required Tests	Sample Type	Matrix	Bottle Type	Preserve	Field Data (pH / Temperature) pH: Field Lab
EFF	12/16/21	10:40	1	pH, T.Res.Chlorine	Grab	AQ	500ml Plastic	4°C	7.36/15°C
"	"	"	1	Total Coliform, Fecal Coliform	Grab	AQ	Coli Bottle	4°C, ST	

RECEIVED
DEC 16 2021
By

Geotracker EDD:
Logcode: IPCI
Global ID: WDR100000359

Signature	Print Name (Company)	Date	Time
Relinquished by: Jesus Avalos	Jesus Avalos (IPC)	12/16/21	11:15
Received by:	MARIO SANTESTEBAN (PCL)	12/16/21	1530
Relinquished by:	MARIO SANTESTEBAN (PCL)	12/16/21	1830
Received by:			
Relinquished by:			
Received in lab by:	DEC 16 2021		1870

Sample Received Checklist

Temperature upon receipt: 4°C
# of bottles agrees with COC? (Yes) No
Samples intact? (Yes) No
Samples properly preserved? (Yes) No
Samples in holding time? (Yes) No

Compliance Monitor

Initial Flow _____
Final Flow _____

Sample Type
(Grab)
Comp

Matrix
(AQ) - Water
SO -Soil / Sludge
OT - Other

Bottle Type
(P) - Plastic
G - Amber Glass
VOA - 40 ml Vial
Coli - bacteria

Preservations
HC - HCl
HS - H_2SO_4
HN - HNO_3
HP - H_3PO_4
OH - NaOH
(ST) Sodium Thiosulfate
AA - Ascorbic Acid
Al - $AlCl_3$
Cu - $CuSO_4$

Note: Samples are discarded 30 days after results are reported, unless other arrangements are made.

Pat-Chem Laboratories (PCL) Terms and Conditions

1. Definitions

"Terms and Conditions" means those Terms and Conditions of sale, including the price schedule, and any additions or amendments hereto which are agreed to in writing. "Client" means the individual or entity who may request laboratory services, consulting or sampling services and his or its heirs, successors, assigns and representatives. "Price Schedule" means Pat-Chem Laboratories (PCL) standard price schedule as such document may be amended or reissued from time to time by PCL.

2. Independent Contractor

PCL acts solely as an independent contractor in performing all services.

3. Orders and Acceptance

PCL offers and will accept orders for services (as defined herein) only under the following General Terms and Conditions (the "Terms"). These Terms shall not apply if PCL and the Client shall have executed a separate agreement in writing which does not incorporate the Terms. No modifications to the Terms shall be valid and binding unless in writing and signed by an authorized representative of the client and PCL.

The client may order services by submitting a written chain of custody (COC) to PCL. Any such order constitutes 1. an acceptance by the client of PCL's offer to do business with the client under the terms and condition and 2. an agreement to be bound by these terms and conditions.

The Client's delivery of samples to PCL or initiation of consulting services constitutes the client's express assent to be governed by these terms and conditions. No contrary or additional terms and conditions expressed in a client's document shall be deemed to become a part of the contract created upon acceptance of the terms and conditions.

For purpose of this agreement, "services" shall mean all work to be performed for the client, including provision of all equipment and materials to be furnished by PCL.

4. Limit of Liability

PCL will perform the services in accordance with the normal standards of workmanship in the profession. Where applicable, PCL will use analytical methodologies which are in substantial conformity with the U.S. Environmental Protection Agency (EPA), CA Waterboard (ELAP), American Society for Testing and Materials (ASTM), Association of Official Analytical Chemists (AOAC), Standard Methods (SM) of the Examination of Water and Wastewater and/or other recognized methodologies. PCL reserves the right to deviate from these methodologies if necessary or appropriate due to the nature or compositions of the samples or otherwise based on the reasonable judgement of PCL. Deviations, if any, will be made on a basis consistent with the recognized standards of the industry and/or PCL Standard Operating Procedures (SOP) and/or our QA/QC policies. The total liability of PCL, its officers, agents, employees or successors to the client, arising out of or in connection with the services to be provided herein, shall not exceed the invoiced amount for said services. Client's acceptance of a work order and /or proposal releases PCL from any liability in excess of the invoiced amount for the services notwithstanding any provisions to the contrary in any client purchase orders or contracts.

5. Clients Responsibility

Unless PCL personnel performs the sampling, the client shall be responsible for the condition which the samples are collected and for conditions in and about the sampling site and for advising PCL of the same and all information required to enable PCL to perform its services safely and efficiently.

6. Cancellation

Client may cancel any order for services hereunder subject to payment for all services rendered and out-of-pocket expenses incurred up to the date of cancellation in accordance with the applicable Price Schedule.

7. Overriding Agreement

The parties agree that the Terms shall govern performance of Client's initial order and all subsequent orders for additional services, whether placed in writing or verbally, except to the extent the Terms are modified in writing and executed by an authorized representative of both parties.

8. Force Majeure

PCL shall not be responsible for delay or failure to perform the services pursuant to this agreement due to causes beyond its control.

9. Confidentiality

Data and the sample materials provided by client or at client's request and the results obtained by PCL shall be held in confidence (unless such information is generally available to the public or is the public domain or client has filed to pay PCL for all services rendered or is otherwise in breach of the agreement) subject to any disclosure required by law or legal process. PCL shall use the same standard of care it uses in protecting its own confidential data and shall not be responsible for unauthorized disclosure of said data where such standard was observed. PCL reports and information provided therein are for the exclusive use and benefit of client and client agrees there shall be no third party beneficiary of such reports, data or information. Client will not disclose to any third party any information concerning technical information, software programs or other formulations.

10. Hold Harmless

Client releases and shall save, indemnify, defend and hold PCL, its employees, officers, directors, agents, affiliates, subsidiaries and parent harmless from and against any and all liabilities, losses or damages, claims, demands, causes of action, suits and associated expenses including, but not limited to all court fees (the Litigation Expenses) and awards arising in favor of Client or any third party as a result of, and/or in any way occurring incident to arising out of, or in connection with the performance of services by PCL pursuant to this agreement and/or transportation, handling or disposal of client's hazardous materials. 1. Injury, disease or death of persons 2. Loss of, damage to, loss of, or loss of use of property and or 3. Financial loss of every kind of character. This indemnity does not apply to any of the foregoing losses, costs, damages, or injuries cased solely by the gross negligence or willful misconduct of PCL or its employees. Further, this indemnity shall specifically apply to losses, claims damages, actions of every kind and character arising out of or in connection with the negligence of or breach of contract by any indemnified Person, whether actual or alleged, in the performance of services under this agreement. The foregoing indemnities will be in addition to any liability which the client might otherwise have in PCL and the other Indemnified Persons. To the extent necessary under applicable law, client agrees that its indemnity obligation will be supported by available liability insurance coverage to be furnished by client, which insurance shall be in the maximum amounts permitted under applicable law. In no event shall PCL be liable to client for indirect, punitive, special, incidental or consequential damages (including, without limitation, loss of profit or business interruption). Litigation Expenses or other fees (including, without limitation, attorney's fees, court costs, and /or pre or post-judgment interest), or any other expenses or costs incurred by client or any other party in any litigation against or involving PCL or any indemnified person in connection with this agreement or an services provided under this agreement even if client is the prevailing party.

11. Hazardous Substances

For PCL to perform the services requested by client, client will provide and PCL will receive samples/materials for analyses such as asbestos, polychlorinated biphenyls, bacteria or any other hazardous or toxic material, wastes and substances which are defined, determined or identified as such under federal, state or local laws, rules, PCL policies or regulations (weather now existing or hereafter enacted or promulgated or any judicial or administrative interpretation of any thereof the "Hazardous Materials") Client understands and agrees that any hazardous material received by PCL from client or at client's request shall remain the property of Client and that upon completion of PCL's services, PCL will dispose of all unused portions of samples as specified by client or by PCL's QA/QC policies. In the event the client does not specify its preferred method of disposal, PCL will return to the client all unused samples which contain Hazardous Materials. PCL reserves the right to charge the client for the disposal of unused samples in accordance with PCL's current sample disposal policy. In addition, all samples received by PCL for any/all bacterial analysis, client will be charged a sample disposal fee, per sample submitted, in accordance with our QA/QC policies and procedures.

12. Prices/Payments

Client shall pay PCL in accordance with PCL's applicable price schedule in effect in the area of operations on the date the services were rendered or with prices quoted and later confirmed in writing. The price schedule is subject to change at any time without notice. Payment in advance or when analysis is completed is required for all new clients or until a history of payment and/or credit account has been established with PCL. For those clients with an established credit account, the terms for payment of charges are NET CASH within thirty (30) days from date of invoices. To the fullest extent permitted (if at all) by applicable law, any amount unpaid at the end of thirty (30) days is subject to interest at the lessor of the maximum rate permitted by law or one and one-half percent (1 ½) per month on the unpaid balances. If unpaid amounts are collected through legal proceedings or by an attorney, the client shall pay reasonable costs and attorney's fees or agents' fees associated with such collection procedure or efforts.

13. Agreement Modification

Changes, modifications or amendments to the terms shall be effective on in writing and executed by an officer of PCL and by clients authorized representative, except that subsequent orders for additional services may be verbal or in writing.

14. No Third Party Beneficiaries: No Right of Reliance

PCL shall have no responsibility or liability for client's use of or reliance on data, information, or reports furnished by PCL. Client is securing services hereunder for his own account, and not as agent or broker, or in any other representative capacity for any other person or entity. It is agreed and acknowledged that there are no third party beneficiaries to this agreement, and that no third party may rely on such data, information or reports. Client represents, warrants, and agrees that said data, information and reports are not requested, or shall be used to relied upon in connection with or as part of, the purchase, sale, underwriting, or distribution of any securities. Any periodic or other reporting to the holders of any security, the securing, amendment, renewal, or extension of any loan from any financial institution or other lender or the certification to or contracting with, directly or indirectly, any governmental agency or department.

15. Rush Analysis

Rush analyses are available for an additional charge and must be arranged in advanced. If, for any unforeseen reason, the rush turnaround time cannot be met, the normal price will apply.

16. Holding Times

PCL cannot be responsible for holding times that are exceeded because of samples that are delivered on weekends or after 3pm on weekdays without prior notification and acceptance. Standard holding times and storage conditions should be reviewed prior to any samples being received by PCL. A list of holding times can be provided to the client if requested. All analyses with holding times of 14 days or less, samples must arrive within 96 hours to allow PCL to meet holding times without applying a rush surcharge. All short holding times, 2-7 days, samples must arrive at the lab within 24 hours before expiration to insure that the holding times can be met. Short Holding Times of 48 hours or less (bacteria is 6 hours) must be delivered that same day in order to guarantee holding times are met. After hours, late delivery, freight company delays or similar issues are subject to additional rush fees and/or the inability to meet holding times. All holding times are in effect as of the publication date of this fee schedule and are subject to change without notice.

17. Sample Retention

All samples are retained for at least thirty (30) days after analysis has been completed. Sample storage for longer periods is by request only. Pre-arranged long term storage is subject to an additional charge. Samples will be discarded at the end of the pre-arranged storage time.

18. Sample Pick Up/Field Tech Sampling

All pick up/sampling fees have been notated on the fee schedule. Reasonable time has been allocated for each pick up or service. Unnecessary delays during the pick up or sampling, might be accessed an additional fee.

Pat-Chem Laboratories
1824 1st Street
San Fernando, CA 91340

CHAIN OF CUSTODY RECORD

Phone (818) 639-5300
Fax (818) 639-5306

Environmental Sample

Sample I.D.#: 21L0556

Customer:	IPC - Integrated Performance Consultants, Inc.	**Project :**	(MCC) Daily EFF
Address:	9297 Research Drive	**Sampled by:**	Luke Watson
	Irvine CA 92618	**Report Attention:**	Ric Vardel / Golan Kfir
		P.O. #:	
		Phone #:	949-382-9067

Sample Description	Date Sampled	Time Sampled	# of bottles	Required Tests	Sample Type	Matrix	Bottle Type	Preserve	Field Data (pH / Temperature) pH: Field Lab
EFF	12-17-21	11:05	1	pH, T.Res.Chlorine	Grab	AQ	500ml Plastic	4°C	
	12-17-21	11:05	1	Total Coliform, Fecal Coliform	Grab	AQ	Coli Bottle	4°C, ST	
Geotracker EDD:									
Logcode: IPCI									
Global ID: WDR100000359									

RECEIVED
DEC 17 2021
By

Signature	Print Name (Company)	Date	Time
Relinquished by	Luke Watson (IPC)	12-17-21	11:15
Received by	Cindy Monroy	12-17-21	1455
Relinquished by	Cindy Monroy	12/17/21	2:55
Received by			
Relinquished by			
Received in lab by	DEC 17 2021		1455

Sample Received Checklist

Temperature upon receipt: 4°C

# of bottles agrees with COC?	Yes	No
Samples intact?	Yes	No
Samples properly preserved?	Yes	No
Samples in holding time?	Yes	No

Compliance Monitor

Initial Flow _____

Final Flow _____

Sample Type
Grab
Comp

Matrix
AQ - Water
SO -Soil / Sludge
OT - Other

Bottle Type
P - Plastic
G - Amber Glass
VOA - 40 ml Vial
Coli - bacteria

Preservations
HC - HCl
HS - H_2SO_4
HN - HNO_3
HP - H_3PO_4
OH - NaOH
ST - Sodium Thiosulfate
AA - Ascorbic Acid
AI - $AlCl_3$
Cu - $CuSO_4$

Note: Samples are discarded 30 days after results are reported, unless other arrangements are made.

Pat-Chem Laboratories (PCL) Terms and Conditions

1. Definitions

"Terms and Conditions" means those Terms and Conditions of sale, including the price schedule, and any additions or amendments hereto which are agreed to in writing. "Client" means the individual or entity who may request laboratory services, consulting or sampling services and his or its heirs, successors, assigns and representatives. "Price Schedule" means Pat-Chem Laboratories (PCL) standard price schedule as such document may be amended or reissued from time to time by PCL.

2. Independent Contractor

PCL acts solely as an independent contractor in performing all services.

3. Orders and Acceptance

PCL offers and will accept orders for services (as defined herein) only under the following General Terms and Conditions (the "Terms"). These Terms shall not apply if PCL and the Client shall have executed a separate agreement in writing which does not incorporate the Terms. No modifications to the Terms shall be valid and binding unless in writing and signed by an authorized representative of the client and PCL.

The client may order services by submitting a written chain of custody (COC) to PCL. Any such order constitutes 1. an acceptance by the client of PCL's offer to do business with the client under the terms and condition and 2. an agreement to be bound by these terms and conditions.

The Client's delivery of samples to PCL or initiation of consulting services constitutes the client's express assent to be governed by these terms and conditions. No contrary or additional terms and conditions expressed in a client's document shall be deemed to become a part of the contract created upon acceptance of the terms and conditions.

For purpose of this agreement, "services" shall mean all work to be performed for the client, including provision of all equipment and materials to be furnished by PCL.

4. Limit of Liability

PCL will perform the services in accordance with the normal standards of workmanship in the profession. Where applicable, PCL will use analytical methodologies which are in substantial conformity with the U.S. Environmental Protection Agency (EPA), CA Waterboard (ELAP), American Society for Testing and Materials (ASTM), Association of Official Analytical Chemists (AOAC), Standard Methods (SM) of the Examination of Water and Wastewater and/or other recognized methodologies. PCL reserves the right to deviate from these methodologies if necessary or appropriate due to the nature or compositions of the samples or otherwise based on the reasonable judgement of PCL. Deviations, if any, will be made on a basis consistent with the recognized standards of the industry and/or PCL Standard Operating Procedures (SOP) and/or our QA/QC policies. The total liability of PCL, its officers, agents, employees or successors to the client, arising out of or in connection with the services to be provided herein, shall not exceed the invoiced amount for said services. Client's acceptance of a work order and /or proposal releases PCL from any liability in excess of the invoiced amount for the services notwithstanding any provisions to the contrary in any client purchase orders or contracts.

5. Clients Responsibility

Unless PCL personnel performs the sampling, the client shall be responsible for the condition which the samples are collected and for conditions in and about the sampling site and for advising PCL of the same and all information required to enable PCL to perform its services safely and efficiently.

6. Cancellation

Client may cancel any order for services hereunder subject to payment for all services rendered and out-of-pocket expenses incurred up to the date of cancellation in accordance with the applicable Price Schedule.

7. Overriding Agreement

The parties agree that the Terms shall govern performance of Client's initial order and all subsequent orders for additional services, whether placed in writing or verbally, except to the extent the Terms are modified in writing and executed by an authorized representative of both parties.

8. Force Majeure

PCL shall not be responsible for delay or failure to perform the services pursuant to this agreement due to causes beyond its control.

9. Confidentiality

Data and the sample materials provided by client or at client's request and the results obtained by PCL shall be held in confidence (unless such information is generally available to the public or is the public domain or client has filed to pay PCL for all services rendered or is otherwise in breach of the agreement) subject to any disclosure required by law or legal process. PCL shall use the same standard of care it uses in protecting its own confidential data and shall not be responsible for unauthorized disclosure of said data where such standard was observed. PCL reports and information provided therein are for the exclusive use and benefit of client and client agrees there shall be no third party beneficiary of such reports, data or information. Client will not disclose to any third party any information concerning technical information, software programs or other formulations.

10. Hold Harmless

Client releases and shall save, indemnify, defend and hold PCL, its employees, officers, directors, agents, affiliates, subsidiaries and parent harmless from and against any and all liabilities, losses or damages, claims, demands, causes of action, suits and associated expenses including, but not limited to all court fees (the Litigation Expenses) and awards arising in favor of Client or any third party as a result of, and/or in any way occurring incident to arising out of, or in connection with the performance of services by PCL pursuant to this agreement and/or transportation, handling or disposal of client's hazardous materials. 1. Injury, disease or death of persons 2. Loss of, damage to, loss of, or loss of use of property and or 3. Financial loss of every kind of character. This indemnity does not apply to any of the foregoing losses, costs, damages, or injuries cased solely by the gross negligence or willful misconduct of PCL or its employees. Further, this indemnity shall specifically apply to losses, claims damages, actions of every kind and character arising out of or in connection with the negligence of or breach of contract by any indemnified Person, whether actual or alleged, in the performance of services under this agreement. The foregoing indemnities will be in addition to any liability which the client might otherwise have in PCL and the other Indemnified Persons. To the extent necessary under applicable law, client agrees that its indemnity obligation will be supported by available liability insurance coverage to be furnished by client, which insurance shall be in the maximum amounts permitted under applicable law. In no event shall PCL be liable to client for indirect, punitive, special, incidental or consequential damages (including, without limitation, loss of profit or business interruption). Litigation Expenses or other fees (including, without limitation, attorney's fees, court costs, and /or pre or post-judgment interest), or any other expenses or costs incurred by client or any other party in any litigation against or involving PCL or any indemnified person in connection with this agreement or an services provided under this agreement even if client is the prevailing party.

11. Hazardous Substances

For PCL to perform the services requested by client, client will provide and PCL will receive samples materials for analyses such as asbestos, polychlorinated biphenyls, bacteria or any other hazardous or toxic material, wastes and substances which are defined, determined or identified as such under federal, state or local laws, rules, PCL policies or regulations (weather now existing or hereafter enacted or promulgated or any judicial or administrative interpretation of any thereof the "Hazardous Materials") Client understands and agrees that any hazardous material received by PCL from client or at client's request shall remain the property of Client and that upon completion of PCL's services, PCL will dispose of all unused portions of samples as specified by client or by PCL's QA/QC policies. In the event the client does not specify its preferred method of disposal, PCL will return to the client all unused samples which contain Hazardous Materials. PCL reserves the right to charge the client for the disposal of unused samples in accordance with PCL's current sample disposal policy. In addition, all samples received by PCL for any/all bacterial analysis, client will be charged a sample disposal fee, per sample submitted, in accordance with our QA/QC policies and procedures.

12. Prices/Payments

Client shall pay PCL in accordance with PCL's applicable price schedule in effect in the area of operations on the date the services were rendered or with prices quoted and later confirmed in writing. The price schedule is subject to change at any time without notice. Payment in advance or when analysis is completed is required for all new clients or until a history of payment and/or credit account has been established with PCL. For those clients with an established credit account, the terms for payment of charges are NET CASH within thirty (30) days from date of invoices. To the fullest extent permitted (if at all) by applicable law, any amount unpaid at the end of thirty (30) days is subject to interest at the lessor of the maximum rate permitted by law or one and one-half percent (1.5%) per month on the unpaid balances. If unpaid amounts are collected through legal proceedings or by an attorney, the client shall pay reasonable costs and attorney's fees or agents' fees associated with such collection procedure or efforts.

13. Agreement Modification

Changes, modifications or amendments to the terms shall be effective on in writing and executed by an officer of PCL and by clients authorized representative, except that subsequent orders for additional services may be verbal or in writing.

14. No Third Party Beneficiaries: No Right of Reliance

PCL shall have no responsibility or liability for client's use of or reliance on data, information, or reports furnished by PCL. Client is securing services hereunder for his own account, and not as agent or broker, or in any other representative capacity for any other person or entity. It is agreed and acknowledged that there are no third party beneficiaries to this agreement, and that no third party may rely on such data, information or reports. Client represents, warrants, and agrees that said data, information and reports are not requested, or shall be used to relied upon, in connection with or as part of, the purchase, sale, underwriting, or distribution of any securities, any periodic or other reporting to the holders of any security, the securing, amendment, renewal, or extension of any loan from any financial institution or other lender or the certification to or contracting with, directly or indirectly, any governmental agency or department.

15. Rush Analysis

Rush analyses are available for an additional charge and must be arranged in advanced. If, for any unforeseen reason, the rush turnaround time cannot be met, the normal price will apply.

16. Holding Times

PCL cannot be responsible for holding times that are exceeded because of samples that are delivered on weekends or after 3pm on weekdays without prior notification and acceptance. Standard holding times and storage conditions should be reviewed prior to any samples being received by PCL. A list of holding times can be provided to the client if requested. All analyses with holding times of 14 days or less, samples must arrive within 96 hours to allow PCL to meet holding times without applying a rush surcharge. All short holding times, 2-7 days, samples must arrive at the lab within 24 hours before expiration to insure that the holding times can be met. Short Holding Times of 48 hours or less (bacteria is 6 hours) must be delivered that same day in order to guarantee holding times are met. After hours, late delivery, freight company delays or similar issues are subject to additional rush fees and/or the inability to meet holding times. All holding times are in effect as of the publication date of this fee schedule and are subject to change without notice.

17. Sample Retention

All samples are retained for at least thirty (30) days after analysis has been completed. Sample storage for longer periods is by request only. Pre-arranged long term storage is subject to an additional charge. Samples will be discarded at the end of the pre-arranged storage time.

18. Sample Pick Up/Field Tech Sampling

All pick up/sampling fees have been notated on the fee schedule. Reasonable time has been allocated for each pick up or service. Unnecessary delays during the pick up or sampling, might be accessed an additional fee.

PAT-CHEM
LABORATORIES

QUALITY ANALYTICAL SERVICES SINCE 1987

1824 1st Street
San Fernando, CA 91340
(818) 639-5300 ph
(818) 639-5306 fx
pat-chem.com

Customer: **Integrated Performance Consultants, Inc.**
9297 Research Drive
Irvine CA, 92618

Attention: Ric Vardel
Report Date: 26-Dec-21 14:27
Subject: (MCC) Weekly INF

Project/P.O.#: (MCC) Weekly INF

Parameter	Method	QC Batch	RL	Prepared	Analyzed	Result	Notes
INF (Sample I.D.# : 21L0423-01) Collected: 14-Dec-21 By CA of IPC							
Physical Properties							
Total Suspended Solids	SM2540D	AL11733	1	17-Dec-21	18-Dec-21	**94 mg/l**	
Aggregate Organic Constituents							
Biochemical Oxygen Demand	SM 5210B	AL11641	2	16-Dec-21	25-Dec-21	**172 mg/l**	

Notes and Definitions

RL Reporting Limit - The lowest amount of a constituent that can be reliably quantified and reported.

Respectfully Submitted,

Stephen Sakai 12/26/2021
Lab Director

Pat-Chem Laboratories
1824 1st Street
San Fernando, CA 91340

CHAIN OF CUSTODY RECORD

Phone (818) 639-5300
Fax (818) 639-5306

Environmental Sample

Sample I.D.#: 21L0423

Customer:	IPC - Integrated Performance Consultants, Inc.	**Project :**	(MCC) Weekly INF
Address:	9297 Research Drive	**Sampled by:**	Carlos Alvarez
	Irvine CA 92618	**Report Attention:**	Ric Vardel / Golan Kfir
		P.O. #:	
		Phone #:	949-382-9067

Sample Description	Date Sampled	Time Sampled	# of bottles	Required Tests	Sample Type	Matrix	Bottle Type	Preserve	Field Data (pH / Temperature) pH: Field Lab
INF	12/14/21	0000	1	TSS	Comp	AQ	1-Liter Plastic	4°C	7.5/20.3
			1	BOD	Comp	AQ	1-Liter Plastic	4°C	

RECEIVED
DEC 15 2021
By

Geotracker EDD:
Logcode: IPCI
Global ID: WDR100000359

	Signature	Print Name (Company)	Date	Time
Relinquished by		Carlos Alvarez (ske)	12/15/21	3:15
Received by		Cindy Mercado	12/15/21	315
Relinquished by		Cindy Mercado	12/15/21	1535
Received by				
Relinquished by				
Received by			DEC 15 2021	1535

Sample Received Checklist

Temperature upon receipt: 4 °C

# of bottles agrees with COC?	Yes	No
Samples intact?	Yes	No
Samples properly preserved?	Yes	No
Samples in holding time?	Yes	No

Compliance Monitor

Initial Flow _____

Final Flow _____

Sample Type
Grab
Comp

Matrix
AQ - Water
SO -Soil / Sludge
OT - Other

Bottle Type
P - Plastic
G - Amber Glass
VOA - 40 ml Vial
Coli - bacteria

Preservations
HC - HCl
HS - H_2SO_4
HN - HNO_3
HP - H_3PO_4
OH - NaOH
ST - Sodium Thiosulfate
AA - Ascorbic Acid
AI - $AlCl_3$
Cu - $CuSO_4$

Note: Samples are discarded 30 days after results are reported, unless other arrangements are made.

Rev 2 Effective 5/1/17

Pat-Chem Laboratories (PCL) Terms and Conditions

1. Definitions

"Terms and Conditions" means those Terms and Conditions of sale, including the price schedule, and any additions or amendments hereto which are agreed to in writing. "Client" means the individual or entity who may request laboratory services, consulting or sampling services and his or its heirs, successors, assigns and representatives. "Price Schedule" means Pat-Chem Laboratories (PCL) standard price schedule as such document may be amended or reissued from time to time by PCL.

2. Independent Contractor

PCL acts solely as an independent contractor in performing all services.

3. Orders and Acceptance

PCL offers and will accept orders for services (as defined herein) only under the following General Terms and Conditions (the "Terms"). These Terms shall not apply if PCL and the Client shall have executed a separate agreement in writing which does not incorporate the Terms. No modifications to the Terms shall be valid and binding unless in writing and signed by an authorized representative of the client and PCL.

The client may order services by submitting a written chain of custody (COC) to PCL. Any such order constitutes 1. an acceptance by the client of PCL's offer to do business with the client under the terms and condition and 2. an agreement to be bound by these terms and conditions.

The Client's delivery of samples to PCL or initiation of consulting services constitutes the client's express assent to be governed by these terms and conditions. No contrary or additional terms and conditions expressed in a client's document shall be deemed to become a part of the contract created upon acceptance of the terms and conditions.

For purpose of this agreement, "services" shall mean all work to be performed for the client, including provision of all equipment and materials to be furnished by PCL.

4. Limit of Liability

PCL will perform the services in accordance with the normal standards of workmanship in the profession. Where applicable, PCL will use analytical methodologies which are in substantial conformity with the U.S. Environmental Protection Agency (EPA), CA Waterboard (ELAP), American Society for Testing and Materials (ASTM), Association of Official Analytical Chemists (AOAC), Standard Methods (SM) of the Examination of Water and Wastewater and/or other recognized methodologies. PCL reserves the right to deviate from these methodologies if necessary or appropriate due to the nature or compositions of the samples or otherwise based on the reasonable judgement of PCL. Deviations, if any, will be made on a basis consistent with the recognized standards of the industry and/or PCL Standard Operating Procedures (SOP) and/or our QA/QC policies. The total liability of PCL, its officers, agents, employees or successors to the client, arising out of or in connection with the services to be provided herein, shall not exceed the invoiced amount for said services. Client's acceptance of a work order and /or proposal releases PCL from any liability in excess of the invoiced amount for the services notwithstanding any provisions to the contrary in any client purchase orders or contracts.

5. Clients Responsibility

Unless PCL personnel performs the sampling, the client shall be responsible for the condition which the samples are collected and for conditions in and about the sampling site and for advising PCL of the same and all information required to enable PCL to perform its services safely and efficiently.

6. Cancellation

Client may cancel any order for services hereunder subject to payment for all services rendered and out-of-pocket expenses incurred up to the date of cancellation in accordance with the applicable Price Schedule.

7. Overriding Agreement

The parties agree that the Terms shall govern performance of Client's initial order and all subsequent orders for additional services, whether placed in writing or verbally, except to the extent the Terms are modified in writing and executed by an authorized representative of both parties.

8. Force Majeure

PCL shall not be responsible for delay or failure to perform the services pursuant to this agreement due to causes beyond its control.

9. Confidentiality

Data and the sample materials provided by client or at client's request and the results obtained by PCL shall be held in confidence (unless such information is generally available to the public or is the public domain or client has filed to pay PCL for all services rendered or is otherwise in breach of the agreement) subject to any disclosure required by law or legal process. PCL shall use the same standard of care it uses in protecting its own confidential data and shall not be responsible for unauthorized disclosure of said data where such standard was observed. PCL reports and information provided therein are for the exclusive use and benefit of client and client agrees there shall be no third party beneficiary of such reports, data or information. Client will not disclose to any third party any information concerning technical information, software programs or other formulations.

10. Hold Harmless

Client releases and shall save, indemnify, defend and hold PCL, its employees, officers, directors, agents, affiliates, subsidiaries and parent harmless from and against any and all liabilities, losses or damages, claims, demands, causes of action, suits and associated expenses including, but not limited to all court fees (the Litigation Expenses) and awards arising in favor of Client or any third party as a result of, and/or in any way occurring incident to arising out of, or in connection with the performance of services by PCL pursuant to this agreement and/or transportation, handling or disposal of client's hazardous materials. 1. Injury, disease or death of persons 2. Loss of, damage to, loss of, or loss of use of property and or 3. Financial loss of every kind of character. This indemnity does not apply to any of the foregoing losses, costs, damages, or injuries caused solely by the gross negligence or willful misconduct of PCL or its employees. Further, this indemnity shall specifically apply to losses, claims damages, actions of every kind and character arising out of or in connection with the negligence of or breach of contract by any indemnified Person, whether actual or alleged, in the performance of services under this agreement. The foregoing indemnities will be in addition to any liability which the client might otherwise have in PCL and the [illegible]. To the extent necessary under [illegible] as an indemnity obligation will be supported by available liability insurance coverage to be furnished by client, which insurance shall be in the maximum amounts permitted under applicable law. In no event shall PCL be liable to client for indirect, punitive, special, incidental or consequential damages (including, without limitation, loss of profit or business interruption), Litigation Expenses or other fees (including, without limitation, attorney's fees, court costs, and /or pre or post judgment interest), or any other expenses or costs incurred by client or any other party in any litigation against or involving PCL or any indemnified person in connection with this agreement or an services provided under this agreement even if client is the prevailing party.

11. Hazardous Substances

For PCL to perform the services requested by client, client will provide and PCL will receive samples materials for analyses such as asbestos, polychlorinated biphenyls, bacteria or any other hazardous or toxic material, wastes and substances which are defined, determined or identified as such under federal, state or local laws, rules, PCL policies or regulations (weather now existing or hereafter enacted or promulgated or any judicial or administrative interpretation of any thereof the "Hazardous Materials"). Client understands and agrees that any hazardous material received by PCL from client or at client's request shall remain the property of Client and that upon completion of PCL's services, PCL will dispose of all unused portions of samples as specified by client or by PCL's QA/QC policies. In the event the client does not specify its preferred method of disposal, PCL will return to the client all unused samples which contain Hazardous Materials. PCL reserves the right to charge the client for the disposal of unused samples in accordance with PCL's current sample disposal policy. In addition, all samples received by PCL for any/all bacterial analysis, client will be charged a sample disposal fee, per sample submitted, in accordance with our QA/QC policies and procedures.

12. Prices/Payments

Client shall pay PCL in accordance with PCL's applicable price schedule in effect in the area of operations on the date the services were rendered or with prices quoted and later confirmed in writing. The price schedule is subject to change at any time without notice. Payment in advance or when analysis is completed is required for all new clients or until a history of payment and/or credit account has been established with PCL. For those clients with an established credit account, the terms for payment of charges are NET CASH within thirty (30) days from date of invoices. To the fullest extent permitted (if at all) by applicable law, any amount unpaid at the end of thirty (30) days is subject to interest at the lessor of the maximum rate permitted by law or one and one-half percent (1.5%) per month on the unpaid balances. If unpaid amounts are collected through legal proceedings or by an attorney, the client shall pay reasonable costs and attorney's fees or agents' fees associated with such collection procedure or efforts.

13. Agreement Modification

Changes, modifications or amendments to the terms shall be effective on in writing and executed by an officer of PCL and by clients authorized representative, except that subsequent orders for additional services may be verbal or in writing.

14. No Third Party Beneficiaries: No Right of Reliance

PCL shall have no responsibility or liability for client's use of or reliance on data, information, or reports furnished by PCL. Client is securing services hereunder for his own account, and not as agent or broker, or in any other representative capacity for any other person or entity. It is agreed and acknowledged that there are no third party beneficiaries to this agreement, and that no third party may rely on such data, information or reports. Client represents, warrants, and agrees that said data, information and reports are not requested, or shall be used to relied upon, in connection with or as part of, the purchase, sale, underwriting, or distribution of any securities, any periodic or other reporting to the holders of any security, the securing, amendment, renewal, or extension of any loan from any financial institution or other lender or the certification to or contracting with, directly or indirectly, any governmental agency or department.

15. Rush Analysis

Rush analyses are available for an additional charge and must be arranged in advanced. If, for any unforeseen reason, the rush turnaround time cannot be met, the normal price will apply.

16. Holding Times

PCL cannot be responsible for holding times that are exceeded because of samples that are delivered on weekends or after 3pm on weekdays without prior notification and acceptance. Standard holding times and storage conditions should be reviewed prior to any samples being received by PCL. A list of holding times can be provided to the client if requested. All analyses with holding times of 14 days or less, samples must arrive within 96 hours to allow PCL to meet holding times without applying a rush surcharge. All short holding times, 2-7 days, samples must arrive at the lab within 24 hours before expiration to insure that the holding times can be met. Short Holding Times of 48 hours or less (bacteria is 6 hours) must be delivered that same day in order to guarantee holding times are met. After hours, late delivery, freight company delays or similar issues are subject to additional rush fees and/or the inability to meet holding times. All holding times are in effect as of the publication date of this fee schedule and are subject to change without notice.

17. Sample Retention

All samples are retained for at least thirty (30) days after analysis has been completed. Sample storage for longer periods is by request only. Pre-arranged long term storage is subject to an additional charge. Samples will be discarded at the end of the pre-arranged storage time.

18. Sample Pick Up/Field Tech Sampling

All pick up/sampling fees have been notated on the fee schedule. Reasonable time has been allocated for each pick up or service. Unnecessary delays during the pick up or sampling, might be accessed an additional fee.

PAT-CHEM
LABORATORIES
QUALITY ANALYTICAL SERVICES SINCE 1987
1824 1st Street
San Fernando, CA 91340
(818) 639-5300 ph
(818) 639-5306 fx
pat-chem.com

Customer: **Integrated Performance Consultants, Inc.**
9297 Research Drive
Irvine CA, 92618

Attention: Ric Vardel
Report Date: 06-Jan-22 12:52
Subject: (MCC) Weekly EFF

Project/P.O.#: (MCC) Weekly EFF

Parameter	Method	QC Batch	RL	Prepared	Analyzed	Result	Notes
EFF - Grab (Sample I.D.# : 21L0415-01) Collected: 15-Dec-21 By CA of IPC							
Physical Properties							
Total Suspended Solids	SM2540D	AL11733	1	17-Dec-21	18-Dec-21	**<1 mg/l**	
Inorganic Constituents							
Ammonia as N	EPA 350.1	AL12144	0.10	21-Dec-21	22-Dec-21	**<0.10 mg/l**	
Nitrate as N	EPA 353.2	AL11735	0.50	16-Dec-21	16-Dec-21	**3.20 mg/l**	
Nitrite as N	EPA 353.2	AL11735	0.05	16-Dec-21	16-Dec-21	**<0.05 mg/l**	
Total Kjeldahl Nitrogen	EPA 351.2	AA20347	0.20	03-Jan-22	06-Jan-22	**1.55 mg/l**	
EFF - Composite (Sample I.D.# : 21L0415-02) Collected: 14-Dec-21 By CA of IPC							
Aggregate Organic Constituents							
Biochemical Oxygen Demand	SM 5210B	AL11641	2	16-Dec-21	25-Dec-21	**<2 mg/l**	

Notes and Definitions

RL Reporting Limit - The lowest amount of a constituent that can be reliably quantified and reported.

Respectfully Submitted,

Stephen Sakai 1/6/2022
Lab Director

Pat-Chem Laboratories
1824 1st Street
San Fernando, CA 91340

CHAIN OF CUSTODY RECORD

Phone (818) 639-5300
Fax (818) 639-5306

Environmental Sample

Sample I.D.#: 21L0415

Customer: IPC - Integrated Performance Consultants, Inc.		**Project :** (MCC) Weekly EFF	
Address: 9297 Research Drive, Irvine, CA 92618	**Sampled by:** Ric Vardel / Golan Kfir	**P.O. #:** 949-382-9067	
	Report Attention: Carlos Alvarez	**Phone #:**	

Sample Description	Date Sampled	Time Sampled	# of bottles	Required Tests	Sample Type	Matrix	Bottle Type	Preserve	Field Data (pH / Temperature)
EFF		1155		TSS	Grab	AQ	1-Liter-Plastic	4°C	pH: Field 7.6/21.2 Lab
	12/15/21		1	Ammonia, TKN	Grab	AQ	500ml Plastic	4°C	
	1	1	1	Nitrate, Nitrite	Grab	AQ	250ml Plastic	4°C	
	12/14/21	0000	1	BOD	Comp	AQ	1-Liter-Plastic	4°C	

RECEIVED
DEC 15 2021
By

Geotracker EDD:
Logcode: IPCI
Global ID: WDR100000359

	Signature	Print Name (Company)	Date	Time
Relinquished by		Carlos Alvarez (CAC)	12/15/21	3:45
Received by		Cindy Murphy	12/15/21	3:45
Relinquished by		Cindy Murphy	12/15/21	1535
Received by				
Relinquished by				
Received in lab by		DEC 15 2021		1535

Sample Received Checklist

Temperature upon receipt: 4°C

# of bottles agrees with COC?	Yes	No
Samples intact?	Yes	No
Samples properly preserved?	Yes	No
Samples in holding time?	Yes	No

Compliance Monitor

Initial Flow _____

Final Flow _____

Sample Type
Grab
Comp

Matrix
AQ - Water
SO -Soil / Sludge
OT - Other

Bottle Type
P - Plastic
G - Amber Glass
VOA - 40 ml Vial
Coli - bacteria

Preservations
HC - HCl
HS - H_2SO_4
HN - HNO_3
HP - H_3PO_4
OH - NaOH
ST - Sodium Thiosulfate
AA - Ascorbic Acid
AI - $AlCl_3$
Cu - $CuSO_4$

Note: Samples are discarded 30 days after results are reported, unless other arrangements are made.

Pat-Chem Laboratories (PCL) Terms and Conditions

1. Definitions

"Terms and Conditions" means these Terms and Conditions of sale, including the price schedule, and any additions or amendments hereto which are agreed to in writing. "Client" means the individual or entity who may request laboratory services, consulting or sampling services and his or its heirs, successors, assigns and representatives. "Price Schedule" means Pat-Chem Laboratories (PCL) standard price schedule as such document may be amended or reissued from time to time by PCL.

2. Independent Contractor

PCL acts solely as an independent contractor in performing all services.

3. Orders and Acceptance

PCL offers and will accept orders for services (as defined herein) only under the following General Terms and Conditions (the "Terms"). These Terms shall not apply if PCL and the Client shall have executed a separate agreement in writing which does not incorporate the Terms. No modifications to the Terms shall be valid and binding unless in writing and signed by an authorized representative of the client and PCL.

The client may order services by submitting a written chain of custody (COC) to PCL. Any such order constitutes 1. an acceptance by the client of PCL's offer to do business with the client under the terms and condition and 2. an agreement to be bound by these terms and conditions.

The Client's delivery of samples to PCL or initiation of consulting services constitutes the client's express assent to be governed by these terms and conditions. No contrary or additional terms and conditions expressed in a client's document shall be deemed to become a part of the contract created upon acceptance of the terms and conditions.

For purpose of this agreement, "services" shall mean all work to be performed for the client, including provision of all equipment and materials to be furnished by PCL.

4. Limit of Liability

PCL will perform the services in accordance with the normal standards of workmanship in the profession. Where applicable, PCL will use analytical methodologies which are in substantial conformity with the U.S. Environmental Protection Agency (EPA), CA Waterboard (ELAP), American Society for Testing and Materials (ASTM), Association of Official Analytical Chemists (AOAC), Standard Methods (SM) of the Examination of Water and Wastewater and/or other recognized methodologies. PCL reserves the right to deviate from these methodologies if necessary or appropriate due to the nature or compositions of the samples or otherwise based on the reasonable judgement of PCL. Deviations, if any, will be made on a basis consistent with the recognized standards of the industry and/or PCL Standard Operating Procedures (SOP) and/or our QA/QC policies. The total liability of PCL, its officers, agents, employees or successors to the client, arising out of or in connection with the services to be provided herein, shall not exceed the invoiced amount for said services. Client's acceptance of a work order and /or proposal releases PCL from any liability in excess of the invoiced amount for the services notwithstanding any provisions to the contrary in any client purchase orders or contracts.

5. Clients Responsibility

Unless PCL personnel performs the sampling, the client shall be responsible for the condition which the samples are collected and for conditions in and about the sampling site and for advising PCL of the same and all information required to enable PCL to perform its services safely and efficiently.

6. Cancellation

Client may cancel any order for services hereunder subject to payment for all services rendered and out-of-pocket expenses incurred up to the date of cancellation in accordance with the applicable Price Schedule.

7. Overriding Agreement

The parties agree that the Terms shall govern performance of Client's initial order and all subsequent orders for additional services, whether placed in writing or verbally, except to the extent the Terms are modified in writing and executed by an authorized representative of both parties.

8. Force Majeure

PCL shall not be responsible for delay or failure to perform the services pursuant to this agreement due to causes beyond its control.

9. Confidentiality

Data and the sample materials provided by client or at client's request and the results obtained by PCL shall be held in confidence (unless such information is generally available to the public or is the public domain or client has filed to pay PCL for all services rendered or is otherwise in breach of the agreement) subject to any disclosure required by law or legal process. PCL shall use the same standard of care it uses in protecting its own confidential data and shall not be responsible for unauthorized disclosure of said data where such standard was observed. PCL reports and information provided therein are for the exclusive use and benefit of client and client agrees there shall be no third party beneficiary of such reports, data or information. Client will not disclose to any third party any information concerning technical information, software programs or other formulations.

10. Hold Harmless

Client releases and shall save, indemnify, defend and hold PCL, its employees, officers, directors, agents, affiliates, subsidiaries and parent harmless from and against any and all liabilities, losses or damages, claims, demands, causes of action, suits and associated expenses including, but not limited to all court fees (the Litigation Expenses) and awards arising in favor of Client or any third party as a result of, and/or in any way occurring incident to arising out of, or in connection with the performance of services by PCL pursuant to this agreement and/or transportation, handling or disposal of client's hazardous materials. 1. Injury, disease or death of persons 2. Loss of damage to, loss of, or loss of use of property and or 3. Financial loss of every kind of character. This indemnity does not apply to any of the foregoing losses, costs, damages, or injuries caused solely by the gross negligence or willful misconduct of PCL or its employees. Further, this indemnity shall specifically apply to losses, claims damages, actions of every kind and character arising out of or in connection with the negligence of or breach of contract by any indemnified Person, whether actual or alleged, in the performance of services under this agreement. The foregoing indemnities will be in addition to any liability which the client might otherwise have in PCL and the [illegible] To the extent necessary under [illegible] that its indemnity obligation will be supported by available liability insurance coverage to be furnished by client, which insurance shall be in the maximum amounts permitted under applicable law. In no event shall PCL be liable to client for indirect, punitive, special, incidental or consequential damages (including, without limitation, loss of profit or business interruption). Litigation Expenses or other fees (including, without limitation, attorney's fees, court costs, and /or pre or post judgment interest), or any other expenses or costs incurred by client or any other party in any litigation against or involving PCL or any indemnified person in connection with this agreement or an services provided under this agreement even if client is the prevailing party.

11. Hazardous Substances

For PCL to perform the services requested by client, client will provide and PCL will receive samples materials for analyses such as asbestos, polychlorinated biphenyls, bacteria or any other hazardous or toxic material, wastes and substances which are defined, determined or identified as such under federal, state or local laws, rules PCL policies or regulations (weather now existing or hereafter enacted or promulgated or any judicial or administrative interpretation of any thereof the "Hazardous Materials"). Client understands and agrees that any hazardous material received by PCL from client or at client's request shall remain the property of Client and that upon completion of PCL's services, PCL will dispose of all unused portions of samples as specified by client or by PCL's QA/QC policies. In the event the client does not specify its preferred method of disposal, PCL will return to the client all unused samples which contain Hazardous Materials. PCL reserves the right to charge the client for the disposal of unused samples in accordance with PCL's current sample disposal policy. In addition, all samples received by PCL for any/all bacterial analysis, client will be charged a sample disposal fee, per sample submitted, in accordance with our QA/QC policies and procedures.

12. Prices/Payments

Client shall pay PCL in accordance with PCL's applicable price schedule in effect in the area of operations on the date the services were rendered or with prices quoted and later confirmed in writing. The price schedule is subject to change at any time without notice. Payment in advance or when analysis is completed is required for all new clients or until a history of payment and/or credit account has been established with PCL. For those clients with an established credit account, the terms for payment of charges are NET CASH within thirty (30) days from date of invoices. To the fullest extent permitted [if at all] by applicable law, any amount unpaid at the end of thirty (30) days is subject to interest at the lesser of the maximum rate permitted by law or one and one-half percent (1.5%) per month on the unpaid balances. If unpaid amounts are collected through legal proceedings or by an attorney, the client shall pay reasonable costs and attorney's fees or agents' fees associated with such collection procedure or efforts.

13. Agreement Modification

Changes, modifications or amendments to the terms shall be effective on in writing and executed by an officer of PCL and by clients authorized representative, except that subsequent orders for additional services may be verbal or in writing.

14. No Third Party Beneficiaries: No Right of Reliance

PCL shall have no responsibility or liability for client's use of or reliance on data, information, or reports furnished by PCL. Client is securing services hereunder for his own account, and not as agent or broker, or in any other representative capacity for any other person or entity. It is agreed and acknowledged that there are no third party beneficiaries to this agreement, and that no third party may rely on such data, information or reports. Client represents, warrants, and agrees that said data, information and reports are not requested, or shall be used to relied upon, in connection with or as part of, the purchase, sale, underwriting, or distribution of any securities, any periodic or other reporting to the holders of any security, the securing, amendment, renewal, or extension of any loan from any financial institution or other lender or the certification to or contracting with, directly or indirectly, any governmental agency or department.

15. Rush Analysis

Rush analyses are available for an additional charge and must be arranged in advanced. If, for any unforeseen reason, the rush turnaround time cannot be met, the normal price will apply.

16. Holding Times

PCL cannot be responsible for holding times that are exceeded because of samples that are delivered on weekends or after 3pm on weekdays without prior notification and acceptance. Standard holding times and storage conditions should be reviewed prior to any samples being received by PCL. A list of holding times can be provided to the client if requested. All analyses with holding times of 14 days or less, samples must arrive within 96 hours to allow PCL to meet holding times without applying a rush surcharge. All short holding times, 2-7 days, samples must arrive at the lab within 24 hours before expiration to insure that the holding times can be met. Short Holding Times of 48 hours or less (bacteria is 6 hours) must be delivered that same day in order to guarantee holding times are met. After hours, late delivery, freight company delays or similar issues are subject to additional rush fees and/or the inability to meet holding times. All holding times are in effect as of the publication date of this fee schedule and are subject to change without notice.

17. Sample Retention

All samples are retained for at least thirty (30) days after analysis has been completed. Sample storage for longer periods is by request only. Pre-arranged long term storage is subject to an additional charge. Samples will be discarded at the end of the pre-arranged storage time.

18. Sample Pick Up/Field Tech Sampling

All pick up/sampling fees have been notated on the fee schedule. Reasonable time has been allocated for each pick up or service. Unnecessary delays during the pick up or sampling, might be accessed an additional fee.

PAT-CHEM LABORATORIES
QUALITY ANALYTICAL SERVICES SINCE 1987
1824 1st Street
San Fernando, CA 91340
(818) 639-5300 ph
(818) 639-5306 fx
pat-chem.com

Customer: **Integrated Performance Consultants, Inc.**
9297 Research Drive
Irvine CA, 92618

Attention: Ric Vardel
Report Date: 05-Jan-22 13:05
Subject: (MCC) Daily EFF

Project/P.O.#: (MCC) Daily EFF

Parameter	Method	QC Batch	RL	Prepared	Analyzed	Result	Notes
EFF (Sample I.D.# : 21L0601-01) Collected: 18-Dec-21 By JA of IPC							
Microbiological							
Fecal Coliforms	SM 9221E	AL11824	1.8	18-Dec-21	20-Dec-21	**<1.8 MPN/100 ml**	
Total Coliforms	SM 9221B	AL11824	1.8	18-Dec-21	20-Dec-21	**<1.8 MPN/100 ml**	
Inorganic Constituents							
pH	SM 4500H-B	AL12329	0.1	18-Dec-21	18-Dec-21	**7.4 pH Units**	
Residual Chlorine	SM 4500Cl-G	AL12043	0.05	20-Dec-21	20-Dec-21	**0.08 mg/l**	
EFF (Sample I.D.# : 21L0612-01) Collected: 19-Dec-21 By em of IPC							
Microbiological							
Fecal Coliforms	SM 9221E	AL11954	1.8	19-Dec-21	21-Dec-21	**<1.8 MPN/100 ml**	
Total Coliforms	SM 9221B	AL11954	1.8	19-Dec-21	21-Dec-21	**<1.8 MPN/100 ml**	
Inorganic Constituents							
pH	SM 4500H-B	AL12329	0.1	19-Dec-21	19-Dec-21	**7.0 pH Units**	
Residual Chlorine	SM 4500Cl-G	AL12043	0.05	20-Dec-21	20-Dec-21	**0.13 mg/l**	
EFF (Sample I.D.# : 21L0651-01) Collected: 20-Dec-21 By em of IPC							
Microbiological							
Fecal Coliforms	SM 9221E	AL12050	1.8	20-Dec-21	23-Dec-21	**<1.8 MPN/100 ml**	
Total Coliforms	SM 9221B	AL12050	1.8	20-Dec-21	23-Dec-21	**<1.8 MPN/100 ml**	
Inorganic Constituents							
pH	SM 4500H-B	AL12329	0.1	20-Dec-21	20-Dec-21	**7.6 pH Units**	
Residual Chlorine	SM 4500Cl-G	AL12043	0.05	20-Dec-21	20-Dec-21	**0.09 mg/l**	
EFF (Sample I.D.# : 21L0757-01) Collected: 21-Dec-21 By em of IPC							
Microbiological							
Fecal Coliforms	SM 9221E	AL12153	1.8	21-Dec-21	23-Dec-21	**<1.8 MPN/100 ml**	
Total Coliforms	SM 9221B	AL12153	1.8	21-Dec-21	23-Dec-21	**<1.8 MPN/100 ml**	
Inorganic Constituents							
pH	SM 4500H-B	AL12329	0.1	21-Dec-21	21-Dec-21	**7.4 pH Units**	
Residual Chlorine	SM 4500Cl-G	AL12161	0.05	21-Dec-21	21-Dec-21	**0.19 mg/l**	

Respectfully Submitted,

Stephen Sakai 1/5/2022
Lab Director

PAT-CHEM
LABORATORIES
QUALITY ANALYTICAL SERVICES SINCE 1987
1824 1st Street
San Fernando, CA 91340
(818) 639-5300 ph
(818) 639-5306 fx
pat-chem.com

Customer: **Integrated Performance Consultants, Inc.**
9297 Research Drive
Irvine CA, 92618

Attention: Ric Vardel
Report Date: 05-Jan-22 13:05
Subject: (MCC) Daily EFF

Project/P.O.#: (MCC) Daily EFF

Parameter	Method	QC Batch	RL	Prepared	Analyzed	Result	Notes
EFF (Sample I.D.# : 21L0808-01) Collected: 22-Dec-21 By C.A of IPC							
Microbiological							
Fecal Coliforms	SM 9221E	AL12223	1.8	22-Dec-21	24-Dec-21	**<1.8 MPN/100 ml**	
Total Coliforms	SM 9221B	AL12223	1.8	22-Dec-21	24-Dec-21	**<1.8 MPN/100 ml**	
Inorganic Constituents							
pH	SM 4500H-B	AL12329	0.1	22-Dec-21	22-Dec-21	**7.6 pH Units**	
Residual Chlorine	SM 4500Cl-G	AL12234	0.05	22-Dec-21	22-Dec-21	**0.18 mg/l**	

Notes and Definitions

RL Reporting Limit - The lowest amount of a constituent that can be reliably quantified and reported.

Respectfully Submitted,

Stephen Sakai 1/5/2022
Lab Director

Pat-Chem Laboratories
1824 1st Street
San Fernando, CA 91340

CHAIN OF CUSTODY RECORD

Phone (818) 639-5300
Fax (818) 639-5306

Environmental Sample

Sample I.D.#: 21L0601

Customer:	IPC - Integrated Performance Consultants, Inc.	**Project :**	(MCC) Daily EFF
Address:	9297 Research Drive	**Sampled by:**	Jesus Avalos
	Irvine CA 92618	**Report Attention:**	Ric Vardel / Golan Kfir
		P.O. #:	
		Phone #:	949-382-9067

Sample Description	Date Sampled	Time Sampled	# of bottles	Required Tests	Sample Type	Matrix	Bottle Type	Preserve	Field Data (pH / Temperature) pH: Field Lab
EFF	12/18/21	10:50	1	pH, T.Res.Chlorine	Grab	AQ	500ml Plastic	4°C	7.53/15.2
"	"	"	1	Total Coliform, Fecal Coliform	Grab	AQ	Coli Bottle	4°C, ST	
Geotracker EDD:									
Logcode: IPCI									
Global ID: WDR100000359									

Signature	Print Name (Company)	Date	Time
Relinquished by: Jesus Avalos	Jesus Avalos IPC	12/18/21	10:55
Received by:	MARIO SANTIESTEBAN (PCL)	12/19/21	1400
Relinquished by:			
Received by			
Relinquished by			
Received in lab by:	MARIO SANTIESTEBAN (PCL)	12/18/21	1525

Sample Received Checklist

Temperature upon receipt: 4°C

# of bottles agrees with COC?	(Yes) No
Samples intact?	(Yes) No
Samples properly preserved?	(Yes) No
Samples in holding time?	(Yes) No

Compliance Monitor

Initial Flow _____

Final Flow _____

Sample Type	Preservations
Grab	**HC** - HCl
Comp	**HS** - H_2SO_4
Matrix	**HN** - HNO_3
AQ - Water	**HP** - H_3PO_4
SO -Soil / Sludge	**OH** - NaOH
OT - Other	**ST** - Sodium Thiosulfate
Bottle Type	**AA** - Ascorbic Acid
P - Plastic	**Al** - $AlCl_3$
G - Amber Glass	**Cu** -$CuSO_4$
VOA - 40 ml Vial	
Coli - bacteria	

Note: Samples are discarded 30 days after results are reported, unless other arrangements are made.

Rev 2 Effective 5/1/17

Pat-Chem Laboratories
1824 1st Street
San Fernando, CA 91340

CHAIN OF CUSTODY RECORD

Phone (818) 639-5300
Fax (818) 639-5306

Environmental Sample

Sample I.D.#: 21L0612

Customer: IPC - Integrated Performance Consultants, Inc.		**Project :** (MCC) Daily EFF	
Address: 9297 Research Drive		**Sampled by:** ERIC MORRIS	**P.O. #:**
Irvine CA 92618		**Report Attention:** Ric Vardel / Golan Kfir	**Phone #:** 949-382-9067

Sample Description	Date Sampled	Time Sampled	# of bottles	Required Tests	Sample Type	Matrix	Bottle Type	Preserve	Field Data (pH / Temperature) pH: Field Lab
EFF	12-19-21	916	1	pH, T.Res.Chlorine	Grab	AQ	500ml Plastic	4°C	7.0 / 19.7°C
	↓	↓	1	Total Coliform, Fecal Coliform	Grab	AQ	Coli Bottle	4°C, ST	
Geotracker EDD:									
Logcode: IPCI									
Global ID: WDR100000359									

Signature	Print Name (Company)	Date	Time
Relinquished by	E. MORRIS IPC	12-19-21	925
Received by	Juan V. (PCL)	12/19/21	9:46
Relinquished by			
Received by			
Relinquished by			
Received in lab by	Juan Vasquez (PCL)	12/19/21	11:28

Sample Received Checklist

Temperature upon receipt: 4°C

# of bottles agrees with COC?	Yes	No
Samples intact?	Yes	No
Samples properly preserved?	Yes	No
Samples in holding time?	Yes	No

Compliance Monitor

Initial Flow _____

Final Flow _____

Sample Type
Grab
Comp

Matrix
AQ - Water
SO -Soil / Sludge
OT - Other

Bottle Type
P - Plastic
G - Amber Glass
VOA - 40 ml Vial
Coli - bacteria

Preservations
HC - HCl
HS - H_2SO_4
HN - HNO_3
HP - H_3PO_4
OH - NaOH
ST - Sodium Thiosulfate
AA - Ascorbic Acid
AI - $AlCl_3$
Cu - $CuSO_4$

Note: Samples are discarded 30 days after results are reported, unless other arrangements are made.

Pat-Chem Laboratories
1824 1st Street
San Fernando, CA 91340

CHAIN OF CUSTODY RECORD

Phone (818) 639-5300
Fax (818) 639-5306

Environmental Sample

Sample I.D.#: 210651

Customer: IPC - Integrated Performance Consultants, Inc.		Project : (MCC) Daily EFF	
Address: 9297 Research Drive		Sampled by: Daniel Huey	P.O. #:
Irvine	CA 92618	Report Attention: Ric Vardel / Golan Kfir	Phone #: 949-382-9067

Sample Description	Date Sampled	Time Sampled	# of bottles	Required Tests	Sample Type	Matrix	Bottle Type	Preserve	Field Data (pH / Temperature) pH: (Field) Lab
EFF	12/20/21	1110	1	pH, T.Res.Chlorine	Grab	AQ	500ml Plastic	4°C	7.59/14.3℃
"	"	"	1	Total Coliform, Fecal Coliform	Grab	AQ	Coli Bottle	4°C, ST	

RECEIVED
DEC 20 2021
By

Geotracker EDD:
Logcode: IPCI
Global ID: WDR100000359

	Signature	Print Name (Company)	Date	Time
Relinquished by	Daniel Huey	Daniel (IPC)	12/20	1115
Received by		Armando Olmos (PCL)	12/20/21	12:25
Relinquished by		Armando Olmos (PCL)	12/20/21	14:35
Received by				
Relinquished by				
Received in lab by		DEC 20 2021		1435

Sample Received Checklist

Temperature upon receipt: 4 °C

# of bottles agrees with COC?	Yes No
Samples intact?	Yes No
Samples properly preserved?	Yes No
Samples in holding time?	Yes No

Compliance Monitor

Initial Flow _____

Final Flow _____

Sample Type	Preservations
(Grab) Comp	HC - HCl
Matrix	HS - H_2SO_4
(AQ) - Water	HN - HNO_3
SO -Soil / Sludge	HP - H_3PO_4
OT - Other	OH - NaOH
Bottle Type	(ST) - Sodium Thiosulfate
(P) - Plastic	AA - Ascorbic Acid
G - Amber Glass	Al - $AlCl_3$
VOA - 40 ml Vial	Cu - $CuSO_4$
(Coli) - bacteria	

Note: Samples are discarded 30 days after results are reported, unless other arrangements are made.

Pat-Chem Laboratories (PCL) Terms and Conditions

1. Definitions

"Terms and Conditions" means those Terms and Conditions of sale, including the price schedule, and any additions or amendments hereto which are agreed to in writing. "Client" means the individual or entity who may request laboratory services, consulting or sampling services and his or its heirs, successors, assigns and representatives. "Price Schedule" means Pat-Chem Laboratories (PCL) standard price schedule as such document may be amended or reissued from time to time by PCL.

2. Independent Contractor

PCL acts solely as an independent contractor in performing all services.

3. Orders and Acceptance

PCL offers and will accept orders for services (as defined herein) only under the following General Terms and Conditions (the "Terms"). These Terms shall not apply if PCL and the Client shall have executed a separate agreement in writing which does not incorporate the Terms. No modifications to the Terms shall be valid and binding unless in writing and signed by an authorized representative of the client and PCL.
The client may order services by submitting a written chain of custody (COC) to PCL. Any such order constitutes 1. an acceptance by the client of PCL's offer to do business with the client under the terms and condition and 2. an agreement to be bound by these terms and conditions.
The Client's delivery of samples to PCL or initiation of consulting services constitutes the client's express assent to be governed by these terms and conditions. No contrary or additional terms and conditions expressed in a client's document shall be deemed to become a part of the contract created upon acceptance of the terms and conditions.
For purpose of this agreement, "services" shall mean all work to be performed for the client, including provision of all equipment and materials to be furnished by PCL.

4. Limit of Liability

PCL will perform the services in accordance with the normal standards of workmanship in the profession. Where applicable, PCL will use analytical methodologies which are in substantial conformity with the U.S. Environmental Protection Agency (EPA), CA Waterboard (ELAP), American Society for Testing and Materials (ASTM), Association of Official Analytical Chemists (AOAC), Standard Methods (SM) of the Examination of Water and Wastewater and/or other recognized methodologies. PCL reserves the right to deviate from these methodologies if necessary or appropriate due to the nature or compositions of the samples or otherwise based on the reasonable judgement of PCL. Deviations, if any, will be made on a basis consistent with the recognized standards of the industry and/or PCL Standard Operating Procedures (SOP) and/or our QA/QC policies. The total liability of PCL, its officers, agents, employees or successors to the client, arising out of or in connection with the services to be provided herein, shall not exceed the invoiced amount for said services. Client's acceptance of a work order and /or proposal releases PCL from any liability in excess of the invoiced amount for the services notwithstanding any provisions to the contrary in any client purchase orders or contracts.

5. Clients Responsibility

Unless PCL personnel performs the sampling, the client shall be responsible for the condition which the samples are collected and for conditions in and about the sampling site and for advising PCL of the same and all information required to enable PCL to perform its services safely and efficiently.

6. Cancellation

Client may cancel any order for services hereunder subject to payment for all services rendered and out-of-pocket expenses incurred up to the date of cancellation in accordance with the applicable Price Schedule.

7. Overriding Agreement

The parties agree that the Terms shall govern performance of Client's initial order and all subsequent orders for additional services, whether placed in writing or verbally, except to the extent the Terms are modified in writing and executed by an authorized representative of both parties.

8. Force Majeure

PCL shall not be responsible for delay or failure to perform the services pursuant to this agreement due to causes beyond its control.

9. Confidentiality

Data and the sample materials provided by client or at client's request and the results obtained by PCL shall be held in confidence (unless such information is generally available to the public or is the public domain or client has filed to pay PCL for all services rendered or is otherwise in breach of the agreement) subject to any disclosure required by law or legal process. PCL shall use the same standard of care it uses in protecting its own confidential data and shall not be responsible for unauthorized disclosure of said data where such standard was observed. PCL reports and information provided therein are for the exclusive use and benefit of client and client agrees there shall be no third party beneficiary of such reports, data or information. Client will not disclose to any third party any information concerning technical information, software programs or other formulations.

10. Hold Harmless

Client releases and shall save, indemnify, defend and hold PCL, its employees, officers, directors, agents, affiliates, subsidiaries and parent harmless from and against any and all liabilities, losses or damages, claims, demands, causes of action, suits and associated expenses including, but not limited to all court fees (the Litigation Expenses) and awards arising in favor of Client or any third party as a result of, and/or in any way occurring incident to arising out of, or in connection with the performance of services by PCL pursuant to this agreement and/or transportation, handling or disposal of client's hazardous materials. 1. Injury, disease or death of persons 2. Loss of, damage to, loss of, or loss of use of property and or 3. Financial loss of every kind of character. This indemnity does not apply to any of the foregoing losses, costs, damages, or injuries cased solely by the gross negligence or willful misconduct of PCL or its employees. Further, this indemnity shall specifically apply to losses, claims damages, actions of every kind and character arising out of or in connection with the negligence of or breach of contract by any indemnified Person, whether actual or alleged, in the performance of services under this agreement. The foregoing indemnities will be in addition to any liability which the client might otherwise have in PCL and the other Indemnified Persons. To the extent necessary under applicable law, client agrees that its indemnity obligation will be supported by available liability insurance coverage to be furnished by client, which insurance shall be in the maximum amounts permitted under applicable law. In no event shall PCL be liable to client for indirect, punitive, special, incidental or consequential damages (including, without limitation, loss of profit or business interruption) Litigation Expenses or other fees (including, without limitation, attorney's fees, court costs, and /or pre or post-judgment interest), or any other expenses or costs incurred by client or any other party in any litigation against or involving PCL or any indemnified person in connection with this agreement or an services provided under this agreement even if client is the prevailing party.

11. Hazardous Substances

For PCL to perform the services requested by client, client will provide and PCL will receive samples materials for analyses such as asbestos, polychlorinated biphenyls bacteria or any other hazardous or toxic material, wastes and substances which are defined, determined or identified as such under federal, state or local laws, rules, PCL policies or regulations (weather now existing or hereafter enacted or promulgated or any judicial or administrative interpretation of any thereof the "Hazardous Materials"). Client understands and agrees that any hazardous material received by PCL from client or at client's request shall remain the property of Client and that upon completion of PCL's services, PCL will dispose of all unused portions of samples as specified by client or by PCL's QA/QC policies. In the event the client does not specify its preferred method of disposal, PCL will return to the client all unused samples which contain Hazardous Materials. PCL reserves the right to charge the client for the disposal of unused samples in accordance with PCL's current sample disposal policy. In addition, all samples received by PCL for any/all bacterial analysis, client will be charged a sample disposal fee, per sample submitted, in accordance with our QA/QC policies and procedures.

12. Prices/Payments

Client shall pay PCL in accordance with PCL's applicable price schedule in effect in the area of operations on the date the services were rendered or with prices quoted and later confirmed in writing. The price schedule is subject to change at any time without notice. Payment in advance or when analysis is completed is required for all new clients or until a history of payment and/or credit account has been established with PCL. For those clients with an established credit account, the terms for payment of charges are NET CASH within thirty (30) days from date of invoices. To the fullest extent permitted (if at all) by applicable law, any amount unpaid at the end of thirty (30) days is subject to interest at the lessor of the maximum rate permitted by law or one and one-half percent (1.5%) per month on the unpaid balances. If unpaid amounts are collected through legal proceedings or by an attorney, the client shall pay reasonable costs and attorney's fees or agents' fees associated with such collection procedure or efforts.

13. Agreement Modification

Changes, modifications or amendments to the terms shall be effective on in writing and executed by an officer of PCL and by clients authorized representative, except that subsequent orders for additional services may be verbal or in writing.

14. No Third Party Beneficiaries: No Right of Reliance

PCL shall have no responsibility or liability for client's use of or reliance on data, information, or reports furnished by PCL. Client is securing services hereunder for his own account, and not as agent or broker, or in any other representative capacity for any other person or entity. It is agreed and acknowledged that there are no third party beneficiaries to this agreement, and that no third party may rely on such data, information or reports. Client represents, warrants, and agrees that said data, information and reports are not requested, or shall be used to relied upon, in connection with or as part of, the purchase, sale, underwriting, or distribution of any securities, any periodic or other reporting to the holders of any security, the securing, amendment, renewal, or extension of any loan from any financial institution or other lender or the certification to or contracting with, directly or indirectly, any governmental agency or department

15. Rush Analysis

Rush analyses are available for an additional charge and must be arranged in advanced. If, for any unforeseen reason, the rush turnaround time cannot be met, the normal price will apply.

16. Holding Times

PCL cannot be responsible for holding times that are exceeded because of samples that are delivered on weekends or after 3pm on weekdays without prior notification and acceptance. Standard holding times and storage conditions should be reviewed prior to any samples being received by PCL. A list of holding times can be provided to the client if requested. All analyses with holding times of 14 days or less, samples must arrive within 96 hours to allow PCL to meet holding times without applying a rush surcharge. All short holding times, 2-7 days, samples must arrive at the lab within 24 hours before expiration to insure that the holding times can be met. Short Holding Times of 48 hours or less (bacteria is 6 hours) must be delivered that same day in order to guarantee holding times are met. After hours, late delivery, freight company delays or similar issues are subject to additional rush fees and/or the inability to meet holding times. All holding times are in effect as of the publication date of this fee schedule and are subject to change without notice.

17. Sample Retention

All samples are retained for at least thirty (30) days after analysis has been completed. Sample storage for longer periods is by request only. Pre-arranged long term storage is subject to an additional charge. Samples will be discarded at the end of the pre-arranged storage time.

18. Sample Pick Up/Field Tech Sampling

All pick up/sampling fees have been notated on the fee schedule. Reasonable time has been allocated for each pick up or service. Unnecessary delays during the pick up or sampling, might be accessed an additional fee.

Pat-Chem Laboratories
1824 1st Street
San Fernando, CA 91340

CHAIN OF CUSTODY RECORD

Phone (818) 639-5300
Fax (818) 639-5306

Environmental Sample

Sample I.D.#: 2110757

Customer: IPC - Integrated Performance Consultants, Inc.		**Project :** (MCC) Daily EFF	
Address: 9297 Research Drive		**Sampled by:** ERIC MORRIS	**P.O. #:**
Irvine CA 92618		**Report Attention:** Ric Vardel / Golan Kfir	**Phone #:** 949-382-9067

Sample Description	Date Sampled	Time Sampled	# of bottles	Required Tests	Sample Type	Matrix	Bottle Type	Preserve	Field Data (pH / Temperature) pH: Field Lab
EFF			1	pH, T.Res.Chlorine	Grab	AQ	500ml Plastic	4°C	7.55/16.0°C
	12/21/21	1110	1	Total Coliform, Fecal Coliform	Grab	AQ	Coli Bottle	4°C, ST	
Geotracker EDD:									
Logcode: IPCI									
Global ID: WDR100000359									

Signature	Print Name (Company)	Date	Time
Relinquished by	E. MORRIS IPC	12/21/21	1112
Received by	MARIO SANTESTEBAN PCL	12/21/21	1135
Relinquished by			
Received by			
Relinquished by			
Received in lab by	MARIO SANTESTEBAN	12/21/21	1305

Sample Received Checklist

Temperature upon receipt: 4°C

# of bottles agrees with COC?	Yes No
Samples intact?	Yes No
Samples properly preserved?	Yes No
Samples in holding time?	Yes No

Compliance Monitor

Initial Flow _____

Final Flow _____

Sample Type
Grab
Comp

Matrix
AQ - Water
SO -Soil / Sludge
OT - Other

Bottle Type
P - Plastic
G - Amber Glass
VOA - 40 ml Vial
Coli - bacteria

Preservations
HC - HCl
HS - H_2SO_4
HN - HNO_3
HP - H_3PO_4
OH - NaOH
ST - Sodium Thiosulfate
AA - Ascorbic Acid
Al - $AlCl_3$
Cu - $CuSO_4$

Note: Samples are discarded 30 days after results are reported, unless other arrangements are made.

Rev 2 Effective 5/1/17

Pat-Chem Laboratories
1824 1st Street
San Fernando, CA 91340

CHAIN OF CUSTODY RECORD

Phone (818) 639-5300
Fax (818) 639-5306

Environmental Sample

Sample I.D.#: 2120808

Customer:	IPC - Integrated Performance Consultants, Inc.	**Project :**	(MCC) Daily EFF
Address:	9297 Research Drive	**Sampled by:**	Carlos Alvarez
	Irvine CA 92618	**Report Attention:**	Ric Vardel / Golan Kfir
		P.O. #:	
		Phone #:	949-382-9067

Sample Description	Date Sampled	Time Sampled	# of bottles	Required Tests	Sample Type	Matrix	Bottle Type	Preserve	Field Data (pH / Temperature) pH: Field Lab
EFF	12/22/21	1135	1	pH, T.Res.Chlorine	Grab	AQ	500ml Plastic	4°C	7.59/20.0°C
	1	1	1	Total Coliform, Fecal Coliform	Grab	AQ	Coli Bottle	4°C, ST	
Geotracker EDD:									
Logcode: IPCI									
Global ID: WDR100000359									

RECEIVED
DEC 22 2021
By

	Signature	Print Name (Company)	Date	Time
Relinquished by		Carlos Alvarez (IPC)	12/22/21	1145
Received by		Mario SAN ESTEBAN (PCL)	12/22/21	1145
Relinquished by				
Received by				
Relinquished by				
Received in lab by		DEC 22 2021		1330

Sample Received Checklist

Temperature upon receipt: 4°C

# of bottles agrees with COC?	Yes No
Samples intact?	Yes No
Samples properly preserved?	Yes No
Samples in holding time?	Yes No

Compliance Monitor

Initial Flow _____

Final Flow _____

Sample Type
Grab
Comp

Matrix
AQ - Water
SO -Soil / Sludge
OT - Other

Bottle Type
P - Plastic
G - Amber Glass
VOA - 40 ml Vial
Coli - bacteria

Preservations
HC - HCl
HS - H_2SO_4
HN - HNO_3
HP - H_3PO_4
OH - NaOH
ST Sodium Thiosulfate
AA - Ascorbic Acid
Al - $AlCl_3$
Cu -$CuSO_4$

Note: Samples are discarded 30 days after results are reported, unless other arrangements are made.

Pat-Chem Laboratories (PCL) Terms and Conditions

1. Definitions

"Terms and Conditions" means those Terms and Conditions of sale, including the price schedule, and any additions or amendments hereto which are agreed to in writing. "Client" means the individual or entity who may request laboratory services, consulting or sampling services and his or its heirs, successors, assigns and representatives. "Price Schedule" means Pat-Chem Laboratories (PCL) standard price schedule as such document may be amended or reissued from time to time by PCL.

2. Independent Contractor

PCL acts solely as an independent contractor in performing all services.

3. Orders and Acceptance

PCL offers and will accept orders for services (as defined herein) only under the following General Terms and Conditions (the "Terms"). These Terms shall not apply if PCL and the Client shall have executed a separate agreement in writing which does not incorporate the Terms. No modifications to the Terms shall be valid and binding unless in writing and signed by an authorized representative of the client and PCL.

The client may order services by submitting a written chain of custody (COC) to PCL. Any such order constitutes 1. an acceptance by the client of PCL's offer to do business with the client under the terms and condition and 2. an agreement to be bound by these terms and conditions. The Client's delivery of samples to PCL or initiation of consulting services constitutes the client's express assent to be governed by these terms and conditions. No contrary or additional terms and conditions expressed in a client's document shall be deemed to become a part of the contract created upon acceptance of the terms and conditions.

For purpose of this agreement, "services" shall mean all work to be performed for the client, including provision of all equipment and materials to be furnished by PCL.

4. Limit of Liability

PCL will perform the services in accordance with the normal standards of workmanship in the profession. Where applicable, PCL will use analytical methodologies which are in substantial conformity with the U.S. Environmental Protection Agency (EPA), CA Waterboard (ELAP), American Society for Testing and Materials (ASTM), Association of Official Analytical Chemists (AOAC), Standard Methods (SM) of the Examination of Water and Wastewater and/or other recognized methodologies. PCL reserves the right to deviate from these methodologies if necessary or appropriate due to the nature or compositions of the samples or otherwise based on the reasonable judgement of PCL. Deviations, if any, will be made on a basis consistent with the recognized standards of the industry and/or PCL Standard Operating Procedures (SOP) and/or our QA/QC policies. The total liability of PCL, its officers, agents, employees or successors to the client, arising out of or in connection with the services to be provided herein, shall not exceed the invoiced amount for said services. Client's acceptance of a work order and /or proposal releases PCL from any liability in excess of the invoiced amount for the services notwithstanding any provisions to the contrary in any client purchase orders or contracts.

5. Clients Responsibility

Unless PCL personnel performs the sampling, the client shall be responsible for the condition which the samples are collected and for conditions in and about the sampling site and for advising PCL of the same and all information required to enable PCL to perform its services safely and efficiently.

6. Cancellation

Client may cancel any order for services hereunder subject to payment for all services rendered and out-of-pocket expenses incurred up to the date of cancellation in accordance with the applicable Price Schedule.

7. Overriding Agreement

The parties agree that the Terms shall govern performance of Client's initial order and all subsequent orders for additional services, whether placed in writing or verbally, except to the extent the Terms are modified in writing and executed by an authorized representative of both parties.

8. Force Majeure

PCL shall not be responsible for delay or failure to perform the services pursuant to this agreement due to causes beyond its control.

9. Confidentiality

Data and the sample materials provided by client or at client's request and the results obtained by PCL shall be held in confidence (unless such information is generally available to the public or is the public domain or client has filed to pay PCL for all services rendered or is otherwise in breach of the agreement) subject to any disclosure required by law or legal process. PCL shall use the same standard of care it uses in protecting its own confidential data and shall not be responsible for unauthorized disclosure of said data where such standard was observed. PCL reports and information provided therein are for the exclusive use and benefit of client and client agrees there shall be no third party beneficiary of such reports, data or information. Client will not disclose to any third party any information concerning technical information, software programs or other formulations.

10. Hold Harmless

Client releases and shall save, indemnify, defend and hold PCL, its employees, officers, directors, agents, affiliates, subsidiaries and parent harmless from and against any and all liabilities, losses or damages, claims, demands, causes of action, suits and associated expenses including, but not limited to all court fees (the Litigation Expenses) and awards arising in favor of Client or any third party as a result of, and/or in any way occurring incident to arising out of, or in connection with the performance of services by PCL pursuant to this agreement and/or transportation, handling or disposal of client's hazardous materials. 1. Injury, disease or death of persons 2. Loss of, damage to, loss of, or loss of use of property and or 3. Financial loss of every kind of character. This indemnity does not apply to any of the foregoing losses, costs, damages, or injuries caused solely by the gross negligence or willful misconduct of PCL or its employees. Further, this indemnity shall specifically apply to losses, claims damages, actions of every kind and character arising out of or in connection with the negligence of or breach of contract by any indemnified Person, whether actual or alleged, in the performance of services under this agreement. The foregoing indemnities will be in addition to any liability which the client might otherwise have in PCL and the other indemnified Persons. To the extent necessary under applicable law, client agrees that its indemnity obligation will be supported by available liability insurance coverage to be furnished by client, which insurance shall be in the maximum amounts permitted under applicable law. In no event shall PCL be liable to client for indirect, punitive, special, incidental or consequential damages (including, without limitation, loss of profit or business interruption). Litigation Expenses or other fees (including, without limitation, attorney's fees, court costs, and /or pre or post-judgment interest), or any other expenses or costs incurred by client or any other party in any litigation against or involving PCL or any indemnified person in connection with this agreement or an services provided under this agreement even if client is the prevailing party.

11. Hazardous Substances

For PCL to perform the services requested by client, client will provide and PCL will receive samples materials for analyses such as asbestos, polychlorinated biphenyls, bacteria or any other hazardous or toxic material, wastes and substances which are defined, determined or identified as such under federal, state or local laws, rules, PCL policies or regulations (weather now existing or hereafter enacted or promulgated or any judicial or administrative interpretation of any thereof the "Hazardous Materials"). Client understands and agrees that any hazardous material received by PCL from client or at client's request shall remain the property of Client and that upon completion of PCL's services, PCL will dispose of all unused portions of samples as specified by client or by PCL's QA/QC policies. In the event the client does not specify its preferred method of disposal, PCL will return to the client all unused samples which contain Hazardous Materials. PCL reserves the right to charge the client for the disposal of unused samples in accordance with PCL's current sample disposal policy. In addition, all samples received by PCL for any/all bacterial analysis, client will be charged a sample disposal fee, per sample submitted, in accordance with our QA/QC policies and procedures.

12. Prices/Payments

Client shall pay PCL in accordance with PCL's applicable price schedule in effect in the area of operations on the date the services were rendered or with prices quoted and later confirmed in writing. The price schedule is subject to change at any time without notice. Payment in advance or when analysis is completed is required for all new clients or until a history of payment and/or credit account has been established with PCL. For those clients with an established credit account, the terms for payment of charges are NET CASH within thirty (30) days from date of invoices. To the fullest extent permitted (if at all) by applicable law, any amount unpaid at the end of thirty (30) days is subject to interest at the lessor of the maximum rate permitted by law or one and one-half percent (1.5%) per month on the unpaid balances. If unpaid amounts are collected through legal proceedings or by an attorney, the client shall pay reasonable costs and attorney's fees or agents' fees associated with such collection procedure or efforts.

13. Agreement Modification

Changes, modifications or amendments to the terms shall be effective on in writing and executed by an officer of PCL and by clients authorized representative, except that subsequent orders for additional services may be verbal or in writing.

14. No Third Party Beneficiaries: No Right of Reliance

PCL shall have no responsibility or liability for client's use of or reliance on data, information, or reports furnished by PCL. Client is securing services hereunder for his own account, and not as agent or broker, or in any other representative capacity for any other person or entity. It is agreed and acknowledged that there are no third party beneficiaries to this agreement, and that no third party may rely on such data, information or reports. Client represents, warrants, and agrees that said data, information and reports are not requested, or shall be used to relied upon, in connection with or as part of, the purchase, sale, underwriting, or distribution of any securities, any periodic or other reporting to the holders of any security, the securing, amendment, renewal, or extension of any loan from any financial institution or other lender or the certification to or contracting with, directly or indirectly, any governmental agency or department.

15. Rush Analysis

Rush analyses are available for an additional charge and must be arranged in advanced. If, for any unforeseen reason, the rush turnaround time cannot be met, the normal price will apply.

16. Holding Times

PCL cannot be responsible for holding times that are exceeded because of samples that are delivered on weekends or after 3pm on weekdays without prior notification and acceptance. Standard holding times and storage conditions should be reviewed prior to any samples being received by PCL. A list of holding times can be provided to the client if requested. All analyses with holding times of 14 days or less, samples must arrive within 96 hours to allow PCL to meet holding times without applying a rush surcharge. All short holding times, 2-7 days, samples must arrive at the lab within 24 hours before expiration to insure that the holding times can be met. Short Holding Times of 48 hours or less (bacteria is 6 hours) must be delivered that same day in order to guarantee holding times are met. After hours, late delivery, freight company delays or similar issues are subject to additional rush fees and/or the inability to meet holding times. All holding times are in effect as of the publication date of this fee schedule and are subject to change without notice.

17. Sample Retention

All samples are retained for at least thirty (30) days after analysis has been completed. Sample storage for longer periods is by request only. Pre-arranged long term storage is subject to an additional charge. Samples will be discarded at the end of the pre-arranged storage time.

18. Sample Pick Up/Field Tech Sampling

All pick up/sampling fees have been notated on the fee schedule. Reasonable time has been allocated for each pick up or service. Unnecessary delays during the pick up or sampling, might be accessed an additional fee.

PAT-CHEM
LABORATORIES

QUALITY ANALYTICAL SERVICES SINCE 1987

1824 1st Street
San Fernando, CA 91340
(818) 639-5300 ph
(818) 639-5306 fx
pat-chem.com

Customer: **Integrated Performance Consultants, Inc.**
9297 Research Drive
Irvine CA, 92618

Attention: Ric Vardel
Report Date: 08-Jan-22 20:19
Subject: (MCC) Weekly EFF

Project/P.O.#: (MCC) Weekly EFF

Parameter	Method	QC Batch	RL	Prepared	Analyzed	Result	Notes
EFF (Sample I.D.# : 21L0840-01) Collected: 22-Dec-21 By CA of IPC							
Physical Properties							
Total Suspended Solids	SM2540D	AL12844	1	28-Dec-21	29-Dec-21	**<1 mg/l**	
Inorganic Constituents							
Ammonia as N	EPA 350.1	AA20355	0.10	03-Jan-22	04-Jan-22	**0.14 mg/l**	
Nitrate as N	EPA 353.2	AL12738	0.50	23-Dec-21	23-Dec-21	**2.81 mg/l**	
Nitrite as N	EPA 353.2	AL12738	0.05	23-Dec-21	23-Dec-21	**<0.05 mg/l**	
Total Kjeldahl Nitrogen	EPA 351.2	AA20526	0.10	05-Jan-22	07-Jan-22	**0.59 mg/l**	
EFF (Sample I.D.# : 21L0840-02) Collected: 21-Dec-21 By CA of IPC							
Aggregate Organic Constituents							
Biochemical Oxygen Demand	SM 5210B	AL12226	2	22-Dec-21	28-Dec-21	**<2 mg/l**	

Notes and Definitions

RL Reporting Limit - The lowest amount of a constituent that can be reliably quantified and reported.

Respectfully Submitted,

Stephen Sakai 1/8/2022
Lab Director

Pat-Chem Laboratories
1824 1st Street
San Fernando, CA 91340

CHAIN OF CUSTODY RECORD

Phone (818) 639-5300
Fax (818) 639-5306

Environmental Sample

Sample I.D.#: 2120840

Customer: IPC - Integrated Performance Consultants, Inc.		**Project :** (MCC) Weekly EFF	
Address: 9297 Research Drive Irvine CA 92618	**Sampled by:** Ric Vardel / Golan Kfir	**P.O. #:** 949-382-9067	
	Report Attention: Carlos Alvarez	**Phone #:**	

Sample Description	Date Sampled	Time Sampled	# of bottles	Required Tests	Sample Type	Matrix	Bottle Type	Preserve	Field Data (pH / Temperature) pH: Field Lab
EFF	12/22/21	1135	1	TSS	Grab	AQ	1-Liter-Plastic	4°C	
	1	1	1	Ammonia, TKN	Grab	AQ	500ml Plastic	4°C	
	1	1	1	Nitrate, Nitrite	Grab	AQ	250ml Plastic	4°C	
	12/21/21	0000	1	BOD	Comp	AQ	1-Liter-Plastic	4°C	

RECEIVED
DEC 23 2021
By

Geotracker EDD:
Logcode: IPCI
Global ID: WDR100000359

	Signature	Print Name (Company)	Date	Time
Relinquished by		Carlos Alvarez (IPC)	12/22/21	1145
Received by		MARIO SANTIESTEBAN (PCL)	12/22/21	1145
Relinquished by				
Received by				
Relinquished by				
Received in lab by		DEC 23 2021		1330

Sample Received Checklist

Temperature upon receipt: 4°C

# of bottles agrees with COC?	Yes No
Samples intact?	Yes No
Samples properly preserved?	Yes No
Samples in holding time?	Yes No

Compliance Monitor

Initial Flow _____

Final Flow _____

Sample Type	Matrix	Bottle Type
Grab	AQ - Water	P - Plastic
Comp	SO - Soil / Sludge	G - Amber Glass
	OT - Other	VOA - 40 ml Vial
		Coli - bacteria

Preservations
HC - HCl
HS - H_2SO_4
HN - HNO_3
HP - H_3PO_4
OH - NaOH
ST - Sodium Thiosulfate
AA - Ascorbic Acid
Al - $AlCl_3$
Cu - $CuSO_4$

Note: Samples are discarded 30 days after results are reported, unless other arrangements are made.

Rev 2 Effective 5/1/17

Pat-Chem Laboratories (PCL) Terms and Conditions

1. Definitions

"Terms and Conditions" means those Terms and Conditions of sale, including the price schedule, and any additions or amendments hereto which are agreed to in writing. "Client" means the individual or entity who may request laboratory services, consulting or sampling services and his or its heirs, successors, assigns and representatives. "Price Schedule" means Pat-Chem Laboratories (PCL) standard price schedule as such document may be amended or reissued from time to time by PCL.

2. Independent Contractor

PCL acts solely as an independent contractor in performing all services.

3. Orders and Acceptance

PCL offers and will accept orders for services (as defined herein) only under the following General Terms and Conditions (the "Terms"). These Terms shall not apply if PCL and the Client shall have executed a separate agreement in writing which does not incorporate the Terms. No modifications to the Terms shall be valid and binding unless in writing and signed by an authorized representative of the client and PCL.

The client may order services by submitting a written chain of custody (COC) to PCL. Any such order constitutes 1. an acceptance by the client of PCL's offer to do business with the client under the terms and condition and 2. an agreement to be bound by these terms and conditions.

The Client's delivery of samples to PCL or initiation of consulting services constitutes the client's express assent to be governed by these terms and conditions. No contrary or additional terms and conditions expressed in a client's document shall be deemed to become a part of the contract created upon acceptance of the terms and conditions

For purpose of this agreement, "services" shall mean all work to be performed for the client, including provision of all equipment and materials to be furnished by PCL

4. Limit of Liability

PCL will perform the services in accordance with the normal standards of workmanship in the profession. Where applicable, PCL will use analytical methodologies which are in substantial conformity with the U.S. Environmental Protection Agency (EPA), CA Waterboard (ELAP), American Society for Testing and Materials (ASTM) Association of Official Analytical Chemists (AOAC), Standard Methods (SM) of the Examination of Water and Wastewater and/or other recognized methodologies. PCL reserves the right to deviate from these methodologies if necessary or appropriate due to the nature or compositions of the samples or otherwise based on the reasonable judgement of PCL. Deviations, if any, will be made on a basis consistent with the recognized standards of the industry and/or PCL Standard Operating Procedures (SOP) and/or our QA/QC policies. The total liability of PCL, its officers, agents, employees or successors to the client, arising out of or in connection with the services to be provided herein, shall not exceed the invoiced amount for said services. Client's acceptance of a work order and /or proposal releases PCL from any liability in excess of the invoiced amount for the services notwithstanding any provisions to the contrary in any client purchase orders or contracts.

5. Clients Responsibility

Unless PCL personnel performs the sampling, the client shall be responsible for the condition which the samples are collected and for conditions in and about the sampling site and for advising PCL of the same and all information required to enable PCL to perform its services safely and efficiently.

6. Cancellation

Client may cancel any order for services hereunder subject to payment for all services rendered and out-of-pocket expenses incurred up to the date of cancellation in accordance with the applicable Price Schedule.

7. Overriding Agreement

The parties agree that the Terms shall govern performance of Client's initial order and all subsequent orders for additional services, whether placed in writing or verbally, except to the extent the Terms are modified in writing and executed by an authorized representative of both parties.

8. Force Majeure

PCL shall not be responsible for delay or failure to perform the services pursuant to this agreement due to causes beyond its control.

9. Confidentiality

Data and the sample materials provided by Client or at client's request and the results obtained by PCL shall be held in confidence (unless such information is generally available to the public or is the public domain, or client has filed to pay PCL for all services rendered or is otherwise in breach of the agreement) subject to any disclosure required by law or legal process. PCL shall use the same standard of care it uses in protecting its own confidential data and shall not be responsible for unauthorized disclosure of said data where such standard was observed. PCL reports and information provided therein are for the exclusive use and benefit of client and client agrees there shall be no third party beneficiary of such reports, data or information. Client will not disclose to any third party any information concerning technical information, software programs or other formulations.

10. Hold Harmless

Client releases and shall save, indemnify, defend and hold PCL, its employees, officers, directors, agents, affiliates, subsidiaries and parent harmless from and against any and all liabilities, losses or damages, claims, demands, causes of action, suits and associated expenses including, but not limited to all court fees (the Litigation Expenses) and awards arising in favor of Client or any third party as a result of, and/or in any way occurring incident to arising out of, or in connection with the performance of services by PCL pursuant to this agreement and/or transportation, handling or disposal of client's hazardous materials. 1. Injury, disease or death of persons 2. Loss of, damage to, loss of, or loss of use of property and or 3. Financial loss of every kind of character. This indemnity does not apply to any of the foregoing losses, costs, damages, or injuries caused solely by the gross negligence or willful misconduct of PCL or its employees. Further, this indemnity shall specifically apply to losses, claims damages, actions of every kind and character arising out of or in connection with the negligence of or breach of contract by any indemnified Person, whether actual or alleged, in the performance of services under this agreement. The foregoing indemnities will be in addition to any liability which the client might otherwise have in PCL and the [illegible]. To the extent necessary under [illegible] that its indemnity obligation will be supported by available liability insurance coverage to be furnished by client, which insurance shall be in the maximum amounts permitted under applicable law. In no event shall PCL be liable to client for indirect, punitive, special, incidental or consequential damages (including, without limitation, loss of profit or business interruption), Litigation Expenses or other fees (including, without limitation, attorney's fees, court costs, and /or pre or post-judgment interest), or any other expenses or costs incurred by client or any other party in any litigation against or involving PCL or any indemnified person in connection with this agreement or all services provided under this agreement even if client is the prevailing party.

11. Hazardous Substances

For PCL to perform the services requested by client, client will provide and PCL will receive samples materials for analyses such as asbestos, polychlorinated biphenyls, bacteria or any other hazardous or toxic material, wastes and substances which are defined, determined or identified as such under federal, state or local laws, rules, PCL policies or regulations (weather now existing or hereafter enacted or promulgated or any judicial or administrative interpretation of any thereof the "Hazardous Materials".) Client understands and agrees that any hazardous material received by PCL from client or at client's request shall remain the property of Client and that upon completion of PCL's services, PCL will dispose of all unused portions of samples as specified by client or by PCL's QA/QC policies. In the event the client does not specify its preferred method of disposal, PCL will return to the client all unused samples which contain Hazardous Materials. PCL reserves the right to charge the client for the disposal of unused samples in accordance with PCL's current sample disposal policy. In addition, all samples received by PCL for any/all bacterial analysis, client will be charged a sample disposal fee, per sample submitted, in accordance with our QA/QC policies and procedures

12. Prices/Payments

Client shall pay PCL in accordance with PCL's applicable price schedule in effect in the area of operations on the date the services were rendered or with prices quoted and later confirmed in writing. The price schedule is subject to change at any time without notice. Payment in advance or when analysis is completed is required for all new clients or until a history of payment and/or credit account has been established with PCL. For those clients with an established credit account, the terms for payment of charges are NET CASH within thirty (30) days from date of invoices. To the fullest extent permitted (if at all) by applicable law, any amount unpaid at the end of thirty (30) days is subject to interest at the lesser of the maximum rate permitted by law or one and one-half percent (1.5%) per month on the unpaid balances. If unpaid amounts are collected through legal proceedings or by an attorney, the client shall pay reasonable costs and attorney's fees or agents' fees associated with such collection procedure or efforts.

13. Agreement Modification

Changes, modifications or amendments to the terms shall be effective on in writing and executed by an officer of PCL and by clients authorized representative, except that subsequent orders for additional services may be verbal or in writing.

14. No Third Party Beneficiaries: No Right of Reliance

PCL shall have no responsibility or liability for client's use of or reliance on data, information, or reports furnished by PCL. Client is securing services hereunder for his own account, and not as agent or broker, or in any other representative capacity for any other person or entity. It is agreed and acknowledged that there are no third party beneficiaries to this agreement, and that no third party may rely on such data, information or reports. Client represents, warrants, and agrees that said data, information and reports are not requested, or shall be used to relied upon, in connection with or as part of, the purchase, sale, underwriting, or distribution of any securities, any periodic or other reporting to the holders of any security, the securing, amendment, renewal, or extension of any loan from any financial institution or other lender or the certification to or contracting with, directly or indirectly, any governmental agency or department

15. Rush Analysis

Rush analyses are available for an additional charge and must be arranged in advanced. If, for any unforeseen reason, the rush turnaround time cannot be met, the normal price will apply.

16. Holding Times

PCL cannot be responsible for holding times that are exceeded because of samples that are delivered on weekends or after 3pm on weekdays without prior notification and acceptance. Standard holding times and storage conditions should be reviewed prior to any samples being received by PCL. A list of holding times can be provided to the client if requested. All analyses with holding times of 14 days or less, samples must arrive within 96 hours to allow PCL to meet holding times without applying a rush surcharge. All short holding times, 2-7 days, samples must arrive at the lab within 24 hours before expiration to insure that the holding times can be met. Short Holding Times of 48 hours or less (bacteria is 6 hours) must be delivered that same day in order to guarantee holding times are met. After hours, late delivery, freight company delays or similar issues are subject to additional rush fees and/or the inability to meet holding times. All holding times are in effect as of the publication date of this fee schedule and are subject to change without notice.

17. Sample Retention

All samples are retained for at least thirty (30) days after analysis has been completed. Sample storage for longer periods is by request only. Pre-arranged long term storage is subject to an additional charge. Samples will be discarded at the end of the pre-arranged storage time.

18. Sample Pick Up/Field Tech Sampling

All pick up/sampling fees have been notated on the fee schedule. Reasonable time has been allocated for each pick up or service. Unnecessary delays during the pick up or sampling, might be accessed an additional fee.

PAT-CHEM
LABORATORIES

QUALITY ANALYTICAL SERVICES SINCE 1987

1824 1st Street
San Fernando, CA 91340
(818) 639-5300 ph
(818) 639-5306 fx
pat-chem.com

Customer: **Integrated Performance Consultants, Inc.**
9297 Research Drive
Irvine CA, 92618

Attention: Ric Vardel
Report Date: 05-Jan-22 10:18
Subject: (MCC) Weekly INF

Project/P.O.#: (MCC) Weekly INF

Parameter	Method	QC Batch	RL	Prepared	Analyzed	Result	Notes
INF (Sample I.D.# : 21L0839-01) Collected: 22-Dec-21 By CA of IPC							
Physical Properties							
Total Suspended Solids	SM2540D	AL12844	1	28-Dec-21	29-Dec-21	**260 mg/l**	
Aggregate Organic Constituents							
Biochemical Oxygen Demand	SM 5210B	AL12226	2	22-Dec-21	28-Dec-21	**398 mg/l**	

Notes and Definitions

RL Reporting Limit - The lowest amount of a constituent that can be reliably quantified and reported.

Respectfully Submitted,

Stephen Sakai 1/5/2022
Lab Director

Pat-Chem Laboratories
1824 1st Street
San Fernando, CA 91340

CHAIN OF CUSTODY RECORD

Phone (818) 639-5300
Fax (818) 639-5306

Environmental Sample

Sample I.D.#: 2120839

Customer:	IPC - Integrated Performance Consultants, Inc.	**Project:**	(MCC) Weekly INF
Address:	9297 Research Drive	**Sampled by:**	Carlos Alvarez
	Irvine CA 92618	**Report Attention:**	Ric Vardel / Golan Kfir
		P.O. #:	
		Phone #:	949-382-9067

Sample Description	Date Sampled	Time Sampled	# of bottles	Required Tests	Sample Type	Matrix	Bottle Type	Preserve	Field Data (pH / Temperature) pH: Field Lab
INF	12/21/21	0000	1	TSS	Comp	AQ	1-Liter Plastic	4°C	
	1	1	1	BOD	Comp	AQ	1-Liter Plastic	4°C	

RECEIVED
DEC 23 2021
By

Geotracker EDD:
Logcode: IPCI
Global ID: WDR100000359

	Signature	Print Name (Company)	Date	Time
Relinquished by		Carlos Alvarez (IPC)	12/21/21	1145
Received by		MARIO SANTIESTEBAN (PCL)	12/22/21	1145
Relinquished by				
Received by				
Relinquished by				
Received in lab by		DEC 23 2021		1330

Sample Received Checklist

Temperature upon receipt: 4°C

# of bottles agrees with COC?	Yes	No
Samples intact?	Yes	No
Samples properly preserved?	Yes	No
Samples in holding time?	Yes	No

Compliance Monitor

Initial Flow _____

Final Flow _____

Sample Type
Grab
Comp

Matrix
AQ - Water
SO -Soil / Sludge
OT - Other

Bottle Type
P - Plastic
G - Amber Glass
VOA - 40 ml Vial
Coli - bacteria

Preservations
HC - HCl
HS - H_2SO_4
HN - HNO_3
HP - H_3PO_4
OH - NaOH
ST - Sodium Thiosulfate
AA - Ascorbic Acid
AI - $AlCl_3$
Cu - $CuSO_4$

Note: Samples are discarded 30 days after results are reported, unless other arrangements are made.

Rev 2 Effective 5/1/17

Pat-Chem Laboratories (PCL) Terms and Conditions

1. Definitions

"Terms and Conditions" means those Terms and Conditions of sale, including the price schedule, and any additions or amendments hereto which are agreed to in writing. "Client" means the individual or entity who may request laboratory services, consulting or sampling services and his or its heirs, successors, assigns and representatives. "Price Schedule" means Pat-Chem Laboratories (PCL) standard price schedule as such document may be amended or reissued from time to time by PCL.

2. Independent Contractor

PCL acts solely as an independent contractor in performing all services.

3. Orders and Acceptance

PCL offers and will accept orders for services (as defined herein) only under the following General Terms and Conditions (the "Terms"). These Terms shall not apply if PCL and the Client shall have executed a separate agreement in writing which does not incorporate the Terms. No modifications to the Terms shall be valid and binding unless in writing and signed by an authorized representative of the client and PCL.

The client may order services by submitting a written chain of custody (COC) to PCL. Any such order constitutes 1. an acceptance by the client of PCL's offer to do business with the client under the terms and condition and 2. an agreement to be bound by these terms and conditions.

The Client's delivery of samples to PCL or initiation of consulting services constitutes the client's express assent to be governed by these terms and conditions. No contrary or additional terms and conditions expressed in a client's document shall be deemed to become a part of the contract created upon acceptance of the terms and conditions.

For purpose of this agreement, "services" shall mean all work to be performed for the client, including provision of all equipment and materials to be furnished by PCL.

4. Limit of Liability

PCL will perform the services in accordance with the normal standards of workmanship in the profession. Where applicable, PCL will use analytical methodologies which are in substantial conformity with the U.S. Environmental Protection Agency (EPA), CA Waterboard (ELAP), American Society for Testing and Materials (ASTM), Association of Official Analytical Chemists (AOAC), Standard Methods (SM) of the Examination of Water and Wastewater and/or other recognized methodologies. PCL reserves the right to deviate from these methodologies if necessary or appropriate due to the nature or compositions of the samples or otherwise based on the reasonable judgement of PCL. Deviations, if any, will be made on a basis consistent with the recognized standards of the industry and/or PCL Standard Operating Procedures (SOP) and/or our QA/QC policies. The total liability of PCL, its officers, agents, employees or successors to the client, arising out of or in connection with the services to be provided herein, shall not exceed the invoiced amount for said services. Client's acceptance of a work order and /or proposal releases PCL from any liability in excess of the invoiced amount for the services notwithstanding any provisions to the contrary in any client purchase orders or contracts.

5. Clients Responsibility

Unless PCL personnel performs the sampling, the client shall be responsible for the condition which the samples are collected and for conditions in and about the sampling site and for advising PCL of the same and all information required to enable PCL to perform its services safely and efficiently.

6. Cancellation

Client may cancel any order for services hereunder subject to payment for all services rendered and out-of-pocket expenses incurred up to the date of cancellation in accordance with the applicable Price Schedule.

7. Overriding Agreement

The parties agree that the Terms shall govern performance of Client's initial order and all subsequent orders for additional services, whether placed in writing or verbally, except to the extent the Terms are modified in writing and executed by an authorized representative of both parties.

8. Force Majeure

PCL shall not be responsible for delay or failure to perform the services pursuant to this agreement due to causes beyond its control.

9. Confidentiality

Data and the sample materials provided by client or at client's request and the results obtained by PCL shall be held in confidence (unless such information is generally available to the public or is the public domain or client has filed to pay PCL for all services rendered or is otherwise in breach of the agreement) subject to any disclosure required by law or legal process. PCL shall use the same standard of care it uses in protecting its own confidential data and shall not be responsible for unauthorized disclosure of said data where such standard was observed. PCL reports and information provided therein are for the exclusive use and benefit of client and client agrees there shall be no third party beneficiary of such reports, data or information. Client will not disclose to any third party any information concerning technical information, software programs or other formulations.

10. Hold Harmless

Client releases and shall save, indemnify, defend and hold PCL, its employees, officers, directors, agents, affiliates, subsidiaries and parent harmless from and against any and all liabilities, losses or damages, claims, demands, causes of action, suits and associated expenses including, but not limited to all court fees (the Litigation Expenses) and awards arising in favor of Client or any third party as a result of, and/or in any way occurring incident to arising out of, or in connection with the performance of services by PCL pursuant to this agreement and/or transportation, handling or disposal of client's hazardous materials. 1. Injury, disease or death of persons 2. Loss of, damage to, loss of, or loss of use of property and or 3. Financial loss of every kind of character. This indemnity does not apply to any of the foregoing losses, costs, damages, or injuries caused solely by the gross negligence or willful misconduct of PCL or its employees. Further, this indemnity shall specifically apply to losses, claims damages, actions of every kind and character arising out of or in connection with the negligence of or breach of contract by any indemnified Person, whether actual or alleged, in the performance of services under this agreement. The foregoing indemnities will be in addition to any liability [illegible] client might otherwise have in PCL and the [illegible] time. To the extent necessary under [illegible] that its indemnity obligation will be supported by available liability insurance coverage to be furnished by client, which insurance shall be in the maximum amounts permitted under applicable law. In no event shall PCL be liable to client for indirect, punitive, special, incidental or consequential damages (including, without limitation, loss of profit or business interruption), Litigation Expenses or other fees (including, without limitation, attorney's fees, court costs, and /or pre or post-judgment interest), or any other expenses or costs incurred by client or any other party in any litigation against or involving PCL or any indemnified person in connection with this agreement or all services provided under this agreement even if client is the prevailing party.

11. Hazardous Substances

For PCL to perform the services requested by client, client will provide and PCL will receive samples materials for analyses such as asbestos, polychlorinated biphenyls, bacteria or any other hazardous or toxic material, wastes and substances which are defined, determined or identified as such under federal, state or local laws, rules, PCL policies or regulations (weather now existing or hereafter enacted or promulgated or any judicial or administrative interpretation of any thereof the "Hazardous Materials"). Client understands and agrees that any hazardous material received by PCL from client or at client's request shall remain the property of Client and that upon completion of PCL's services, PCL will dispose of all unused portions of samples as specified by client or by PCL's QA/QC policies. In the event the client does not specify its preferred method of disposal, PCL will return to the client all unused samples which contain Hazardous Materials. PCL reserves the right to charge the client for the disposal of unused samples in accordance with PCL's current sample disposal policy. In addition, all samples received by PCL for any/all bacterial analysis, client will be charged a sample disposal fee, per sample submitted, in accordance with our QA/QC policies and procedures.

12. Prices/Payments

Client shall pay PCL in accordance with PCL's applicable price schedule in effect in the area of operations on the date the services were rendered or with prices quoted and later confirmed in writing. The price schedule is subject to change at any time without notice. Payment in advance or when analysis is completed is required for all new clients or until a history of payment and/or credit account has been established with PCL. For those clients with an established credit account, the terms for payment of charges are NET CASH within thirty (30) days from date of invoices. To the fullest extent permitted (if at all) by applicable law, any amount unpaid at the end of thirty (30) days is subject to interest at the lessor of the maximum rate permitted by law or one and one-half percent (1.5%) per month on the unpaid balances. If unpaid amounts are collected through legal proceedings or by an attorney, the client shall pay reasonable costs and attorney's fees or agents' fees associated with such collection procedure or efforts.

13. Agreement Modification

Changes, modifications or amendments to the terms shall be effective on in writing and executed by an officer of PCL and by clients authorized representative, except that subsequent orders for additional services may be verbal or in writing.

14. No Third Party Beneficiaries: No Right of Reliance

PCL shall have no responsibility or liability for client's use of or reliance on data, information, or reports furnished by PCL. Client is securing services hereunder for his own account, and not as agent or broker, or in any other representative capacity for any other person or entity. It is agreed and acknowledged that there are no third party beneficiaries to this agreement, and that no third party may rely on such data, information or reports. Client represents, warrants, and agrees that said data, information and reports are not requested, or shall be used to relied upon, in connection with or as part of, the purchase, sale, underwriting, or distribution of any securities, any periodic or other reporting to the holders of any security, the securing, amendment, renewal, or extension of any loan from any financial institution or other lender or the certification to or contracting with, directly or indirectly, any governmental agency or department.

15. Rush Analysis

Rush analyses are available for an additional charge and must be arranged in advanced. If, for any unforeseen reason, the rush turnaround time cannot be met, the normal price will apply.

16. Holding Times

PCL cannot be responsible for holding times that are exceeded because of samples that are delivered on weekends or after 3pm on weekdays without prior notification and acceptance. Standard holding times and storage conditions should be reviewed prior to any samples being received by PCL. A list of holding times can be provided to the client if requested. All analyses with holding times of 14 days or less, samples must arrive within 96 hours to allow PCL to meet holding times without applying a rush surcharge. All short holding times, 2-7 days, samples must arrive at the lab within 24 hours before expiration to insure that the holding times can be met. Short Holding Times of 48 hours or less (bacteria is 6 hours) must be delivered that same day in order to guarantee holding times are met. After hours, late delivery, freight company delays or similar issues are subject to additional rush fees and/or the inability to meet holding times. All holding times are in effect as of the publication date of this fee schedule and are subject to change without notice.

17. Sample Retention

All samples are retained for at least thirty (30) days after analysis has been completed. Sample storage for longer periods is by request only. Pre-arranged long term storage is subject to an additional charge. Samples will be discarded at the end of the pre-arranged storage time.

18. Sample Pick Up/Field Tech Sampling

All pick up/sampling fees have been notated on the fee schedule. Reasonable time has been allocated for each pick up or service. Unnecessary delays during the pick up or sampling, might be accessed an additional fee.

PAT-CHEM
LABORATORIES
QUALITY ANALYTICAL SERVICES SINCE 1987
1824 1st Street
San Fernando, CA 91340
(818) 639-5300 ph
(818) 639-5306 fx
pat-chem.com

Customer: **Integrated Performance Consultants, Inc.**
9297 Research Drive
Irvine CA, 92618

Attention: Ric Vardel
Report Date: 07-Jan-22 17:06
Subject: (MCC) Daily EFF

Project/P.O.#: (MCC) Daily EFF

Parameter	Method	QC Batch	RL	Prepared	Analyzed	Result	Notes
EFF (Sample I.D.# : 21L0857-01) Collected: 23-Dec-21 By EM of IPC							
Microbiological							
Fecal Coliforms	SM 9221E	AL12327	1.8	23-Dec-21	25-Dec-21	**<1.8 MPN/100 ml**	
Total Coliforms	SM 9221B	AL12327	1.8	23-Dec-21	25-Dec-21	**<1.8 MPN/100 ml**	
Inorganic Constituents							
pH	SM 4500H-B	AL13032	0.1	23-Dec-21	23-Dec-21	**7.7 pH Units**	
Residual Chlorine	SM 4500Cl-G	AL12333	0.05	23-Dec-21	23-Dec-21	**0.14 mg/l**	

Notes and Definitions

RL Reporting Limit - The lowest amount of a constituent that can be reliably quantified and reported.

Respectfully Submitted,

Stephen Sakai 1/7/2022
Lab Director

Pat-Chem Laboratories
1824 1st Street
San Fernando, CA 91340

CHAIN OF CUSTODY RECORD

Phone (818) 639-5300
Fax (818) 639-5306

Environmental Sample

Sample I.D.#: 21L0857

Customer:	IPC - Integrated Performance Consultants, Inc.	**Project:**	(MCC) Daily EFF
Address:	9297 Research Drive	**Sampled by:**	ERIC MORRIS
	Irvine CA 92618	**Report Attention:**	Ric Vardel / Golan Kfir
		P.O. #:	
		Phone #:	949-382-9067

Sample Description	Date Sampled	Time Sampled	# of bottles	Required Tests	Sample Type	Matrix	Bottle Type	Preserve	Field Data (pH / Temperature) pH: Field Lab
EFF	12-23-21	1105	1	pH, T.Res.Chlorine	Grab	AQ	500ml Plastic	4°C	
	"	"	1	Total Coliform, Fecal Coliform	Grab	AQ	Coli Bottle	4°C, ST	
Geotracker EDD:									
Logcode: IPCI									
Global ID: WDR100000359									

RECEIVED
DEC 23 2021
By

Signature	Print Name (Company)	Date	Time
Relinquished by	E. MORRIS IPC	12-23-21	1115
Received by	Jonathan V (PCL)	12/23	1200
Relinquished by	Jonathan V (PCL)	12/23	1400
Received by			
Relinquished by			
Received in lab by	DEC 23 2021		1400

Sample Received Checklist

Temperature upon receipt: 4°C
# of bottles agrees with COC? Yes No
Samples intact? Yes No
Samples properly preserved? Yes No
Samples in holding time? Yes No

Compliance Monitor

Initial Flow _____

Final Flow _____

Sample Type
Grab
Comp

Matrix
AQ - Water
SO -Soil / Sludge
OT - Other

Bottle Type
P - Plastic
G - Amber Glass
VOA - 40 ml Vial
Coli - bacteria

Preservations
HC - HCl
HS - H_2SO_4
HN - HNO_3
HP - H_3PO_4
OH - NaOH
ST - Sodium Thiosulfate
AA - Ascorbic Acid
AI - $AlCl_3$
Cu -$CuSO_4$

Note: Samples are discarded 30 days after results are reported, unless other arrangements are made.

Rev 2 Effective 5/1/17

Pat-Chem Laboratories (PCL) Terms and Conditions

1. Definitions

"Terms and Conditions" means these Terms and conditions of sale, including the price schedule, and any additions or amendments hereto which are agreed to in writing. "Client" means the individual or entity who may request laboratory services, consulting or sampling services and his or its heirs, successors, assigns and representatives. "Price Schedule" means Pat-Chem Laboratories (PCL) standard price schedule as such document may be amended or reissued from time to time by PCL.

2. Independent Contractor

PCL acts solely as an independent contractor in performing all services.

3. Orders and Acceptance

PCL offers and will accept orders for services (as defined herein) only under the following General Terms and Conditions (the "Terms"). These Terms shall not apply if PCL and the Client shall have executed a separate agreement in writing which does not incorporate the Terms. No modifications to the Terms shall be valid and binding unless in writing and signed by an authorized representative of the client and PCL.

The client may order services by submitting a written chain of custody (COC) to PCL. Any such order constitutes 1. an acceptance by the client of PCL's offer to do business with the client under the terms and conditions and 2. an agreement to be bound by these terms and conditions. The Client's delivery of samples to PCL or initiation of consulting services constitutes the client's express assent to be governed by these terms and conditions. No contrary or additional terms and conditions expressed in a client's document shall be deemed to become a part of the contract created upon acceptance of the terms and conditions.

For purpose of this agreement, "services" shall mean all work to be performed for the client, including provision of all equipment and materials to be furnished by PCL.

4. Limit of Liability

PCL will perform the services in accordance with the normal standards of workmanship in the profession. Where applicable, PCL will use analytical methodologies which are in substantial conformity with the U.S. Environmental Protection Agency (EPA), CA Waterboard (ELAP), American Society for Testing and Materials (ASTM), Association of Official Analytical Chemists (AOAC), Standard Methods (SM) of the Examination of Water and Wastewater and/or other recognized methodologies. PCL reserves the right to deviate from these methodologies if necessary or appropriate due to the nature or compositions of the samples or otherwise based on the reasonable judgement of PCL. Deviations, if any, will be made on a basis consistent with the recognized standards of the industry and/or PCL Standard Operating Procedures (SOP) and/or our QA/QC policies. The total liability of PCL, its officers, agents, employees or successors to the client, arising out of or in connection with the services to be provided herein, shall not exceed the invoiced amount for said services. Client's acceptance of a work order and /or proposal releases PCL from any liability in excess of the invoiced amount for the services notwithstanding any provisions to the contrary in any client purchase orders or contracts.

5. Clients Responsibility

Unless PCL personnel performs the sampling, the client shall be responsible for the condition which the samples are collected and for conditions in and about the sampling site and for advising PCL of the same and all information required to enable PCL to perform its services safely and efficiently.

6. Cancellation

Client may cancel any order for services hereunder subject to payment for all services rendered and out-of-pocket expenses incurred up to the date of cancellation in accordance with the applicable Price Schedule.

7. Overriding Agreement

The parties agree that the Terms shall govern performance of Client's initial order and all subsequent orders for additional services, whether placed in writing or verbally, except to the extent the Terms are modified in writing and executed by an authorized representative of both parties.

8. Force Majeure

PCL shall not be responsible for delay or failure to perform the services pursuant to this agreement due to causes beyond its control.

9. Confidentiality

Data and the sample materials provided by client or at client's request and the results obtained by PCL shall be held in confidence (unless such information is generally available to the public or in the public domain or client has failed to pay PCL for all services rendered or is otherwise in breach of the agreement) subject to any disclosure required by law or legal process. PCL shall use the same standard of care it uses in protecting its own confidential data and shall not be responsible for unauthorized disclosure of said data where such standard was observed. PCL reports and information provided thereto are for the exclusive use and benefit of client and client agrees that there shall be no third party beneficiary of PCL's reports, data or information. Client will not disclose to any third party any information concerning technical information, software programs or other formulations.

10. Hold Harmless

Client releases and shall save, indemnify, defend and hold PCL, its employees, officers, directors, agents, affiliates, subsidiaries and parent harmless from and against any and all liabilities, losses or damages, claims, demands, causes of action, suits and associated expenses including, but not limited to all court fees (the Litigation Expenses) and awards arising in favor of Client or any third party as a result of, and/or in any way occurring incident to arising out of, or in connection with the performance of services by PCL pursuant to this agreement and/or transportation, handling or disposal of client's hazardous materials. 1. Injury, disease or death of persons 2. Loss of, damage to, loss of, or loss of use of property and or 3. Financial loss of every kind or character. This indemnity does not apply to any of the foregoing losses, costs, damages or injuries caused solely by the gross negligence or willful misconduct of PCL or its employees. Further, this indemnity shall specifically apply to losses, claims damages, actions of every kind and character arising out of or in connection with the negligence of or breach of contract by any indemnified Person, whether actual or alleged, in the performance of services under this agreement. The foregoing indemnities will be in addition to any liability which the client might otherwise have to PCL and the other indemnified Persons. To the extent necessary under applicable law, client agrees that its indemnity obligation will be supported by available liability insurance coverage to be furnished by client, which insurance shall be in the maximum amounts permitted under applicable law. In no event shall PCL be liable to client for indirect, punitive special, incidental or consequential damages (including, without limitation, loss of profit or business interruption Litigation Expenses or other fees (including, without limitation, attorney's fees, court costs, and /or pre or post-judgment interest), or any other expenses or costs incurred by client or any other party in any litigation against or involving PCL or any indemnified person in connection with this agreement or an services provided under this agreement even if client is the prevailing party.

11. Hazardous Substances

For PCL to perform the services requested by client, client will provide and PCL will receive samples materials for analyses such as asbestos, polychlorinated biphenyls, bacteria or any other hazardous or toxic material, wastes and substances which are defined, determined or identified as such under federal, state or local laws, rules, PCL policies or regulations (weather now existing or hereafter enacted or promulgated or any judicial or administrative interpretation of any thereof the "Hazardous Materials"). Client understands and agrees that any hazardous material received by PCL from client or at client's request shall remain the property of Client and that upon completion of PCL's services, PCL will dispose of all unused portions of samples as specified by client or by PCL's QA/QC policies. In the event the client does not specify its preferred method of disposal, PCL will return to the client all unused samples which contain Hazardous Materials. PCL reserves the right to charge the client for the disposal of unused samples in accordance with PCL's current sample disposal policy. In addition, all samples received by PCL for any/all bacterial analysis, client will be charged a sample disposal fee, per sample submitted, in accordance with our QA/QC policies and procedures.

12. Prices/Payments

Client shall pay PCL in accordance with the applicable price schedule reflecting the rates of operations on the date the services were performed or such other rates as are later confirmed in writing. The price schedule is subject to change at any time. Additional testing requested after a sample analysis completed is initiated. For all new clients or under circumstances where credit has not been established with PCL, PCL requires cash with order or a satisfactory credit account. The terms for payment of charges are NET CASH within thirty (30) days from the date of invoices. To the fullest extent permitted by law, any amount unpaid as the end of thirty (30) days is subject to interest at the lesser of the maximum rate permitted by law, or one and one-half percent (1.5%) per month on the unpaid balance. In event action is taken to collect through legal counsel by or attorneys, the client shall pay reasonable costs and attorney's fees by against Pat-Chem Laboratories collection proceedings.

13. Agreement Modification

Changes, modifications or amendments to the terms shall be effective only in writing and executed by an officer of PCL and by client's authorized representative, except that subsequent orders for additional services may be verbal or in writing.

14. No Third Party Beneficiaries: No Right of Reliance

PCL shall have no responsibility or liability for client's use of or reliance on data, information, or reports furnished by PCL. Client is securing services hereunder for his own account, and not as agent or broker, or in any other representative capacity for any other person or entity. It is agreed and acknowledged that there are no third party beneficiaries to this agreement, and that no third party may rely on such data, information or reports. Client represents, warrants, and agrees that said data, information and reports are not requested, or shall be used to relied upon, in connection with or as part of, the purchase, sale, underwriting, or distribution of any securities, any periodic or other reporting to the holders of any security, the securing, amendment, renewal or extension of any loan from any financial institution or other lender or the certification to or contracting with, directly or indirectly, any governmental agency or department.

15. Rush Analysis

Rush analyses are available for most routine analyses and must be arranged in advanced. If, for any unforeseen reason, the rush turnaround time cannot be met, the normal price will apply.

16. Holding Times

PCL cannot be responsible for holding times that are exceeded because of samples that are delivered on weekends or after 5pm on weekdays without prior notification and acceptance. Standard holding times and storage conditions should be reviewed prior to the samples being received by PCL. A list of holding times may be provided to the client if requested. All analyses with holding times of 14 days or less - samples must arrive within 96 hours to allow PCL to meet holding times without applying a rush surcharge. All short holding times, 2-7 days, samples must arrive at the lab within 24 hours before expiration to insure that the holding times can be met. Short Holding Times of 48 hours or less (bacteria is 6 hours) must be delivered that same day in order to guarantee holding times are met. After hours, late delivery, freight company delays or similar issues are subject to additional rush fees and/or the inability to meet holding times. All holding times are in effect as of the publication date of this fee schedule and are subject to change without notice.

17. Sample Retention

All samples are retained for at least thirty (30) days after analysis has been completed. Sample storage for longer periods is by request only. Pre-arranged long term storage is subject to an additional charge. Samples will be discarded at the end of the pre-arranged storage time.

18. Sample Pick Up/Field Tech Sampling

All pick up/sampling fees have been notated on the fee schedule. Reasonable time has been allocated for each pick up or service. Unnecessary delays during the pick up or sampling might be accessed an additional fee.

PAT-CHEM LABORATORIES
QUALITY ANALYTICAL SERVICES SINCE 1987
1824 1st Street
San Fernando, CA 91340
(818) 639-5300 ph
(818) 639-5306 fx
pat-chem.com

Customer: **Integrated Performance Consultants, Inc.**
9297 Research Drive
Irvine CA, 92618

Attention: Ric Vardel
Report Date: 06-Jan-22 14:44
Subject: (MCC) Daily EFF

Project/P.O.#: (MCC) Daily EFF

Parameter	Method	QC Batch	RL	Prepared	Analyzed	Result	Notes
EFF (Sample I.D.# : 21L0872-01) Collected: 24-Dec-21 By Luke watson of IPC							
Microbiological							
Fecal Coliforms	SM 9221E	AL12411	1.8	24-Dec-21	26-Dec-21	**<1.8 MPN/100 ml**	
Total Coliforms	SM 9221B	AL12411	1.8	24-Dec-21	26-Dec-21	**<1.8 MPN/100 ml**	
Inorganic Constituents							
pH	SM 4500H-B	AL13032	0.1	24-Dec-21	24-Dec-21	**7.2 pH Units**	
Residual Chlorine	SM 4500Cl-G	AL12750	0.05	24-Dec-21	24-Dec-21	**<0.05 mg/l**	
EFF (Sample I.D.# : 21L0878-01) Collected: 25-Dec-21 By Luke watson of IPC							
Microbiological							
Fecal Coliforms	SM 9221E	AL12503	1.8	25-Dec-21	27-Dec-21	**<1.8 MPN/100 ml**	
Total Coliforms	SM 9221B	AL12503	1.8	25-Dec-21	27-Dec-21	**<1.8 MPN/100 ml**	
Inorganic Constituents							
pH	SM 4500H-B	AL13032	0.1	25-Dec-21	25-Dec-21	**7.5 pH Units**	
Residual Chlorine	SM 4500Cl-G	AL12750	0.05	26-Dec-21	26-Dec-21	**0.06 mg/l**	
EFF (Sample I.D.# : 21L0883-01) Collected: 26-Dec-21 By eM of IPC							
Microbiological							
Fecal Coliforms	SM 9221E	AL12625	1.8	26-Dec-21	28-Dec-21	**<1.8 MPN/100 ml**	
Total Coliforms	SM 9221B	AL12625	1.8	26-Dec-21	28-Dec-21	**<1.8 MPN/100 ml**	
Inorganic Constituents							
pH	SM 4500H-B	AL13032	0.1	26-Dec-21	26-Dec-21	**7.2 pH Units**	
Residual Chlorine	SM 4500Cl-G	AL12750	0.05	26-Dec-21	26-Dec-21	**0.10 mg/l**	
EFF (Sample I.D.# : 21L0917-01) Collected: 27-Dec-21 By DH of IPC							
Microbiological							
Fecal Coliforms	SM 9221E	AL12741	1.8	27-Dec-21	29-Dec-21	**<1.8 MPN/100 ml**	
Total Coliforms	SM 9221B	AL12741	1.8	27-Dec-21	29-Dec-21	**<1.8 MPN/100 ml**	
Inorganic Constituents							
pH	SM 4500H-B	AL13032	0.1	27-Dec-21	27-Dec-21	**7.2 pH Units**	
Residual Chlorine	SM 4500Cl-G	AL12750	0.05	27-Dec-21	27-Dec-21	**0.14 mg/l**	

Respectfully Submitted,

Stephen Sakai 1/6/2022
Lab Director

PAT-CHEM
LABORATORIES

QUALITY ANALYTICAL SERVICES SINCE 1987

1824 1st Street
San Fernando, CA 91340
(818) 639-5300 ph
(818) 639-5306 fx
pat-chem.com

Customer: **Integrated Performance Consultants, Inc.**
9297 Research Drive
Irvine CA, 92618

Attention: Ric Vardel
Report Date: 06-Jan-22 14:44
Subject: (MCC) Daily EFF

Project/P.O.#: (MCC) Daily EFF

Parameter	Method	QC Batch	RL	Prepared	Analyzed	Result	Notes
EFF (Sample I.D.# : 21L0951-01) Collected: 28-Dec-21 By EM of IPC							
Microbiological							
Fecal Coliforms	SM 9221E	AL12841	1.8	28-Dec-21	30-Dec-21	**<1.8 MPN/100 ml**	
Total Coliforms	SM 9221B	AL12841	1.8	28-Dec-21	30-Dec-21	**<1.8 MPN/100 ml**	
Inorganic Constituents							
pH	SM 4500H-B	AL13032	0.1	28-Dec-21	28-Dec-21	**7.5 pH Units**	
Residual Chlorine	SM 4500Cl-G	AL12918	0.05	28-Dec-21	28-Dec-21	**0.08 mg/l**	
EFF (Sample I.D.# : 21L0982-01) Collected: 29-Dec-21 By KV of IPC							
Microbiological							
Fecal Coliforms	SM 9221E	AL12917	1.8	29-Dec-21	01-Jan-22	**<1.8 MPN/100 ml**	
Total Coliforms	SM 9221B	AL12917	1.8	29-Dec-21	01-Jan-22	**<1.8 MPN/100 ml**	
Inorganic Constituents							
pH	SM 4500H-B	AL13032	0.1	29-Dec-21	29-Dec-21	**7.0 pH Units**	
Residual Chlorine	SM 4500Cl-G	AL12918	0.05	29-Dec-21	29-Dec-21	**0.08 mg/l**	

Notes and Definitions

RL Reporting Limit - The lowest amount of a constituent that can be reliably quantified and reported.

Respectfully Submitted,

Stephen Sakai 1/6/2022
Lab Director

Pat-Chem Laboratories
1824 1st Street
San Fernando, CA 91340

CHAIN OF CUSTODY RECORD

Phone (818) 639-5300
Fax (818) 639-5306

Environmental Sample

Sample I.D.#: 2110872

Customer: IPC - Integrated Performance Consultants, Inc.		**Project :** (MCC) Daily EFF	
Address: 9297 Research Drive		**Sampled by:** LUKE WATSON	**P.O. #:**
Irvine CA 92618		**Report Attention:** Ric Vardel / Golan Kfir	**Phone #:** 949-382-9067

Sample Description	Date Sampled	Time Sampled	# of bottles	Required Tests	Sample Type	Matrix	Bottle Type	Preserve	Field Data (pH / Temperature) pH: Field (Lab)
EFF	12-24-21	11:10	1	pH, T.Res.Chlorine	Grab	AQ	500ml Plastic	4°C	7.2
	"	"	1	Total Coliform, Fecal Coliform	Grab	AQ	Coli Bottle	4°C, ST	
Geotracker EDD:									
Logcode: IPCI									
Global ID: WDR100000359									

Signature	Print Name (Company)	Date	Time
Relinquished by	LUKE WATSON (IPC)	12-24-21	11:15
Received by	Alex Walmsley	12/24/21	11:20
Relinquished by	Alex Walmsley	12/24/21	13:30
Received by			
Relinquished by			
Received in lab by	DEC 25 2021		1229

Sample Received Checklist

Temperature upon receipt: 4°C

# of bottles agrees with COC? (Yes) No

Samples intact? (Yes) No

Samples properly preserved? (Yes) No

Samples in holding time? (Yes) No

Compliance Monitor

Initial Flow _____

Final Flow _____

Sample Type
Grab
Comp

Matrix
AQ - Water
SO -Soil / Sludge
OT - Other

Bottle Type
P - Plastic
G - Amber Glass
VOA - 40 ml Vial
Coli - bacteria

Preservations
HC - HCl
HS - H_2SO_4
HN - HNO_3
HP - H_3PO_4
OH - NaOH
ST - Sodium Thiosulfate
AA - Ascorbic Acid
Al - $AlCl_3$
Cu - $CuSO_4$

Note: Samples are discarded 30 days after results are reported, unless other arrangements are made.

Rev 2 Effective 5/1/17

Pat-Chem Laboratories
1824 1st Street
San Fernando, CA 91340

CHAIN OF CUSTODY RECORD

Phone (818) 639-5300
Fax (818) 639-5306

Environmental Sample

Sample I.D.#: 21L 878

Customer: IPC - Integrated Performance Consultants, Inc.		**Project :** (MCC) Daily EFF	
Address: 9297 Research Drive		**Sampled by:** Luke Watson	**P.O. #:**
Irvine CA 92618		**Report Attention:** Ric Vardel / Golan Kfir	**Phone #:** 949-382-9067

Sample Description	Date Sampled	Time Sampled	# of bottles	Required Tests	Sample Type	Matrix	Bottle Type	Preserve	Field Data (pH / Temperature) pH: Field Lab
EFF	12-25-21	10:05	1	pH, T.Res.Chlorine	Grab	AQ	500ml Plastic	4°C	
	12-25-21	10:05	1	Total Coliform, Fecal Coliform	Grab	AQ	Coli Bottle	4°C, ST	
Geotracker EDD:									
Logcode: IPCI									
Global ID: WDR100000359									

Signature	Print Name (Company)	Date	Time
Relinquished by [signature]	Luke Watson (IPC)	12-25-21	10:20
Received by [signature]	Alex Walker Jr	12/25/21	11:45
Relinquished by [signature]	Alex Walker Jr	12/25/21	14:00
Received by			
Relinquished by			
Received in lab by [signature]	Juan V. (PCL)	12/25/21	14:00

Sample Received Checklist

Temperature upon receipt: 4°C

# of bottles agrees with COC? Yes No

Samples intact? Yes No

Samples properly preserved? Yes No

Samples in holding time? Yes No

Compliance Monitor

Initial Flow _____

Final Flow _____

Sample Type
Grab
Comp

Matrix
AQ - Water
SO - Soil / Sludge
OT - Other

Bottle Type
P - Plastic
G - Amber Glass
VOA - 40 ml Vial
Coli - bacteria

Preservations
HC - HCl
HS - H_2SO_4
HN - HNO_3
HP - H_3PO_4
OH - NaOH
ST - Sodium Thiosulfate
AA - Ascorbic Acid
Al - $AlCl_3$
Cu - $CuSO_4$

Note: Samples are discarded 30 days after results are reported, unless other arrangements are made.

Rev 2 Effective 5/1/17

Pat-Chem Laboratories
1824 1st Street
San Fernando, CA 91340

CHAIN OF CUSTODY RECORD

Phone (818) 639-5300
Fax (818) 639-5306

Environmental Sample

Sample I.D.#: 21L0883

Customer: IPC - Integrated Performance Consultants, Inc.		**Project :** (MCC) Daily EFF	
Address: 9297 Research Drive		**Sampled by:** ERIC MORRIS	**P.O. #:**
Irvine CA 92618		**Report Attention:** Ric Vardel / Golan Kfir	**Phone #:** 949-382-9067

Sample Description	Date Sampled	Time Sampled	# of bottles	Required Tests	Sample Type	Matrix	Bottle Type	Preserve	Field Data (pH / Temperature) pH: (Field) Lab
EFF	12/26/21	918	1	pH, T.Res.Chlorine	Grab	AQ	500ml Plastic	4°C	7.2
	"	"	1	Total Coliform, Fecal Coliform	Grab	AQ	Coli Bottle	4°C, ST	
Geotracker EDD:									
Logcode: IPCI									
Global ID: WDR100000359									

Signature	Print Name (Company)	Date	Time
Relinquished by: E. Morris	E. MORRIS IPC	12/26/21	918
Received by: Juan Vasquez	Juan Vasquez (PCL)	12/26/21	10:55
Relinquished by:			
Received by:			
Relinquished by:			
Received in lab by: Juan	Juan Vasquez (PCL)	12/26/21	1207

Sample Received Checklist

Temperature upon receipt: 4°C

# of bottles agrees with COC?	(Yes) No
Samples intact?	(Yes) No
Samples properly preserved?	(Yes) No
Samples in holding time?	(Yes) No

Compliance Monitor

Initial Flow _____

Final Flow _____

Sample Type
Grab
Comp

Matrix
AQ - Water
SO -Soil / Sludge
OT - Other

Bottle Type
P - Plastic
G - Amber Glass
VOA - 40 ml Vial
Coli - bacteria

Preservations
HC - HCl
HS - H_2SO_4
HN - HNO_3
HP - H_3PO_4
OH - NaOH
ST - Sodium Thiosulfate
AA - Ascorbic Acid
AI - $AlCl_3$
Cu -$CuSO_4$

Note: Samples are discarded 30 days after results are reported, unless other arrangements are made.

Rev 2 Effective 5/1/17

Pat-Chem Laboratories
1824 1st Street
San Fernando, CA 91340

CHAIN OF CUSTODY RECORD

Phone (818) 639-5300
Fax (818) 639-5306

Environmental Sample

Sample I.D.#: 2120917

Customer:	IPC - Integrated Performance Consultants, Inc.	**Project :**	(MCC) Daily EFF
Address:	9297 Research Drive	**Sampled by:**	Daniel Huey
	Irvine CA 92618	**Report Attention:**	Ric Vardel / Golan Kfir
		P.O. #:	
		Phone #:	949-382-9067

Sample Description	Date Sampled	Time Sampled	# of bottles	Required Tests	Sample Type	Matrix	Bottle Type	Preserve	Field Data (pH / Temperature) pH: Field Lab
EFF	12/27/21	1130	1	pH, T.Res.Chlorine	Grab	AQ	500ml Plastic	4°C	7.2/16.2
u	u	u	1	Total Coliform, Fecal Coliform	Grab	AQ	Coli Bottle	4°C, ST	
Geotracker EDD:									
Logcode: IPCI									
Global ID: WDR100000359									

RECEIVED
DEC 27 2021
By

	Signature	Print Name (Company)	Date	Time
Relinquished by	Daniel Huey	Daniel (IPC)	12/27/21	1135
Received by		Cindy MARTINEZ	12/27/21	1140
Relinquished by		Cindy MARTINEZ	12-27-21	1253
Received by				
Relinquished by				
Received in lab by			DEC 27 2021	1253

Sample Received Checklist

Temperature upon receipt:	4°C
# of bottles agrees with COC?	Yes No
Samples intact?	Yes No
Samples properly preserved?	Yes No
Samples in holding time?	Yes No

Compliance Monitor

Initial Flow _____

Final Flow _____

Sample Type	Preservations
Grab	HC - HCl
Comp	HS - H_2SO_4
Matrix	HN - HNO_3
AQ - Water	HP - H_3PO_4
SO -Soil / Sludge	OH - NaOH
OT - Other	ST - Sodium Thiosulfate
Bottle Type	AA - Ascorbic Acid
P - Plastic	Al - $AlCl_3$
G - Amber Glass	Cu -$CuSO_4$
VOA - 40 ml Vial	
Coli - bacteria	

Note: Samples are discarded 30 days after results are reported, unless other arrangements are made.

Pat-Chem Laboratories (PCL) Terms and Conditions

1. Definitions

"Terms and Conditions" means those Terms and Conditions of sale, including the price schedule, and any additions or amendments hereto which are agreed to in writing. "Client" means the individual or entity who may request laboratory services, consulting or sampling services and his or its heirs, successors, assigns and representatives. "Price Schedule" means Pat-Chem Laboratories (PCL) standard price schedule as such document may be amended or reissued from time to time by PCL.

2. Independent Contractor

PCL acts solely as an independent contractor in performing all services.

3. Orders and Acceptance

PCL offers and will accept orders for services (as defined herein) only under the following General Terms and Conditions (the "Terms"). These Terms shall not apply if PCL and the Client shall have executed a separate agreement in writing which does not incorporate the Terms. No modifications to the Terms shall be valid and binding unless in writing and signed by an authorized representative of the client and PCL.

The client may order services by submitting a written chain of custody (COC) to PCL. Any such order constitutes 1. an acceptance by the client of PCL's offer to do business with the client under the terms and condition and 2. an agreement to be bound by these terms and conditions.

The Client's delivery of samples to PCL or initiation of consulting services constitutes the client's express assent to be governed by these terms and conditions. No contrary or additional terms and conditions expressed in a client's document shall be deemed to become a part of the contract created upon acceptance of the terms and conditions.

For purpose of this agreement, "services" shall mean all work to be performed for the client, including provision of all equipment and materials to be furnished by PCL.

4. Limit of Liability

PCL will perform the services in accordance with the normal standards of workmanship in the profession. Where applicable, PCL will use analytical methodologies which are in substantial conformity with the U.S. Environmental Protection Agency (EPA), CA Waterboard (ELAP), American Society for Testing and Materials (ASTM), Association of Official Analytical Chemists (AOAC), Standard Methods (SM) of the Examination of Water and Wastewater and/or other recognized methodologies. PCL reserves the right to deviate from these methodologies if necessary or appropriate due to the nature or compositions of the samples or otherwise based on the reasonable judgement of PCL. Deviations, if any, will be made on a basis consistent with the recognized standards of the industry and/or PCL Standard Operating Procedures (SOP) and/or our QA/QC policies. The total liability of PCL, its officers, agents, employees or successors to the client, arising out of or in connection with the services to be provided herein, shall not exceed the invoiced amount for said services. Client's acceptance of a work order and /or proposal releases PCL from any liability in excess of the invoiced amount for the services notwithstanding any provisions to the contrary in any client purchase orders or contracts.

5. Clients Responsibility

Unless PCL personnel performs the sampling, the client shall be responsible for the condition which the samples are collected and for conditions in and about the sampling site and for advising PCL of the same and all information required to enable PCL to perform its services safely and efficiently.

6. Cancellation

Client may cancel any order for services hereunder subject to payment for all services rendered and out-of-pocket expenses incurred up to the date of cancellation in accordance with the applicable Price Schedule.

7. Overriding Agreement

The parties agree that the Terms shall govern performance of Client's initial order and all subsequent orders for additional services, whether placed in writing or verbally, except to the extent the Terms are modified in writing and executed by an authorized representative of both parties.

8. Force Majeure

PCL shall not be responsible for delay or failure to perform the services pursuant to this agreement due to causes beyond its control.

9. Confidentiality

Data and the sample materials provided by client or at client's request and the results obtained by PCL shall be held in confidence (unless such information is generally available to the public or is the public domain or client has filed to pay PCL for all services rendered or is otherwise in breach of the agreement) subject to any disclosure required by law or legal process. PCL shall use the same standard of care it uses in protecting its own confidential data and shall not be responsible for unauthorized disclosure of said data where such standard was observed. PCL reports and information provided therein are for the exclusive use and benefit of client and client agrees there shall be no third party beneficiary of such reports, data or information. Client will not disclose to any third party any information concerning technical information, software programs or other formulations.

10. Hold Harmless

Client releases and shall save, indemnify, defend and hold PCL, its employees, officers, directors, agents, affiliates, subsidiaries and parent harmless from and against any and all liabilities, losses or damages, claims, demands, causes of action, suits and associated expenses including, but not limited to all court fees (the Litigation Expenses) and awards arising in favor of Client or any third party as a result of, and/or in any way occurring incident to arising out of, or in connection with the performance of services by PCL pursuant to this agreement and/or transportation, handling or disposal of client's hazardous materials. 1. Injury, disease or death of persons 2. Loss of, damage to, loss of, or loss of use of property and or 3. Financial loss of every kind of character. This indemnity does not apply to any of the foregoing losses, costs, damages, or injuries cased solely by the gross negligence or willful misconduct of PCL or its employees. Further, this indemnity shall specifically apply to losses, claims damages, actions of every kind and character arising out of or in connection with the negligence of or breach of contract by any indemnified Person, whether actual or alleged, in the performance of services under this agreement. The foregoing indemnities will be in addition to any liability which the client might otherwise have in PCL and the other Indemnified Persons. To the extent necessary under applicable law, client agrees that its indemnity obligation will be supported by available liability insurance coverage to be furnished by client, which insurance shall be in the maximum amounts permitted under applicable law. In no event shall PCL be liable to client for indirect, punitive, special, incidental or consequential damages (including, without limitation, loss of profit or business interruption). Litigation Expenses or other fees (including, without limitation, attorney's fees, court costs, and /or pre or post judgment interest), or any other expenses or costs incurred by client or any other party in any litigation against or involving PCL or any indemnified person in connection with this agreement or an services provided under this agreement even if client is the prevailing party.

11. Hazardous Substances

For PCL to perform the services requested by client, client will provide and PCL will receive samples materials for analyses such as asbestos, polychlorinated biphenyls, bacteria or any other hazardous or toxic material, wastes and substances which are defined, determined or identified as such under federal, state or local laws, rules, PCL policies or regulations (weather now existing or hereafter enacted or promulgated or any judicial or administrative interpretation of any thereof the "Hazardous Materials"). Client understands and agrees that any hazardous material received by PCL from client or at client's request shall remain the property of Client and that upon completion of PCL's services, PCL will dispose of all unused portions of samples as specified by client or by PCL's QA/QC policies. In the event the client does not specify its preferred method of disposal, PCL will return to the client all unused samples which contain Hazardous Materials. PCL reserves the right to charge the client for the disposal of unused samples in accordance with PCL's current sample disposal policy. In addition, all samples received by PCL for any/all bacterial analysis, client will be charged a sample disposal fee, per sample submitted, in accordance with our QA/QC policies and procedures.

12. Prices/Payments

Client shall pay PCL in accordance with PCL's applicable price schedule in effect in the area of operations on the date the services were rendered or with prices quoted and later confirmed in writing. The price schedule is subject to change at any time without notice. Payment in advance or when analysis is completed is required for all new clients or until a history of payment and/or credit account has been established with PCL. For those clients with an established credit account, the terms for payment of charges are NET CASH within thirty (30) days from date of invoices. To the fullest extent permitted (if at all) by applicable law, any amount unpaid at the end of thirty (30) days is subject to interest at the lessor of the maximum rate permitted by law or one and one-half percent (1.5%) per month on the unpaid balances. If unpaid amounts are collected through legal proceedings or by an attorney, the client shall pay reasonable costs and attorney's fees or agents' fees associated with such collection procedure or efforts.

13. Agreement Modification

Changes, modifications or amendments to the terms shall be effective on in writing and executed by an officer of PCL and by clients authorized representative, except that subsequent orders for additional services may be verbal or in writing.

14. No Third Party Beneficiaries: No Right of Reliance

PCL shall have no responsibility or liability for client's use of or reliance on data, information, or reports furnished by PCL. Client is securing services hereunder for his own account, and not as agent or broker, or in any other representative capacity for any other person or entity. It is agreed and acknowledged that there are no third party beneficiaries to this agreement, and that no third party may rely on such data, information or reports. Client represents, warrants, and agrees that said data, information and reports are not requested, or shall be used to relied upon, in connection with or as part of, the purchase, sale, underwriting, or distribution of any securities, any periodic or other reporting to the holders of any security, the securing, amendment, renewal, or extension of any loan from any financial institution or other lender or the certification to or contracting with, directly or indirectly, any governmental agency or department.

15. Rush Analysis

Rush analyses are available for an additional charge and must be arranged in advanced. If, for any unforeseen reason, the rush turnaround time cannot be met, the normal price will apply.

16. Holding Times

PCL cannot be responsible for holding times that are exceeded because of samples that are delivered on weekends or after 3pm on weekdays without prior notification and acceptance. Standard holding times and storage conditions should be reviewed prior to any samples being reserved by PCL. A list of holding times can be provided to the client if requested. All analyses with holding times of 14 days or less, samples must arrive within 96 hours to allow PCL to meet holding times without applying a rush surcharge. All short holding times, 2-7 days, samples must arrive at the lab within 24 hours before expiration to insure that the holding times can be met. Short Holding Times of 48 hours or less (bacteria is 6 hours) must be delivered that same day in order to guarantee holding times are met. After hours, late delivery, freight company delays or similar issues are subject to additional rush fees and/or the inability to meet holding times. All holding times are in effect as of the publication date of this fee schedule and are subject to change without notice.

17. Sample Retention

All samples are retained for at least thirty (30) days after analysis has been completed. Sample storage for longer periods is by request only. Pre-arranged long term storage is subject to an additional charge. Samples will be discarded at the end of the pre-arranged storage time.

18. Sample Pick Up/Field Tech Sampling

All pick up/sampling fees have been notated on the fee schedule. Reasonable time has been allocated for each pick up or service. Unnecessary delays during the pick up or sampling, might be accessed an additional fee.

Pat-Chem Laboratories
1824 1st Street
San Fernando, CA 91340

CHAIN OF CUSTODY RECORD

Phone (818) 639-5300
Fax (818) 639-5306

Environmental Sample

Sample I.D.#: 2120951

Customer: IPC - Integrated Performance Consultants, Inc.
Address: 9297 Research Drive, Irvine CA 92618
Project : (MCC) Daily EFF
Sampled by: ERIC MORRIS
Report Attention: Ric Vardel / Golan Kfir
P.O. #:
Phone #: 949-382-9067

Sample Description	Date Sampled	Time Sampled	# of bottles	Required Tests	Sample Type	Matrix	Bottle Type	Preserve	Field Data (pH / Temperature) pH: Field Lab
EFF	12/28/21	1138	1	pH, T.Res.Chlorine	Grab	AQ	500ml Plastic	4°C	7.5 | 17.3
	"	"	1	Total Coliform, Fecal Coliform	Grab	AQ	Coli Bottle	4°C, ST	

RECEIVED
DEC 28 2021
By

Geotracker EDD:
Logcode: IPCI
Global ID: WDR100000359

	Signature	Print Name (Company)	Date	Time
Relinquished by		E. MORRIS IPC	12/28/21	1141
Received by		Cindy MATTINEZ	12/28/21	11:41
Relinquished by		Cindy MATTINEZ	12-28-21	1310
Received by				
Relinquished by				
Received in lab by			DEC 28 2021	1310

Sample Received Checklist

Temperature upon receipt: 4 °C
# of bottles agrees with COC? Yes No
Samples intact? Yes No
Samples properly preserved? Yes No
Samples in holding time? Yes No

Compliance Monitor
Initial Flow _____
Final Flow _____

Sample Type
Grab
Comp

Matrix
AQ - Water
SO -Soil / Sludge
OT - Other

Bottle Type
P - Plastic
G - Amber Glass
VOA - 40 ml Vial
Coli - bacteria

Preservations
HC - HCl
HS - H_2SO_4
HN - HNO_3
HP - H_3PO_4
OH - NaOH
ST - Sodium Thiosulfate
AA - Ascorbic Acid
AI - $AlCl_3$
Cu -$CuSO_4$

Note: Samples are discarded 30 days after results are reported, unless other arrangements are made.

Rev 2 Effective 5/1/17

Pat-Chem Laboratories (PCL) Terms and Conditions

1. Definitions

"Terms and Conditions" means those Terms and Conditions of sale, including the price schedule, and any additions or amendments hereto which are agreed to in writing. "Client" means the individual or entity who may request laboratory services, consulting or sampling services and his or its heirs, successors, assigns and representatives. "Price Schedule" means Pat-Chem Laboratories (PCL) standard price schedule as such document may be amended or reissued from time to time by PCL.

2. Independent Contractor

PCL acts solely as an independent contractor in performing all services.

3. Orders and Acceptance

PCL offers and will accept orders for services (as defined herein) only under the following General Terms and Conditions (the "Terms"). These Terms shall not apply if PCL and the Client shall have executed a separate agreement in writing which does not incorporate the Terms. No modifications to the Terms shall be valid and binding unless in writing and signed by an authorized representative of the client and PCL.

The client may order services by submitting a written chain of custody (COC) to PCL. Any such order constitutes 1. an acceptance by the client of PCL's offer to do business with the client under the terms and condition and 2. an agreement to be bound by these terms and conditions. The Client's delivery of samples to PCL or initiation of consulting services constitutes the client's express assent to be governed by these terms and conditions. No contrary or additional terms and conditions expressed in a client's document shall be deemed to become a part of the contract created upon acceptance of the terms and conditions.

For purpose of this agreement, "services" shall mean all work to be performed for the client, including provision of all equipment and materials to be furnished by PCL.

4. Limit of Liability

PCL will perform the services in accordance with the normal standards of workmanship in the profession. Where applicable, PCL will use analytical methodologies which are in substantial conformity with the U.S. Environmental Protection Agency (EPA), CA Waterboard (ELAP), American Society for Testing and Materials (ASTM), Association of Official Analytical Chemists (AOAC), Standard Methods (SM) of the Examination of Water and Wastewater and/or other recognized methodologies. PCL reserves the right to deviate from these methodologies if necessary or appropriate due to the nature or compositions of the samples or otherwise based on the reasonable judgement of PCL. Deviations, if any, will be made on a basis consistent with the recognized standards of the industry and/or PCL Standard Operating Procedures (SOP) and/or our QA/QC policies. The total liability of PCL, its officers, agents, employees or successors to the client, arising out of or in connection with the services to be provided herein, shall not exceed the invoiced amount for said services. Client's acceptance of a work order and /or proposal releases PCL from any liability in excess of the invoiced amount for the services notwithstanding any provisions to the contrary in any client purchase orders or contracts.

5. Clients Responsibility

Unless PCL personnel performs the sampling, the client shall be responsible for the condition which the samples are collected and for conditions in and about the sampling site and for advising PCL of the same and all information required to enable PCL to perform its services safely and efficiently.

6. Cancellation

Client may cancel any order for services hereunder subject to payment for all services rendered and out-of-pocket expenses incurred up to the date of cancellation in accordance with the applicable Price Schedule.

7. Overriding Agreement

The parties agree that the Terms shall govern performance of Client's initial order and all subsequent orders for additional services, whether placed in writing or verbally, except to the extent the Terms are modified in writing and executed by an authorized representative of both parties.

8. Force Majeure

PCL shall not be responsible for delay or failure to perform the services pursuant to this agreement due to causes beyond its control.

9. Confidentiality

Data and the sample materials provided by client or at client's request and the results obtained by PCL shall be held in confidence (unless such information is generally available to the public or is the public domain or client has filed to pay PCL for all services rendered or is otherwise in breach of the agreement) subject to any disclosure required by law or legal process. PCL shall use the same standard of care it uses in protecting its own confidential data and shall not be responsible for unauthorized disclosure of said data where such standard was observed. PCL reports and information provided therein are for the exclusive use and benefit of client and client agrees there shall be no third party beneficiary of such reports, data or information. Client will not disclose to any third party any information concerning technical information, software programs or other formulations.

10. Hold Harmless

Client releases and shall save, indemnify, defend and hold PCL, its employees, officers, directors, agents, affiliates, subsidiaries and parent harmless from and against any and all liabilities, losses or damages, claims, demands, causes of action, suits and associated expenses including, but not limited to all court fees (the Litigation Expenses) and awards arising in favor of Client or any third party as a result of, and/or in any way occurring incident to arising out of, or in connection with the performance of services by PCL pursuant to this agreement and/or transportation, handling or disposal of client's hazardous materials. 1. Injury, disease or death of persons 2. Loss of, damage to, loss of, or loss of use of property and or 3. Financial loss of every kind of character. This indemnity does not apply to any of the foregoing losses, costs, damages, or injuries caused solely by the gross negligence or willful misconduct of PCL or its employees. Further, this indemnity shall specifically apply to losses, claims damages, actions of every kind and character arising out of or in connection with the negligence of or breach of contract by any indemnified Person, whether actual or alleged, in the performance of services under this agreement. The foregoing indemnities will be in addition to any liability which the client might otherwise have to PCL and the other Indemnified Persons. To the extent necessary under applicable law, client agrees that its indemnity obligation will be supported by available liability insurance coverage to be furnished by client, which insurance shall be in the maximum amounts permitted under applicable law. In no event shall PCL be liable to client for indirect, punitive, special, incidental or consequential damages (including, without limitation, loss of profit or business interruption). Litigation Expenses or other fees (including, without limitation, attorney's fees, court costs, and /or pre or post-judgment interest), or any other expenses or costs incurred by client or any other party in any litigation against or involving PCL or any indemnified person in connection with this agreement or an services provided under this agreement even if client is the prevailing party.

11. Hazardous Substances

For PCL to perform the services requested by client, client will provide and PCL will receive samples materials for analyses such as asbestos, polychlorinated biphenyls, bacteria or any other hazardous or toxic material, wastes and substances which are defined, determined or identified as such under federal, state or local laws, rules, PCL policies or regulations (whether now existing or hereafter enacted or promulgated or any judicial or administrative interpretation of any thereof the "Hazardous Materials"). Client understands and agrees that any hazardous material received by PCL from client or at client's request shall remain the property of Client and that upon completion of PCL's services, PCL will dispose of all unused portions of samples as specified by client or by PCL's QA/QC policies. In the event the client does not specify its preferred method of disposal, PCL will return to the client all unused samples which contain Hazardous Materials. PCL reserves the right to charge the client for the disposal of unused samples in accordance with PCL's current sample disposal policy. In addition, all samples received by PCL for any/all bacterial analysis, client will be charged a sample disposal fee, per sample submitted, in accordance with our QA/QC policies and procedures.

12. Prices/Payments

Client shall pay PCL in accordance with PCL's applicable price schedule in effect in the area of operations on the date the services were rendered or with prices quoted and later confirmed in writing. The price schedule is subject to change at any time without notice. Payment in advance or when analysis is completed is required for all new clients or until a history of payment and/or credit account has been established with PCL. For those clients with an established credit account, the terms for payment of charges are NET CASH within thirty (30) days from date of invoices. To the fullest extent permitted (if at all) by applicable law, any amount unpaid at the end of thirty (30) days is subject to interest at the lessor of the maximum rate permitted by law or one and one-half percent (1.5%) per month on the unpaid balances. If unpaid amounts are collected through legal proceedings or by an attorney, the client shall pay reasonable costs and attorney's fees or agents' fees associated with such collection procedure or efforts.

13. Agreement Modification

Changes, modifications or amendments to the terms shall be effective on in writing and executed by an officer of PCL and by clients authorized representative, except that subsequent orders for additional services may be verbal or in writing.

14. No Third Party Beneficiaries; No Right of Reliance

PCL shall have no responsibility or liability for client's use of or reliance on data, information, or reports furnished by PCL. Client is securing services hereunder for his own account, and not as agent or broker, or in any other representative capacity for any other person or entity. It is agreed and acknowledged that there are no third party beneficiaries to this agreement, and that no third party may rely on such data, information or reports. Client represents, warrants, and agrees that said data, information and reports are not requested, or shall be used to relied upon, in connection with or as part of, the purchase, sale, underwriting, or distribution of any securities, any periodic or other reporting to the holders of any security, the securing, amendment, renewal, or extension of any loan from any financial institution or other lender or the certification to or contracting with, directly or indirectly, any governmental agency or department.

15. Rush Analysis

Rush analyses are available for an additional charge and must be arranged in advanced. If, for any unforeseen reason, the rush turnaround time cannot be met, the normal price will apply.

16. Holding Times

PCL cannot be responsible for holding times that are exceeded because of samples that are delivered on weekends or after 3pm on weekdays without prior notification and acceptance. Standard holding times and storage conditions should be reviewed prior to any samples being received by PCL. A list of holding times can be provided to the client if requested. All analyses with holding times of 14 days or less, samples must arrive within 96 hours to allow PCL to meet holding times without applying a rush surcharge. All short holding times 2-7 days, samples must arrive at the lab within 24 hours before expiration to insure that the holding times can be met. Short Holding Times of 48 hours or less (bacteria is 6 hours) must be delivered that same day in order to guarantee holding times are met. After hours, late delivery, freight company delays or similar issues are subject to additional rush fees and/or the inability to meet holding times. All holding times are in effect as of the publication date of this fee schedule and are subject to change without notice.

17. Sample Retention

All samples are retained for at least thirty (30) days after analysis has been completed. Sample storage for longer periods is by request only. Pre-arranged long term storage is subject to an additional charge. Samples will be discarded at the end of the pre-arranged storage time.

18. Sample Pick Up/Field Tech Sampling

All pick up/sampling fees have been notated on the fee schedule. Reasonable time has been allocated for each pick up or service. Unnecessary delays during the pick up or sampling might be accessed an additional fee.

Pat-Chem Laboratories
1824 1st Street
San Fernando, CA 91340

CHAIN OF CUSTODY RECORD

Phone (818) 639-5300
Fax (818) 639-5306

Environmental Sample

Sample I.D.#: 2160982

Customer:	IPC - Integrated Performance Consultants, Inc.	**Project :**	(MCC) Daily EFF
Address:	9297 Research Drive Irvine CA 92618	**Sampled by:**	Kyle Vardel
		Report Attention:	Ric Vardel / Golan Kfir
		P.O. #:	
		Phone #:	949-382-9067

Sample Description	Date Sampled	Time Sampled	# of bottles	Required Tests	Sample Type	Matrix	Bottle Type	Preserve	Field Data (pH / Temperature) pH: Field Lab
EFF	12/29/21	1100	1	pH, T.Res.Chlorine	Grab	AQ	500ml Plastic	4°C	7.0
	"	"	1	Total Coliform, Fecal Coliform	Grab	AQ	Coli Bottle	4°C, ST	
Geotracker EDD: Logcode: IPCI Global ID: WDR100000359									

RECEIVED
DEC 29 2021
By

Signature	Print Name (Company)	Date	Time
Relinquished by	Kyle Vardel (IPC)	12/29/21	405
Received by	Juan V. (PCL)	12/29/21	12:00
Relinquished by	Juan V. (PCL)	12/29/21	1406
Received by			
Relinquished by			
Received in lab by	DEC 29 2021		1406

Sample Received Checklist

Temperature upon receipt: 4 °C
# of bottles agrees with COC? Yes No
Samples intact? Yes No
Samples properly preserved? Yes No
Samples in holding time? Yes No

Compliance Monitor

Initial Flow _____
Final Flow _____

Sample Type	Preservations
Grab **Comp**	**HC** - HCl **HS** - H_2SO_4
Matrix **AQ** - Water **SO** -Soil / Sludge **OT** - Other	**HN** - HNO_3 **HP** - H_3PO_4 **OH** - NaOH **ST** - Sodium Thiosulfate
Bottle Type **P** - Plastic **G** - Amber Glass **VOA** - 40 ml Vial **Coli** - bacteria	**AA** - Ascorbic Acid **Al** - $AlCl_3$ **Cu** - $CuSO_4$

Note: Samples are discarded 30 days after results are reported, unless other arrangements are made.

Rev 2 Effective 5/1/17

PAT-CHEM
LABORATORIES

QUALITY ANALYTICAL SERVICES SINCE 1987

1824 1st Street
San Fernando, CA 91340
(818) 639-5300 ph
(818) 639-5306 fx
pat-chem.com

Customer: **Integrated Performance Consultants, Inc.**
9297 Research Drive
Irvine CA, 92618

Attention: Ric Vardel
Report Date: 06-Jan-22 11:43
Subject: (MCC) Weekly INF

Project/P.O.#: (MCC) Weekly INF

Parameter	Method	QC Batch	RL	Prepared	Analyzed	Result	Notes
INF (Sample I.D.# : 21L0988-01) Collected: 28-Dec-21 By KV of IPC							
Physical Properties							
Total Suspended Solids	SM2540D	AL13028	1	30-Dec-21	31-Dec-21	**120 mg/l**	
Aggregate Organic Constituents							
Biochemical Oxygen Demand	SM 5210B	AL13024	2	30-Dec-21	04-Jan-22	**342 mg/l**	

Notes and Definitions

RL Reporting Limit - The lowest amount of a constituent that can be reliably quantified and reported.

Respectfully Submitted,

Stephen Sakai 1/6/2022
Lab Director

Pat-Chem Laboratories
1824 1st Street
San Fernando, CA 91340

CHAIN OF CUSTODY RECORD

Phone (818) 639-5300
Fax (818) 639-5306

Environmental Sample

Sample I.D.#: 210988

Customer:	IPC - Integrated Performance Consultants, Inc.	Project:	(MCC) Weekly INF
Address:	9297 Research Drive	Sampled by:	Kyle Vardel
	Irvine CA 92618	Report Attention:	Ric Vardel / Golan Kfir
		P.O. #:	
		Phone #:	949-382-9067

Sample Description	Date Sampled	Time Sampled	# of bottles	Required Tests	Sample Type	Matrix	Bottle Type	Preserve	Field Data (pH / Temperature) pH: Field Lab
INF	12/28/21	2359	1	TSS	Comp	AQ	1-Liter Plastic	4°C	
	"	"	1	BOD	Comp	AQ	1-Liter Plastic	4°C	

RECEIVED
DEC 29 2021
By

Geotracker EDD:
Logcode: IPCI
Global ID: WDR100000359

Signature	Print Name (Company)	Date	Time
Relinquished by	Kyle Vardel (IPC)	12/24/21	1105
Received by	Juan V. (PCL)	12/24/21	12:00
Relinquished by	Juan V. (PCL)	12/29/21	1406
Received by			
Relinquished by			
Received in lab by	DEC 29 2021		1406

Sample Received Checklist

Temperature upon receipt: 4°C
# of bottles agrees with COC? Yes No
Samples intact? Yes No
Samples properly preserved? Yes No
Samples in holding time? Yes No

Compliance Monitor

Initial Flow _____

Final Flow _____

Sample Type	Preservations
Grab	**HC** - HCl
Comp	**HS** - H_2SO_4
Matrix	**HN** - HNO_3
AQ - Water	**HP** - H_3PO_4
SO -Soil / Sludge	**OH** - NaOH
OT - Other	**ST** - Sodium Thiosulfate
Bottle Type	**AA** - Ascorbic Acid
P - Plastic	**Al** - $AlCl_3$
G - Amber Glass	**Cu** -$CuSO_4$
VOA - 40 ml Vial	
Coli - bacteria	

Note: Samples are discarded 30 days after results are reported, unless other arrangements are made.

Rev 2 Effective 5/1/17

PAT-CHEM LABORATORIES
QUALITY ANALYTICAL SERVICES SINCE 1987
1824 1st Street
San Fernando, CA 91340
(818) 639-5300 ph
(818) 639-5306 fx
pat-chem.com

Customer: **Integrated Performance Consultants, Inc.**
9297 Research Drive
Irvine CA, 92618

Attention: Ric Vardel
Report Date: 10-Jan-22 10:04
Subject: (MCC) Weekly EFF

Project/P.O.#: (MCC) Weekly EFF

Parameter	Method	QC Batch	RL	Prepared	Analyzed	Result	Notes
EFF (Sample I.D.# : 21L0990-01) Collected: 29-Dec-21 By CA of IPC							
Physical Properties							
Total Suspended Solids	SM2540D	AL13028	1	30-Dec-21	31-Dec-21	**<1 mg/l**	
Inorganic Constituents							
Ammonia as N	EPA 350.1	AA20629	0.10	06-Jan-22	07-Jan-22	**0.10 mg/l**	
Nitrate as N	EPA 353.2	AA20342	0.50	30-Dec-21	30-Dec-21	**2.96 mg/l**	
Nitrite as N	EPA 353.2	AA20342	0.05	30-Dec-21	30-Dec-21	**<0.05 mg/l**	
Total Kjeldahl Nitrogen	EPA 351.2	AA20823	0.10	08-Jan-22	09-Jan-22	**0.99 mg/l**	
EFF (Sample I.D.# : 21L0990-02) Collected: 28-Dec-21 By KV of IPC							
Aggregate Organic Constituents							
Biochemical Oxygen Demand	SM 5210B	AL13024	2	30-Dec-21	04-Jan-22	**2 mg/l**	

Notes and Definitions

RL Reporting Limit - The lowest amount of a constituent that can be reliably quantified and reported.

Respectfully Submitted,

Stephen Sakai 1/10/2022
Lab Director

Pat-Chem Laboratories
1824 1st Street
San Fernando, CA 91340

CHAIN OF CUSTODY RECORD

Phone (818) 639-5300
Fax (818) 639-5306

Environmental Sample

Sample I.D.#: 2120990

Customer: IPC - Integrated Performance Consultants, Inc.		Project : (MCC) Weekly EFF	
Address: 9297 Research Drive Irvine CA 92618		Sampled by: Ric Vardel / Golan Kfir	P.O. #: 949-382-9067
		Report Attention:	Phone #:

EFF Sample Description	Date Sampled	Time Sampled	# of bottles	Required Tests	Sample Type	Matrix	Bottle Type	Preserve	Field Data (pH / Temperature) pH: Field Lab
	12/28/21	1100	1	Ammonia, TKN	Grab	AQ	1-Liter-Plastic	500ml 4°C	
	11	400	1	Nitrate, Nitrite	Grab	AQ	Plastic	250ml 4°C	
	12/28/21	2359	1	BOD	Comp	AQ	1-Liter-Plastic	4°C	
Geotracker EDD: Logcode: IPCI Global ID: WDR100000359									

RECEIVED
DEC 29 2021
By

Signature	Print Name (Company)	Date	Time
Relinquished by	Kyle Vardel (IPC)	12/29/21	1105
Received by	Juan V. (PCL)	12/29/21	12:00
Relinquished by	Juan V. (PCL)	12/29/21	1406
Received by			
Relinquished by			
Received lab by		DEC 29 2021	1406

Note: Samples are discarded 30 days after results are reported, unless other arrangements are made.

Sample Received Checklist

Temperature upon receipt: 4°C
# of bottles agrees with COC? Yes No
Samples intact? Yes No
Samples properly preserved? Yes No
Samples in holding time? Yes No

Compliance Monitor

Initial Flow _____
Final Flow _____

Sample Type	Preservations
Grab	**HC** - HCl
Comp	**HS** - H_2SO_4
Matrix	**HN** - HNO_3
AQ - Water	**HP** - H_3PO_4
SO -Soil / Sludge	**OH** - NaOH
OT - Other	**ST** - Sodium Thiosulfate
Bottle Type	**AA** - Ascorbic Acid
P - Plastic	**Al** - $AlCl_3$
G - Amber Glass	**Cu** -$CuSO_4$
VOA - 40 ml Vial	
Coli - bacteria	

Rev 2 Effective 5/1/17

PAT-CHEM
LABORATORIES

QUALITY ANALYTICAL SERVICES SINCE 1987

1824 1st Street
San Fernando, CA 91340
(818) 639-5300 ph
(818) 639-5306 fx
pat-chem.com

Customer: **Integrated Performance Consultants, Inc.**
9297 Research Drive
Irvine CA, 92618

Attention: Ric Vardel
Report Date: 13-Jan-22 15:23
Subject: (MCC) Daily EFF

Project/P.O.#: (MCC) Daily EFF

Parameter	Method	QC Batch	RL	Prepared	Analyzed	Result	Notes
EFF (Sample I.D.# : 21L1013-01) Collected: 30-Dec-21 By GK of IPC							
Microbiological							
Fecal Coliforms	SM 9221E	AL13026	1.8	30-Dec-21	01-Jan-22	**<1.8 MPN/100 ml**	
Total Coliforms	SM 9221B	AL13026	1.8	30-Dec-21	01-Jan-22	**<1.8 MPN/100 ml**	
Inorganic Constituents							
pH	SM 4500H-B	AL13032	0.1	30-Dec-21	30-Dec-21	**7.0 pH Units**	
Residual Chlorine	SM 4500Cl-G	AL13030	0.05	30-Dec-21	30-Dec-21	**0.18 mg/l**	
EFF (Sample I.D.# : 21L1056-01) Collected: 31-Dec-21 By GK of IPC							
Microbiological							
Fecal Coliforms	SM 9221E	AA20348	1.8	31-Dec-21	02-Jan-22	**<1.8 MPN/100 ml**	
Total Coliforms	SM 9221B	AA20348	1.8	31-Dec-21	02-Jan-22	**<1.8 MPN/100 ml**	
Inorganic Constituents							
pH	SM 4500H-B	AA21043	0.1	31-Dec-21	31-Dec-21	**7.4 pH Units**	
Residual Chlorine	SM 4500Cl-G	AA20451	0.05	01-Jan-22	01-Jan-22	**0.06 mg/l**	
EFF (Sample I.D.# : 22A0004-01) Collected: 01-Jan-22 By JA of IPC							
Microbiological							
Fecal Coliforms	SM 9221E	AA20348	1.8	01-Jan-22	03-Jan-22	**<1.8 MPN/100 ml**	
Total Coliforms	SM 9221B	AA20348	1.8	01-Jan-22	03-Jan-22	**<1.8 MPN/100 ml**	
Inorganic Constituents							
pH	SM 4500H-B	AA21043	0.1	01-Jan-22	01-Jan-22	**7.6 pH Units**	
Residual Chlorine	SM 4500Cl-G	AA20451	0.05	02-Jan-22	02-Jan-22	**0.10 mg/l**	
EFF (Sample I.D.# : 22A0008-01) Collected: 02-Jan-22 By EM of IPC							
Microbiological							
Fecal Coliforms	SM 9221E	AA20348	1.8	02-Jan-22	04-Jan-22	**<1.8 MPN/100 ml**	
Total Coliforms	SM 9221B	AA20348	1.8	02-Jan-22	04-Jan-22	**<1.8 MPN/100 ml**	
Inorganic Constituents							
pH	SM 4500H-B	AA21043	0.1	02-Jan-22	02-Jan-22	**7.6 pH Units**	
Residual Chlorine	SM 4500Cl-G	AA20451	0.05	03-Jan-22	03-Jan-22	**0.11 mg/l**	

Respectfully Submitted,

Stephen Sakai 1/13/2022
Lab Director

PAT-CHEM LABORATORIES
QUALITY ANALYTICAL SERVICES SINCE 1987
1824 1st Street
San Fernando, CA 91340
(818) 639-5300 ph
(818) 639-5306 fx
pat-chem.com

Customer: **Integrated Performance Consultants, Inc.**
9297 Research Drive
Irvine CA, 92618

Attention: Ric Vardel
Report Date: 13-Jan-22 15:23
Subject: (MCC) Daily EFF

Project/P.O.#: (MCC) Daily EFF

Parameter	Method	QC Batch	RL	Prepared	Analyzed	Result	Notes
EFF (Sample I.D.# : 22A0023-01) Collected: 03-Jan-22 By DH of IPC							
Microbiological							
Fecal Coliforms	SM 9221E	AA20348	1.8	03-Jan-22	05-Jan-22	**<1.8 MPN/100 ml**	
Total Coliforms	SM 9221B	AA20348	1.8	03-Jan-22	05-Jan-22	**<1.8 MPN/100 ml**	
Inorganic Constituents							
pH	SM 4500H-B	AA21043	0.1	03-Jan-22	13-Jan-22	**7.6 pH Units**	
Residual Chlorine	SM 4500Cl-G	AA20451	0.05	04-Jan-22	04-Jan-22	**0.12 mg/l**	
EFF (Sample I.D.# : 22A0061-01) Collected: 04-Jan-22 By EM of IPC							
Microbiological							
Fecal Coliforms	SM 9221E	AA20453	1.8	04-Jan-22	06-Jan-22	**<1.8 MPN/100 ml**	
Total Coliforms	SM 9221B	AA20453	1.8	04-Jan-22	06-Jan-22	**<1.8 MPN/100 ml**	
Inorganic Constituents							
pH	SM 4500H-B	AA21043	0.1	04-Jan-22	04-Jan-22	**7.7 pH Units**	
Residual Chlorine	SM 4500Cl-G	AA20525	0.05	05-Jan-22	05-Jan-22	**0.12 mg/l**	
EFF (Sample I.D.# : 22A0100-01) Collected: 05-Jan-22 By CA of IPC							
Microbiological							
Fecal Coliforms	SM 9221E	AA20519	1.8	05-Jan-22	07-Jan-22	**<1.8 MPN/100 ml**	
Total Coliforms	SM 9221B	AA20519	1.8	05-Jan-22	07-Jan-22	**<1.8 MPN/100 ml**	
Inorganic Constituents							
pH	SM 4500H-B	AA21043	0.1	05-Jan-22	05-Jan-22	**7.8 pH Units**	
Residual Chlorine	SM 4500Cl-G	AA20525	0.05	05-Jan-22	05-Jan-22	**0.11 mg/l**	
EFF (Sample I.D.# : 22A0140-01) Collected: 06-Jan-22 By DH of IPC							
Microbiological							
Fecal Coliforms	SM 9221E	AA20634	1.8	06-Jan-22	08-Jan-22	**<1.8 MPN/100 ml**	
Total Coliforms	SM 9221B	AA20634	1.8	06-Jan-22	08-Jan-22	**<1.8 MPN/100 ml**	
Inorganic Constituents							
pH	SM 4500H-B	AA21043	0.1	06-Jan-22	06-Jan-22	**7.7 pH Units**	
Residual Chlorine	SM 4500Cl-G	AA20642	0.05	06-Jan-22	06-Jan-22	**0.08 mg/l**	

Respectfully Submitted,

Stephen Sakai 1/13/2022
Lab Director

PAT-CHEM
LABORATORIES
QUALITY ANALYTICAL SERVICES SINCE 1987
1824 1st Street
San Fernando, CA 91340
(818) 639-5300 ph
(818) 639-5306 fx
pat-chem.com

Customer: **Integrated Performance Consultants, Inc.**
9297 Research Drive
Irvine CA, 92618

Attention: Ric Vardel
Report Date: 13-Jan-22 15:23
Subject: (MCC) Daily EFF

Project/P.O.#: (MCC) Daily EFF

Parameter	Method	QC Batch	RL	Prepared	Analyzed	Result	Notes
EFF (Sample I.D.# : 22A0205-01) Collected: 07-Jan-22 By DH of IPC							
Microbiological							
Fecal Coliforms	SM 9221E	AA20725	1.8	07-Jan-22	09-Jan-22	**<1.8 MPN/100 ml**	
Total Coliforms	SM 9221B	AA20725	1.8	07-Jan-22	09-Jan-22	**<1.8 MPN/100 ml**	
Inorganic Constituents							
pH	SM 4500H-B	AA21043	0.1	07-Jan-22	07-Jan-22	**7.7 pH Units**	
Residual Chlorine	SM 4500Cl-G	AA21048	0.05	07-Jan-22	07-Jan-22	**<0.05 mg/l**	
EFF (Sample I.D.# : 22A0216-01) Collected: 08-Jan-22 By DH of IPC							
Microbiological							
Fecal Coliforms	SM 9221E	AA20825	1.8	08-Jan-22	10-Jan-22	**<1.8 MPN/100 ml**	
Total Coliforms	SM 9221B	AA20825	1.8	08-Jan-22	10-Jan-22	**<1.8 MPN/100 ml**	
Inorganic Constituents							
pH	SM 4500H-B	AA21043	0.1	08-Jan-22	09-Jan-22	**7.7 pH Units**	
Residual Chlorine	SM 4500Cl-G	AA21048	0.05	08-Jan-22	08-Jan-22	**<0.05 mg/l**	
EFF (Sample I.D.# : 22A0220-01) Collected: 09-Jan-22 By em of IPC							
Microbiological							
Fecal Coliforms	SM 9221E	AA20939	1.8	09-Jan-22	11-Jan-22	**<1.8 MPN/100 ml**	
Total Coliforms	SM 9221B	AA20939	1.8	09-Jan-22	11-Jan-22	**<1.8 MPN/100 ml**	
Inorganic Constituents							
pH	SM 4500H-B	AA21043	0.1	09-Jan-22	09-Jan-22	**7.6 pH Units**	
Residual Chlorine	SM 4500Cl-G	AA21048	0.05	09-Jan-22	09-Jan-22	**0.09 mg/l**	

Respectfully Submitted,

Stephen Sakai 1/13/2022
Lab Director

PAT-CHEM
LABORATORIES

QUALITY ANALYTICAL SERVICES SINCE 1987

1824 1st Street
San Fernando, CA 91340
(818) 639-5300 ph
(818) 639-5306 fx
pat-chem.com

Customer: **Integrated Performance Consultants, Inc.**
9297 Research Drive
Irvine CA, 92618

Attention: Ric Vardel
Report Date: 13-Jan-22 15:23
Subject: (MCC) Daily EFF

Project/P.O.#: (MCC) Daily EFF

Notes and Definitions

RL Reporting Limit - The lowest amount of a constituent that can be reliably quantified and reported.

Respectfully Submitted,

Stephen Sakai 1/13/2022
Lab Director

Pat-Chem Laboratories
1824 1st Street
San Fernando, CA 91340

CHAIN OF CUSTODY RECORD

Phone (818) 639-5300
Fax (818) 639-5306

Environmental Sample

Sample I.D.#: 21L1013

Customer: IPC - Integrated Performance Consultants, Inc.		**Project :** (MCC) Daily EFF	
Address: 9297 Research Drive Irvine CA 92618	**Sampled by:** Golan Kfir **Report Attention:** Ric Vardel / Golan Kfir	**P.O. #:** **Phone #:** 949-382-9067	

Sample Description	Date Sampled	Time Sampled	# of bottles	Required Tests	Sample Type	Matrix	Bottle Type	Preserve	Field Data (pH / Temperature) pH: ~~Field~~ Lab
EFF	12/30/21	10:10	1	pH, T.Res.Chlorine	Grab	AQ	500ml Plastic	4°C	7.0
	~	~	1	Total Coliform, Fecal Coliform	Grab	AQ	Coli Bottle	4°C, ST	

RECEIVED
DEC 30 2021
By

Geotracker EDD:
Logcode: IPCI
Global ID: WDR100000359

Signature	Print Name (Company)	Date	Time
Relinquished by GK	Golan IPC	12/30/21	11:25
Received by	Juan V. (PCL)	12/30/21	11:25
Relinquished by	Juan V. (PCL)	12/30/21	12:25
Received by			
Relinquished by			
Received in lab by	DEC 30 2021		12:25

Sample Received Checklist

Temperature upon receipt: 4.0 °C

# of bottles agrees with COC?	Yes No
Samples intact?	Yes No
Samples properly preserved?	Yes No
Samples in holding time?	Yes No

Compliance Monitor

Initial Flow _____

Final Flow _____

Sample Type	Preservations
Grab **Comp**	**HC** - HCl **HS** - H_2SO_4
Matrix **AQ** - Water **SO** -Soil / Sludge **OT** - Other	**HN** - HNO_3 **HP** - H_3PO_4 **OH** - NaOH
Bottle Type **P** - Plastic **G** - Amber Glass **VOA** - 40 ml Vial **Coli** - bacteria	**ST** - Sodium Thiosulfate **AA** - Ascorbic Acid **Al** - $AlCl_3$ **Cu** -$CuSO_4$

Note: Samples are discarded 30 days after results are reported, unless other arrangements are made.

Rev 2 Effective 5/1/17

Pat-Chem Laboratories
1824 1st Street
San Fernando, CA 91340

CHAIN OF CUSTODY RECORD

Phone (818) 639-5300
Fax (818) 639-5306

Environmental Sample

Sample I.D.#: 21L1056

Customer:	IPC - Integrated Performance Consultants, Inc.	Project :	(MCC) Daily EFF
Address:	9297 Research Drive	Sampled by:	Golan Kfir
	Irvine CA 92618	Report Attention:	Ric Vardel / Golan Kfir
		P.O. #:	
		Phone #:	949-382-9067

Sample Description	Date Sampled	Time Sampled	# of bottles	Required Tests	Sample Type	Matrix	Bottle Type	Preserve	Field Data (pH / Temperature) pH: Field Lab
EFF	12/31/21	13:30	1	pH, T.Res.Chlorine	Grab	AQ	500ml Plastic	4°C	
	〃	〃	1	Total Coliform, Fecal Coliform	Grab	AQ	Coli Bottle	4°C, ST	

RECEIVED
DEC 31 2021
By

Geotracker EDD:
Logcode: IPCI
Global ID: WDR100000359

Signature	Print Name (Company)	Date	Time
Relinquished by: Golan	Golan IPC	12/31/21	14:19
Received by: Alex Walters	Alex Walters	12/31/21	14:19
Relinquished by:			
Received by:			
Relinquished by:			
Received in lab by: Alex Walters Jr.		DEC 31 2021	1600

Sample Received Checklist

Temperature upon receipt: 4°C

# of bottles agrees with COC?	Yes No
Samples intact?	Yes No
Samples properly preserved?	Yes No
Samples in holding time?	Yes No

Compliance Monitor

Initial Flow _____

Final Flow _____

Sample Type	Matrix	Bottle Type
Grab	AQ - Water	P - Plastic
Comp	SO -Soil / Sludge	G - Amber Glass
	OT - Other	VOA - 40 ml Vial
		Coli - bacteria

Preservations

HC - HCl
HS - H_2SO_4
HN - HNO_3
HP - H_3PO_4
OH - NaOH
ST - Sodium Thiosulfate
AA - Ascorbic Acid
AI - $AlCl_3$
Cu - $CuSO_4$

Note: Samples are discarded 30 days after results are reported, unless other arrangements are made.

Malibu Civic Center Wastewater Treatment Facility

2021 Annual Long-Term Groundwater and Surface Water Monitoring Report

prepared by

Rincon Consultants, Inc.

prepared for

City of Malibu
23825 Stuart Ranch Road
Malibu, California 90265

February 28, 2022

RINCON CONSULTANTS, INC.
Environmental Scientists | Planners | Engineers
rinconconsultants.com

Rincon Consultants, Inc.
180 North Ashwood Avenue
Ventura, California 93003

805 644 4455 OFFICE AND FAX

info@rinconconsultants.com
www.rinconconsultants.com

February 28, 2022
Project No: 20-09665

Yolanda Bundy
Environmental Sustainability Department Director
Building Official
City of Malibu
23825 Stuart Ranch Road
Malibu, California 90265

Subject: 2021 Annual Long-Term Groundwater and Surface Water Monitoring Report, Malibu Civic Center Wastewater Treatment Facility – City of Malibu, California

Dear Ms. Bundy:

Rincon Consultants, Inc. has prepared the 2021 Annual Long-Term Groundwater and Surface Water Monitoring Report for the Malibu Civic Center Wastewater Treatment Facility (CCWTF) located in Malibu, California. The CCWTF began discharging treated wastewater in the third quarter of 2018. Therefore, Long-Term Monitoring of Groundwater and Surface Water Quality Monitoring (Task II) was triggered and quarterly groundwater monitoring was initiated.

The objective of the work program is to implement and manage a basin-wide groundwater and surface water monitoring and reporting program. The monitoring program has been designed to identify potential impacts due to land disposal of treated wastewater via injection and landscape irrigation or percolation on the receiving water quality of the local groundwater aquifers, Santa Monica Bay, Malibu Creek, and Malibu Lagoon.

Please contact us with any questions you may have regarding the results of the 2021 Annual Long-Term Groundwater and Surface Water Monitoring Report.

Sincerely,
Rincon Consultants, Inc.

Kiernan Brtalik, CPSWQ, QSP/D
Environmental Scientist

Torin Snyder, PG, CHG, TOR, QSD/P
Principal

Certification

"I certify under penalty of law that this document, including all attachments and supplemental information, was prepared under my direction or supervision in accordance with a system designed to assure that qualified personnel properly gathered and evaluated the information submitted. Based on my inquiry of the person or persons who manage the system, or those persons directly responsible for gathering the information, the information submitted is, to the best of my knowledge and belief, true, accurate, and complete. I am aware that there are significant penalties for submitting false information, including the possibility of a fine and imprisonment."

Executed on the 1 day of March at _____

Yolanda Rudy
Signature

Environmental Sustainability Director
Title

Table of Contents

1 Introduction 1
2 Background 1
3 Geologic and Hydrogeologic Setting 3
3.1 Hydrology 3
3.2 Geology 3
3.3 Hydrogeology 3
4 Completed Activities During 2021 4
5 Groundwater Elevations and Gradients 4
5.1 Shallow Zone 5
5.2 Deep Zone 6
5.3 Winter Canyon 6
6 Water Quality Sampling Analysis 7
6.1 Surface Water 7
6.2 Groundwater 9
6.3 Analytical Laboratory QA/QC 11
7 Scheduled Activities for 2022 11
8 Summary of Monitoring Activities 11
8.1 Groundwater Elevations 11
8.2 Surface Water Quality 11
8.3 Groundwater Quality 12
8.4 Annual Evaluation of Injected Recycled Water 12
9 Limitations 13
10 References 14

Table of Contents (continued)

Tables

Table 1 Groundwater Elevations
Table 2 Groundwater and Surface Water Analytical Matrix
Table 3 Surface Water Analytical Results
Table 4 Groundwater Analytical Results

Figures

Figure 1 Vicinity Map
Figure 2 Site Map – Monitoring Network
Figure 3 - 8 Shallow Groundwater Elevations January – June 2021
Figures 9 - 13 Shallow Groundwater Elevations August – December 2021
Figure 14 The Nitrogen Cycle

Appendices

Appendix A Groundwater and Surface Water Field Sheets
Appendix B Analytical Laboratory Reports

1 Introduction

This report presents the results of groundwater and surface water monitoring activities conducted during the 2021 reporting period for the Malibu Civic Center Wastewater Treatment Facility (CCWTF) located in Malibu, California (Figure 1). The CCWTF began discharging treated wastewater in the third quarter of 2018, triggering Long-Term Monitoring of Groundwater and Surface Water Quality Monitoring (Task II). The objective of the work program is to implement and manage a basin-wide groundwater and surface water monitoring and reporting program. The monitoring program has been designed to identify potential impacts as a result of land disposal of treated wastewater via injection and landscape irrigation or percolation on the receiving water quality of the local groundwater aquifers, Santa Monica Bay, Malibu Creek, and Malibu Lagoon.

This report was prepared by Rincon Consultants, Inc. (Rincon) and presents the geologic and hydrogeologic setting, groundwater elevations and gradient, surface water and groundwater sampling methodologies, and water quality data results.

2 Background

On-site wastewater disposal systems (OWDS) have allegedly contributed to the non-point source pollution of Malibu Creek and Lagoon located in the Civic Center Area of the City of Malibu (Figure 2). The City of Malibu has designed and constructed a new wastewater treatment facility to comply with regulatory actions taken by the Los Angeles Regional Water Quality Control Board (LARWQCB) and the State Water Resources Control Board (SWRCB) to prohibit discharges from OWDS in the Civic Center area.

To establish baseline groundwater and surface water quality conditions prior to operation and discharge of treated wastewater, the LARWQCB required basin-wide, baseline groundwater and surface water monitoring. The water quality monitoring program was driven by several factors:

- Timelines established through regulatory action
- Proposed programs to fulfill anticipated future regulatory requirements associated with the development of the CCWTF
- The distribution of Recycled Water in the Prohibition area in conformance with California Code of Regulations, Title 22
- Protection of the Malibu Valley Groundwater Basin, Malibu Creek, Malibu Lagoon, and the near shore environment of Santa Monica Bay

Following activation of the CCWTF operations, baseline monitoring activities (Task I) were completed and long-term monitoring activities (Task II) were triggered. The objective of long-term monitoring is to identify impacts that land disposal of recycled water, via injection and landscape irrigation or percolation, may have on the water quality of the receiving groundwater aquifers, Santa Monica Bay, Malibu Creek, and Malibu Lagoon.

The basin-wide long-term monitoring program consists of four of the original five water quality monitoring tasks that occur in the Civic Center area of the City of Malibu. All five monitoring tasks were designed to provide a comprehensive basin-wide groundwater and surface water monitoring program. Below is a general description of each task.

Task I – Baseline Groundwater and Surface Water Quality Monitoring of the Civic Center Area *(Completed)*

The baseline groundwater and surface water quality monitoring task involved monitoring groundwater in nine shallow and deep groundwater wells and monitoring surface water quality at ten locations. The objective of this task was to develop baseline, ambient shallow and deep groundwater, and surface water conditions prior to the implementation of the CCWTF, as required by the Monitoring and Reporting Program (MRP) No. CI 10042, issued by the LARWQCB (LARWQCB 2015).

Task II – Long-Term Monitoring of Groundwater and Surface Water Quality Monitoring of the Civic Center Area

The long-term groundwater and surface water quality monitoring task involves monitoring groundwater in nine shallow and deep groundwater wells and surface water quality at 10 locations on a quarterly basis. Depending on quarterly flows of recycled water from the CCWTF to the percolation ponds, the number of samples collected for a given quarter may be reduced from nine to seven groundwater monitoring wells. This reduced number of groundwater monitoring wells is allowed when no more than 10 percent greater than the permitted flows are discharged to the percolation ponds.

The objective of long-term monitoring is to identify impacts, if any, that land disposal of recycled water, via injection and landscape irrigation or percolation, have on the water quality of the receiving groundwater aquifers, Santa Monica Bay, Malibu Creek, and Malibu Lagoon and to comply with the project-specific Waste Discharge Requirement (WDR). The mix of shallow and deeper monitoring wells were chosen to provide adequate spatial and vertical coverage of the basin near the CCWTF injection to monitor for potential adverse impacts. This sampling is required by the MRP No. CI 10042, issued by the LARWQCB (LARWQCB 2015).

Task III – Salt and Nutrient Management Plan Monitoring Program

The Salt and Nutrient Management Plan (SNMP) monitoring program builds upon the baseline and long-term groundwater and surface water monitoring programs described above (Tasks I and II). Task III involves performing semi-annual groundwater monitoring at sixteen groundwater monitoring wells (mix of shallow and deep) located in the Civic Center area of the City of Malibu and in a small area in unincorporated Los Angeles County. The objective of the SNMP is to monitor potential impacts that recycled water, introduced through irrigation and injection, may have on the Malibu Groundwater Basin. The SNMP also provides data to assess the various phases of the CCWTF implementation during the time that the collection system and treatment plant connections increase, and as OWDS-related discharges cease (RMC Water 2015a).

Task IV – Memorandum of Understanding Compliance Monitoring

Compliance with the Memorandum of Understanding (MOU) the City of Malibu has with the LARWQCB corresponds with baseline and long-term groundwater and surface water monitoring programs described in Tasks I through III above. Task IV involves performing semi-annual monitoring at fourteen groundwater wells located in the City of Malibu's Civic Center area. The objective of the MOU is to monitor for potential impacts to the Shallow Alluvium because of CCTWF implementation (LARWQCB 2014).

Task V – Civic Center Groundwater Elevation Monitoring Program

The groundwater elevation monitoring program assesses the groundwater elevations in the Malibu Groundwater Basin and in Winter Canyon. The objective of this task is to provide an understanding of the groundwater elevation conditions in the Civic Center Area, including elevation trends related to precipitation, tidal, and lagoon influences (LARWQCB 2015).

3 Geologic and Hydrogeologic Setting

3.1 Hydrology

The project is in the Los Angeles hydrologic region, as defined by the LARWQCB. The Los Angeles hydrologic region encompasses all coastal drainages flowing to the Pacific Ocean between Rincon Point and the eastern Los Angeles County line. The study area covers the Malibu Creek and Winter Canyon Creek watersheds. Most of the study area addressed in this report is located within the 109-square-mile Malibu Creek watershed, which is the second largest watershed draining to the Santa Monica Bay. The Malibu Creek watershed contains mostly undeveloped mountain areas, residential properties, and natural streams (LARWQCB 2011). Malibu Lagoon, a 13-acre brackish estuary, is located at the terminus of the Malibu Creek watershed and is one of only two remaining coastal marshes in Los Angeles County.

3.2 Geology

The study area is located within the Santa Monica Mountains in the northwestern corner of the Los Angeles basin. The study area lies at the juncture of the Peninsular Ranges geomorphic province, consisting of a northwest-oriented structural grain, and the Transverse Ranges geomorphic province, which features a predominantly east-west-oriented structural grain.

The 45-mile-long Santa Monica Mountains range is part of the southernmost portion of the western Transverse Ranges province. It forms an east-west range of low mountains along the southern California Coast from the Oxnard Plain to Los Angeles. The Santa Monica Mountain range is characterized by long, south-draining canyons on its south flank and short, north-draining canyons on its north flank. The Malibu Canyon and Winter Canyon are two canyons in the study area that drain to the south.

3.3 Hydrogeology

The Malibu Valley Groundwater Basin (Department of Water Resources [DWR] groundwater basin no. 4-22) is a 613-acre alluvial basin. The groundwater basin is bounded by the Pacific Ocean to the south and the Santa Monica Mountains to the north, east, and west. The basin is composed of non-water-bearing Tertiary age rocks.

Water bearing geologic formations in the Malibu Valley Groundwater Basin include Holocene alluvium, consisting of clays, silts, sands, and gravels overlying impermeable bedrock. The unconsolidated alluvium in the Civic Center area by Malibu Creek and other small drainages is estimated to range in thickness from a thin layer near the valley walls to about 175 feet in the central part of the main body of the alluvium. The alluvium can be subdivided into three categories or zones: 1) a shallow zone of permeable alluvial sediments, 2) underlain by a sequence of fine-

grained estuarine deposits, and 3) an underlying coarse-grained stratum commonly referred to as the "Civic Center Gravels" (GeoSoils 1989, Leighton 1994, ECI 2000, Ambrose and Orme 2000, Fugro West, Inc. 2005, Geosyntec Consultants 2007). Depth to groundwater in the alluvium is typically 5 to 20 feet below grade and is deeper in the upland canyon areas.

4 Completed Activities During 2021

The following activities were completed during the 2021 reporting period:

- Rincon prepared the Fourth Quarter 2020, Annual 2020, First Quarter 2021, Second Quarter 2021, and Third Quarter 2021 Groundwater and Surface Water Monitoring Reports for City submittal to the LARWQCB
- Rincon collected and analyzed groundwater and surface water samples for WDR/MRP compliance (Task II) during each quarter of 2021
- Rincon collected and analyzed groundwater samples for SNMP (Task III) and MOU (Task IV) compliance during the first and third quarters of 2021
- Rincon measured depth to water in the groundwater monitoring wells monthly, with the exception of July, throughout the 2021 reporting period (Task V)

5 Groundwater Elevations and Gradients

During each month of the 2021 reporting period, Rincon mobilized to 43 groundwater monitoring wells to measure the depth to water using an electronic water level indicator (summarized in the table below; also see Table 1 and Appendix A).

Groundwater Monitoring Locations

Shallow Zone (33 wells)[1]				
C-1	C-2	CCPE	CCPNE	CCPSW
CCW-4	GH6-M1	GH8-M3	M6-1	M6-2
M7-1	M7-2	MBCMW-5[2]	MBCMW-7	MBCMW-8
MBCMW-9	MBCMW-10	MCWP-MW04S	MCWP-MW07S	MCWP-MW08
MCWP-MW10	P-4	P-9	SMBRP-2	SMBRP-6
SMBRP-7B	SMBRP-8 (EC1-RC-MW01)	SMBRP-9	SMBRP-10C	SMBRP-12
SMBRP-13	SMBRP-15B[2]	SMBRP-16		
Deep Zone (8 wells)				
MCWP-MW01	MCWP-MW02	MCWP-MW03	MCWP-MW04D	MCWP-MW05
MCWP-MW06	MCWP-MW07D	MCWP-MW09		
Winter Canyon (2 wells)				
LAMW-5S	SMBRP-11			

[1] Three wells have been removed from the original monitoring network: GH9-M4 has been buried as of the September 2018 monitoring event, MBCMW-6 was removed following grading activities in 2019, and SMBRP-10C was removed during the development of a sidewalk in March 2021

[2] MBCMW-5 was dry for the 2021 reporting period

5.1 Shallow Zone

Groundwater elevation measurements from each shallow monitoring well are included in Table 1 and shown on Figures 3 through 13. The following table summarizes the shallow groundwater elevation ranges observed during the 2021 reporting period, changes in elevation compared to the 2020 reporting period, and historical groundwater elevation range.

Summary of Groundwater Elevations – Shallow Zone

2021			2020			Historical	
Minimum	Maximum	Average	Minimum	Maximum	Average	Minimum	Maximum
2.58 (MCWP-MW08)	21.81 (SMBRP-8 [EC1-RC-MW01])	7.77	1.09 (CCPE)	25.02 (SMBRP-8 [EC1-RC-MW01])	7.84	1.09 (CCPE, 05/2020)	25.38 (SMBRP-8 [EC1-RC-MW01], 05/2017)

Changes from January to December 2021						
Decrease			Increase			Average Change
# Observed	Maximum	Average	# Observed	Maximum	Average	
4	-2.53 (SMBRP-9)	-1.67	21	5.52 (SMBRP-6)	2.07	1.47

Note: Elevations measured in feet above mean sea level

The shallow groundwater gradient was calculated, and flow direction estimated based on the monthly groundwater elevation data in SMBRP-2, SMBRP-9, and SMBRP-12 and summarized in the table below (Figures 3 to 13).

Summary of Groundwater Gradients

Month	**Gradient** (feet per foot)	Flow Direction
January	0.0039	South-southeast
February	0.0041	South-southeast
March	0.0077	South-southeast
April	0.0037	South-southeast
May	0.0037	South-southeast
June	0.0035	South-southeast
July[1]	-	-
August	0.0034	South-southeast
September	0.0025	South-southeast
October	0.0031	Southeast
November	0.0025	East-southeast
December	0.0022	East-southeast
AVERAGE	**0.0037**	

[1] Depth to water measurements were not collected in July due to equipment failure and scheduling conflicts and therefore, a gradient could not be calculated.

5.2 Deep Zone

Groundwater elevation measurements from each deep monitoring well are included in Table 1. The following table summarizes the deep groundwater elevation ranges observed in the 2021 reporting period, changes in elevation compared to the 2020 reporting period, and historical groundwater elevation ranges:

Summary of Groundwater Elevations – Deep Zone

2021			2020			Historical	
Minimum	Maximum	Average	Minimum	Maximum	Average	Minimum	Maximum
4.36 (MCWP-MW07D)	10.80 (MCWP-MW09)	6.63	4.16 (MCWP-MW07D)	10.80 (MCWP-MW09)	6.57	4.09 (MCWP-MW07D, 12/2017)	11.55 (MCWP-MW09, 12/2015)

Changes from January to December 2021						
Decrease			Increase			Average Change
# Observed	Maximum	Average	# Observed	Maximum	Average	
1	-1.29 (MCWP-MW02)	–	7	1.39 (MCWP-MW06)	0.79	0.53

Note: Elevations measured in feet above mean sea level

5.3 Winter Canyon

Groundwater elevation measurements from each Winter Canyon monitoring well are included in Table 1. The following table summarizes the Winter Canyon groundwater elevation ranges observed in the 2021 reporting period, changes in elevation compared to the 2020 reporting period, and historical groundwater elevation ranges.

Summary of Groundwater Elevations – Winter Canyon

2021			2020			Historical	
Minimum	Maximum	Average	Minimum	Maximum	Average	Minimum	Maximum
8.65 (SMBRP-11)	47.59 (LAMW-5S)	27.81	9.59 (SMBRP-11)	52.45 (LAMW-5S)	32.29	8.65 (SMBRP-11, 08/2021)	58.65 (LAMW-5S, 03/2019)

Changes from January to December 2021						
Decrease			Increase			Average Change
# Observed	Maximum	Average	# Observed	Maximum	Average	
2	-37.22 (LAMW-5S)	-23.58	0	–	–	-23.58

Note: Elevations measured in feet above mean sea level

6 Water Quality Sampling Analysis

This section presents laboratory analytical results for samples collected during the 2021 reporting period. Included below are the constituents required by the WDR for surface water monitoring, and which are also analyzed in groundwater samples. This includes total and fecal coliform, nitrate as nitrogen, nitrite as nitrogen, organic nitrogen, ammonia, total Kjeldahl nitrogen (TKN), and total phosphorous. Ammonia (NH_3^+) is the primary form of nitrogen in OWDS effluent, and it is converted to nitrate during the leaching process through the vadose zone. A schematic of this process is provided as Figure 14.

Surface water and groundwater monitoring locations and corresponding laboratory analyses are shown in the Groundwater and Surface Water Analytical Matrix (Table 2). The laboratory analytical results for the 2021 reporting period are provided in Table 3 and Table 4. Analytical laboratory reports are included as Appendix B of this report.

6.1 Surface Water

A total of 10 surface water samples were collected during each quarter of the 2021 reporting period. Four ocean water samples were collected from the Near Shore sampling locations (N-001 through N-004) and six surface water samples were collected from the Malibu Lagoon and Creek (L-001 through L-006) in accordance with the WDR/MRP (Task II) monitoring requirements, as summarized in the table below.

Surface Water Sampling Locations

Near Shore Ocean	Malibu Lagoon and Creek
N-001	L-001
N-002	L-002
N-003	L-003
N-004	L-004
	L-005
	L-006

Sampling Methodology

The Near Shore ocean water samples were collected from each location at a depth of approximately 3-6 inches (ankle deep). Surface water samples from Malibu Lagoon and Creek monitoring locations were collected from each location at a depth of approximately 12 inches below the surface of the water.

All surface water samples were collected up-current of sampling personnel to minimize potential contamination of surface water samples with bacteria originating from field personnel. Surface water samples were collected directly into lab-supplied containers when possible, or into a field sampling container and then transferred into preserved and non-preserved containers supplied by Enthalpy Analytical (Enthalpy), a California-accredited analytical laboratory located in Orange, California. The containers were capped, labeled, placed in Ziploc bags, and stored on ice in a cooler and delivered via courier to Enthalpy under chain-of-custody documentation.

Laboratory Analyses

Near Shore

The following table summarizes constituent detections in surface water samples collected from the four Near Shore sampling locations during the 2021 reporting period. This table presents the number of samples detected above the laboratory detection limit (RDL), the minimum and maximum concentrations detected above the RDL, and average concentration for each detected constituent.[1]

Summary of Detected Concentrations in Surface Water – Near Shore

Constituent	Number Detected	Minimum Detected	Maximum Detected	Average	Units
Total Coliform	16	72 (N-002; 2/2021)	>2,400 (3 samples in 2021)	974	MPN/100 mL
Fecal Coliform	2	–	1.0 (N-001; 11/2021 N-004; 5/2021)	1.0	MPN/100 mL
Nitrate as Nitrogen	0	–	–	–	mg/L
Nitrite as Nitrogen	0	–	–	–	mg/L
Organic Nitrogen	14	0.020 (N-003; 5/2021)	1.1 (N-001; 8/2021)	0.37	mg/L
Ammonia Nitrogen	4	0.018 (N-001; 5/2021 N-004; 11/2021)	0.24 (N-003; 11/2021)	0.056	mg/L
Total Kjeldahl Nitrogen	14	0.054 (N-003; 5/2021)	1.1 (N-001; 8/2021)	0.37	mg/L
Total Phosphorous	16	0.019 (N-003; 8/2021)	0.82 (N-003; 5/2021)	0.33	mg/L

MPN/100 mL – Most Probable Number per 100 milliliters
mg/L – milligrams per liter

Malibu Lagoon and Creek

The following table summarizes constituent detections in surface water samples collected from the six Malibu Lagoon and Creek monitoring locations during the 2021 reporting period.

Summary of Detected Concentrations in Surface Water – Malibu Lagoon and Creek

Constituent	Number Detected	Minimum Detected	Maximum Detected	Average	Units
Total Coliform	24	870 (L-004; 5/2021)	>4,800(L-002; 5/2021)	2,382	MPN/100 mL
Fecal Coliform	24	5.2 (L-004; 5/2021)	>2,400 (5 samples in 2021)	717	MPN/100 mL
Nitrate as Nitrogen	8	0.28 (L-002; 8/2021 L-005; 2/2021)	2.0 (L-001; 2/2021)	0.50	mg/L
Nitrite as Nitrogen	0	–	–	–	mg/L
Organic Nitrogen	24	0.26 (L-001; 5/2021)	2.6 (L-006; 2/2021)	0.77	mg/L
Ammonia Nitrogen	13	0.024 (L-006; 5/2021)	0.18 (L-001; 8/2021)	0.071	mg/L
Total Kjeldahl Nitrogen	24	0.30 (L-001; 5/2021)	2.6 (L-006; 2/2021)	0.82	mg/L
Total Phosphorous	23	0.029 (L-006; 8/2021)	0.67 (L-001; 1/2021)	0.21	mg/L

MPN/100 mL – Most Probable Number per 100 milliliters

[1] Averages throughout this report are calculated using the upper detection limit value for results that exceeded the upper detection limit and half of the RDL for results that were not detected.

mg/L – milligrams per liter

6.2 Groundwater

The following number of groundwater monitoring wells were sampled during the 2021 reporting period:

- First Quarter of 2021 – 16 wells (Task II, III, and IV)
- Second Quarter of 2021 – 7 wells (Task II)
- Third Quarter of 2021 – 15 wells (Task II, III, and IV)
- Fourth Quarter of 2021 – 7 wells (Task II)

A total of nine groundwater monitoring wells are typically sampled quarterly, in accordance with the WDR/MRP (Task II) monitoring requirements. However, the MRP specifies that if flows to the percolation ponds is less than 10 percent greater than the permitted flows then the City of Malibu can reduce the number of wells sampled and analyzed for the long-term monitoring program to seven groundwater monitoring wells. Therefore, the Winter Canyon groundwater monitoring wells (LAMW-5S and SMBRP-11) were excluded from the second and fourth quarters of the 2021 monitoring event. In addition, MBCMW-9 was excluded from the third quarter of 2021 monitoring event.

Groundwater Sampling Locations

Well ID	Zone	Task	Sampling Frequency
SMBRP-9	Shallow	II, III, IV	Quarterly
SMBRP-12	Shallow	II, III, IV	Quarterly
MCWP-MW04S	Shallow	II, III, IV	Quarterly
MCWP-MW07S	Shallow	II, III, IV	Quarterly
MCWP-MW04D	Deep	II, III, IV	Quarterly
MCWP-MW07D	Deep	II, III, IV	Quarterly
MCWP-MW09	Deep	II, III, IV	Quarterly
SMBRP-11	Winter Canyon	II, III, IV	Quarterly
LAMW-5S	Winter Canyon	II, III, IV	Quarterly
CCPE	Shallow	III, IV	Semi-Annually
SMBRP-7B	Shallow	III, IV	Semi-Annually
SMBRP-13	Shallow	III, IV	Semi-Annually
MBCMW-9	Shallow	III, IV	Semi-Annually
MCWP-MW10	Shallow	III, IV	Semi-Annually
MCWP-MW05	Deep	III	Semi-Annually
MCWP-MW06	Deep	III	Semi-Annually

Sampling Methodology

Prior to sampling, a minimum of three casing volumes were purged from each well using a submersible pump or by hand bailing. Purging stopped when consecutive water quality

measurements (temperature, electrical conductivity, and pH) varied by less than 10 percent or until the well purged dry, whichever occurred first. Field equipment was decontaminated between each well. Purged groundwater and decontamination water were stored in a 100-gallon and 250-gallon high-density polyethylene tank during field activities, and properly disposed at the CCWTF.

Once each well was purged, groundwater samples were collected using preserved and non-preserved containers supplied by Enthalpy. The containers were capped, labeled, placed in Ziploc bags, and stored on ice in coolers pending delivery to Enthalpy. Field data sheets are included in Appendix A.

Laboratory Analyses

The following table summarizes constituent detections in groundwater samples collected during the 2021 reporting period. For comparison, this table presents results for constituents also analyzed for in surface water samples. In addition to those constituents, total dissolved solids (TDS), which represents the total concentration of dissolved substances in water and are commonly associated with OWDS effluent, is presented below. For a complete list of analytical results from groundwater samples, please refer to Appendix B.

Summary of Detected Concentrations in Groundwater

Constituent	Number Analyzed	Number Detected	Minimum Detected	Maximum Detected	Average	Units
Total Coliform	41	36	2.0 (SMBRP-13; 8/2021 MCWP-MW09; 11/2021)	>2,400 (3 samples in 2021)	538	MPN/ 100 mL
Fecal Coliform	41	25	1.0 (6 samples in 2021)	1,100 (MCWP-MW07D; 2/2021)	42	MPN/ 100 mL
Nitrate as Nitrogen	45	32	0.050 (SMBRP-12; 2/2021)	14 (LAMW-5S; 8/2021)	1.8	mg/L
Nitrite as Nitrogen	41	2	0.050 (MCWP-MW07D; 2/2021)	0.13 (SMBRP-11; 2/2021)	0.062	mg/L
Organic Nitrogen	30	30	0.0090 (MCWP-MW04D; 11/2021)	2.0 (MCWP-MW07D; 2/2021)	0.53	mg/L
Ammonia Nitrogen	41	25	0.038 (MCWP-MW09; 11/2021)	5.5 (SMBRP-12; 2/2021)	0.90	mg/L
Total Kjeldahl Nitrogen	41	38	0.058 (MCWP-MW04D; 11/2021)	7.6 (SMBRP-12; 8/2021)	1.4	mg/L
Total Phosphorous	41	41	0.019 (MBCMW-9; 2/2021)	7.9 (LAMW-5S; 8/2021)	0.47	mg/L
Total Dissolved Solids	40	40	170 (MCWP-MW07D; 2/2021)	9,700 (CCPE; 8/2021)	2,347	mg/L

MPN/100 mL – Most Probable Number per 100 milliliters
mg/L – milligrams per liter

6.3 Analytical Laboratory QA/QC

During each quarterly reporting period, Enthalpy performed quality assurance/quality control (QA/QC) measures including the recovery of surrogates. Enthalpy followed all QA/QC procedures per method requirements. The notes column of the analytical reports contains the QC flags (Appendix B). Any issues that are not covered by the qualifier flags (definitions page found below the analytical tables), are addressed as part of the case narrative.

7 Scheduled Activities for 2022

Rincon submitted the Fourth Quarter 2021 Long-Term Groundwater and Surface Water Monitoring Report for City submittal to the LARWQCB on January 31, 2022.

The following activities will be completed during 2022:

- Prepare and submit this 2021 Annual Long-Term Groundwater and Surface Water Monitoring Report for City submittal to the LARWQCB
- Collect and analyze quarterly groundwater and surface water samples for WDR/MRP (Task II) compliance
- Collect and analyze semi-annual groundwater samples for SNMP and MOU compliance (Tasks III and IV)
- Measure depth to water in the groundwater monitoring wells on a monthly basis (Task V)
- Prepare and submit quarterly Long-Term Groundwater and Surface Water Monitoring Reports for City submittal to the LARWQCB

8 Summary of Monitoring Activities

8.1 Groundwater Elevations

Consistent with past observations, shallow groundwater generally flows south-southeast. During the 2021 reporting period, groundwater elevations increased in 84 percent of shallow groundwater monitoring wells with an average change of 1.47 feet when comparing January to December 2021 January to December 2021. Groundwater elevations increased in 88 percent of deep groundwater monitoring wells with an average change of 0.53 feet when comparing the January to December 2021. Groundwater elevations decreased in both Winter Canyon groundwater monitoring wells. Through the year and over the course of this monitoring program, groundwater elevations appear to display seasonal variation in the deep groundwater monitoring wells (e.g., rainy season influence) and likely tidal fluctuation or other influences at the shallow groundwater monitoring wells.

8.2 Surface Water Quality

The maximum total coliform concentrations in the Near Shore samples were detected during the second and third quarters of 2021, with average concentrations of 1,853 and 1,128 MPN/100 mL, respectively. Total coliform concentrations in the Malibu Lagoon and Creek sampling locations exceeded the laboratory upper detection limits of 2,400 MPN/100 mL or 4,800 MPN/mL in all but two samples surface water samples collected during the 2021 reporting period. The average total

coliform concentration in the surface water samples collected in 2021 was 1,828 MPN/100 mL, a decrease from the 2020 average (1,949 MPN/100 mL).

Fecal coliform concentrations were only detected in two of the Near Shore samples, with a concentration of 1.0 MPN/100 mL detected at N-001 during the fourth quarter of 2021 and N-004 during the second quarter of 2021. At the Malibu Lagoon and Creek sampling locations, fecal coliform was detected in every surface water sample collected during the 2021 reporting period. The laboratory upper detection limit of 2,400 MPN/100 mL was exceeded in five Malibu Lagoon and Creek samples. The average fecal coliform concentration in the surface water samples collected in 2021 was 359 MPN/100 mL, a decrease from the 2020 average (472 MPN/100 mL).

Nitrate as nitrogen was not detected in the Near Shore surface water samples and was only detected in eight samples collected from Malibu Lagoon and Creek, with a maximum concentration of 2.0 mg/L (L-001 in the first quarter of 2021). Nitrate as nitrogen was not detected in any of the surface water samples collected during the 2021 reporting period.

Phosphorous was detected in all but one surface water samples collected in 2021 and average concentrations slightly increased compared to concentrations observed in 2020, from 0.26 mg/L to 0.27 mg/L.

8.3 Groundwater Quality

Total coliform concentrations in groundwater monitoring well samples exceeded the laboratory upper detection limit of 2,400 MPN/100 mL in three samples. The average total coliform concentration in the groundwater samples collected in 2021 was 538 MPN/100 mL, a decrease from the 2020 average (818 MPN/100 mL).

Detections of fecal coliform were detected during each quarter of 2021 and were reported in 25 groundwater samples, with the maximum concentration observed in MCWP-MW07D (1,100 MPN/100 mL). Fecal coliform was not detected in MCWP-MW04D during the 2021 reporting period. The average fecal coliform concentration in the groundwater samples collected in 2021 was 42 MPN/100 mL, a decrease from the 2020 average (49 MPN/100 mL).

Detections of nitrate as nitrogen were detected during each quarter of 2021 and were reported in 32 groundwater samples, with the maximum concentration observed in LAMW-5S (14 mg/L). The average nitrate as nitrogen concentration in the groundwater samples collected in 2021 was 1.8 mg/L, a decrease from the 2020 average (2.1 mg/L).

Concentrations of TDS were detected in all sixteen groundwater wells, with the maximum concentration of 9,700 mg/L detected in CCPE in the third quarter of 2021. The average TDS concentration in the groundwater samples collected in 2021 was 2,347 mg/L, an increase from the 2020 average (1,870 mg/L).

8.4 Annual Evaluation of Injected Recycled Water

As presented above, the average groundwater elevation in shallow groundwater monitoring wells displayed an increase during the 2021 reporting period. The average groundwater flow direction and gradient during the 2021 monitoring period was approximately 0.0037 feet per foot with a south-southeast flow direction. Recycled water was discharged to groundwater during each month

of the 2021 reporting period with injection occurring at Injection Well 2, only[2]. The following table summarizes the monthly and annual discharge volume in gallons:

2021 Recycled Water Discharge to Groundwater (Injection Well 2)

Jan	Feb	Mar	Apr	May	Jun
961,442	1,050,304	1,082,407	995,304	1,104,200	1,094,000
Jul	**Aug**	**Sep**	**Oct**	**Nov**	**Dec**
1,050,764	1,269,997	992,389	1,198,206	1,466,199	1,618,062
2021 TOTAL:	**13,883,275**				

Note: Amount of discharged recycled water measured in gallons

Referencing 2021 flows at Injection Well 2 and considering that discharge began in third quarter 2018, an assessment of the long-term elevation and analytical data was conducted to understand flow paths and potential influences of the injected recycled water. This included a visual analysis using time-series plots for monitoring results prior to and following recycled water injection to groundwater. This analysis showed no signs of mounding or changed groundwater elevation characteristics at the proximate and downgradient monitoring wells. In addition, the analysis of groundwater analyitical data showed groundwater quality has not displayed a noticable change during the 2021, or in previous reporting periods.

Based on the data available, it is unclear if the injected water is influencing the groundwater flow direction, gradient, and water quality, and it is assumed that the injected water flows south-southeast to Santa Monica Bay.

9 Limitations

This report has been prepared for and is intended for the exclusive use of the City of Malibu. The contents of this report should not be relied upon by any other party without the written consent of Rincon Consultants, Inc.

Our conclusions regarding the site are based on observations of existing site conditions, our interpretation of site usage information, and the results of a limited subsurface sampling and chemical testing program. The concentrations of contaminants measured at any given location may not be representative of conditions at other locations intermediate to the locations sampled. Furthermore, conditions may change at any location as a function of time in response to natural conditions, chemical reactions, and other events. Conclusions regarding the condition of the site do not represent a warranty that all areas within the site are like those sampled.

[2] Note that recycled water was also used for irrigation at Bluffs Park as part of the City's Parks Landscape Irrigation program.

10 References

Ambrose, Richard F. and Anthony R. Orme. 2000. Lower Malibu Creek and Lagoon Resource Enhancement and Management: Final Report to the California Coastal Conservancy.

Earth Consultants International. 2000. IOKI and Chili Cookoff Parcels, Malibu, California: Civic Center Groundwater Report.

Fugro West, Inc. 2005. A Steady-State Groundwater Flow Model for the Proposed Malibu-Lapaz Ranch Development. Prepared for Sterling Capital.

GeoSoils. 1989. Response to County of Los Angeles Geologic Review of 18.4 Acre Parcel NW of Cross Creek Road and Civic Center Way. April 17.

Geosyntec Consultants. 2007. Geotechnical Site Exploration and Interpretation of Subsurface Conditions, Malibu Legacy Park Site, Malibu, California. Report prepared for RMC Water and Environment. July 30.

Leighton and Associates, Inc. 1994. Report for Geotechnical Studies for Planning Purposes in the Civic Center Area, City of Malibu, California. Volumes I and II.

Los Angeles Regional Water Quality Control Board. 2011. State of the Watershed, Report on Water Quality, the Santa Monica Bay Watershed Management Area. Second Edition. November.

_____. 2014. Memorandum of Understanding Between City of Malibu and the Regional Water Quality Control Board, Los Angeles Region and State Water Resources Control Board Regarding Phased Implementation of Basin Plan Amendment Prohibiting On-Site Wastewater Disposal Systems in the Malibu Civic Center Area.

_____. 2015. Waste Discharge Requirements / Water Recycling Requirements for Malibu Civic Center Wastewater Treatment Facility – Phase I & II.

RMC Water. 2015a. Draft Salt Nutrient and Management Plan Malibu Valley Groundwater Basin.

_____. 2015b. Draft Groundwater Management Plan Malibu Valley Groundwater Basin.

Tables

Table 1
Groundwater Elevations

Shallow Groundwater Monitoring Wells				
Well ID	**Date**	**TOC Elevation** (ft)	**Depth to Water** (ft bTOC)	**Groundwater Elevation**
C-1	1/15/2021	11.47	6.16	5.31
C-1	2/22/2021	11.47	7.26	4.21
C-1	3/25/2021	11.47	6.90	4.57
C-1	4/30/2021	11.47	4.67	6.80
C-1	5/17/2021	11.47	4.70	6.77
C-1	6/9/2021	11.47	4.66	6.81
C-1	8/16/2021	11.47	5.76	5.71
C-1	9/15/2021	11.47	5.50	5.97
C-1	10/12/2021	11.47	5.48	5.99
C-1	11/8/2021	11.47	4.62	6.85
C-1	12/30/2021	11.47	Flooded	-
C-2	1/15/2021	11.19	5.88	5.31
C-2	2/22/2021	11.19	7.00	4.19
C-2	3/25/2021	11.19	6.80	4.39
C-2	4/30/2021	11.19	4.46	6.73
C-2	5/17/2021	11.19	4.52	6.67
C-2	6/9/2021	11.19	4.44	6.75
C-2	8/16/2021	11.19	5.52	5.67
C-2	9/15/2021	11.19	5.45	5.74
C-2	10/12/2021	11.19	5.71	5.48
C-2	11/8/2021	11.19	4.43	6.76
C-2	12/30/2021	11.19	Flooded	-
CCPE	1/15/2021	12.94	7.26	5.68
CCPE	2/22/2021	12.94	8.58	4.36
CCPE	3/25/2021	12.94	8.35	4.59
CCPE	4/30/2021	12.94	6.05	6.89
CCPE	5/17/2021	12.94	5.72	7.22
CCPE	6/9/2021	12.94	5.45	7.49
CCPE	8/16/2021	12.94	6.71	6.23
CCPE	9/15/2021	12.94	6.56	6.38
CCPE	10/12/2021	12.94	6.79	6.15
CCPE	11/8/2021	12.94	5.35	7.59
CCPE	12/30/2021	12.94	5.80	7.14
CCPNE	1/15/2021	13.68	7.90	5.78
CCPNE	2/22/2021	13.68	8.93	4.75
CCPNE	3/25/2021	13.68	8.79	4.89
CCPNE	4/30/2021	13.68	6.80	6.88
CCPNE	5/17/2021	13.68	6.50	7.18
CCPNE	6/9/2021	13.68	6.20	7.48
CCPNE	8/16/2021	13.68	7.52	6.16
CCPNE	9/15/2021	13.68	7.25	6.43
CCPNE	10/12/2021	13.68	7.49	6.19
CCPNE	11/8/2021	13.68	6.18	7.50
CCPNE	12/30/2021	13.68	6.52	7.16
CCPSW	1/15/2021	13.67	7.83	5.84
CCPSW	2/22/2021	13.67	8.56	5.11
CCPSW	3/25/2021	13.67	8.45	5.22
CCPSW	4/30/2021	13.67	6.78	6.89
CCPSW	5/17/2021	13.67	6.37	7.30
CCPSW	6/9/2021	13.67	6.13	7.54
CCPSW	8/16/2021	13.67	7.24	6.43

Table 1
Groundwater Elevations

Shallow Groundwater Monitoring Wells				
Well ID	**Date**	**TOC Elevation** (ft)	**Depth to Water** (ft bTOC)	**Groundwater Elevation**
CCPSW	9/15/2021	13.67	6.77	6.90
CCPSW	10/12/2021	13.67	7.32	6.35
CCPSW	11/8/2021	13.67	6.27	7.40
CCPSW	12/30/2021	13.67	7.49	6.18
CCW-4	1/15/2021	15.77	6.49	9.28
CCW-4	2/22/2021	15.77	6.14	9.63
CCW-4	3/25/2021	15.77	6.10	9.67
CCW-4	4/30/2021	15.77	6.53	9.24
CCW-4	5/17/2021	15.77	6.72	9.05
CCW-4	6/9/2021	15.77	7.04	8.73
CCW-4	8/16/2021	15.77	4.18	11.59
CCW-4	9/15/2021	15.77	7.70	8.07
CCW-4	10/12/2021	15.77	7.80	7.97
CCW-4	11/8/2021	15.77	7.75	8.02
CCW-4	12/30/2021	15.77	3.31	12.46
GH6-M1	1/15/2021	-	28.22	-
GH6-M1	2/22/2021	-	28.47	-
GH6-M1	3/25/2021	-	28.62	-
GH6-M1	4/30/2021	-	28.75	-
GH6-M1	5/17/2021	-	28.82	-
GH6-M1	6/9/2021	-	28.92	-
GH6-M1	8/17/2021	-	29.41	-
GH6-M1	9/15/2021	-	29.62	-
GH6-M1	10/12/2021	-	29.75	-
GH6-M1	11/8/2021	-	30.06	-
GH6-M1	12/30/2021	-	30.28	-
GH8-M3	1/15/2021	-	27.70	-
GH8-M3	2/22/2021	-	27.87	-
GH8-M3	3/25/2021	-	28.01	-
GH8-M3	4/30/2021	-	28.10	-
GH8-M3	5/17/2021	-	28.12	-
GH8-M3	6/9/2021	-	28.24	-
GH8-M3	8/17/2021	40.21	28.70	11.51
GH8-M3	9/15/2021	40.21	28.98	11.23
GH8-M3	10/12/2021	40.21	29.21	11.00
GH8-M3	11/8/2021	40.21	29.40	10.81
GH8-M3	12/30/2021	40.21	29.51	10.70
M6-1	1/15/2021	-	6.85	-
M6-1	2/22/2021	-	7.00	-
M6-1	3/25/2021	-	6.95	-
M6-1	4/30/2021	-	6.95	-
M6-1	5/17/2021	-	6.75	-
M6-1	6/9/2021	-	6.83	-
M6-1	8/17/2021	-	7.70	-
M6-1	9/15/2021	-	7.69	-
M6-1	10/12/2021	-	7.89	-
M6-1	11/8/2021	-	7.44	-
M6-1	12/30/2021	-	Flooded	-
M6-2	1/15/2021	-	5.85	-
M6-2	2/22/2021	-	5.52	-
M6-2	3/25/2021	-	5.40	-

Table 1
Groundwater Elevations

Shallow Groundwater Monitoring Wells				
Well ID	**Date**	**TOC Elevation** (ft)	**Depth to Water** (ft bTOC)	**Groundwater Elevation**
M6-2	4/30/2021	-	5.72	-
M6-2	5/17/2021	-	5.94	-
M6-2	6/9/2021	-	6.10	-
M6-2	8/17/2021	-	6.55	-
M6-2	9/15/2021	-	6.60	-
M6-2	10/12/2021	-	6.44	-
M6-2	11/8/2021	-	6.67	-
M6-2	12/30/2021	-	Flooded	-
M7-1	1/15/2021	-	8.38	-
M7-1	2/22/2021	-	12.49	-
M7-1	3/25/2021	-	8.33	-
M7-1	4/30/2021	-	8.53	-
M7-1	5/17/2021	-	8.57	-
M7-1	6/9/2021	-	7.82	-
M7-1	8/17/2021	-	9.44	-
M7-1	9/15/2021	-	9.56	-
M7-1	10/12/2021	-	9.69	-
M7-1	11/8/2021	-	9.62	-
M7-1	12/30/2021	-	7.02	-
M7-2	1/15/2021	-	7.99	-
M7-2	2/22/2021	-	7.67	-
M7-2	3/25/2021	-	7.63	-
M7-2	4/30/2021	-	7.90	-
M7-2	5/17/2021	-	8.18	-
M7-2	6/9/2021	-	8.47	-
M7-2	8/16/2021	-	8.98	-
M7-2	9/15/2021	-	9.20	-
M7-2	10/12/2021	-	9.29	-
M7-2	11/8/2021	-	9.41	-
M7-2	12/30/2021	-	5.25	-
MBCMW-5	1/15/2021	19.40	Dry	-
MBCMW-5	2/22/2021	19.40	Dry	-
MBCMW-5	3/25/2021	19.40	Dry	-
MBCMW-5	4/30/2021	19.40	Dry	-
MBCMW-5	5/17/2021	19.40	Dry	-
MBCMW-5	6/9/2021	19.40	Dry	-
MBCMW-5	8/16/2021	19.40	Dry	-
MBCMW-5	9/15/2021	19.40	Dry	-
MBCMW-5	10/12/2021	19.40	Dry	-
MBCMW-5	11/8/2021	19.40	Dry	-
MBCMW-5	12/30/2021	19.40	Dry	-
MBCMW-7	1/15/2021	16.64	11.29	5.35
MBCMW-7	2/22/2021	16.64	11.88	4.76
MBCMW-7	3/25/2021	16.64	11.95	4.69
MBCMW-7	4/30/2021	16.64	11.30	5.34
MBCMW-7	5/17/2021	16.64	11.38	5.26
MBCMW-7	6/9/2021	16.64	11.46	5.18
MBCMW-7	8/16/2021	16.64	12.43	4.21
MBCMW-7	9/15/2021	16.64	12.40	4.24
MBCMW-7	10/12/2021	16.64	12.58	4.06
MBCMW-7	11/8/2021	16.64	11.35	5.29

Table 1
Groundwater Elevations

Shallow Groundwater Monitoring Wells				
Well ID	**Date**	**TOC Elevation** (ft)	**Depth to Water** (ft bTOC)	**Groundwater Elevation**
MBCMW-7	12/30/2021	16.64	10.37	6.27
MBCMW-8	1/15/2021	16.53	8.59	7.94
MBCMW-8	2/22/2021	16.53	8.17	8.36
MBCMW-8	3/25/2021	16.53	7.90	8.63
MBCMW-8	4/30/2021	16.53	8.70	7.83
MBCMW-8	5/17/2021	16.53	8.92	7.61
MBCMW-8	6/9/2021	16.53	9.27	7.26
MBCMW-8	8/16/2021	16.53	9.52	7.01
MBCMW-8	9/15/2021	16.53	9.58	6.95
MBCMW-8	10/12/2021	16.53	9.84	6.69
MBCMW-8	11/8/2021	16.53	9.47	7.06
MBCMW-8	12/30/2021	16.53	3.42	13.11
MBCMW-9	1/15/2021	17.71	8.26	9.45
MBCMW-9	2/22/2021	17.71	8.03	9.68
MBCMW-9	3/25/2021	17.71	7.99	9.72
MBCMW-9	4/30/2021	17.71	8.34	9.37
MBCMW-9	5/17/2021	17.71	8.58	9.13
MBCMW-9	6/9/2021	17.71	8.86	8.85
MBCMW-9	8/16/2021	17.71	6.02	11.69
MBCMW-9	9/15/2021	17.71	9.18	8.53
MBCMW-9	10/12/2021	17.71	9.15	8.56
MBCMW-9	11/8/2021	17.71	9.15	8.56
MBCMW-9	12/30/2021	17.71	6.10	11.61

Table 1
Groundwater Elevations

Shallow Groundwater Monitoring Wells				
Well ID	**Date**	**TOC Elevation** (ft)	**Depth to Water** (ft bTOC)	**Groundwater Elevation**
MBCMW-10	1/15/2021	17.74	8.61	9.13
MBCMW-10	2/22/2021	17.74	9.44	8.30
MBCMW-10	3/25/2021	17.74	9.62	8.12
MBCMW-10	4/30/2021	17.74	8.73	9.01
MBCMW-10	5/17/2021	17.74	8.69	9.05
MBCMW-10	6/9/2021	17.74	8.56	9.18
MBCMW-10	8/16/2021	17.74	9.87	7.87
MBCMW-10	9/15/2021	17.74	9.80	7.94
MBCMW-10	10/12/2021	17.74	9.98	7.76
MBCMW-10	11/8/2021	17.74	8.60	9.14
MBCMW-10	12/30/2021	17.74	9.51	8.23
MCWP-MW04S	1/15/2021	15.29	7.18	8.11
MCWP-MW04S	2/22/2021	15.29	6.76	8.53
MCWP-MW04S	3/25/2021	15.29	6.40	8.89
MCWP-MW04S	4/30/2021	15.29	6.95	8.34
MCWP-MW04S	5/17/2021	15.29	7.26	8.03
MCWP-MW04S	6/9/2021	15.29	7.57	7.72
MCWP-MW04S	8/16/2021	15.29	7.93	7.36
MCWP-MW04S	9/15/2021	15.29	7.99	7.30
MCWP-MW04S	10/12/2021	15.29	8.15	7.14
MCWP-MW04S	11/8/2021	15.29	8.01	7.28
MCWP-MW04S	12/30/2021	15.29	3.72	11.57
MCWP-MW07S	1/15/2021	13.72	7.74	5.98
MCWP-MW07S	2/22/2021	13.72	6.10	7.62
MCWP-MW07S	3/25/2021	13.72	6.23	7.49
MCWP-MW07S	4/30/2021	13.72	5.88	7.84
MCWP-MW07S	5/17/2021	13.72	5.90	7.82
MCWP-MW07S	6/9/2021	13.72	5.91	7.81
MCWP-MW07S	8/16/2021	13.72	6.49	7.23
MCWP-MW07S	9/15/2021	13.72	6.42	7.30
MCWP-MW07S	10/12/2021	13.72	6.65	7.07
MCWP-MW07S	11/8/2021	13.72	6.44	7.28
MCWP-MW07S	12/30/2021	13.72	Flooded	-
MCWP-MW08	1/15/2021	12.21	8.34	3.87
MCWP-MW08	2/22/2021	12.21	8.99	3.22
MCWP-MW08	3/25/2021	12.21	8.85	3.36
MCWP-MW08	4/30/2021	12.21	7.80	4.41
MCWP-MW08	5/17/2021	12.21	9.63	2.58
MCWP-MW08	6/9/2021	12.21	7.50	4.71
MCWP-MW08	8/16/2021	12.21	8.18	4.03
MCWP-MW08	9/15/2021	12.21	8.60	3.61
MCWP-MW08	10/12/2021	12.21	8.25	3.96
MCWP-MW08	11/8/2021	12.21	7.50	4.71
MCWP-MW08	12/30/2021	12.21	7.81	4.40
MCWP-MW10	1/15/2021	11.11	7.48	3.63
MCWP-MW10	2/22/2021	11.11	8.40	2.71
MCWP-MW10	3/25/2021	11.11	8.17	2.94
MCWP-MW10	4/30/2021	11.11	6.10	5.01
MCWP-MW10	5/17/2021	11.11	5.80	5.31
MCWP-MW10	6/9/2021	11.11	5.54	5.57
MCWP-MW10	8/16/2021	11.11	6.65	4.46

Shallow Groundwater Monitoring Wells				
Well ID	**Date**	**TOC Elevation** (ft)	**Depth to Water** (ft bTOC)	**Groundwater Elevation**
MCWP-MW10	9/15/2021	11.11	6.42	4.69
MCWP-MW10	10/12/2021	11.11	6.65	4.46
MCWP-MW10	11/8/2021	11.11	5.43	5.68
MCWP-MW10	12/30/2021	11.11	7.15	3.96
P-4	1/15/2021	12.16	6.47	5.69
P-4	2/22/2021	12.16	7.65	4.51
P-4	3/25/2021	12.16	7.45	4.71
P-4	4/30/2021	12.16	5.41	6.75
P-4	5/17/2021	12.16	5.02	7.14
P-4	6/9/2021	12.16	4.43	7.73
P-4	8/16/2021	12.16	5.65	6.51
P-4	9/15/2021	12.16	5.40	6.76
P-4	10/12/2021	12.16	5.65	6.51
P-4	11/8/2021	12.16	4.70	7.46
P-4	12/30/2021	12.16	4.85	7.31
P-9	1/15/2021	12.17	6.73	5.44
P-9	2/22/2021	12.17	7.90	4.27
P-9	3/25/2021	12.17	7.70	4.47
P-9	4/30/2021	12.17	5.49	6.68
P-9	5/17/2021	12.17	5.42	6.75
P-9	6/9/2021	12.17	4.75	7.42
P-9	8/16/2021	12.17	6.49	5.68
P-9	9/15/2021	12.17	5.78	6.39
P-9	10/12/2021	12.17	6.05	6.12
P-9	11/8/2021	12.17	4.58	7.59
P-9	12/30/2021	12.17	5.75	6.42
SMBRP-2	1/15/2021	13.13	8.33	4.80
SMBRP-2	2/22/2021	13.13	9.05	4.08
SMBRP-2	3/25/2021	13.13	8.86	4.27
SMBRP-2	4/30/2021	13.13	6.45	6.68
SMBRP-2	5/17/2021	13.13	6.02	7.11
SMBRP-2	6/9/2021	13.13	5.73	7.40
SMBRP-2	8/16/2021	13.13	6.66	6.47
SMBRP-2	9/15/2021	13.13	6.75	6.38
SMBRP-2	10/12/2021	13.13	6.94	6.19
SMBRP-2	11/8/2021	13.13	5.50	7.63
SMBRP-2	12/30/2021	13.13	3.00	10.13
SMBRP-6	1/15/2021	26.88	14.67	12.21
SMBRP-6	2/22/2021	26.88	14.76	12.12
SMBRP-6	3/25/2021	26.88	14.80	12.08
SMBRP-6	4/30/2021	26.88	15.86	11.02
SMBRP-6	5/17/2021	26.88	16.15	10.73
SMBRP-6	6/9/2021	26.88	16.87	10.01
SMBRP-6	8/16/2021	26.88	19.06	7.82
SMBRP-6	9/15/2021	26.88	19.25	7.63
SMBRP-6	10/12/2021	26.88	17.64	9.24
SMBRP-6	11/8/2021	26.88	17.54	9.34
SMBRP-6	12/30/2021	26.88	9.15	17.73
SMBRP-7B	1/15/2021	18.99	11.20	7.79
SMBRP-7B	2/22/2021	18.99	11.38	7.61
SMBRP-7B	3/25/2021	18.99	11.67	7.32

Shallow Groundwater Monitoring Wells				
Well ID	**Date**	**TOC Elevation** (ft)	**Depth to Water** (ft bTOC)	**Groundwater Elevation**
SMBRP-7B	4/30/2021	18.99	12.21	6.78
SMBRP-7B	5/17/2021	18.99	12.54	6.45
SMBRP-7B	6/9/2021	18.99	12.78	6.21
SMBRP-7B	8/16/2021	18.99	13.80	5.19
SMBRP-7B	9/15/2021	18.99	13.90	5.09
SMBRP-7B	10/12/2021	18.99	14.22	4.77
SMBRP-7B	11/8/2021	18.99	13.70	5.29
SMBRP-7B	12/30/2021	18.99	9.92	9.07
SMBRP-8 (EC1-RC-MW01)	1/15/2021	48.69	27.37	21.32
SMBRP-8 (EC1-RC-MW01)	2/22/2021	48.69	26.88	21.81
SMBRP-8 (EC1-RC-MW01)	3/25/2021	48.69	27.47	21.22
SMBRP-8 (EC1-RC-MW01)	4/30/2021	48.69	28.02	20.67
SMBRP-8 (EC1-RC-MW01)	5/17/2021	48.69	28.15	20.54
SMBRP-8 (EC1-RC-MW01)	6/9/2021	48.69	28.22	20.47
SMBRP-8 (EC1-RC-MW01)	8/16/2021	48.69	28.62	20.07
SMBRP-8 (EC1-RC-MW01)	9/15/2021	48.69	28.85	19.84
SMBRP-8 (EC1-RC-MW01)	10/12/2021	48.69	29.45	19.24
SMBRP-8 (EC1-RC-MW01)	11/8/2021	48.69	29.81	18.88
SMBRP-8 (EC1-RC-MW01)	12/30/2021	48.69	No Access	-
SMBRP-9	1/15/2021	50.32	36.89	13.43
SMBRP-9	2/22/2021	50.32	37.08	13.24
SMBRP-9	3/25/2021	50.32	Parked Over	-
SMBRP-9	4/30/2021	50.32	37.37	12.95
SMBRP-9	5/17/2021	50.32	37.50	12.82
SMBRP-9	6/9/2021	50.32	37.62	12.70
SMBRP-9	8/16/2021	50.32	38.08	12.24
SMBRP-9	9/15/2021	50.32	38.44	11.88
SMBRP-9	10/12/2021	50.32	38.69	11.63
SMBRP-9	11/8/2021	50.32	39.02	11.30
SMBRP-9	12/30/2021	50.32	39.42	10.90
SMBRP-10C	1/15/2021	16.25	6.68	9.57
SMBRP-10C	2/22/2021	16.25	6.22	10.03
SMBRP-10C	3/25/2021	16.25	Removed	-
SMBRP-10C	4/30/2021	16.25	Removed	-
SMBRP-10C	5/17/2021	16.25	Removed	-
SMBRP-10C	6/9/2021	16.25	Removed	-
SMBRP-10C	8/16/2021	16.25	Removed	-
SMBRP-10C	9/15/2021	16.25	Removed	-
SMBRP-12	1/15/2021	12.62	7.07	5.55
SMBRP-12	2/22/2021	12.62	7.70	4.92
SMBRP-12	3/25/2021	12.62	7.43	5.19
SMBRP-12	4/30/2021	12.62	7.16	5.46
SMBRP-12	5/17/2021	12.62	7.18	5.44
SMBRP-12	6/9/2021	12.62	6.91	5.71
SMBRP-12	8/16/2021	12.62	7.13	5.49
SMBRP-12	9/15/2021	12.62	5.91	6.71
SMBRP-12	10/12/2021	12.62	6.58	6.04
SMBRP-12	11/8/2021	12.62	6.31	6.31
SMBRP-12	12/30/2021	12.62	5.72	6.90
SMBRP-13	1/15/2021	13.58	7.95	5.63
SMBRP-13	2/22/2021	13.58	8.68	4.90

Table 1
Groundwater Elevations

Shallow Groundwater Monitoring Wells				
Well ID	**Date**	**TOC Elevation** (ft)	**Depth to Water** (ft bTOC)	**Groundwater Elevation**
SMBRP-13	3/25/2021	13.58	8.35	5.23
SMBRP-13	4/30/2021	13.58	8.12	5.46
SMBRP-13	5/17/2021	13.58	8.10	5.48
SMBRP-13	6/9/2021	13.58	8.29	5.29
SMBRP-13	8/16/2021	13.58	8.24	5.34
SMBRP-13	9/15/2021	13.58	7.99	5.59
SMBRP-13	10/12/2021	13.58	8.68	4.90
SMBRP-13	11/8/2021	13.58	7.45	6.13
SMBRP-13	12/30/2021	13.58	Flooded	-
SMBRP-15B	1/15/2021	16.77	Dry	-
SMBRP-15B	2/22/2021	16.77	Dry	-
SMBRP-15B	3/25/2021	16.77	Dry	-
SMBRP-15B	4/30/2021	16.77	Dry	-
SMBRP-15B	5/17/2021	16.77	Dry	-
SMBRP-15B	6/9/2021	16.77	Dry	-
SMBRP-15B	8/16/2021	16.77	Dry	-
SMBRP-15B	9/15/2021	16.77	Dry	-
SMBRP-15B	10/12/2021	16.77	Dry	-
SMBRP-15B	11/8/2021	16.77	Dry	-
SMBRP-15B	12/30/2021	16.77	5.70	11.07
SMBRP-16	1/15/2021	14.50	4.84	9.66
SMBRP-16	2/22/2021	14.50	4.42	10.08
SMBRP-16	3/25/2021	14.50	4.20	10.30
SMBRP-16	4/30/2021	14.50	4.80	9.70
SMBRP-16	5/17/2021	14.50	5.05	9.45
SMBRP-16	6/9/2021	14.50	5.38	9.12
SMBRP-16	8/16/2021	14.50	5.76	8.74
SMBRP-16	9/15/2021	14.50	5.87	8.63
SMBRP-16	10/12/2021	14.50	6.11	8.39
SMBRP-16	11/8/2021	14.50	5.95	8.55
SMBRP-16	12/30/2021	14.50	1.23	13.27

Deep Groundwater Monitoring Wells				
Well ID	**Date**	**TOC Elevation** (ft)	**Depth to Water** (ft bTOC)	**Groundwater Elevation**
MCWP-MW01	1/15/2021	17.90	10.34	7.56
MCWP-MW01	2/22/2021	17.90	11.30	6.60
MCWP-MW01	3/25/2021	17.90	11.50	6.40
MCWP-MW01	4/30/2021	17.90	10.50	7.40
MCWP-MW01	5/17/2021	17.90	10.49	7.41
MCWP-MW01	6/9/2021	17.90	10.31	7.59
MCWP-MW01	8/16/2021	17.90	11.14	6.76
MCWP-MW01	9/15/2021	17.90	11.43	6.47
MCWP-MW01	10/12/2021	17.90	11.32	6.58
MCWP-MW01	11/8/2021	17.90	10.01	7.89
MCWP-MW01	12/30/2021	17.90	9.50	8.40
MCWP-MW02	1/15/2021	18.06	10.51	7.55
MCWP-MW02	2/22/2021	18.06	12.45	5.61
MCWP-MW02	3/25/2021	18.06	12.37	5.69
MCWP-MW02	4/30/2021	18.06	11.20	6.86
MCWP-MW02	5/17/2021	18.06	10.82	7.24
MCWP-MW02	6/9/2021	18.06	10.35	7.71
MCWP-MW02	8/16/2021	18.06	10.97	7.09
MCWP-MW02	9/15/2021	18.06	11.61	6.45
MCWP-MW02	10/12/2021	18.06	11.72	6.34
MCWP-MW02	11/8/2021	18.06	10.91	7.15
MCWP-MW02	12/30/2021	18.06	11.80	6.26
MCWP-MW03	1/15/2021	15.31	8.03	7.28
MCWP-MW03	2/22/2021	15.31	8.68	6.63
MCWP-MW03	3/25/2021	15.31	Parked Over	-
MCWP-MW03	4/30/2021	15.31	8.50	6.81
MCWP-MW03	5/17/2021	15.31	8.60	6.71
MCWP-MW03	6/9/2021	15.31	7.86	7.45
MCWP-MW03	8/16/2021	15.31	8.38	6.93
MCWP-MW03	9/15/2021	15.31	9.00	6.31
MCWP-MW03	10/12/2021	15.31	8.50	6.81
MCWP-MW03	11/8/2021	15.31	7.50	7.81
MCWP-MW03	12/30/2021	15.31	Flooded	-
MCWP-MW04D	1/15/2021	15.43	9.50	5.93
MCWP-MW04D	2/22/2021	15.43	10.46	4.97
MCWP-MW04D	3/25/2021	15.43	10.67	4.76
MCWP-MW04D	4/30/2021	15.43	9.70	5.73
MCWP-MW04D	5/17/2021	15.43	9.60	5.83
MCWP-MW04D	6/9/2021	15.43	9.47	5.96
MCWP-MW04D	8/16/2021	15.43	10.55	4.88
MCWP-MW04D	9/15/2021	15.43	10.62	4.81
MCWP-MW04D	10/12/2021	15.43	10.49	4.94
MCWP-MW04D	11/8/2021	15.43	9.21	6.22
MCWP-MW04D	12/30/2021	15.43	8.71	6.72
MCWP-MW05	1/15/2021	13.92	7.65	6.27
MCWP-MW05	2/22/2021	13.92	8.60	5.32
MCWP-MW05	3/25/2021	13.92	8.65	5.27
MCWP-MW05	4/30/2021	13.92	7.87	6.05
MCWP-MW05	5/17/2021	13.92	7.83	6.09
MCWP-MW05	6/9/2021	13.92	7.62	6.30

Table 1
Groundwater Elevations

Deep Groundwater Monitoring Wells				
Well ID	**Date**	**TOC Elevation** (ft)	**Depth to Water** (ft bTOC)	**Groundwater Elevation**
MCWP-MW05	8/16/2021	13.92	8.99	4.93
MCWP-MW05	9/15/2021	13.92	8.90	5.02
MCWP-MW05	10/12/2021	13.92	9.11	4.81
MCWP-MW05	11/8/2021	13.92	7.72	6.20
MCWP-MW05	12/30/2021	13.92	6.38	7.54
MCWP-MW06	1/15/2021	16.05	10.04	6.01
MCWP-MW06	2/22/2021	16.05	10.72	5.33
MCWP-MW06	3/25/2021	16.05	10.83	5.22
MCWP-MW06	4/30/2021	16.05	10.11	5.94
MCWP-MW06	5/17/2021	16.05	9.97	6.08
MCWP-MW06	6/9/2021	16.05	9.90	6.15
MCWP-MW06	8/16/2021	16.05	11.10	4.95
MCWP-MW06	9/15/2021	16.05	11.11	4.94
MCWP-MW06	10/12/2021	16.05	11.22	4.83
MCWP-MW06	11/8/2021	16.05	9.92	6.13
MCWP-MW06	12/30/2021	16.05	8.65	7.40
MCWP-MW07D	1/15/2021	13.21	7.85	5.36
MCWP-MW07D	2/22/2021	13.21	8.52	4.69
MCWP-MW07D	3/25/2021	13.21	8.81	4.40
MCWP-MW07D	4/30/2021	13.21	8.33	4.88
MCWP-MW07D	5/17/2021	13.21	8.44	4.77
MCWP-MW07D	6/9/2021	13.21	7.72	5.49
MCWP-MW07D	8/16/2021	13.21	8.23	4.98
MCWP-MW07D	9/15/2021	13.21	8.85	4.36
MCWP-MW07D	10/12/2021	13.21	8.36	4.85
MCWP-MW07D	11/8/2021	13.21	7.34	5.87
MCWP-MW07D	12/30/2021	13.21	Flooded	-
MCWP-MW09	1/15/2021	16.30	6.06	10.24
MCWP-MW09	2/22/2021	16.30	6.80	9.50
MCWP-MW09	3/25/2021	16.30	6.75	9.55
MCWP-MW09	4/30/2021	16.30	6.40	9.90
MCWP-MW09	5/17/2021	16.30	6.23	10.07
MCWP-MW09	6/9/2021	16.30	5.91	10.39
MCWP-MW09	8/16/2021	16.30	5.79	10.51
MCWP-MW09	9/15/2021	16.30	6.70	9.60
MCWP-MW09	10/12/2021	16.30	6.64	9.66
MCWP-MW09	11/8/2021	16.30	5.50	10.80
MCWP-MW09	12/30/2021	16.30	5.87	10.43

Table 1
Groundwater Elevations

Winter Canyon Groundwater Monitoring Wells				
Well ID	**Date**	**TOC Elevation** (ft)	**Depth to Water** (ft bTOC)	**Groundwater Elevation**
LAMW-5S	1/15/2021	104.55	56.96	47.59
LAMW-5S	2/22/2021	104.55	57.36	47.19
LAMW-5S	3/25/2021	104.55	57.78	46.77
LAMW-5S	4/30/2021	104.55	58.10	46.45
LAMW-5S	5/17/2021	104.55	58.27	46.28
LAMW-5S	6/9/2021	104.55	58.80	45.75
LAMW-5S	8/17/2021	104.55	59.82	44.73
LAMW-5S	9/15/2021	104.55	58.95	45.60
LAMW-5S	10/12/2021	104.55	59.43	45.12
LAMW-5S	11/8/2021	104.55	59.56	44.99
LAMW-5S	12/30/2021	104.55	58.04	46.51
SMBRP-11	1/15/2021	18.35	8.37	9.98
SMBRP-11	2/22/2021	18.35	8.91	9.44
SMBRP-11	3/25/2021	18.35	8.97	9.38
SMBRP-11	4/30/2021	18.35	8.40	9.95
SMBRP-11	5/17/2021	18.35	8.35	10.00
SMBRP-11	6/9/2021	18.35	8.41	9.94
SMBRP-11	8/17/2021	18.35	9.70	8.65
SMBRP-11	9/15/2021	18.35	8.98	9.37
SMBRP-11	10/12/2021	18.35	9.29	9.06
SMBRP-11	11/8/2021	18.35	8.99	9.36
SMBRP-11	12/30/2021	18.35	8.58	9.77

Notes:

Elevations measured in feet above mean sea level

Two shallow wells have been removed from the original monitoring network; GH9-M4 has been buried as of the September 2018 monitoring event, MBCMW-6 was removed following grading activities in 2019, and SMBRP-10C was removed during the development of a sidewalk in March 2021

-: No data available

ft bTOC: Feet below top of well casing

TOC: Top of well casing

Table 2
Groundwater and Surface Water Analytical Matrix

Groundwater	Long-Term, SNMP, MOU (Tasks II, III, IV)									SNMP, MOU (Tasks III, IV)					SNMP (Task III)	
	Shallow Zone				Deep Zone			Winter Canyon		Shallow Zone					Deep Zone	
Laboratory Analysis[1]	*SMBRP-9*	*SMBRP-12*	*MCWP-MW04S*	*MCWP-MW07S*	*MCWP-MW04D*	*MCWP-MW07D*	*MCWP-MW09*	*SMBRP-11*[2]	*LAMW-5S*	*CCPE*	*SMBRP-7B*	*SMBRP-13*	*MBCMW-9*[3]	*MCWP-MW10*	*MCWP-MW05*	*MCWP-MW06*
General Chemistry (Long-Term sampled quarterly, SNMP and MOU sampled semi-annually)																
General Chemistry (pH, Total Dissolved Solids, Sulfate, Chloride, Boron, Methylene Blue Active Substances [MBAS]/Foaming Agents)	✓	✓	✓	✓	✓	✓	✓	✓	✓	✓ (TDS only)	-	-	-	✓ (TDS only)	✓ (TDS only)	✓ (TDS only)
Biological Oxygen Demand (BOD)	✓	✓	✓	✓	✓	✓	✓	✓	✓	-	-	-	-	-	-	-
Turbidity (includes color and odor)	✓	✓	✓	✓	✓	✓	✓	✓	✓	-	-	-	-	-	-	-
Total and Fecal Coliform	✓	✓	✓	✓	✓	✓	✓	✓	✓	✓	✓	✓	-	✓	-	-
Total Suspended Solids	✓	✓	✓	✓	✓	✓	✓	✓	✓	-	-	-	-	-	-	-
Residual Chlorine	✓	✓	✓	✓	✓	✓	✓	✓	✓	-	-	-	-	-	-	-
Total Organic Carbon	✓	✓	✓	✓	✓	✓	✓	✓	✓	-	-	-	-	-	-	-
Oil and Grease	✓	✓	✓	✓	✓	✓	✓	✓	✓	-	-	-	-	-	-	-
Nitrate as Nitrogen	✓	✓	✓	✓	✓	✓	✓	✓	✓	✓	✓	✓	-	✓	✓	✓
Nitrite as Nitrogen	✓	✓	✓	✓	✓	✓	✓	✓	✓	✓	✓	✓	-	✓	-	-
Nitrate and Nitrite as Nitrogen (calculation)	✓	✓	✓	✓	✓	✓	✓	✓	✓	-	-	-	-	-	-	-
Ammonia Nitrogen	✓	✓	✓	✓	✓	✓	✓	✓	✓	✓	✓	✓	-	✓	-	-
Kjeldahl Nitrogen	✓	✓	✓	✓	✓	✓	✓	✓	✓	✓	✓	✓	-	✓	-	-
Organic Nitrogen (calculation)	✓	✓	✓	✓	✓	✓	✓	✓	✓	✓	✓	✓	-	✓	-	-
Total Nitrogen (includes TKN)	✓	✓	✓	✓	✓	✓	✓	✓	✓	-	-	-	-	-	-	-
Total Phosphorous	✓	✓	✓	✓	✓	✓	✓	✓	✓	✓	✓	✓	-	✓	-	-
Constituents listed in Attachments A1 to A5 of MRP CI 10042 (Long-Term sampled annually)																
Metals (aluminum, antimony, arsenic, barium, beryllium, cadmium, chromium, mercury, nickel, selenium, thallium)	✓	✓	✓	✓	✓	✓	✓	✓	✓	-	-	-	-	-	-	-
Asbestos	✓	✓	✓	✓	✓	✓	✓	✓	✓	-	-	-	-	-	-	-
Cyanide	✓	✓	✓	✓	✓	✓	✓	✓	✓	-	-	-	-	-	-	-
Perchlorate	✓	✓	✓	✓	✓	✓	✓	✓	✓	-	-	-	-	-	-	-
Fluoride	✓	✓	✓	✓	✓	✓	✓	✓	✓	-	-	-	-	-	-	-
Combined Radium-226 and Radium-228	✓	✓	✓	✓	✓	✓	✓	✓	✓	-	-	-	-	-	-	-
Gross Alpha and Beta Particle Activity	✓	✓	✓	✓	✓	✓	✓	✓	✓	-	-	-	-	-	-	-
Tritium	✓	✓	✓	✓	✓	✓	✓	✓	✓	-	-	-	-	-	-	-
Strontium-90	✓	✓	✓	✓	✓	✓	✓	✓	✓	-	-	-	-	-	-	-
Uranium	✓	✓	✓	✓	✓	✓	✓	✓	✓	-	-	-	-	-	-	-
Volatile Organic Compounds (EPA Method 524.2)	✓	✓	✓	✓	✓	✓	✓	✓	✓	-	-	-	-	-	-	-
1,2-Dibromo-3-chloropropane (DBCP), Ethylene Dibromide (EDB) (EPA Method 504.1)	✓	✓	✓	✓	✓	✓	✓	✓	✓	-	-	-	-	-	-	-

Table 2
Groundwater and Surface Water Analytical Matrix

Groundwater	Long-Term, SNMP, MOU (Tasks II, III, IV)									SNMP, MOU (Tasks III, IV)					SNMP (Task III)	
	Shallow Zone				Deep Zone			Winter Canyon		Shallow Zone					Deep Zone	
Laboratory Analysis[1]	*SMBRP-9*	*SMBRP-12*	*MCWP-MW04S*	*MCWP-MW07S*	*MCWP-MW04D*	*MCWP-MW07D*	*MCWP-MW09*	*SMBRP-11*[2]	*LAMW-5S*	*CCPE*	*SMBRP-7B*	*SMBRP-13*	*MBCMW-9*[3]	*MCWP-MW10*	*MCWP-MW05*	*MCWP-MW06*
Constituents listed in Attachments A1 to A5 of MRP CI 10042 (Long-Term sampled annually)																
Chlordane, Endrin, Heptachlor, Heptachlor Epoxide, Hexachlorobenzene, Hexachloro-cyclopentadiene, Lindane, Methoxychlor, Polychlorinated Biphenyls, Toxaphene (EPA Method 505)	✓	✓	✓	✓	✓	✓	✓	✓	✓	-	-	-	-	-	-	-
Alachlor, Atrazine, Simazine (EPA Method 507)	✓	✓	✓	✓	✓	✓	✓	✓	✓	-	-	-	-	-	-	-
Bentazon, 2,4-D, Dalapon, Dinoseb, Pentachlorophenol, Picloram, 2,4,5-TP (Silvex) (EPA Method 515.3)	✓	✓	✓	✓	✓	✓	✓	✓	✓	-	-	-	-	-	-	-
Benzo(a)pyrene, Di(2-ethylhexyl)adipate, Di(2-ethylhexyl)phthalate, Molinate, Thiobencarb (EPA Method 525.2)	✓	✓	✓	✓	✓	✓	✓	✓	✓	-	-	-	-	-	-	-
Carbofuran, Oxamyl (EPA Method 531.1)	✓	✓	✓	✓	✓	✓	✓	✓	✓	-	-	-	-	-	-	-
Glyphosate (EPA Method 547)	✓	✓	✓	✓	✓	✓	✓	✓	✓	-	-	-	-	-	-	-
Endothall (EPA Method 548.1)	✓	✓	✓	✓	✓	✓	✓	✓	✓	-	-	-	-	-	-	-
Diquat (EPA Method 549.2)	✓	✓	✓	✓	✓	✓	✓	✓	✓	-	-	-	-	-	-	-
2,3,7,8-TCDD (Dioxin) (EPA Method 1613)	✓	✓	✓	✓	✓	✓	✓	✓	✓	-	-	-	-	-	-	-
Trihalomethanes	✓	✓	✓	✓	✓	✓	✓	✓	✓	-	-	-	-	-	-	-
Haloacetic Acids	✓	✓	✓	✓	✓	✓	✓	✓	✓	-	-	-	-	-	-	-
Bromate	✓	✓	✓	✓	✓	✓	✓	✓	✓	-	-	-	-	-	-	-
Chlorite	✓	✓	✓	✓	✓	✓	✓	✓	✓	-	-	-	-	-	-	-
Metals (aluminum, copper, iron, manganese, silver, zinc) (included in metals above)	✓	✓	✓	✓	✓	✓	✓	✓	✓	-	-	-	-	-	-	-
Color and Odor (included in turbidity above)	✓	✓	✓	✓	✓	✓	✓	✓	✓	-	-	-	-	-	-	-
Foam agents (MBAS) (included above)	✓	✓	✓	✓	✓	✓	✓	✓	✓	-	-	-	-	-	-	-
Methyl-tert-butyl ether (MTBE) (included in VOCs above)	✓	✓	✓	✓	✓	✓	✓	✓	✓	-	-	-	-	-	-	-
Thiobencarb (included in EPA Method 525.2 above)	✓	✓	✓	✓	✓	✓	✓	✓	✓	-	-	-	-	-	-	-
Constituents of Emerging Concern in Attachment C of MRP CI 10042 (Long-Term sampled annually)																
17β-Estradiol	✓	✓	✓	✓	✓	✓	✓	✓	✓	-	-	-	-	-	-	-
Caffeine	✓	✓	✓	✓	✓	✓	✓	✓	✓	-	-	-	-	-	-	-
n-Nitrosodimethylamine (NDMA)	✓	✓	✓	✓	✓	✓	✓	✓	✓	-	-	-	-	-	-	-
Triclosan	✓	✓	✓	✓	✓	✓	✓	✓	✓	-	-	-	-	-	-	-
n,n-Diethyl-meta-toluamide (DEET)	✓	✓	✓	✓	✓	✓	✓	✓	✓	-	-	-	-	-	-	-
Sucralose	✓	✓	✓	✓	✓	✓	✓	✓	✓	-	-	-	-	-	-	-

Table 2
Groundwater and Surface Water Analytical Matrix

Groundwater	Long-Term, SNMP, MOU (Tasks II, III, IV)									SNMP, MOU (Tasks III, IV)					SNMP (Task III)	
	Shallow Zone				Deep Zone			Winter Canyon		Shallow Zone					Deep Zone	
Laboratory Analysis[1]	*SMBRP-9*	*SMBRP-12*	*MCWP-MW04S*	*MCWP-MW07S*	*MCWP-MW04D*	*MCWP-MW07D*	*MCWP-MW09*	*SMBRP-11*[2]	*LAMW-5S*	*CCPE*	*SMBRP-7B*	*SMBRP-13*	*MBCMW-9*[3]	*MCWP-MW10*	*MCWP-MW05*	*MCWP-MW06*
Priority Pollutants listed in Attachment D of MRP CI 10042 (Long-Term sampled annually)																
Metals (antimony, arsenic, barium, beryllium, cadmium, chromium (III), copper, lead, mercury, nickel, selenium, silver, thallium, zinc) (included above)	✓	✓	✓	✓	✓	✓	✓	✓	✓	-	-	-	-	-	-	-
Chromium VI	✓	✓	✓	✓	✓	✓	✓	✓	✓	-	-	-	-	-	-	-
Cyanide (included above)	✓	✓	✓	✓	✓	✓	✓	✓	✓	-	-	-	-	-	-	-
Asbestos (included above)	✓	✓	✓	✓	✓	✓	✓	✓	✓	-	-	-	-	-	-	-
2,3,7,8-TCDD (included above)	✓	✓	✓	✓	✓	✓	✓	✓	✓	-	-	-	-	-	-	-
Volatile Organic Compounds (EPA Method 624)	✓	✓	✓	✓	✓	✓	✓	✓	✓	-	-	-	-	-	-	-
Semivolatile Organic Compounds (EPA Method 625)	✓	✓	✓	✓	✓	✓	✓	✓	✓	-	-	-	-	-	-	-
Pesticides (EPA Method 625)	✓	✓	✓	✓	✓	✓	✓	✓	✓	-	-	-	-	-	-	-
Polychlorinated Biphenyls (included above)	✓	✓	✓	✓	✓	✓	✓	✓	✓	-	-	-	-	-	-	-

Surface Water	Long-Term (Task II)									
	Near Shore Ocean				Malibu Lagoon and Creek					
Laboratory Analysis (quarterly)	*N-001*	*N-002*	*N-003*	*N-004*	*L-001*	*L-002*	*L-003*	*L-004*	*L-005*	*L-006*
Total and Fecal Coliform	✓	✓	✓	✓	✓	✓	✓	✓	✓	✓
Nitrate as Nitrogen	✓	✓	✓	✓	✓	✓	✓	✓	✓	✓
Nitrite as Nitrogen	✓	✓	✓	✓	✓	✓	✓	✓	✓	✓
Ammonia Nitrogen	✓	✓	✓	✓	✓	✓	✓	✓	✓	✓
Organic Nitrogen	✓	✓	✓	✓	✓	✓	✓	✓	✓	✓
Kjeldahl Nitrogen	✓	✓	✓	✓	✓	✓	✓	✓	✓	✓
Total Phosphorous	✓	✓	✓	✓	✓	✓	✓	✓	✓	✓

Notes:

Task II: Long-Term Monitoring of Groundwater and Surface Water Quality Monitoring of the Civic Center Area
Task III: Salt and Nutrient Management Plan (SNMP) Monitoring Program
Task IV: Memorandum of Understanding (MOU) Compliance Monitoring

[1]: Depending on quarterly flows of recycled water from the CCWTF to the percolation ponds, the number of Long-Term Groundwater Monitoring samples collected for a given quarter may be reduced from nine (9) to seven (7) groundwater monitoring wells. This reduced number of groundwater monitoring wells is allowed when no more than 10 percent greater than the permitted flows are discharged to the percolation ponds, per page 12 and 13 of the Monitoring and Reporting Program (MRP) No. CI 10042

[2]: TY-MW-1 was replaced by SMBRP-11 per LARWQCB correspondence with City of Malibu dated May 18, 2018

[3]: A sample was not collected from MBWMW-9 due to an insufficient recovery of water from the well during the purging process

✓: Laboratory analysis completed

- : Sampling & analysis not required

Table 3
Surface Water Analytical Results

Location	Monitoring Depth	Sample ID	Sample Date	**Coliform Bacteria Analysis** (MPN/100 mL)		**Inorganic Analysis** (mg/L)					
				Total	Fecal	Nitrate Nitrogen	Nitrite Nitrogen	Organic Nitrogen	Ammonia Nitrogen	Kjeldahl Nitrogen	Total Phosphorous
Near Shore	Ankle Depth	N-001	2/26/2021	= **340**	< 1.0	< 0.10	< 5.0	-	< 0.10	< 0.40	= **0.81**
Near Shore	Ankle Depth	N-001	5/18/2021	= **350**	< 1.0	< 0.10	< 5.0	= **0.045**	= **0.018 J**	= **0.063 J**	= **0.47**
Near Shore	Ankle Depth	N-001	8/18/2021	= **2,000**	< 1.0	< 0.10	< 5.0	= **1.1**	< 0.1	= **1.1**	= **0.28**
Near Shore	Ankle Depth	N-001	11/11/2021	= **150**	= **1.0**	< 2.0	< 2.0	= **0.49**	< 0.10	= **0.49**	= **0.29**
Near Shore	Ankle Depth	N-002	2/26/2021	= **72**	< 1.0	< 0.10	< 5.0	= **0.096**	< 0.10	= **0.096 J**	= **0.66**
Near Shore	Ankle Depth	N-002	5/18/2021	= **360**	< 1.0	< 0.10	< 5.0	= **0.13**	< 0.10	= **0.13 J**	= **0.73**
Near Shore	Ankle Depth	N-002	8/18/2021	> **2,400**	< 1.0	< 0.10	< 5.0	= **0.45**	< 0.10	= **0.45**	= **0.031**
Near Shore	Ankle Depth	N-002	11/11/2021	= **390**	< 1.0	< 2.0	< 2.0	= **0.45**	< 0.10	= **0.45**	= **0.068**
Near Shore	Ankle Depth	N-003	2/26/2021	= **180**	< 1.0	< 0.10	< 5.0	= **0.53**	< 0.10	= **0.53**	= **0.077**
Near Shore	Ankle Depth	N-003	5/18/2021	= **1,400**	< 1.0	< 0.10	< 5.0	= **0.020**	= **0.034 J**	= **0.054 J**	= **0.82**
Near Shore	Ankle Depth	N-003	8/18/2021	= **610**	< 1.0	< 0.10	< 5.0	= **0.40**	< 0.10	= **0.40**	= **0.019 J**
Near Shore	Ankle Depth	N-003	11/11/2021	> **2,400**	< 1.0	< 2.0	< 2.0	= **0.32**	= **0.24**	= **0.56**	= **0.28**
Near Shore	Ankle Depth	N-004	2/26/2021	= **160**	< 1.0	< 0.10	< 5.0	= **0.41**	< 0.10	= **0.41**	= **0.27**
Near Shore	Ankle Depth	N-004	5/18/2021	= **2,400**	= **1.0**	< 0.10	< 5.0	-	< 0.10	< 0.40	= **0.63**
Near Shore	Ankle Depth	N-004	8/18/2021	> **2,400**	< 1.0	< 0.10	< 5.0	= **0.39**	< 0.10	= **0.39 J**	= **0.043**
Near Shore	Ankle Depth	N-004	11/11/2021	= **340**	< 1.0	< 2.0	< 2.0	= **0.39**	= **0.018 J**	= **0.41**	= **0.069**
Malibu Lagoon and Creek	1 foot BSW	L-001	2/26/2021	> **2,400**	= **57**	= **2.0**	< 1.0	= **0.75**	< 0.10	= **0.75**	= **0.67**
Malibu Lagoon and Creek	1 foot BSW	L-001	5/18/2021	> **2,400**	= **280**	= **0.25**	< 5.0	= **0.26**	= **0.038 J**	= **0.30 J**	= **0.26**
Malibu Lagoon and Creek	1 foot BSW	L-001	8/18/2021	> **2,400**	> **2,400**	< 0.10	< 2.0	= **2.3**	= **0.18**	= **2.5**	= **0.25**
Malibu Lagoon and Creek	1 foot BSW	L-001	11/11/2021	> **2,400**	= **210**	< 1.0	< 1.0	= **0.51**	< 0.10	= **0.51**	= **0.095**
Malibu Lagoon and Creek	1 foot BSW	L-002	2/26/2021	> **2,400**	= **34**	= **1.8**	< 2.0	= **0.31**	< 0.10	= **0.31 J**	= **0.60**
Malibu Lagoon and Creek	1 foot BSW	L-002	5/18/2021	> **4,800**	= **32**	= **0.40**	< 5.0	= **0.36**	= **0.040 J**	= **0.40**	= **0.28**
Malibu Lagoon and Creek	1 foot BSW	L-002	8/18/2021	> **2,400**	= **2,400**	= **0.28**	< 2.0	= **0.57**	= **0.10**	= **0.67**	= **0.065**
Malibu Lagoon and Creek	1 foot BSW	L-002	11/11/2021	> **2,400**	= **200**	< 1.0	< 1.0	= **0.64**	< 0.10	= **0.64**	= **0.070**
Malibu Lagoon and Creek	1 foot BSW	L-003	2/26/2021	> **2,400**	= **18**	= **1.6**	< 2.0	= **0.44**	< 0.10	= **0.44**	= **0.49**
Malibu Lagoon and Creek	1 foot BSW	L-003	5/18/2021	> **2,400**	= **9.7**	< 0.10	< 5.0	= **0.88**	= **0.033 J**	= **0.91**	= **0.19**
Malibu Lagoon and Creek	1 foot BSW	L-003	8/18/2021	> **2,400**	> **2,400**	< 0.10	< 2.0	= **0.62**	= **0.076 J**	= **0.70**	= **0.033**
Malibu Lagoon and Creek	1 foot BSW	L-003	11/11/2021	> **2,400**	> **160**	< 1.0	< 1.0	= **0.65**	< 0.10	= **0.65**	= **0.043**
Malibu Lagoon and Creek	1 foot BSW	L-004	2/26/2021	> **2,400**	= **17**	= **1.5**	< 5.0	= **0.55**	< 0.10	= **0.55**	= **0.50**
Malibu Lagoon and Creek	1 foot BSW	L-004	5/18/2021	= **870**	= **5.2**	< 0.10	< 5.0	= **0.60**	< 0.10	= **0.60**	= **0.057**
Malibu Lagoon and Creek	1 foot BSW	L-004	8/18/2021	> **2,400**	> **2,400**	< 0.10	< 2.0	= **0.85**	= **0.085 J**	= **0.93**	= **0.047**
Malibu Lagoon and Creek	1 foot BSW	L-004	11/11/2021	> **2,400**	= **1,000**	< 1.0	< 1.0	= **0.88**	= **0.12**	= **1.0**	= **0.12**
Malibu Lagoon and Creek	1 foot BSW	L-005	2/26/2021	> **2,400**	= **23**	= **0.28**	< 5.0	= **0.39**	< 0.10	= **0.39 J**	= **0.22**
Malibu Lagoon and Creek	1 foot BSW	L-005	5/18/2021	> **2,400**	= **110**	< 1.0	< 5.0	= **0.45**	< 0.10	= **0.45**	= **0.33**
Malibu Lagoon and Creek	1 foot BSW	L-005	8/18/2021	> **2,400**	> **2,400**	< 0.10	< 2.0	= **0.96**	= **0.14**	= **1.1**	< 0.020
Malibu Lagoon and Creek	1 foot BSW	L-005	11/11/2021	> **2,400**	= **150**	< 1.0	< 1.0	= **0.70**	= **0.12**	= **0.82**	= **0.044**

Table 3
Surface Water Analytical Results

Location	Monitoring Depth	Sample ID	Sample Date	Coliform Bacteria Analysis (MPN/100 mL)		Inorganic Analysis (mg/L)					
				Total	Fecal	Nitrate Nitrogen	Nitrite Nitrogen	Organic Nitrogen	Ammonia Nitrogen	Kjeldahl Nitrogen	Total Phosphorous
Malibu Lagoon and Creek	1 foot BSW	L-006	2/26/2021	> **2,400**	= **390**	< 0.10	< 5.0	= **2.6**	< 0.10	= **2.6**	= **0.26**
Malibu Lagoon and Creek	1 foot BSW	L-006	5/18/2021	= **1,100**	= **13**	< 0.10	< 5.0	= **0.96**	= **0.024 J**	= **0.98**	= **0.34**
Malibu Lagoon and Creek	1 foot BSW	L-006	8/18/2021	> **2,400**	> **2,400**	< 0.10	< 2.0	= **0.65**	= **0.11**	= **0.76**	= **0.029**
Malibu Lagoon and Creek	1 foot BSW	L-006	11/11/2021	> **2,400**	= **99**	< 1.0	< 1.0	= **0.61**	= **0.086 J**	= **0.70**	= **0.055**

Notes:

bold: Constituent detected above Reporting Detection Limit (RDL)

=: Constituent detected at reported concentration

<: Constituent not detected above the RDL

>: Constituent detected above the laboratory upper detection limit

BSW: Below surface of water

J: Estimated value; the consituent was detected above the method detection limit, but below the RDL

mg/L: Milligrams per liter

MPN/100 mL: Most Probable Number per 100 milliliters

Table 4
Groundwater Analytical Results

Well ID	Well Depth (feet bgs)	Sample Date	Coliform Bacteria (MPN/100 mL)		Inorganic Analyses (mg/L)										
			Total	Fecal	Nitrate Nitrogen	Nitrite Nitrogen	Organic Nitrogen	Ammonia Nitrogen	Total Kjeldahl Nitrogen	Total Nitrogen	Total Phosphorous	Boron	Sulfate	Total Dissolved Solids	Chloride
LAMW-5S	73	2/23/2021	= **74**	= **2.0**	= **4.4**	< 0.10	= **0.70**	= **2.0**	= **2.7**	= **7.1**	= **2.3**	-	-	= **-**	-
LAMW-5S	73	8/17/2021	= **1,400**	= **3.1**	= **14**	< 0.10	= **0.40**	= **0.38**	= **0.78 J**	-	= **7.9**	-	-	= **940**	-
SMBRP-7B	25	2/23/2021	= **61**	= **3.0**	= **0.92**	< 0.10	= **0.69**	< 0.10	= **0.69**	= **1.6**	= **0.022**	-	-	= **-**	-
SMBRP-7B	25	8/17/2021	= **13**	= **3.1**	= **0.19**	< 0.10	= **0.22**	< 0.10	= **0.22**	-	= **0.28**	-	-	= **2,500**	-
SMBRP-9	45	2/24/2021	= **27**	< 1.0	= **5.7**	< 0.10	= **0.27**	< 0.10	= **0.27 J**	= **6.0**	= **0.075**	= **0.62**	= **200**	= **1,200**	= **140**
SMBRP-9	45	5/19/2021	= **1,600**	< 1.0	= **3.6**	< 0.10	-	< 0.10	< 0.40	= **3.6**	= **0.043**	= **0.61**	= **160**	= **1,200**	= **120**
SMBRP-9	45	8/18/2021	= **2,000**	= **7.5**	= **4.4**	< 0.10	-	< 0.10	= **0.39 J**	-	= **0.25**	= **0.55**	= **190**	= **1,200**	= **130**
SMBRP-9	45	11/11/2021	< 1.0	< 1.0	< 1.0	< 0.10	= **0.30**	= **2.9**	= **3.2**	= **3.2**	= **0.16**	= **0.97**	= **690**	= **3,400**	= **1500**
SMBRP-11	20	2/23/2021	= **65**	= **4.1**	= **2.1**	= **0.13**	= **0.73**	= **0.97**	= **1.7**	= **3.9**	= **0.028**	**-**	-	= **-**	**-**
SMBRP-11	20	8/19/2021	= **9.8**	< 1.0	= **1.7**	< 0.10	= **0.40**	= **0.90**	= **1.3**	**-**	= **0.047**	**-**	-	= **1,600**	**-**
SMBRP-12	25	2/23/2021	= **980**	= **1.0**	= **0.050 J**	< 0.10	= **1.0**	= **5.5**	= **6.5**	= **6.6**	= **0.32**	= **0.64**	= **320**	= **1,800**	= **310**
SMBRP-12	25	5/18/2021	= **170**	< 1.0	= **0.42**	< 0.10	= **0.70**	= **4.8**	= **5.5**	= **5.9**	= **1.0**	= **0.66**	= **320**	= **1,700**	= **300**
SMBRP-12	25	8/18/2021	= **220**	< 1.0	< 0.10	< 0.10	-	= **5.3**	= **7.6**	-	= **0.26**	= **0.85**	= **480**	= **2,600**	= **930**
SMBRP-12	25	11/11/2021	= **920**	= **200**	= **0.13**	< 0.10	= **0.60**	= **4.7**	= **5.3**	= **5.4**	= **0.74**	= **0.87**	= **430**	= **3,100**	= **870**
SMBRP-13	19	2/23/2021	= **520**	= **11**	= **0.46**	< 0.10	= **0.74**	< 0.10	= **0.74**	= **1.2**	= **0.39**	-	-	= **-**	-
SMBRP-13	19	8/18/2021	= **2.0**	= **3.1**	< 0.10	< 0.10	= **0.28**	= **0.13**	= **0.34**	-	= **0.21**	-	-	= **2,200**	-
MBCMW-9	9.0	2/23/2021	= **53**	= **140**	< 0.10	< 0.10	= **1.6**	< 0.10	= **1.6**	= **1.6**	= **0.019 J**	-	-	= **-**	-
MCWP-MW04S	20	2/23/2021	= **170**	= **3.1**	= **1.6**	< 0.10	= **1.1**	< 0.10	= **1.1**	= **2.7**	= **0.37**	= **1.6**	= **2,500**	= **4,900**	= **510**
MCWP-MW04S	20	5/18/2021	= **610**	< 1.0	= **1.2**	< 0.10	= **0.56**	< 0.10	= **0.56**	= **1.8**	= **0.35**	= **1.9**	= **2,700**	= **4,800**	= **540**
MCWP-MW04S	20	8/17/2021	= **440**	= **2.0**	= **0.55**	< 0.10	**-**	= **0.063**	= **1.2**	-	= **0.58**	= **2.1**	= **1,700**	= **5,800**	= **530**
MCWP-MW04S	20	11/10/2021	> **2,400**	= **2.0**	= **0.90**	< 0.10	**0.71**	= **0.13**	= **0.84**	= **1.7**	= **0.56**	= **2.3**	= **3,100**	= **5,200**	= **590**
MCWP-MW04D	145	2/24/2021	= **2,400**	< 1.0	= **1.3**	< 0.10	= **0.068**	< 0.10	= **0.068 J**	= **1.4**	= **0.047**	= **0.82**	= **540**	= **1,500**	= **230**
MCWP-MW04D	145	5/19/2021	< 1.0	< 1.0	= **1.4**	< 0.10	-	< 0.10	< 0.40	= **1.4**	= **0.44**	= **0.81**	= **570**	= **1,600**	= **230**
MCWP-MW04D	145	8/18/2021	< 1.0	< 1.0	= **1.2**	< 0.10	-	= **0.043**	= **0.36 B,J**	-	= **0.055**	= **0.85**	= **550**	= **1,600**	= **240**
MCWP-MW04D	145	11/10/2021	= **3.1**	< 1.0	= **1.3**	< 0.10	= **0.0090**	= **0.049 J**	= **0.058 J**	= **1.4**	= **0.048**	= **0.83**	= **560**	= **1,600**	= **260**
MCWP-MW05	154	2/25/2021	-	-	= **1.9**	-	-	-	-	-	-	-	-	= **1,300**	-
MCWP-MW05	154	8/19/2021	-	-	= **1.8**	-	-	-	-	-	-	-	-	= **1,400**	-
MCWP-MW06	138	2/26/2021	-	-	< 0.10	-	-	-	-	-	-	-	-	= **1,400**	-
MCWP-MW06	138	8/19/2021	-	-	< 0.10	-	-	-	-	-	-	-	-	= **1,500**	-
MCWP-MW07S	20	2/23/2021	= **200**	= **190**	= **4.5**	< 0.10	= **0.43**	= **0.23**	= **0.66**	= **5.2**	= **0.18**	= **0.39**	= **270**	= **1,200**	= **200**
MCWP-MW07S	20	5/18/2021	= **110**	= **1.0**	= **4.5**	< 0.10	-	< 0.10	< 0.40	= **4.5**	= **0.26**	= **0.39**	= **250**	= **1,100**	= **190**
MCWP-MW07S	20	8/17/2021	= **250**	= **1.0**	= **4.2**	< 0.10	-	= **0.14**	= **0.35 B,J**	-	= **0.37**	= **0.35**	= **260**	= **1,200**	= **210**
MCWP-MW07S	20	11/9/2021	= **2,000**	= **3.1**	= **4.6**	< 0.10	= **0.25**	= **0.16**	= **0.41**	= **5.0**	= **0.18**	= **0.40**	= **220**	= **1,100**	= **190**
MCWP-MW07D	134	2/23/2021	> **2,400**	= **1,100**	< 0.10	= **0.050 J**	= **2.0**	= **1.3**	= **3.3**	= **3.4**	= **0.15**	= **0.059**	= **17**	= **170**	= **19**
MCWP-MW07D	134	5/18/2021	= **7.5**	< 1.0	< 0.10	< 0.10	= **0.040**	= **0.26**	= **0.30 J**	= **0.30**	= **0.11**	= **0.50**	= **230**	= **1,100**	= **280**

Table 4
Groundwater Analytical Results

Well ID	Well Depth (feet bgs)	Sample Date	Coliform Bacteria (MPN/100 mL)		Inorganic Analyses (mg/L)										
			Total	Fecal	Nitrate Nitrogen	Nitrite Nitrogen	Organic Nitrogen	Ammonia Nitrogen	Total Kjeldahl Nitrogen	Total Nitrogen	Total Phosphorous	Boron	Sulfate	Total Dissolved Solids	Chloride
MCWP-MW07D	134	8/17/2021	= **5.2**	= **3.0**	< 0.10	< 0.10	-	= **0.49**	= **1.3**	-	= **0.39**	= **0.22**	= **160**	= **670**	= **180**
MCWP-MW07D	134	11/10/2021	> **2,400**	= **3.1**	< 0.10	< 0.10	= **0.13**	= **0.20**	= **0.33 J**	= **0.33**	= **0.12**	= **0.64**	= **1,100**	= **2,600**	= **360**
MCWP-MW09	89	2/23/2021	= **170**	< 1.0	= **1.0**	< 0.10	= **0.51**	= **0.039**	= **0.55**	= **1.6**	= **0.057**	= **0.71**	= **490**	= **1,700**	= **410**
MCWP-MW09	89	5/18/2021	< 1.0	< 1.0	< 0.10	< 0.10	-	= **2.0**	= **2.0**	= **2.0**	= **0.11**	= **0.85**	= **560**	= **2,300**	= **700**
MCWP-MW09	89	8/17/2021	< 1.0	< 1.0	< 0.10	< 0.10	-	= **3.2**	= **3.5**	-	= **0.19**	= **0.94**	= **680**	= **3,600**	= **1,400**
MCWP-MW09	89	11/11/2021	= **2.0**	= **1.0**	= **9.3**	< 0.10	= **0.19**	= **0.038 J**	= **0.23 J**	= **9.5**	= **0.20**	= **0.66**	= **220**	= **1,400**	= **160**
MCWP-MW10	22	2/26/2021	= **9.7**	= **1.0**	= **0.82**	< 0.10	= **0.28**	< 0.10	= **0.28 J**	-	= **0.044**	-	-	= **1,800**	-
MCWP-MW10	22	8/18/2021	= **2.0**	< 1.0	< 0.10	< 0.50	= **0.24**	< 0.10	= **0.24 B,J**	-	= **0.11**	-	-	= **5,500**	-
CCPE	53	2/25/2021	= **330**	= **24**	= **0.97**	< 0.10	= **0.67**	< 0.10	= **0.67**	-	= **0.082**	-	-	= **2,700**	-
CCPE	53	8/19/2021	= **50**	= **1.0**	= **0.42**	< 0.50	= **0.12**	< 0.10	= **0.12 J**	-	= **0.057**	-	-	= **9,700**	-

Notes:

bold: Constituent detected above Reporting Detection Limit (RDL)
=: Constituent detected at reported concentration
<: Constituent not detected above the RDL
>: Constituent detected above the laboratory upper detection limit
bgs: Below ground surface
J: Estimated value; the consituent was detected above the method detection limit, but below the RDL
mg/L: Milligrams per liter
MPN/100 mL: Most Probable Number per 100 milliliters

Figures

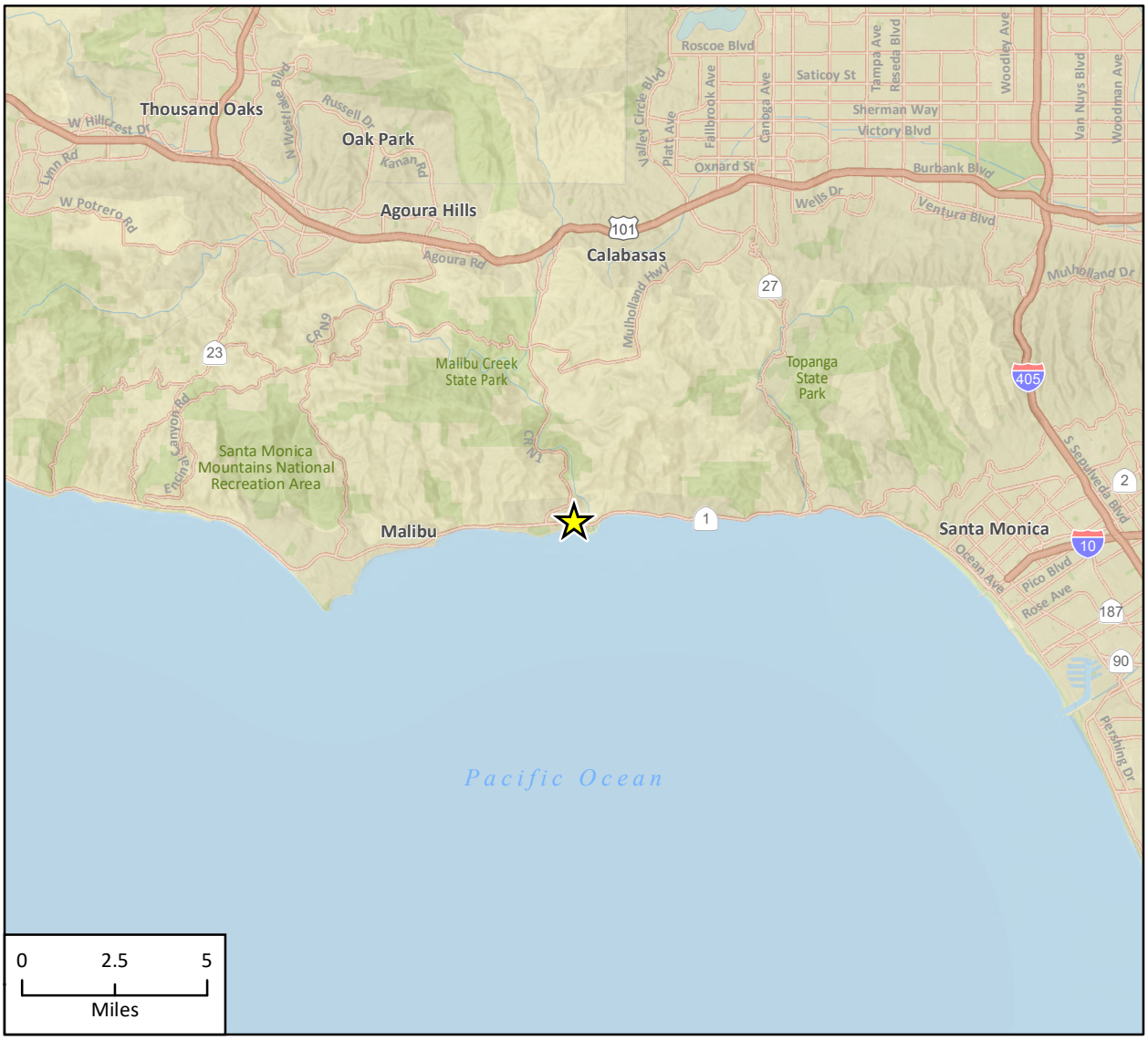

Project Location

N

Vicinity Map

Figure 1

Imagery provided by Esri and its licensors © 2021.

Site Map - Monitoring Network

Figure 2

Rincon Consultants Inc.

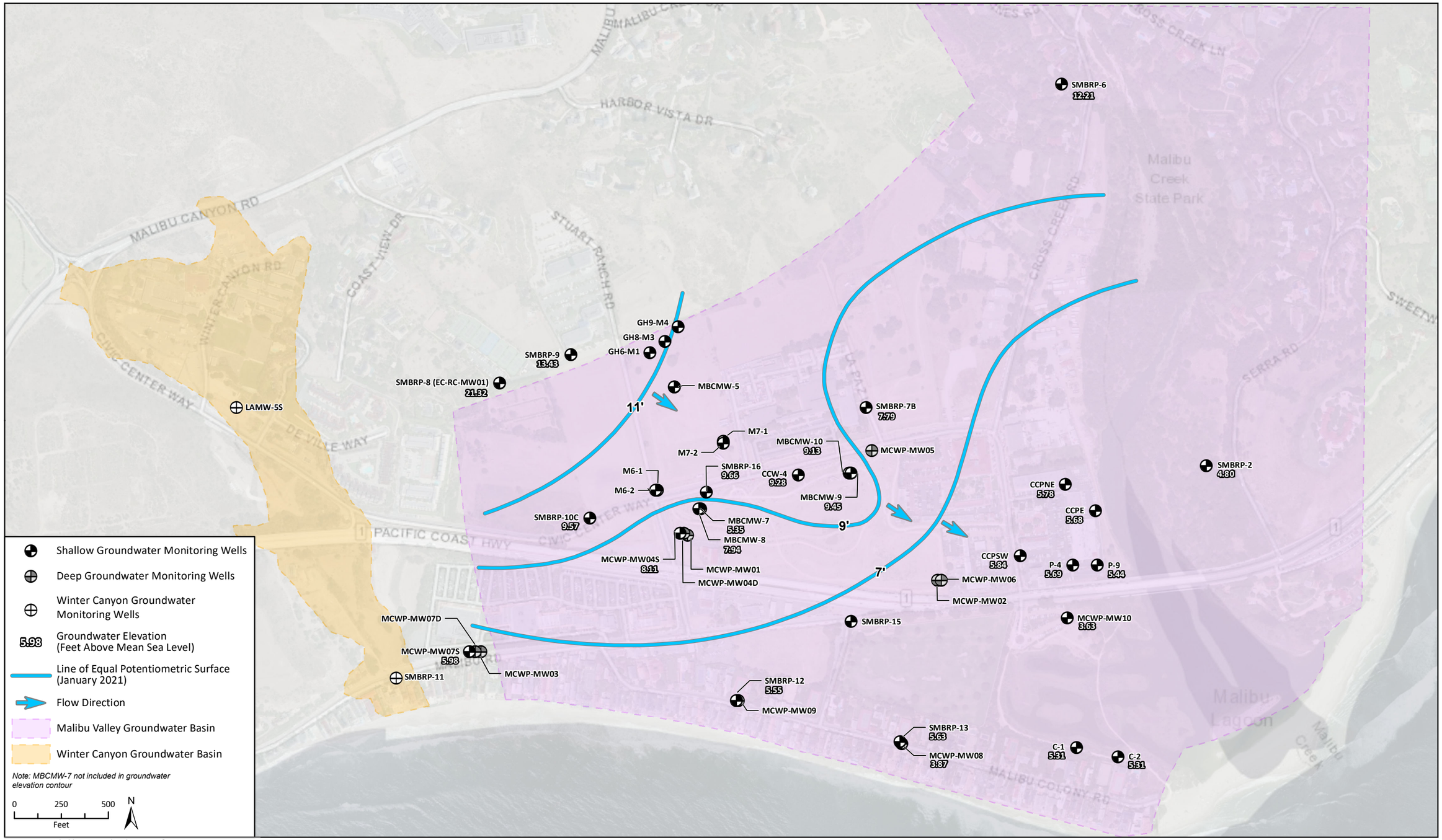

Imagery provided by Esri and its licensors © 2021.

Shallow Groundwater Elevation - January 2021

Figure 3

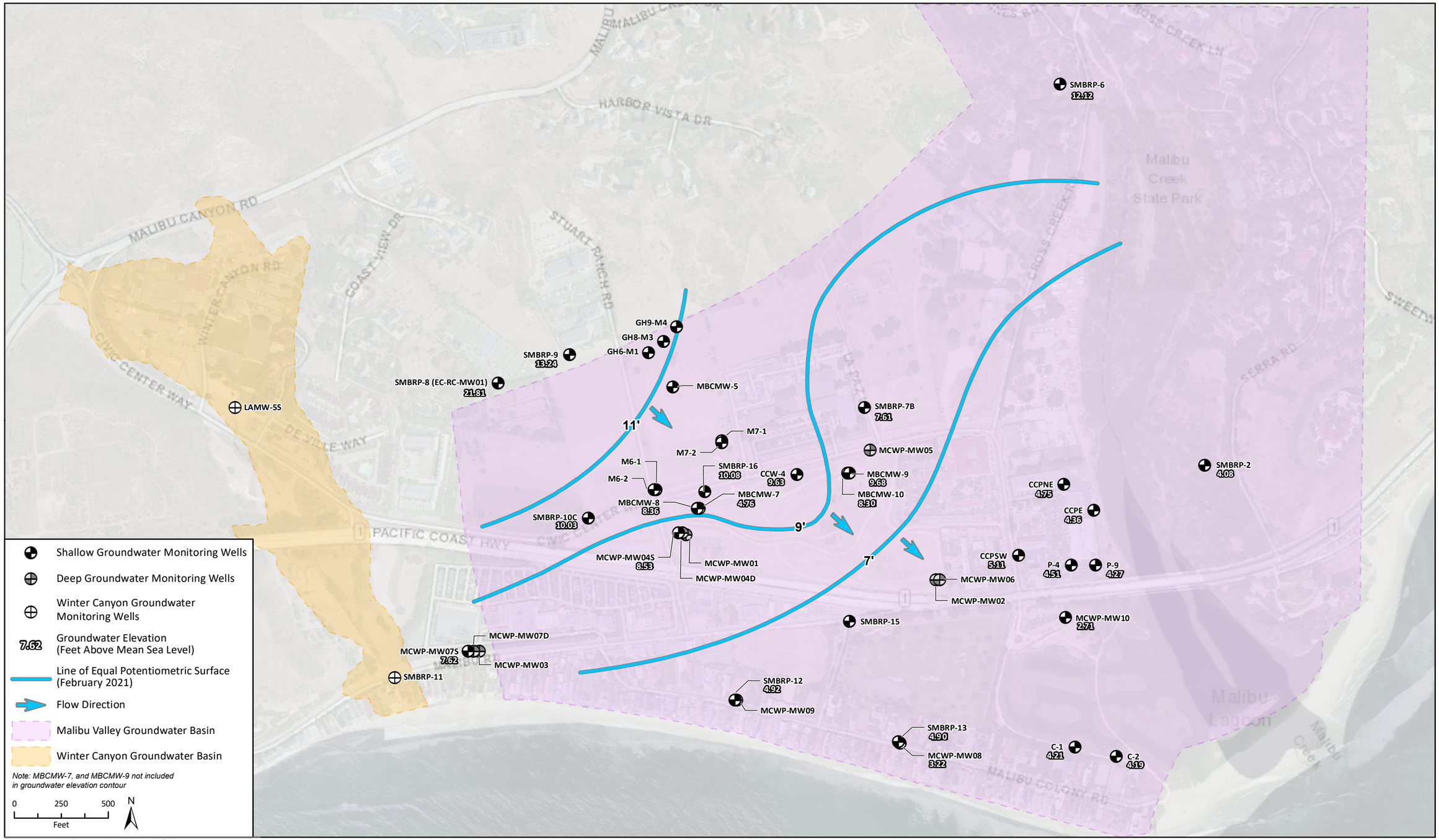

Imagery provided by Esri and its licensors © 2021.

Shallow Groundwater Elevation - February 2021

Figure 4

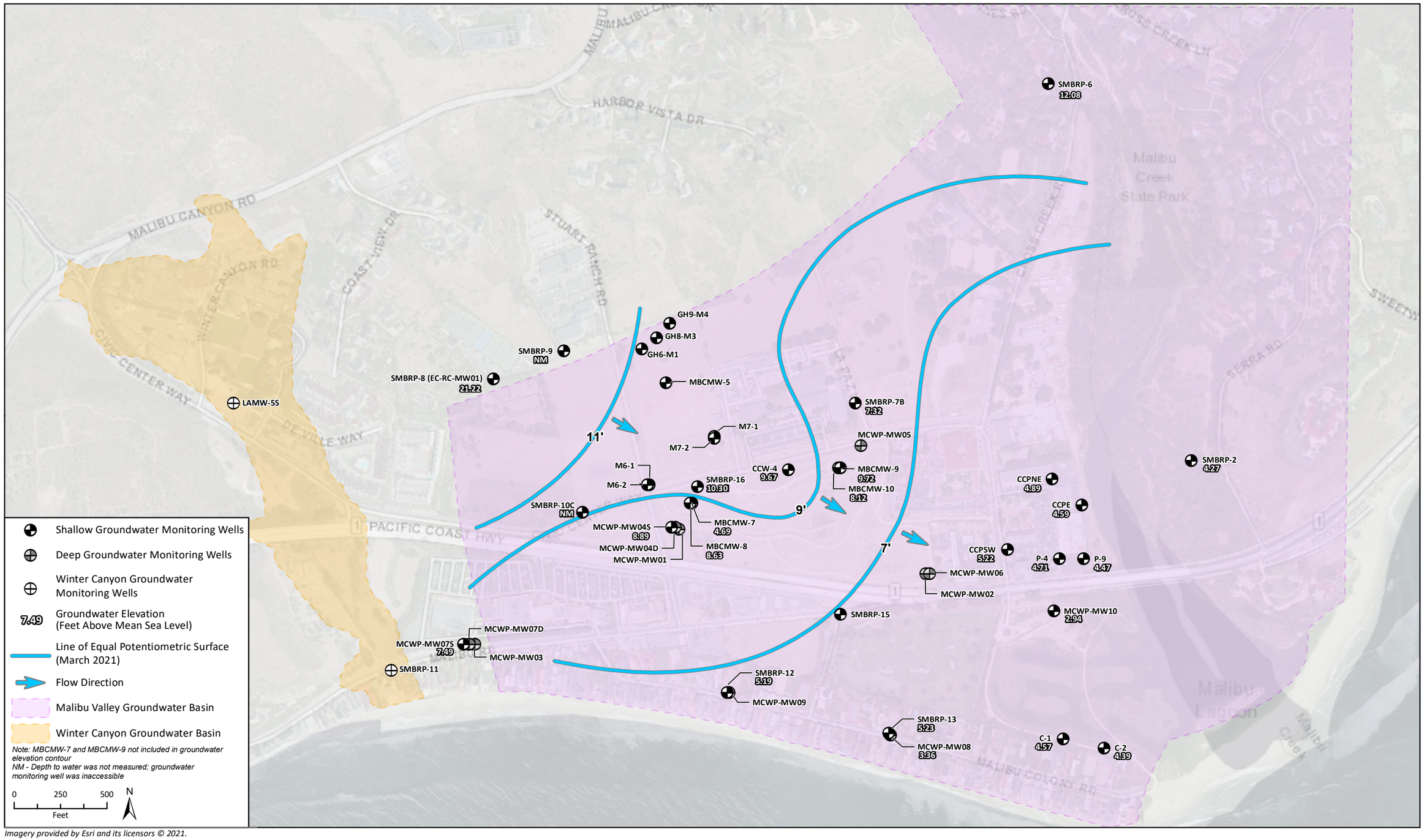

Imagery provided by Esri and its licensors © 2021.

Shallow Groundwater Elevation - March 2021

Figure 5

Rincon Consultants Inc.

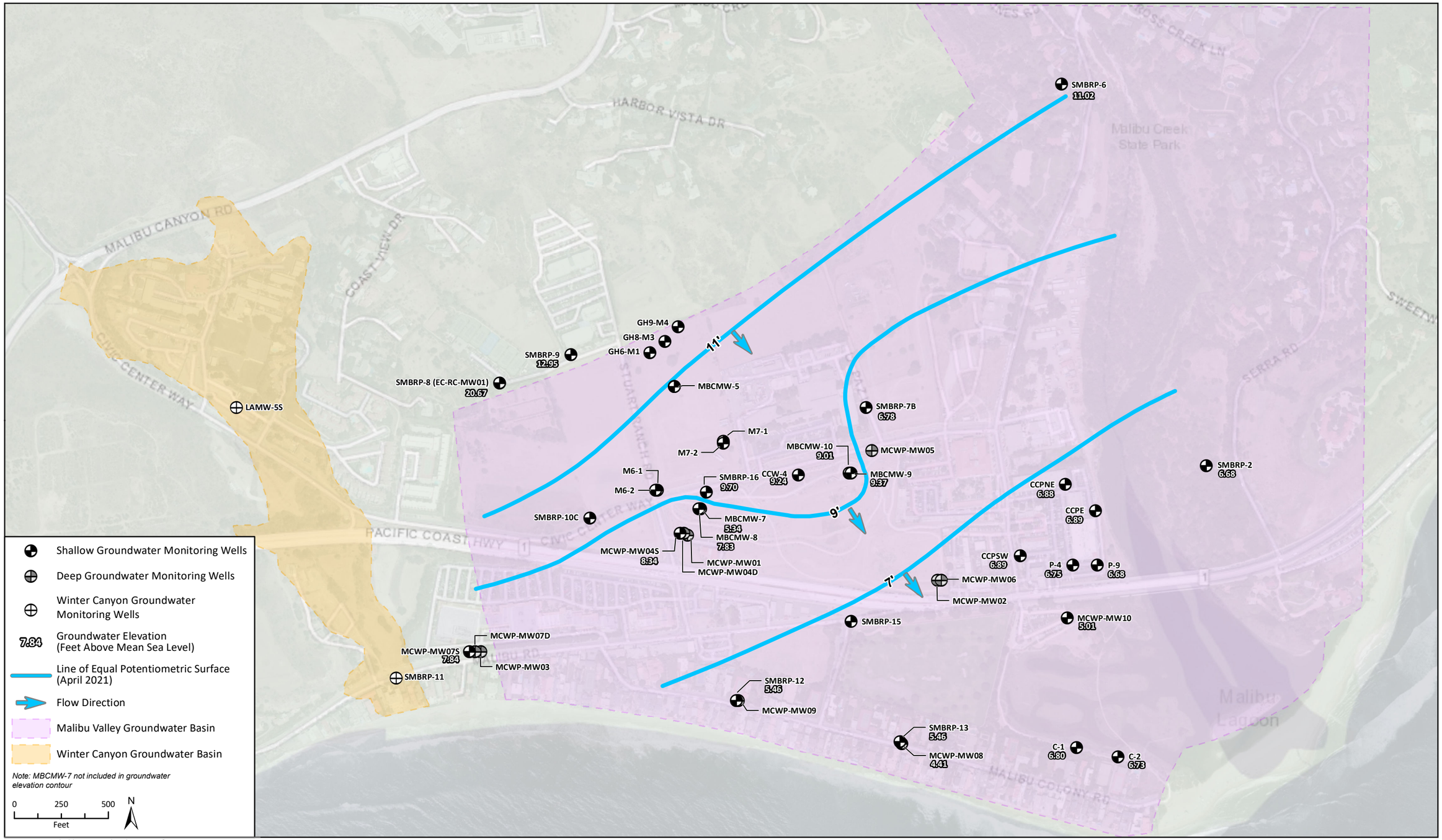

Imagery provided by Esri and its licensors © 2021.

Shallow Groundwater Elevation - April 2021

Figure 6

Rincon Consultants Inc.

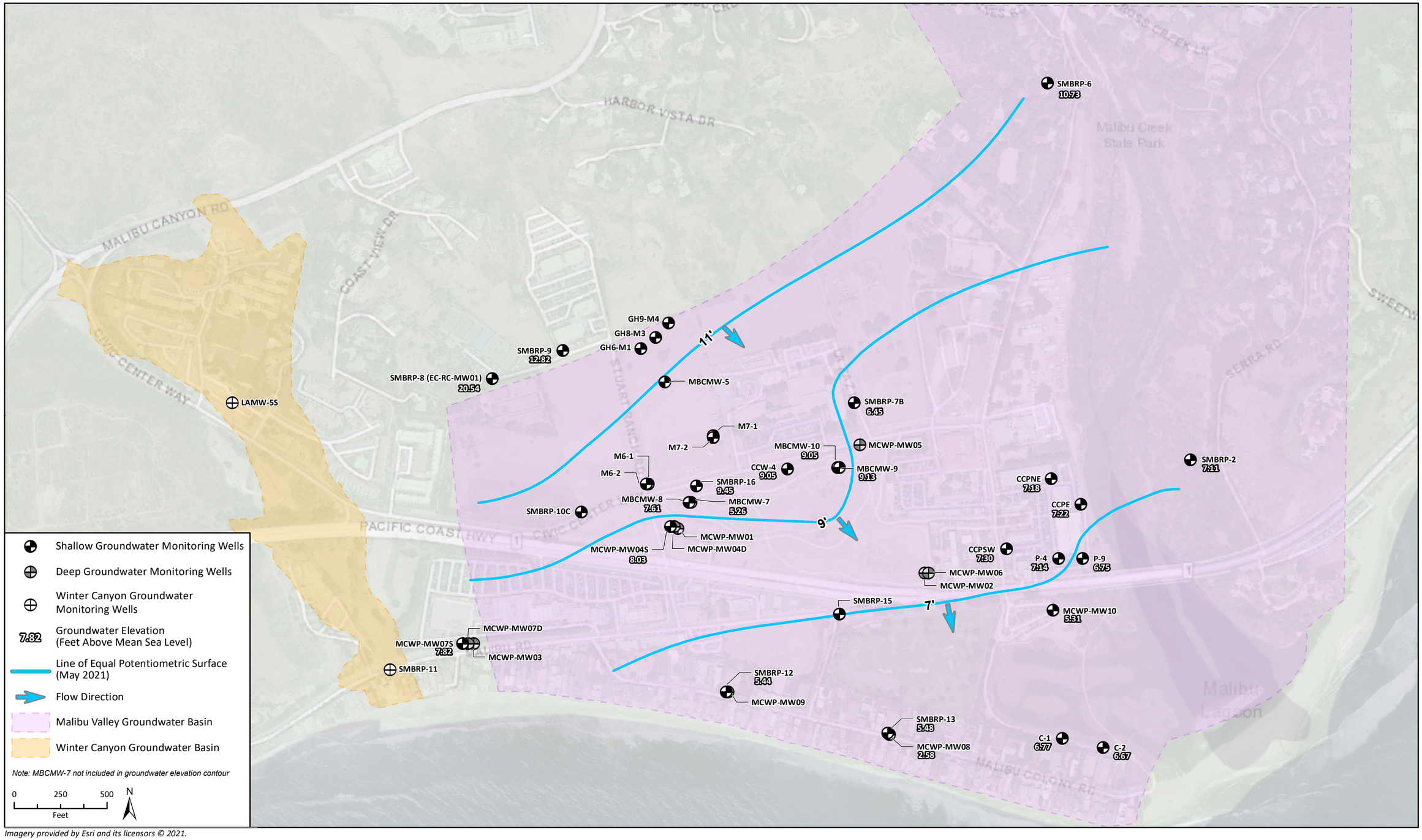

Imagery provided by Esri and its licensors © 2021.

Shallow Groundwater Elevation - May 2021

Figure 7

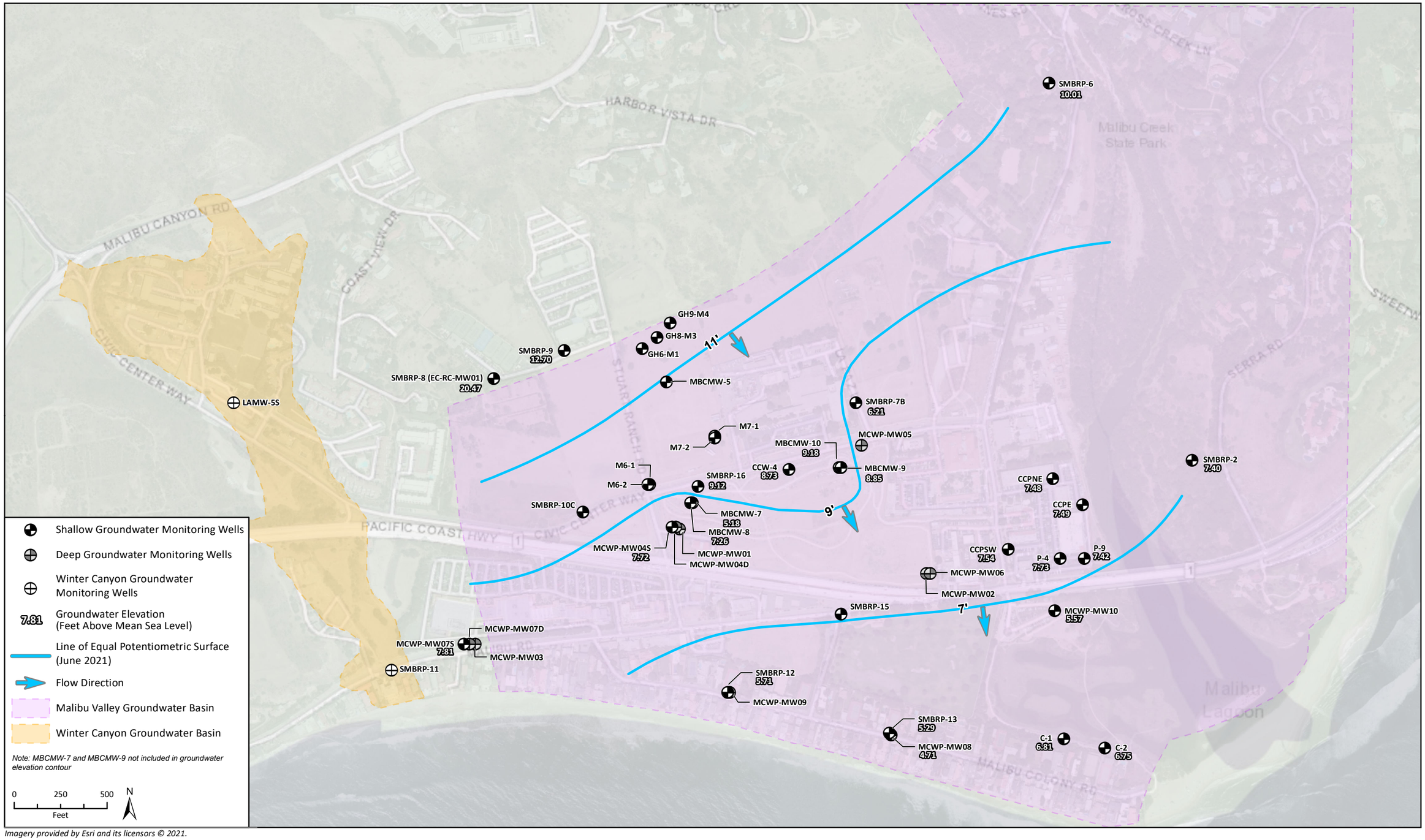

Imagery provided by Esri and its licensors © 2021.

Shallow Groundwater Elevation - June 2021

Figure 8

Rincon Consultants Inc.

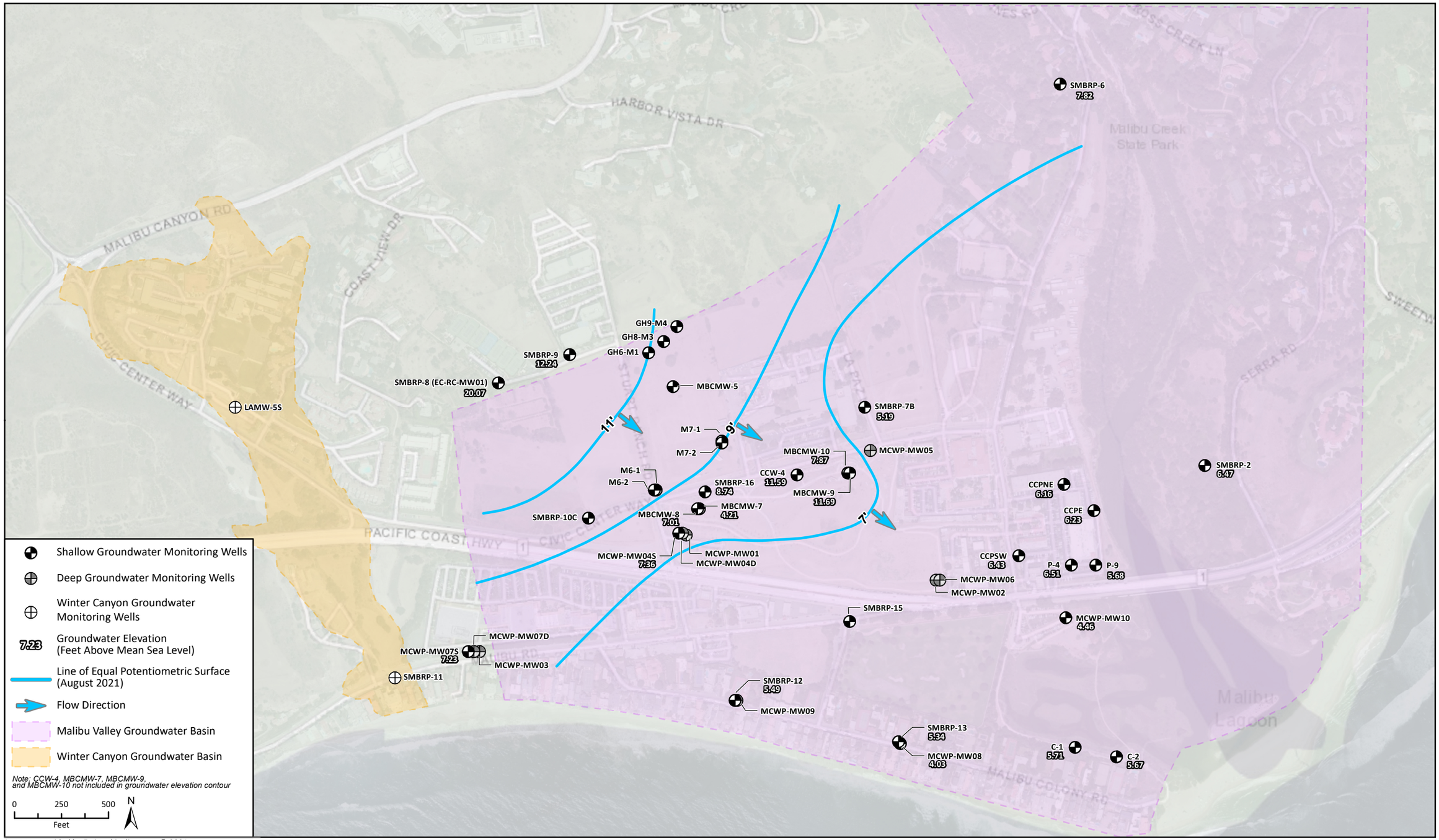

Imagery provided by Esri and its licensors © 2021.

Shallow Groundwater Elevation - August 2021

Figure 9

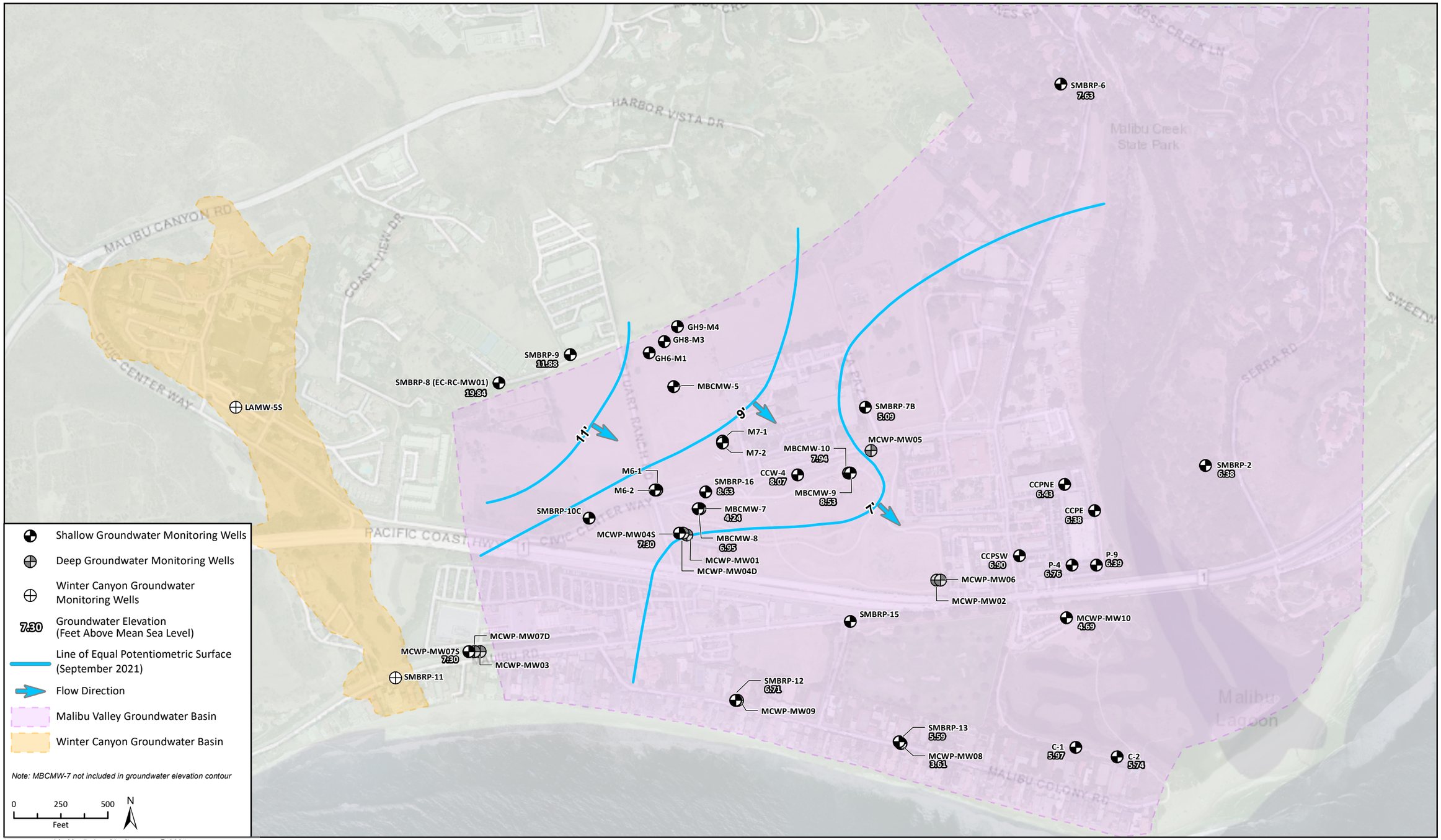

Imagery provided by Esri and its licensors © 2021.

Shallow Groundwater Elevation - September 2021

Figure 10

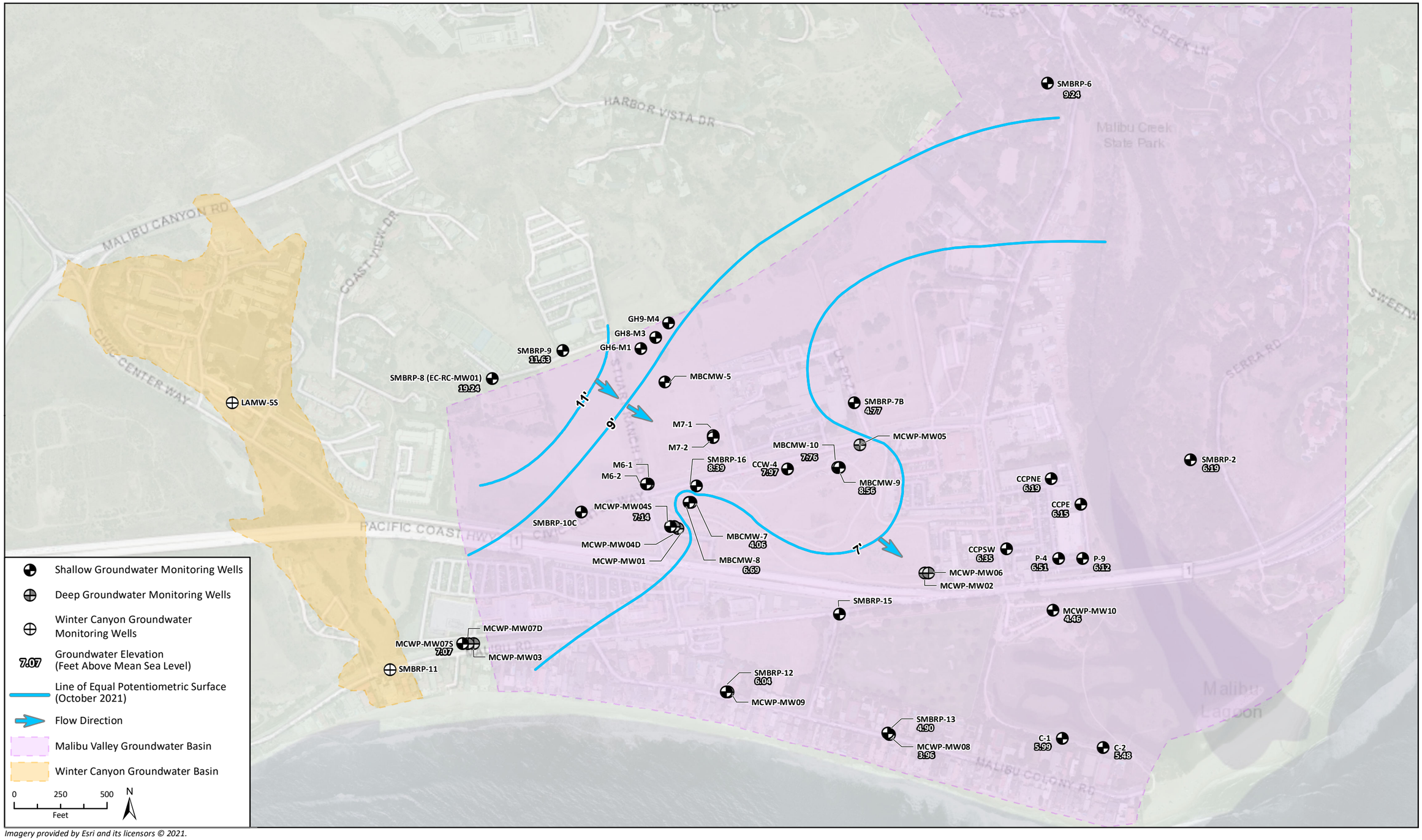

Imagery provided by Esri and its licensors © 2021.

Shallow Groundwater Elevation - October 2021

Figure 11

Rincon Consultants Inc.

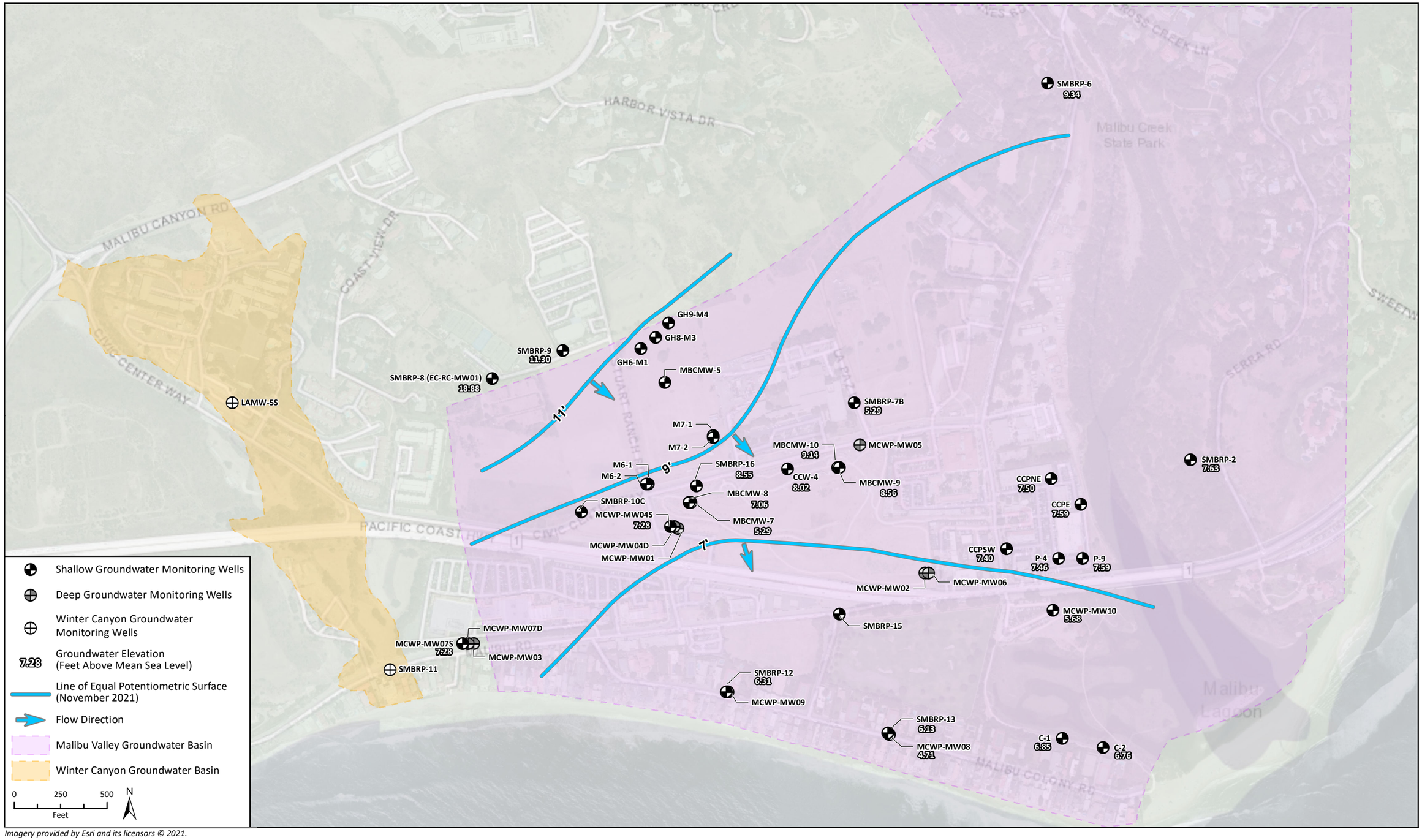

Imagery provided by Esri and its licensors © 2021.

Shallow Groundwater Elevation - November 2021

Figure 12

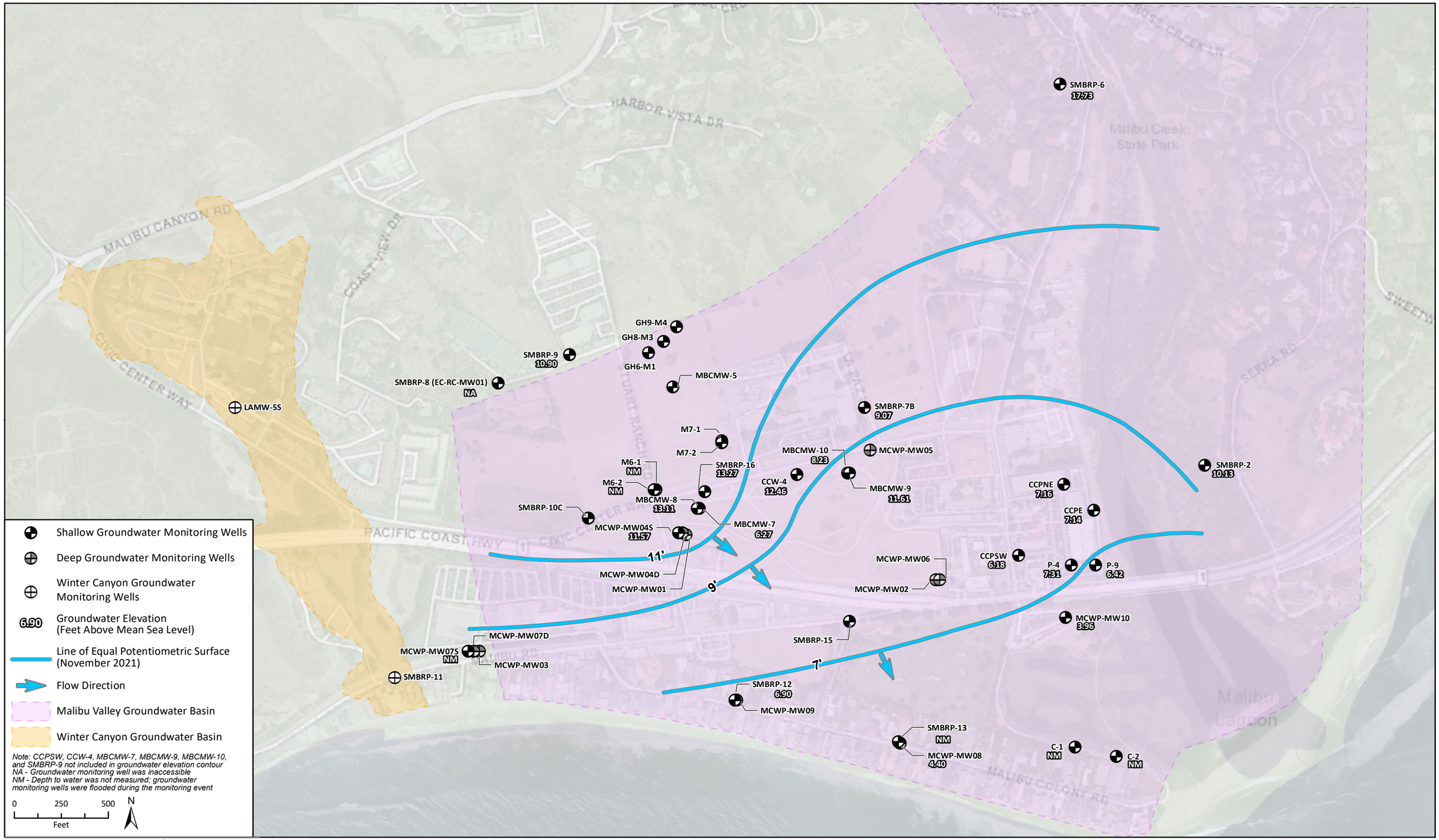

Imagery provided by Esri and its licensors © 2021.

Shallow Groundwater Elevation - December 2021

Figure 13

Rincon Consultants Inc.

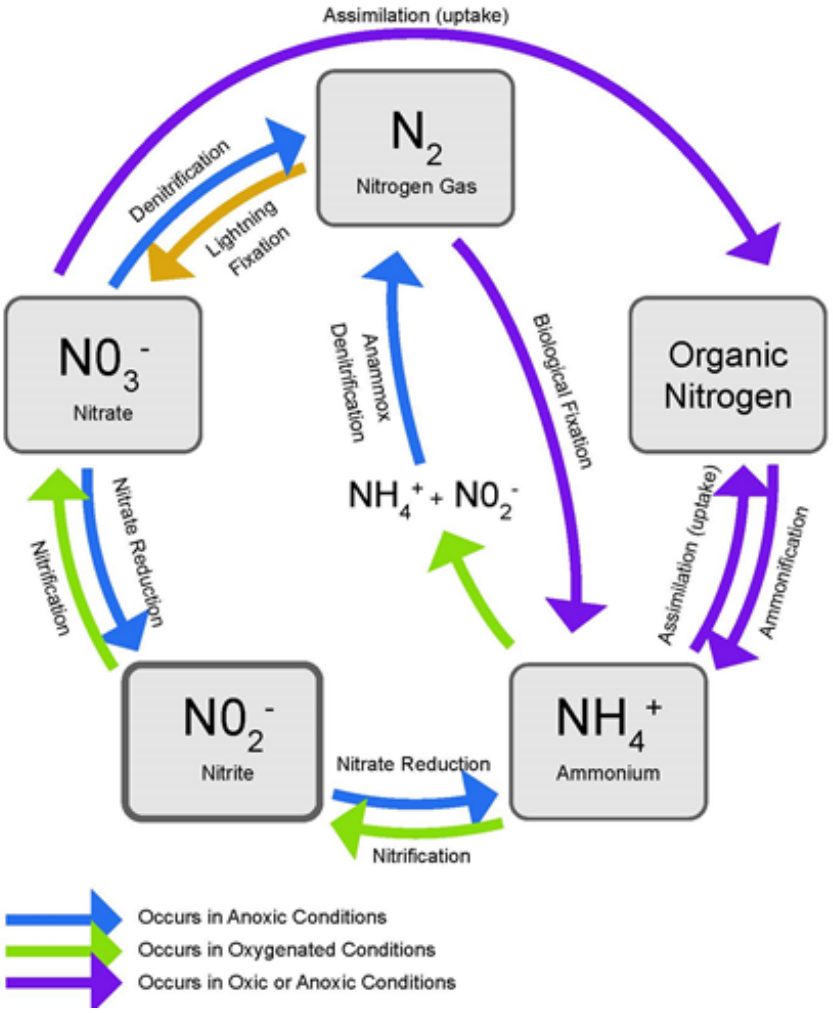

The Nitrogen Cycle Figure 14

Appendix A

Groundwater and Surface Water Field Sheets

Depth to Groundwater Measurements

Job No:	20-09665	**Event:**	January Monthly
Project:	Malibu CCWTF	**Date:**	January 15, 2021
Location:	Malibu, CA	**Measured By:**	Peter Doran

Well ID	**Total Well Depth** (ft bTOC)		**Well Diameter** (in)	**Depth to Water** (ft bTOC)	**Time**	**Notes/ Well Condition**
	Historical	Measured				
C-1	14.50		N/A	6.16	13:38	
C-2	14.20		2	5.88	13:40	
CCPE	52.70		2	7.26	12:29	
CCPNE	24.10		2	7.90	12:30	
CCPSW	19.90		2	7.83	12:35	
CCW-4	12.30		1	6.49	11:13	
GH6-M1	35.20		2	28.22	10:58	
GH8-M3	40.21		2	27.70	10:56	
GH9-M4	44.29		2	N/A	-	Well has been buried
Lagoon	N/A		N/A	N/A	-	Well has been removed
LAMW-5S	73.43		4	56.96	10:58	
M6-1	45.30		2	6.85	14:38	
M6-2	19.40		2	5.85	14:39	
M7-1	39.35		2	8.38	14:18	
M7-2	19.60		2	7.99	14:20	
MBCMW-5	19.40		N/A	-	-	Dry
MBCMW-6	64.26		N/A	N/A	-	Well has been removed
MBCMW-7	52.15		2	11.29	13:55	
MBCMW-8	11.95		2	8.59	13:54	
MBCMW-9	9.25		2	8.26	14:06	
MBCMW-10	51.75		2	8.61	14:07	
MCWP-MW01	152.88		6	10.34	13:44	
MCWP-MW02	148.20		6	10.51	13:31	
MCWP-MW03	136.65		6	8.03	12:57	Parked over
MCWP-MW04S	20.45		4	7.18	13:41	
MCWP-MW04D	149.20		4	9.50	13:42	
MCWP-MW05	154.40		4	7.65	14:05	
MCWP-MW06	138.15		2	10.04	13:30	
MCWP-MW07S	17.22		2	7.74	11:29	
MCWP-MW07D	129.60		2	7.85	11:30	
MCWP-MW08	79.38		2	8.34	11:51	
MCWP-MW09	89.60		2	6.06	11:40	
MCWP-MW10	22.23		2	7.48	12:15	
P-4	14.57		4	6.47	13:24	
P-9	13.90		4	6.73	13:21	
SMBRP-2	24.88		2	8.33	12:30	
SMBRP-6	23.45		2	14.67	12:38	
SMBRP-7B	25.13		2	11.20	14:12	
SMBRP-8 (EC-RC-MW01)	40.46		4	27.37	11:11	
SMBRP-9	45.40		2	36.89	10:10	
SMBRP-10C	25.00		2	6.68	10:28	
SMBRP-11	20.38		2	8.37	13:05	
SMBRP-12	24.88		2	7.07	13:11	
SMBRP-13	19.48		2	7.95	13:19	
SMBRP-15B	8.40		1	-	-	Dry
SMBRP-16	25.00		2	4.84	11:09	

Depth to Groundwater Measurements

Job No:	20-09665	**Event:**	February Monthly
Project:	Malibu CCWTF	**Date:**	February 22, 2021
Location:	Malibu, CA	**Measured By:**	Michelle Carter

Well ID	**Total Well Depth** (ft bTOC)		**Well Diameter** (in)	**Depth to Water** (ft bTOC)	**Time**	**Notes/ Well Condition**
	Historical	Measured				
C-1	14.50		N/A	7.26	10:45	
C-2	14.20		2	7.00	10:50	
CCPE	52.70		2	8.58	11:30	
CCPNE	24.10		2	8.93	11:25	
CCPSW	19.90		2	8.56	11:41	
CCW-4	12.30		1	6.14	12:38	
GH6-M1	35.20		2	28.47	12:58	
GH8-M3	40.21		2	27.87	13:01	
GH9-M4	44.29		2	N/A	-	Well has been buried
Lagoon	N/A		N/A	N/A	-	Well has been removed
LAMW-5S	73.43		4	57.36	09:15	
M6-1	45.30		2	7.00	13:05	
M6-2	19.40		2	5.52	13:07	
M7-1	39.35		2	12.49	08:37	
M7-2	19.60		2	7.67	12:51	
MBCMW-5	19.40		N/A			Dry
MBCMW-6	64.26		N/A	N/A	-	Well has been removed
MBCMW-7	52.15		2	11.88	12:29	
MBCMW-8	11.95		2	8.17	12:28	
MBCMW-9	9.25		2	8.03	11:12	
MBCMW-10	51.75		2	9.44	11:13	
MCWP-MW01	152.88		6	11.30	12:03	
MCWP-MW02	148.20		6	12.45	11:49	
MCWP-MW03	136.65		6	8.68	10:02	
MCWP-MW04S	20.45		4	6.76	10:20	
MCWP-MW04D	149.20		4	10.46	11:57	
MCWP-MW05	154.40		4	8.60	12:44	
MCWP-MW06	138.15		2	10.72	11:48	
MCWP-MW07S	17.22		2	6.10	09:48	
MCWP-MW07D	129.60		2	8.52	10:00	
MCWP-MW08	79.38		2	8.99	10:27	
MCWP-MW09	89.60		2	6.80	10:18	
MCWP-MW10	22.23		2	8.40	10:30	
P-4	14.57		4	7.65	11:35	
P-9	13.90		4	7.90	11:37	
SMBRP-2	24.88		2	9.05	11:10	
SMBRP-6	23.45		2	14.76	11:19	
SMBRP-7B	25.13		2	11.38	10:45	
SMBRP-8 (EC-RC-MW01)	40.46		4	26.88	12:13	
SMBRP-9	45.40		2	37.08	12:09	
SMBRP-10C	25.00		2	6.22	12:20	
SMBRP-11	20.38		2	8.91	11:45	
SMBRP-12	24.88		2	7.70	10:13	
SMBRP-13	19.48		2	8.68	10:23	
SMBRP-15B	8.40		1	-	-	Dry
SMBRP-16	25.00		2	4.42	12:25	

Depth to Groundwater Measurements

Job No:	20-09665	**Event:**	March Monthly
Project:	Malibu CCWTF	**Date:**	March 25, 2021
Location:	Malibu, CA	**Measured By:**	Michelle Carter

Well ID	**Total Well Depth** (ft bTOC)		**Well Diameter** (in)	**Depth to Water** (ft bTOC)	**Time**	**Notes/ Well Condition**
	Historical	Measured				
C-1	14.50		N/A	6.90	12:20	
C-2	14.20		2	6.80	12:21	
CCPE	52.70		2	8.35	13:17	
CCPNE	24.10		2	8.79	13:13	
CCPSW	19.90		2	8.45	13:26	
CCW-4	12.30		1	6.10	13:59	
GH6-M1	35.20		2	28.62	14:30	
GH8-M3	40.21		2	28.01	14:32	
GH9-M4	44.29		2	N/A	-	Well has been buried
Lagoon	N/A		N/A	N/A	-	Well has been removed
LAMW-5S	73.43		4	57.78	10:58	
M6-1	45.30		2	6.95	14:38	
M6-2	19.40		2	5.40	14:39	
M7-1	39.35		2	8.33	14:18	
M7-2	19.60		2	7.63	14:20	
MBCMW-5	19.40		N/A	-	-	Dry
MBCMW-6	64.26		N/A	N/A	-	Well has been removed
MBCMW-7	52.15		2	11.95	13:55	
MBCMW-8	11.95		2	7.90	13:54	
MBCMW-9	9.25		2	7.99	14:06	
MBCMW-10	51.75		2	9.62	14:07	
MCWP-MW01	152.88		6	11.50	13:44	
MCWP-MW02	148.20		6	12.37	13:31	
MCWP-MW03	136.65		6	-	-	Parked over
MCWP-MW04S	20.45		4	6.40	13:41	
MCWP-MW04D	149.20		4	10.67	13:42	
MCWP-MW05	154.40		4	8.65	14:05	
MCWP-MW06	138.15		2	10.83	13:30	
MCWP-MW07S	17.22		2	6.23	11:29	
MCWP-MW07D	129.60		2	8.81	11:30	
MCWP-MW08	79.38		2	8.85	11:51	
MCWP-MW09	89.60		2	6.75	11:40	
MCWP-MW10	22.23		2	8.17	12:15	
P-4	14.57		4	7.45	13:24	
P-9	13.90		4	7.70	13:21	
SMBRP-2	24.88		2	8.86	12:30	
SMBRP-6	23.45		2	14.8	12:38	
SMBRP-7B	25.13		2	11.67	14:12	
SMBRP-8 (EC-RC-MW01)	40.46		4	27.47	11:11	
SMBRP-9	45.40		2	-	-	Parked over
SMBRP-10C	25.00		N/A	N/A	-	Well has been removed
SMBRP-11	20.38		2	8.97	11:34	
SMBRP-12	24.88		2	7.43	11:43	
SMBRP-13	19.48		2	8.35	11:49	
SMBRP-15B	8.40		1	-	-	Dry
SMBRP-16	25.00		2	4.20	13:52	

Groundwater Sampling/Purging Data Sheet

Job No: 20-09665	**Event:** First Quarter 2021
Project/Location: Malibu CCWTF/Malibu, CA	**Date:** February 26, 2021
Observation Period **Start:** 10:05 **Stop:** 11:45	**Well Name:** MCWP-MW06
Sampled By: Michelle Carter	**Survey Reference Point:** TOC

Purging Data			
Type of Pump	Electric Submersible Pump	Pump Inlet Depth (ft)	135
Well Diameter (in)	2	Depth of Well (ft)	136.55
Initial/Static Depth to Water (ft)	10.25	Length of Water Column (ft)	126.3
Product Thickness (ft)	N/A	Volume Multiplier (gal/ft)	0.16
One Casing Volume (gal)	20.21	Three Casing Volumes (gal)	60.63
Purge Time Start	10:27	Purge Time Stop	11:28
Total Purge Time (min)	60	Purge Rate (gpm)	1.02
Purge Volume (gal)	61	Depth to Water (ft) at Sampling	10.25

Casing or Borehole Volume	
0.5-inch Diameter = 0.010 gal/ft 0.75-inch Diameter = 0.023 gal/ft 1-inch Diameter = 0.041 gal/ft 1.5-inch Diameter = 0.092 gal/ft 2-inch Diameter = 0.16 gal/ft	4-inch Diameter = 0.65 gal/ft 6-inch Diameter = 1.46 gal/ft 9-inch Diameter = 3.30 gal/ft 12-inch Diameter = 5.87 gal/ft 15-inch Diameter = 9.18 gal/ft

Indicator Data						
Volume Pumped	Before Purge	Volume 2 (20.5 gal)	Volume 3 (40.5 gal)	Volume 4	Volume 5	At Sampling
Temperature (C)	20.9	20.6	20.6	20.7		20.7
pH	7.7	7.8	7.75	7.77		7.72
Conductivity (µs)	2,021	2,052	2,058	2,095		2093
Dissolved Oxygen (mg/L)	-	-	-	-		-
Dissolved Oxygen (%)	-	-	-	-		-
TDS (ppm)	1,010	1,029	1,039	1,044		1047
Turbidity (NTU)	5.25	3.15	3.06	4.75		1.46

Depth to Water at End of Purge: 10.48	Drawdown: 0.23

Comments: Dissolved Oxygen equipment failure.

Miscellaneous Data
Condition of Traffic Box: Good
Drum Identification Labeling: N/A
Water Level Indicator: Solinst Model 101
Weather Conditions: Clear
Comments:
Sampled Time: 11:30
Well Recovery Calculation Static Depth to Water in feet + (0.2) (maximum Drawdown in feet) = Depth to Water at 80% Recovery 10.25 + 0.2 * 0.23 = 10.296

Groundwater Sampling/Purging Data Sheet

Job No: 20-09665	**Event:** First Quarter 2021
Project/Location: Malibu CCWTF/Malibu, CA	**Date:** February 26, 2021
Observation Period **Start:** 09:17 **Stop:** 10:00	**Well Name:** MCWP-MW10
Sampled By: Michelle Carter	**Survey Reference Point:** TOC

Purging Data			
Type of Pump	Electric Submersible Pump	Pump Inlet Depth (ft)	21
Well Diameter (in)	2	Depth of Well (ft)	22.15
Initial/Static Depth to Water (ft)	7.98	Length of Water Column (ft)	14.17
Product Thickness (ft)	N/A	Volume Multiplier (gal/ft)	0.16
One Casing Volume (gal)	2.27	Three Casing Volumes (gal)	6.81
Purge Time Start	09:38	Purge Time Stop	09:43
Total Purge Time (min)	5	Purge Rate (gpm)	1.4
Purge Volume (gal)	7	Depth to Water (ft) at Sampling	7.98

Casing or Borehole Volume	
0.5-inch Diameter = 0.010 gal/ft 0.75-inch Diameter = 0.023 gal/ft 1-inch Diameter = 0.041 gal/ft 1.5-inch Diameter = 0.092 gal/ft 2-inch Diameter = 0.16 gal/ft	4-inch Diameter = 0.65 gal/ft 6-inch Diameter = 1.46 gal/ft 9-inch Diameter = 3.30 gal/ft 12-inch Diameter = 5.87 gal/ft 15-inch Diameter = 9.18 gal/ft

Indicator Data						
Volume Pumped	Before Purge	Volume 2 (2.5 gal)	Volume 3 (4.5 gal)	Volume 4	Volume 5	At Sampling
Temperature (C)	19.4	20.1	20.6	20.6		20.6
pH	7.52	7.49	7.48	7.47		7.45
Conductivity (µs)	2,930	2,808	2,780	2,790		2,764
Dissolved Oxygen (mg/L)	-	-	-	-		-
Dissolved Oxygen (%)	-	-	-	-		-
TDS (ppm)	1,463	1,410	1,397	1,396		1,383
Turbidity (NTU)	45.4	35.8	29	17.3		16.6

Depth to Water at End of Purge: 7.98	Drawdown: 0

Comments: Dissolved Oxygen equipment failure.

Miscellaneous Data
Condition of Traffic Box: Good
Drum Identification Labeling: N/A
Water Level Indicator: Solinst Model 101
Weather Conditions: Clear
Comments:
Sampled Time: 09:55
Well Recovery Calculation Static Depth to Water in feet + (0.2) (maximum Drawdown in feet) = Depth to Water at 80% Recovery 7.98 + 0.2 * 0 = 7.98

Groundwater Sampling/Purging Data Sheet

Job No: 20-09665	**Event:** First Quarter 2021
Project/Location: Malibu CCWTF/Malibu, CA	**Date:** February 25, 2021
Observation Period **Start:** 10:15 **Stop:** 12:45	**Well Name:** MCWP-MW05
Sampled By: Peter Doran	**Survey Reference Point:** TOC

Purging Data			
Type of Pump	Electric Submersible Pump	Pump Inlet Depth (ft)	149
Well Diameter (in)	4	Depth of Well (ft)	150.6
Initial/Static Depth to Water (ft)	8.18	Length of Water Column (ft)	142.42
Product Thickness (ft)	N/A	Volume Multiplier (gal/ft)	0.65
One Casing Volume (gal)	92.57	Three Casing Volumes (gal)	277.71
Purge Time Start	10:20	Purge Time Stop	12:15
Total Purge Time (min)	114	Purge Rate (gpm)	2.44
Purge Volume (gal)	278	Depth to Water (ft) at Sampling	8.2

Casing or Borehole Volume	
0.5-inch Diameter = 0.010 gal/ft 0.75-inch Diameter = 0.023 gal/ft 1-inch Diameter = 0.041 gal/ft 1.5-inch Diameter = 0.092 gal/ft 2-inch Diameter = 0.16 gal/ft	4-inch Diameter = 0.65 gal/ft 6-inch Diameter = 1.46 gal/ft 9-inch Diameter = 3.30 gal/ft 12-inch Diameter = 5.87 gal/ft 15-inch Diameter = 9.18 gal/ft

Indicator Data						
Volume Pumped	Before Purge	Volume 2 (93 gal)	Volume 3 (185 gal)	Volume 4	Volume 5	At Sampling
Temperature (C)	18.3	18.5	18.6	18.5		18.5
pH	7.17	7.12	7.04	7.06		7.02
Conductivity (µs)	1,660	1,580	1,602	1,584		1584
Dissolved Oxygen (mg/L)	3.37	3.16	1.65	1.71		1.64
Dissolved Oxygen (%)	36.2	31.4	17.7	18.4		17.6
TDS (ppm)	1,243	1,172	1,178	1,176		1175
Turbidity (NTU)	1.64	0.72	0.14	0.22		0.19

Depth to Water at End of Purge: 8.5	Drawdown: 0.32

Comments:

Miscellaneous Data
Condition of Traffic Box: 1/2 tabs missing
Drum Identification Labeling: N/A
Water Level Indicator: Solinst Model 101
Weather Conditions: Clear
Comments:
Sampled Time: 12:30
Well Recovery Calculation Static Depth to Water in feet + (0.2) (maximum Drawdown in feet) = Depth to Water at 80% Recovery 8.18 + 0.2 * 0.32 = 8.244

Groundwater Sampling/Purging Data Sheet

Job No: 20-09665	**Event:** First Quarter 2021
Project/Location: Malibu CCWTF/Malibu, CA	**Date:** February 25, 2021
Observation Period **Start:** 09:30 **Stop:** 10:15	**Well Name:** CCPE
Sampled By: Peter Doran	**Survey Reference Point:** TOC

Purging Data			
Type of Pump	Electric Submersible Pump	Pump Inlet Depth (ft)	51
Well Diameter (in)	2	Depth of Well (ft)	52.25
Initial/Static Depth to Water (ft)	7.8	Length of Water Column (ft)	44.45
Product Thickness (ft)	N/A	Volume Multiplier (gal/ft)	0.16
One Casing Volume (gal)	7.11	Three Casing Volumes (gal)	21.33
Purge Time Start	09:40	Purge Time Stop	09:55
Total Purge Time (min)	14	Purge Rate (gpm)	1.54
Purge Volume (gal)	21.5	Depth to Water (ft) at Sampling	7.8

Casing or Borehole Volume	
0.5-inch Diameter = 0.010 gal/ft 0.75-inch Diameter = 0.023 gal/ft 1-inch Diameter = 0.041 gal/ft 1.5-inch Diameter = 0.092 gal/ft 2-inch Diameter = 0.16 gal/ft	4-inch Diameter = 0.65 gal/ft 6-inch Diameter = 1.46 gal/ft 9-inch Diameter = 3.30 gal/ft 12-inch Diameter = 5.87 gal/ft 15-inch Diameter = 9.18 gal/ft

Indicator Data						
Volume Pumped	Before Purge	Volume 2 (7 gal)	Volume 3 (14 gal)	Volume 4	Volume 5	At Sampling
Temperature (C)	17.6	18.4	18.3	18.3		18.3
pH	6.47	6.85	6.96	6.96		6.97
Conductivity (µs)	3,383	3,295	3,435	3,425		3,733
Dissolved Oxygen (mg/L)	2.75	3.16	2.91	2.99		2.93
Dissolved Oxygen (%)	29.6	34.3	30.3	31.8		31.1
TDS (ppm)	2,550	2,455	2,558	2,568		2,419
Turbidity (NTU)	20.15	3.24	2.66	2.3		1.3

Depth to Water at End of Purge: 8.21	Drawdown: 0.41

Comments:

Miscellaneous Data
Condition of Traffic Box: Good
Drum Identification Labeling: N/A
Water Level Indicator: Solinst Model 101
Weather Conditions: Clear/ strong winds
Comments:
Sampled Time: 10:00
Well Recovery Calculation Static Depth to Water in feet + (0.2) (maximum Drawdown in feet) = Depth to Water at 80% Recovery 7.8 + 0.2 * 0.41 = 7.882

Groundwater Sampling/Purging Data Sheet

Job No: 20-09665	**Event:** First Quarter 2021
Project/Location: Malibu CCWTF/Malibu, CA	**Date:** February 24, 2021
Observation Period **Start:** 09:35 **Stop:** 12:15	**Well Name:** MCWP-MW04D
Sampled By: Peter Doran	**Survey Reference Point:** TOC

Purging Data			
Type of Pump	Electric Submersible Pump	Pump Inlet Depth (ft)	140
Well Diameter (in)	4	Depth of Well (ft)	145.22
Initial/Static Depth to Water (ft)	9.93	Length of Water Column (ft)	135.29
Product Thickness (ft)	N/A	Volume Multiplier (gal/ft)	0.65
One Casing Volume (gal)	87.94	Three Casing Volumes (gal)	263.82
Purge Time Start	10:00	Purge Time Stop	11:45
Total Purge Time (min)	105	Purge Rate (gpm)	2.51
Purge Volume (gal)	264	Depth to Water (ft) at Sampling	9.95

Casing or Borehole Volume	
0.5-inch Diameter = 0.010 gal/ft 0.75-inch Diameter = 0.023 gal/ft 1-inch Diameter = 0.041 gal/ft 1.5-inch Diameter = 0.092 gal/ft 2-inch Diameter = 0.16 gal/ft	4-inch Diameter = 0.65 gal/ft 6-inch Diameter = 1.46 gal/ft 9-inch Diameter = 3.30 gal/ft 12-inch Diameter = 5.87 gal/ft 15-inch Diameter = 9.18 gal/ft

Indicator Data						
Volume Pumped	Before Purge	Volume 2 (88 gal)	Volume 3 (176 gal)	Volume 4	Volume 5	At Sampling
Temperature (C)	21.1	20.2	20.1	20		19.9
pH	7.83	7.72	7.7	7.68		7.62
Conductivity (µs)	2,272	2,312	2,299	2,260		2,259
Dissolved Oxygen (mg/L)	-	-	-	-		-
Dissolved Oxygen (%)	-	-	-	-		-
TDS (ppm)	1,121	1,159	1,135	1,129		1,128
Turbidity (NTU)	6.01	1.91	1.76	1.22		1.09

Depth to Water at End of Purge: 10.36	Drawdown: 0.43

Comments: Dissolved Oxygen equipment failure.

Miscellaneous Data
Condition of Traffic Box: Good
Drum Identification Labeling: N/A
Water Level Indicator: Solinst Model 101
Weather Conditions: Clear
Comments:
Sampled Time: 11:50
Well Recovery Calculation Static Depth to Water in feet + (0.2) (maximum Drawdown in feet) = Depth to Water at 80% Recovery 9.93 + 0.2 * 0.43 = 10.016

Groundwater Sampling/Purging Data Sheet

Job No: 20-09665	**Event:** First Quarter 2021
Project/Location: Malibu CCWTF/Malibu, CA	**Date:** February 24, 2021
Observation Period **Start:** 09:00 **Stop:** 10:00	**Well Name:** SMBRP-9
Sampled By: Johnathon Bridgeman	**Survey Reference Point:** TOC

Purging Data			
Type of Pump	Electric Submersible Pump	Pump Inlet Depth (ft)	43.5
Well Diameter (in)	2	Depth of Well (ft)	44.8
Initial/Static Depth to Water (ft)	37.1	Length of Water Column (ft)	7.7
Product Thickness (ft)	N/A	Volume Multiplier (gal/ft)	0.16
One Casing Volume (gal)	1.23	Three Casing Volumes (gal)	3.69
Purge Time Start	09:06	Purge Time Stop	09:10
Total Purge Time (min)	3	Purge Rate (gpm)	1.23
Purge Volume (gal)	3.69	Depth to Water (ft) at Sampling	37.75

Casing or Borehole Volume	
0.5-inch Diameter = 0.010 gal/ft 0.75-inch Diameter = 0.023 gal/ft 1-inch Diameter = 0.041 gal/ft 1.5-inch Diameter = 0.092 gal/ft 2-inch Diameter = 0.16 gal/ft	4-inch Diameter = 0.65 gal/ft 6-inch Diameter = 1.46 gal/ft 9-inch Diameter = 3.30 gal/ft 12-inch Diameter = 5.87 gal/ft 15-inch Diameter = 9.18 gal/ft

Indicator Data						
Volume Pumped	Before Purge	Volume 2 (1.2 gal)	Volume 3 (2.5 gal)	Volume 4	Volume 5	At Sampling
Temperature (C)	22.2	22.4	22.9	22.7		22.6
pH	7.35	7.44	7.56	7.68		7.64
Conductivity (µs)	2,124	2,145	2,158	2,171		2,163
Dissolved Oxygen (mg/L)	-	-	-	-		-
Dissolved Oxygen (%)	-	-	-	-		-
TDS (ppm)	1,063	1,074	1,079	1,087		1,080
Turbidity (NTU)	68.9	19.9	36.5	81.2		42.0

Depth to Water at End of Purge: 42.62	Drawdown: 5.52

Comments: Dissolved Oxygen equipment failure.

Miscellaneous Data
Condition of Traffic Box: Good
Drum Identification Labeling: N/A
Water Level Indicator: Solinst Model 101
Weather Conditions: Clear
Comments:
Sampled Time: 09:40
Well Recovery Calculation Static Depth to Water in feet + (0.2) (maximum Drawdown in feet) = Depth to Water at 80% Recovery 37.1 + 0.2 * 5.52 = 38.204

Groundwater Sampling/Purging Data Sheet

Job No: 20-09665	**Event:** First Quarter 2021
Project/Location: Malibu CCWTF/Malibu, CA	**Date:** February 23, 2021
Observation Period **Start:** 11:10 **Stop:** 12:00	**Well Name:** MCWP-MW09
Sampled By: Peter Doran	**Survey Reference Point:** TOC

Purging Data			
Type of Pump	Electric Submersible Pump	Pump Inlet Depth (ft)	88
Well Diameter (in)	2	Depth of Well (ft)	89.2
Initial/Static Depth to Water (ft)	6.84	Length of Water Column (ft)	82.36
Product Thickness (ft)	N/A	Volume Multiplier (gal/ft)	0.16
One Casing Volume (gal)	13.18	Three Casing Volumes (gal)	39.54
Purge Time Start	11:17	Purge Time Stop	11:40
Total Purge Time (min)	23	Purge Rate (gpm)	1.72
Purge Volume (gal)	39.5	Depth to Water (ft) at Sampling	7.06

Casing or Borehole Volume	
0.5-inch Diameter = 0.010 gal/ft 0.75-inch Diameter = 0.023 gal/ft 1-inch Diameter = 0.041 gal/ft 1.5-inch Diameter = 0.092 gal/ft 2-inch Diameter = 0.16 gal/ft	4-inch Diameter = 0.65 gal/ft 6-inch Diameter = 1.46 gal/ft 9-inch Diameter = 3.30 gal/ft 12-inch Diameter = 5.87 gal/ft 15-inch Diameter = 9.18 gal/ft

Indicator Data						
Volume Pumped	Before Purge	Volume 2 (13.5 gal)	Volume 3 (26.5 gal)	Volume 4	Volume 5	At Sampling
Temperature (C)	22	21.3	21.3	21.3		23
pH	7.6	7.64	7.6	7.59		7.76
Conductivity (µs)	3,262	3,286	3,374	3,385		2,690
Dissolved Oxygen (mg/L)	-	-	-	-		-
Dissolved Oxygen (%)	-	-	-	-		-
TDS (ppm)	1,616	1,645	1,680	1,688		1,324
Turbidity (NTU)	17.1	8.7	3.1	1.7		6.2

Depth to Water at End of Purge: 7.15	Drawdown: 0.31

Comments: Dissolved Oxygen equipment failure.

Miscellaneous Data
Condition of Traffic Box: 1/2 tabs missing
Drum Identification Labeling: N/A
Water Level Indicator: Solinst Model 101
Weather Conditions: Clear
Comments:
Sampled Time: 13:00
Well Recovery Calculation Static Depth to Water in feet + (0.2) (maximum Drawdown in feet) = Depth to Water at 80% Recovery 6.84 + 0.2 * 0.31 = 6.902

Groundwater Sampling/Purging Data Sheet

Job No: 20-09665	**Event:** First Quarter 2021
Project/Location: Malibu CCWTF/Malibu, CA	**Date:** February 23, 2021
Observation Period **Start:** 12:00 **Stop:** 12:40	**Well Name:** SMBRP-13
Sampled By: Peter Doran	**Survey Reference Point:** TOC

Purging Data			
Type of Pump	Electric Submersible Pump	Pump Inlet Depth (ft)	19
Well Diameter (in)	2	Depth of Well (ft)	19.45
Initial/Static Depth to Water (ft)	8.64	Length of Water Column (ft)	10.81
Product Thickness (ft)	N/A	Volume Multiplier (gal/ft)	0.16
One Casing Volume (gal)	1.73	Three Casing Volumes (gal)	5.19
Purge Time Start	12:05	Purge Time Stop	12:10
Total Purge Time (min)	4	Purge Rate (gpm)	1.38
Purge Volume (gal)	5.5	Depth to Water (ft) at Sampling	8.64

Casing or Borehole Volume	
0.5-inch Diameter = 0.010 gal/ft 0.75-inch Diameter = 0.023 gal/ft 1-inch Diameter = 0.041 gal/ft 1.5-inch Diameter = 0.092 gal/ft 2-inch Diameter = 0.16 gal/ft	4-inch Diameter = 0.65 gal/ft 6-inch Diameter = 1.46 gal/ft 9-inch Diameter = 3.30 gal/ft 12-inch Diameter = 5.87 gal/ft 15-inch Diameter = 9.18 gal/ft

Indicator Data						
Volume Pumped	Before Purge	Volume 2 (2 gal)	Volume 3 (3.5 gal)	Volume 4	Volume 5	At Sampling
Temperature (C)	20.1	20.1	20.1	20		20.8
pH	7.29	7.3	7.3	7.31		7.22
Conductivity (µs)	3,203	3,205	3,207	3,218		2,154
Dissolved Oxygen (mg/L)	-	-	-	-		-
Dissolved Oxygen (%)	-	-	-	-		-
TDS (ppm)	1,602	1,604	1,604	1,612		1,079
Turbidity (NTU)	12.4	8.1	5.6	2.2		0.8

Depth to Water at End of Purge: 8.98	Drawdown: 0.34

Comments: Dissolved Oxygen equipment failure.

Miscellaneous Data
Condition of Traffic Box: Good
Drum Identification Labeling: N/A
Water Level Indicator: Solinst Model 101
Weather Conditions: Clear
Comments:
Sampled Time: 12:30
Well Recovery Calculation Static Depth to Water in feet + (0.2) (maximum Drawdown in feet) = Depth to Water at 80% Recovery 8.64 + 0.2 * 0.34 = 8.708

Groundwater Sampling/Purging Data Sheet

Job No: 20-09665	**Event:** First Quarter 2021
Project/Location: Malibu CCWTF/Malibu, CA	**Date:** February 23, 2021
Observation Period **Start:** 10:00 **Stop:** 11:30	**Well Name:** MCWP-MW07S
Sampled By: Peter Doran	**Survey Reference Point:** TOC

Purging Data			
Type of Pump	Electric Submersible Pump	Pump Inlet Depth (ft)	16.5
Well Diameter (in)	2	Depth of Well (ft)	17.24
Initial/Static Depth to Water (ft)	6.14	Length of Water Column (ft)	11.1
Product Thickness (ft)	N/A	Volume Multiplier (gal/ft)	0.16
One Casing Volume (gal)	1.78	Three Casing Volumes (gal)	5.34
Purge Time Start	10:10	Purge Time Stop	10:14
Total Purge Time (min)	4	Purge Rate (gpm)	0.5
Purge Volume (gal)	2	Depth to Water (ft) at Sampling	6.16

Casing or Borehole Volume	
0.5-inch Diameter = 0.010 gal/ft 0.75-inch Diameter = 0.023 gal/ft 1-inch Diameter = 0.041 gal/ft 1.5-inch Diameter = 0.092 gal/ft 2-inch Diameter = 0.16 gal/ft	4-inch Diameter = 0.65 gal/ft 6-inch Diameter = 1.46 gal/ft 9-inch Diameter = 3.30 gal/ft 12-inch Diameter = 5.87 gal/ft 15-inch Diameter = 9.18 gal/ft

Indicator Data						
Volume Pumped	Before Purge	Volume 2 (2 gal)	Volume 3 (gal)	Volume 4	Volume 5	At Sampling
Temperature (C)	21.6	21.5				23.4
pH	7.61	7.65				7.62
Conductivity (µs)	1,999	2,018				1,840
Dissolved Oxygen (mg/L)	-	-				-
Dissolved Oxygen (%)	-	-				-
TDS (ppm)	1,001	1,011				882
Turbidity (NTU)	133	256				5.88

Depth to Water at End of Purge: 16.43	Drawdown: 10.29

Comments: Well Dewatered at 3 gallons. Dissolved Oxygen equipment failure.

Miscellaneous Data
Condition of Traffic Box: Good
Drum Identification Labeling: N/A
Water Level Indicator: Solinst Model 101
Weather Conditions: Clear
Comments:
Sampled Time: 23:20
Well Recovery Calculation Static Depth to Water in feet + (0.2) (maximum Drawdown in feet) = Depth to Water at 80% Recovery 6.14 + 0.2 * 10.29 = 8.198

Groundwater Sampling/Purging Data Sheet

Job No: 20-09665	**Event:** First Quarter 2021
Project/Location: Malibu CCWTF/Malibu, CA	**Date:** February 23, 2021
Observation Period **Start:** 10:00 **Stop:** 10:50	**Well Name:** MCWP-MW07D
Sampled By: Peter Doran	**Survey Reference Point:** TOC

Purging Data			
Type of Pump	Electric Submersible Pump	Pump Inlet Depth (ft)	125
Well Diameter (in)	2	Depth of Well (ft)	127.9
Initial/Static Depth to Water (ft)	8.48	Length of Water Column (ft)	119.42
Product Thickness (ft)	N/A	Volume Multiplier (gal/ft)	0.16
One Casing Volume (gal)	19.11	Three Casing Volumes (gal)	57.33
Purge Time Start	10:04	Purge Time Stop	10:44
Total Purge Time (min)	39	Purge Rate (gpm)	1.47
Purge Volume (gal)	57.5	Depth to Water (ft) at Sampling	9.1

Casing or Borehole Volume	
0.5-inch Diameter = 0.010 gal/ft 0.75-inch Diameter = 0.023 gal/ft 1-inch Diameter = 0.041 gal/ft 1.5-inch Diameter = 0.092 gal/ft 2-inch Diameter = 0.16 gal/ft	4-inch Diameter = 0.65 gal/ft 6-inch Diameter = 1.46 gal/ft 9-inch Diameter = 3.30 gal/ft 12-inch Diameter = 5.87 gal/ft 15-inch Diameter = 9.18 gal/ft

Indicator Data						
Volume Pumped	Before Purge	Volume 2 (19.5 gal)	Volume 3 (38.5 gal)	Volume 4	Volume 5	At Sampling
Temperature (C)	23.7	23.4	23.3	23.3		22
pH	7.41	7.44	7.45	7.47		7.31
Conductivity (µs)	2,244	2,238	2,225	2,222		293
Dissolved Oxygen (mg/L)	-	-	-	-		-
Dissolved Oxygen (%)	-	-	-	-		-
TDS (ppm)	1,110	1,110	1,109	1,109		140
Turbidity (NTU)	2.2	1.6	1.1	0.7		18.3

Depth to Water at End of Purge: 8.97	Drawdown: 0.49

Comments:

Miscellaneous Data
Condition of Traffic Box: Good
Drum Identification Labeling: N/A
Water Level Indicator: Solinst Model 101
Weather Conditions: Clear
Comments:
Sampled Time: 12:05
Well Recovery Calculation Static Depth to Water in feet + (0.2) (maximum Drawdown in feet) = Depth to Water at 80% Recovery 8.48 + 0.2 * 0.49 = 8.578

Groundwater Sampling/Purging Data Sheet

Job No: 20-09665	**Event:** First Quarter 2021
Project/Location: Malibu CCWTF/Malibu, CA	**Date:** February 23, 2021
Observation Period **Start:** 11:09 **Stop:** 11:40	**Well Name:** SMBRP-12
Sampled By: Peter Doran	**Survey Reference Point:** TOC

Purging Data			
Type of Pump	Electric Submersible Pump	Pump Inlet Depth (ft)	24
Well Diameter (in)	2	Depth of Well (ft)	24.7
Initial/Static Depth to Water (ft)	7.74	Length of Water Column (ft)	16.96
Product Thickness (ft)	N/A	Volume Multiplier (gal/ft)	0.16
One Casing Volume (gal)	2.71	Three Casing Volumes (gal)	8.13
Purge Time Start	11:25	Purge Time Stop	11:35
Total Purge Time (min)	10	Purge Rate (gpm)	0.85
Purge Volume (gal)	8.5	Depth to Water (ft) at Sampling	7.68

Casing or Borehole Volume	
0.5-inch Diameter = 0.010 gal/ft 0.75-inch Diameter = 0.023 gal/ft 1-inch Diameter = 0.041 gal/ft 1.5-inch Diameter = 0.092 gal/ft 2-inch Diameter = 0.16 gal/ft	4-inch Diameter = 0.65 gal/ft 6-inch Diameter = 1.46 gal/ft 9-inch Diameter = 3.30 gal/ft 12-inch Diameter = 5.87 gal/ft 15-inch Diameter = 9.18 gal/ft

Indicator Data						
Volume Pumped	Before Purge	Volume 2 (3 gal)	Volume 3 (6 gal)	Volume 4	Volume 5	At Sampling
Temperature (C)	21.4	21.6	21.5	21.5		26.4
pH	7.25	7.28	7.26	7.26		7.14
Conductivity (µs)	-	-	-	-		2,321
Dissolved Oxygen (mg/L)	-	-	-	-		-
Dissolved Oxygen (%)	-	-	-	-		-
TDS (ppm)	-	-	-	-		1,163
Turbidity (NTU)	74.9	47.6	19.4	14.1		24.9

Depth to Water at End of Purge: 7.96	Drawdown: 0.22

Comments: Dissolved Oxygen and conductivity equipment failure.

Miscellaneous Data
Condition of Traffic Box: Good
Drum Identification Labeling: N/A
Water Level Indicator: Solinst Model 101
Weather Conditions: Clear
Comments:
Sampled Time: 12:50
Well Recovery Calculation Static Depth to Water in feet + (0.2) (maximum Drawdown in feet) = Depth to Water at 80% Recovery 7.74 + 0.2 * 0.22 = 7.784

Groundwater Sampling/Purging Data Sheet

Job No: 20-09665	**Event:** First Quarter 2021
Project/Location: Malibu CCWTF/Malibu, CA	**Date:** February 23, 2021
Observation Period **Start:** 11:35 **Stop:** 12:00	**Well Name:** SMBRP-11
Sampled By: Peter Doran	**Survey Reference Point:** TOC

Purging Data			
Type of Pump	Electric Submersible Pump	Pump Inlet Depth (ft)	19.5
Well Diameter (in)	2	Depth of Well (ft)	20.05
Initial/Static Depth to Water (ft)	8.91	Length of Water Column (ft)	11.14
Product Thickness (ft)	N/A	Volume Multiplier (gal/ft)	0.16
One Casing Volume (gal)	1.78	Three Casing Volumes (gal)	5.34
Purge Time Start	11:45	Purge Time Stop	11:48
Total Purge Time (min)	2	Purge Rate (gpm)	1
Purge Volume (gal)	2	Depth to Water (ft) at Sampling	8.9

Casing or Borehole Volume	
0.5-inch Diameter = 0.010 gal/ft 0.75-inch Diameter = 0.023 gal/ft 1-inch Diameter = 0.041 gal/ft 1.5-inch Diameter = 0.092 gal/ft 2-inch Diameter = 0.16 gal/ft	4-inch Diameter = 0.65 gal/ft 6-inch Diameter = 1.46 gal/ft 9-inch Diameter = 3.30 gal/ft 12-inch Diameter = 5.87 gal/ft 15-inch Diameter = 9.18 gal/ft

Indicator Data						
Volume Pumped	Before Purge	Volume 2 (2 gal)	Volume 3 (gal)	Volume 4	Volume 5	At Sampling
Temperature (C)	21.9	21.9				23.8
pH	7.03	6.94				7.22
Conductivity (µs)	2,406	2,404				2,402
Dissolved Oxygen (mg/L)	3.35	2.75				-
Dissolved Oxygen (%)	38	31.3				-
TDS (ppm)	1,663	1,660				2,000
Turbidity (NTU)	489	462				4.09

Depth to Water at End of Purge: 19.72	Drawdown: 10.81

Comments:

Miscellaneous Data
Condition of Traffic Box: Good
Drum Identification Labeling: N/A
Water Level Indicator: Solinst Model 101
Weather Conditions: Clear
Comments:
Sampled Time: 11:45
Well Recovery Calculation Static Depth to Water in feet + (0.2) (maximum Drawdown in feet) = Depth to Water at 80% Recovery 8.91 + 0.2 * 10.81 = 11.072

Groundwater Sampling/Purging Data Sheet

Job No: 20-09665	**Event:** First Quarter 2021
Project/Location: Malibu CCWTF/Malibu, CA	**Date:** February 23, 2021
Observation Period **Start:** 10:18 **Stop:** 10:35	**Well Name:** MCWP-MW04S
Sampled By: Peter Doran	**Survey Reference Point:** TOC

Purging Data			
Type of Pump	Electric Submersible Pump	Pump Inlet Depth (ft)	20
Well Diameter (in)	4	Depth of Well (ft)	20.5
Initial/Static Depth to Water (ft)	6.76	Length of Water Column (ft)	13.74
Product Thickness (ft)	N/A	Volume Multiplier (gal/ft)	0.65
One Casing Volume (gal)	8.93	Three Casing Volumes (gal)	26.79
Purge Time Start	10:20	Purge Time Stop	10:30
Total Purge Time (min)	10	Purge Rate (gpm)	2
Purge Volume (gal)	20	Depth to Water (ft) at Sampling	8.21

Casing or Borehole Volume	
0.5-inch Diameter = 0.010 gal/ft 0.75-inch Diameter = 0.023 gal/ft 1-inch Diameter = 0.041 gal/ft 1.5-inch Diameter = 0.092 gal/ft 2-inch Diameter = 0.16 gal/ft	4-inch Diameter = 0.65 gal/ft 6-inch Diameter = 1.46 gal/ft 9-inch Diameter = 3.30 gal/ft 12-inch Diameter = 5.87 gal/ft 15-inch Diameter = 9.18 gal/ft

Indicator Data						
Volume Pumped	Before Purge	Volume 2 (9 gal)	Volume 3 (18 gal)	Volume 4	Volume 5	At Sampling
Temperature (C)	23.2	22.8	22.3			20.7
pH	7.18	7.28	7.4			7.42
Conductivity (µs)	7,194	6,232	5,452			3,999
Dissolved Oxygen (mg/L)	3.01	3.39	5.61			-
Dissolved Oxygen (%)	35.3	39.9	65.7			-
TDS (ppm)	4,833	4,230	3,737			2,000
Turbidity (NTU)	4	0.6	0.25			3.86

Depth to Water at End of Purge: 20.15	Drawdown: 13.39

Comments: Well dewatered at 20 gallons. Dissolved Oxygen equipment failure.

Miscellaneous Data
Condition of Traffic Box: Good
Drum Identification Labeling: N/A
Water Level Indicator: Solinst Model 101
Weather Conditions: Clear
Comments:
Sampled Time: 09:30
Well Recovery Calculation Static Depth to Water in feet + (0.2) (maximum Drawdown in feet) = Depth to Water at 80% Recovery 6.76 + 0.2 * 13.39 = 9.438

Groundwater Sampling/Purging Data Sheet

Job No: 20-09665	**Event:** First Quarter 2021
Project/Location: Malibu CCWTF/Malibu, CA	**Date:** February 23, 2021
Observation Period **Start:** 11:10 **Stop:** 11:30	**Well Name:** MBCMW-9
Sampled By: Peter Doran	**Survey Reference Point:** TOC

Purging Data			
Type of Pump	Electric Submersible Pump	Pump Inlet Depth (ft)	9.25
Well Diameter (in)	2	Depth of Well (ft)	9.35
Initial/Static Depth to Water (ft)	8.03	Length of Water Column (ft)	1.32
Product Thickness (ft)	N/A	Volume Multiplier (gal/ft)	0.16
One Casing Volume (gal)	0.21	Three Casing Volumes (gal)	0.63
Purge Time Start	11:15	Purge Time Stop	11:18
Total Purge Time (min)	2	Purge Rate (gpm)	0.13
Purge Volume (gal)	0.25	Depth to Water (ft) at Sampling	8.01

Casing or Borehole Volume	
0.5-inch Diameter = 0.010 gal/ft 0.75-inch Diameter = 0.023 gal/ft 1-inch Diameter = 0.041 gal/ft 1.5-inch Diameter = 0.092 gal/ft 2-inch Diameter = 0.16 gal/ft	4-inch Diameter = 0.65 gal/ft 6-inch Diameter = 1.46 gal/ft 9-inch Diameter = 3.30 gal/ft 12-inch Diameter = 5.87 gal/ft 15-inch Diameter = 9.18 gal/ft

Indicator Data						
Volume Pumped	Before Purge	Volume 2 (0.25 gal)	Volume 3 (gal)	Volume 4	Volume 5	At Sampling
Temperature (C)	22.5	22.5				21.4
pH	7.11	7.08				7.18
Conductivity (µs)	5,524	5,492				3,999
Dissolved Oxygen (mg/L)	6.21	6.15				-
Dissolved Oxygen (%)	73	72.8				-
TDS (ppm)	3,771	3,786				3,786
Turbidity (NTU)	109	367				367

Depth to Water at End of Purge: 9.25	Drawdown: 1.22

Comments: Well dewatered at 0.25 gallons. Dissolved Oxygen equipment failure at sampling.

Miscellaneous Data
Condition of Traffic Box: Good
Drum Identification Labeling: N/A
Water Level Indicator: Solinst Model 101
Weather Conditions: Clear
Comments:
Sampled Time: 10:45
Well Recovery Calculation Static Depth to Water in feet + (0.2) (maximum Drawdown in feet) = Depth to Water at 80% Recovery 8.03 + 0.2 * 1.22 = 8.274

Groundwater Sampling/Purging Data Sheet

Job No: 20-09665	**Event:** First Quarter 2021
Project/Location: Malibu CCWTF/Malibu, CA	**Date:** February 23, 2021
Observation Period **Start:** 10:40 **Stop:** 11:00	**Well Name:** SMBRP-7B
Sampled By: Peter Doran	**Survey Reference Point:** TOC

Purging Data			
Type of Pump	Electric Submersible Pump	Pump Inlet Depth (ft)	24.5
Well Diameter (in)	2	Depth of Well (ft)	25.06
Initial/Static Depth to Water (ft)	11.38	Length of Water Column (ft)	13.68
Product Thickness (ft)	N/A	Volume Multiplier (gal/ft)	0.16
One Casing Volume (gal)	2.19	Three Casing Volumes (gal)	6.57
Purge Time Start	10:45	Purge Time Stop	10:55
Total Purge Time (min)	10	Purge Rate (gpm)	0.7
Purge Volume (gal)	7	Depth to Water (ft) at Sampling	11.35

Casing or Borehole Volume	
0.5-inch Diameter = 0.010 gal/ft 0.75-inch Diameter = 0.023 gal/ft 1-inch Diameter = 0.041 gal/ft 1.5-inch Diameter = 0.092 gal/ft 2-inch Diameter = 0.16 gal/ft	4-inch Diameter = 0.65 gal/ft 6-inch Diameter = 1.46 gal/ft 9-inch Diameter = 3.30 gal/ft 12-inch Diameter = 5.87 gal/ft 15-inch Diameter = 9.18 gal/ft

Indicator Data						
Volume Pumped	Before Purge	Volume 2 (2.5 gal)	Volume 3 (4.5 gal)	Volume 4	Volume 5	At Sampling
Temperature (C)	23.2	22	21.5	21.5		21.7
pH	7.27	7.13	7.08	6.97		7.44
Conductivity (µs)	3,231	2,481	2,383	2,345		1,747
Dissolved Oxygen (mg/L)	2.88	2.64	1.93	1.7		-
Dissolved Oxygen (%)	33.4	30	21.4	19.3		-
TDS (ppm)	2,163	1,710	1,103	1,634		876
Turbidity (NTU)	687	170	19.3	14.6		1.14

Depth to Water at End of Purge: 24.12	Drawdown: 12.74

Comments: Dissolved Oxygen equipment failure at sampling.

Miscellaneous Data
Condition of Traffic Box: Good
Drum Identification Labeling: N/A
Water Level Indicator: Solinst Model 101
Weather Conditions: Clear
Comments:
Sampled Time: 10:15
Well Recovery Calculation Static Depth to Water in feet + (0.2) (maximum Drawdown in feet) = Depth to Water at 80% Recovery 11.38 + 0.2 * 12.74 = 13.928

Groundwater Sampling/Purging Data Sheet

Job No: 20-09665	**Event:** First Quarter 2021
Project/Location: Malibu CCWTF/Malibu, CA	**Date:** February 23, 2021
Observation Period **Start:** 21:15 **Stop:** 10:10	**Well Name:** LAMW-5S
Sampled By: Peter Doran	**Survey Reference Point:** TOC

Purging Data			
Type of Pump	Electric Submersible Pump	Pump Inlet Depth (ft)	72
Well Diameter (in)	4	Depth of Well (ft)	74.11
Initial/Static Depth to Water (ft)	57.36	Length of Water Column (ft)	16.75
Product Thickness (ft)	N/A	Volume Multiplier (gal/ft)	0.65
One Casing Volume (gal)	10.89	Three Casing Volumes (gal)	32.67
Purge Time Start	09:18	Purge Time Stop	10:00
Total Purge Time (min)	42	Purge Rate (gpm)	0.6
Purge Volume (gal)	25	Depth to Water (ft) at Sampling	57.45

Casing or Borehole Volume	
0.5-inch Diameter = 0.010 gal/ft 0.75-inch Diameter = 0.023 gal/ft 1-inch Diameter = 0.041 gal/ft 1.5-inch Diameter = 0.092 gal/ft 2-inch Diameter = 0.16 gal/ft	4-inch Diameter = 0.65 gal/ft 6-inch Diameter = 1.46 gal/ft 9-inch Diameter = 3.30 gal/ft 12-inch Diameter = 5.87 gal/ft 15-inch Diameter = 9.18 gal/ft

Indicator Data						
Volume Pumped	Before Purge	Volume 2 (11 gal)	Volume 3 (22 gal)	Volume 4	Volume 5	At Sampling
Temperature (C)	21.8	22.1	22.2			20.9
pH	6.52	6.79	6.83			6.94
Conductivity (µs)	806	852	861			1,189
Dissolved Oxygen (mg/L)	4.64	3.06	2.95			-
Dissolved Oxygen (%)	52.3	36.2	33.6			-
TDS (ppm)	559	590	593			591
Turbidity (NTU)	20.6	17.4	1.2			10.2

Depth to Water at End of Purge: 72.06	Drawdown: 14.7

Comments: Well dewatered at 25 gallons. Dissolved Oxygen equipment failure at sampling.

Miscellaneous Data
Condition of Traffic Box: Good
Drum Identification Labeling: N/A
Water Level Indicator: Solinst Model 101
Weather Conditions: Clear
Comments:
Sampled Time: 09:15
Well Recovery Calculation Static Depth to Water in feet + (0.2) (maximum Drawdown in feet) = Depth to Water at 80% Recovery 57.36 + 0.2 * 14.7 = 60.3

Surface Water Sampling

Job No: 20-09665	**Event:** First Quarter 2021
Project: Malibu CCWTF	**Date:** February 26, 2021
Location: Malibu, CA	**Sampled By:** Jaime McClain

CONDITIONS

Weather: Clear	**Wind:** Calm
Estuary Berm: Open	

DAILY TIDES

LOW	Time: 15:09	Feet: -1.2	**HIGH**	Time: 08:15	Feet: 6.1

VISUAL OBSERVATIONS

Location	Time	Sea State	Water Clarity	Water Color	Odors	Floatables	Birds/Wildlife (Type, # On Land, # In Water)
N-001	11:55	Calm	Clear	Clear	None	None	N/A, 0, 0
N-002	12:05	Calm	Clear	Clear	None	None	Sanderling, 11, 0
N-003	11:40	Calm	Clear	Clear	None	None	N/A, 0, 0
N-004	10:10	Calm	Clear	Clear	None	None	N/A, 0, 0
L-001	10:35	Calm	Clear	Clear	None	None	Mallard, 0, 18
L-002	12:45	Calm	Clear	Brown	None	None	Surf scooter, 0, 6 Bufflehead, 0, 1
L-003	10:55	Calm	Clear	Clear	None	None	Heron, 0, 1 Mallard, 0, 9
L-004	11:10	Calm	Clear	Clear	None	None	Cormorant, 25, 10 Pelican, 40, 8 Surf scooter, 0, 21 Gull, 1, 4 Mallard, 0, 15
L-005	11:35	Calm	Clear	Clear	None	None	Snowy egret, 0, 5
L-006	12:25	Calm	Cloudy	Brown	None	None	Mallard, 0, 5

Depth to Groundwater Measurements

Job No:	20-09665	**Event:**	April Monthly
Project:	Malibu CCWTF	**Date:**	April 30, 2021
Location:	Malibu, CA	**Measured By:**	Michelle Carter

Well ID	Total Well Depth (ft bTOC)		Well Diameter (in)	Depth to Water (ft bTOC)	Time	Notes/ Well Condition
	Historical	Measured				
C-1	14.50		N/A	4.67	11:21	Missing bolt
C-2	14.20		2	4.46	11:26	Missing bolt
CCPE	52.70		2	6.05	00:09	Lid does not fit properly.
CCPNE	24.10		2	6.8	00:03	Missing bolt
CCPSW	19.90		2	6.78	00:15	Missing bolts
CCW-4	12.30		1	6.53	13:44	
GH6-M1	35.20		2	28.75	14:02	
GH8-M3	40.21		2	28.1	14:05	
GH9-M4	44.29	-	2	N/A	-	Well has been buried
Lagoon	N/A	-	N/A	N/A	-	Well has been removed
LAMW-5S	73.43		4	58.1	14:17	
M6-1	45.30		2	6.95	14:09	
M6-2	19.40		2	5.72	14:10	
M7-1	39.35		2	8.53	13:57	
M7-2	19.60		2	7.9	13:58	
MBCMW-5	19.40		2	N/A	14:00	Dry
MBCMW-6	64.26	-	N/A	N/A	-	Well has been removed
MBCMW-7	52.15		2	11.3	12:49	
MBCMW-8	11.95		2	8.7	12:50	
MBCMW-9	9.25		2	8.34	13:40	Missing bolts
MBCMW-10	51.75		2	8.73	13:41	Missing bolts
MCWP-MW01	152.88		6	10.5	12:39	Missing bolts
MCWP-MW02	148.20		6	11.2	00:23	Missing bolts
MCWP-MW03	136.65		6	8.5	10:36	Missing bolts
MCWP-MW04D	149.20		4	9.7	12:34	
MCWP-MW04S	20.45		4	6.95	00:32	Missing bolts
MCWP-MW05	154.40		4	7.87	13:48	Missing bolt
MCWP-MW06	138.15		2	10.11	12:22	Missing bolts
MCWP-MW07D	129.60		2	8.33	10:35	Missing bolts
MCWP-MW07S	17.22		2	5.88	10:34	Missing bolt
MCWP-MW08	79.38		2	7.8	10:56	
MCWP-MW09	89.60		2	6.4	10:50	Missing bolt
MCWP-MW10	22.23		2	6.1	11:19	
P-4	14.57		4	5.41	12:17	Missing bolts
P-9	13.90		4	5.49	12:18	Missing bolts, landscaping material in well box
SMBRP-2	24.88		2	6.45	11:49	Missing bolt
SMBRP-6	23.45		2	15.86	11:58	Missing bolt
SMBRP-7B	25.13		2	12.21	13:53	
SMBRP-8 (EC-RC-MW01)	40.46		4	28.02	11:27	
SMBRP-9	45.40		2	37.37	11:28	
SMBRP-10C	25.00		N/A	N/A	-	Removed
SMBRP-11	20.38		2	8.4	10:45	Missing bolt
SMBRP-12	24.88		2	7.16	10:52	
SMBRP-13	19.48		2	8.12	10:58	
SMBRP-15b	16.77	-	1	N/A	-	Dry
SMBRP-16	25.00		2	4.8	12:51	Missing bolts

Depth to Groundwater Measurements

Job No:	20-09665	**Event:**	May Monthly
Project:	Malibu CCWTF	**Date:**	May 17, 2021
Location:	Malibu, CA	**Measured By:**	Michelle Carter

Well ID	**Total Well Depth** (ft bTOC)		**Well Diameter** (in)	**Depth to Water** (ft bTOC)	**Time**	**Notes/ Well Condition**
	Historical	Measured				
C-1	14.50		N/A	4.7	10:59	
C-2	14.20		2	4.52	11:02	
CCPE	52.70		2	5.72	12:13	
CCPNE	24.10		2	6.5	12:10	Missing Bolts
CCPSW	19.90		2	6.37	12:30	Missing bolts
CCW-4	12.30		1	6.72	11:20	
GH6-M1	35.20		2	28.81	10:55	
GH8-M3	40.21		2	28.12	10:52	
GH9-M4	44.29	-	2	N/A	-	Well has been buried
Lagoon	N/A	-	N/A	N/A	-	Well has been removed
LAMW-5S	73.43		4	58.27	10:00	
M6-1	45.30		2	6.75	10:40	
M6-2	19.40		2	5.94	10:42	
M7-1	39.35		2	8.57	10:45	
M7-2	19.60		2	8.18	10:45	
MBCMW-5	19.40	18.26	N/A		11:25	Dry
MBCMW-6	64.26	-	N/A	N/A	-	Well has been removed
MBCMW-7	52.15		2	11.38	11:12	
MBCMW-8	11.95		2	8.92	11:13	
MBCMW-9	9.25		2	8.58	12:58	
MBCMW-10	51.75		2	8.69	12:59	
MCWP-MW01	152.88		6	10.49	11:40	
MCWP-MW02	148.20		6	10.82	12:37	
MCWP-MW03	136.65		6	8.6	09:52	Missing both bolts
MCWP-MW04D	149.20	145.18	4	9.6	11:45	
MCWP-MW04S	20.45	20.27	4	7.26	11:50	
MCWP-MW05	154.40	152.15	4	7.83	11:57	Missing Bolt, Logger temporarily deployed at 1158 am
MCWP-MW06	138.15		2	9.97	12:36	
MCWP-MW07D	129.60		2	8.44	09:49	Missing both bolts
MCWP-MW07S	17.22		2	5.9	09:45	Missing Bolt
MCWP-MW08	79.38		2	9.63	10:24	
MCWP-MW09	89.60	89.15	2	6.23	10:14	
MCWP-MW10	22.23		2	5.8	10:50	
P-4	14.57		4	5.02	12:25	
P-9	13.90		4	5.42	12:25	
SMBRP-2	24.88		2	6.02	11:22	Vault flooded
SMBRP-6	23.45		2	16.15	11:32	
SMBRP-7B	25.13		2	12.54	11:45	
SMBRP-8 (EC-RC-MW01)	40.46		4	28.15	10:26	DTW taken on 5/19/21. Parked over on 5/17/21.
SMBRP-9	45.40		2	37.5	10:15	
SMBRP-10C	25.00		N/A	N/A	-	Well has been removed
SMBRP-11	20.38		2	8.35	09:59	Missing one bolt
SMBRP-12	24.88	24.56	2	7.18	10:10	
SMBRP-13	19.48	9.42	2	8.1	10:23	Logger temporarily deployed at 1037am
SMBRP-15b	16.77		1	N/A	-	Dry
SMBRP-16	25.00		2	5.05	11:15	

Depth to Groundwater Measurements

Job No:	20-09665	**Event:**	June Monthly
Project:	Malibu CCWTF	**Date:**	June 9, 2021
Location:	Malibu, CA	**Measured By:**	Peter Doran

Well ID	Total Well Depth (ft bTOC)		Well Diameter (in)	Depth to Water (ft bTOC)	Time	Notes/ Well Condition
	Historical	Measured				
C-1	14.50		N/A	466	11:37	4inch well
C-2	14.20		2	4.44	11:38	4 in
CCPE	52.70		2	5.45	10:57	
CCPNE	24.10		2	6.2	11:00	
CCPSW	19.90		2	6.13	11:08	
CCW-4	12.30		1	7.04	10:02	
GH6-M1	35.20		2	28.92	13:27	
GH8-M3	40.21		2	28.24	13:23	
GH9-M4	44.29	-	2	N/A	-	Well has been buried
Lagoon	N/A	-	N/A	N/A	-	Well has been removed
LAMW-5S	73.43		4	58.8	09:25	
M6-1	45.30		2	6.83	12:52	
M6-2	19.40		2	6.1	12:52	
M7-1	39.35		2	7.82	12:58	
M7-2	19.60		2	8.47	12:59	
MBCMW-5	19.40	18.2	N/A		13:04	Dry
MBCMW-6	64.26	-	N/A	N/A	-	Well has been removed
MBCMW-7	52.15		2	11.46	09:50	
MBCMW-8	11.95		2	9.27	09:51	
MBCMW-9	9.25		2	8.86	10:09	Shallow
MBCMW-10	51.75		2	8.56	10:10	
MCWP-MW01	152.88		6	10.31	12:59	
MCWP-MW02	148.20		6	10.35	11:53	
MCWP-MW03	136.65		6	7.86	12:13	
MCWP-MW04S	20.45		4	7.57	12:02	
MCWP-MW04D	149.20		4	9.47	12:01	
MCWP-MW05	154.40		4	7.62	10:19	
MCWP-MW06	138.15		2	9.9	11:52	
MCWP-MW07S	17.22		2	5.91	12:16	
MCWP-MW07D	129.60		2	7.72	12:14	
MCWP-MW08	79.38		2	7.5	12:36	
MCWP-MW09	89.60		2	5.91	12:28	
MCWP-MW10	22.23		2	5.54	11:39	
P-4	14.57		4	4.43	10:47	
P-9	13.90		4	4.75	10:52	
SMBRP-2	24.88		2	5.73	10:41	
SMBRP-6	23.45		2	16.87	10:30	
SMBRP-7B	25.13		2	12.78	10:19	
SMBRP-8 (EC-RC-MW01)	40.46		4	28.22	09:39	
SMBRP-9	45.40		2	37.62	09:35	
SMBRP-12	24.88		2	6.91	12:28	
SMBRP-13	19.48		2	8.29	12:36	
SMBRP-16	25.00		2	5.38	09:56	
SMBRP-11	20.38		2	8.41	12:20	

Groundwater Sampling/Purging Data Sheet

Job No: 20-09665	**Event:** Second Quarter
Project/Location: Malibu CCWTF/Malibu, CA	**Date:** May 19, 2021
Observation Period **Start:** 09:10 **Stop:** 10:10	**Well Name:** SMBRP-9
Sampled By: Peter Doran	**Survey Reference Point:** TOC

Purging Data			
Type of Pump	Electric Submersible Pump	Pump Inlet Depth (ft)	43
Well Diameter (in)	2	Depth of Well (ft)	44.88
Initial/Static Depth to Water (ft)	37.46	Length of Water Column (ft)	7.42
Product Thickness (ft)	N/A	Volume Multiplier (gal/ft)	0.16
One Casing Volume (gal)	1.19	Three Casing Volumes (gal)	3.57
Purge Time Start	09:15	Purge Time Stop	09:25
Total Purge Time (min)	10	Purge Rate (gpm)	0.36
Purge Volume (gal)	3.57	Depth to Water (ft) at Sampling	38.15

Casing or Borehole Volume	
0.5-inch Diameter = 0.010 gal/ft 0.75-inch Diameter = 0.023 gal/ft 1-inch Diameter = 0.041 gal/ft 1.5-inch Diameter = 0.092 gal/ft 2-inch Diameter = 0.16 gal/ft	4-inch Diameter = 0.65 gal/ft 6-inch Diameter = 1.46 gal/ft 9-inch Diameter = 3.30 gal/ft 12-inch Diameter = 5.87 gal/ft 15-inch Diameter = 9.18 gal/ft

Indicator Data						
Volume Pumped	Before Purge	Volume 2 (1.5 gal)	Volume 3 (3 gal)	Volume 4 (3.57 gal)	Volume 5	At Sampling
Temperature (C)	21.3	22.3	22.7	22.8		22.4
pH	6.98	6.99	6.99	6.99		7.1
Conductivity (µs)	2,101	2,206	2,263	2,256		2,311
Dissolved Oxygen (mg/L)	2.55	2.3	2.01	1.7		3.53
Dissolved Oxygen (%)	28.4	26.1	22.9	19.5		40.9
TDS (ppm)	1,476	1,508	1,537	1,531		1,502
Turbidity (NTU)	8,800	26.3	7.62	12.2		37.99

Depth to Water at End of Purge: 41.5	Drawdown: 4.04

Comments:

Miscellaneous Data
Condition of Traffic Box: Good
Drum Identification Labeling: N/A
Water Level Indicator: Solinst Model 101
Weather Conditions: Overcast
Comments:
Sampled Time: 09:45
Well Recovery Calculation Static Depth to Water in feet + (0.2) (maximum Drawdown in feet) = Depth to Water at 80% Recovery 37.46 + 0.2 * 4.04 = 38.268

Groundwater Sampling/Purging Data Sheet

Job No: 20-09665	**Event:** Second Quarter
Project/Location: Malibu CCWTF/Malibu, CA	**Date:** May 19, 2021
Observation Period **Start:** 09:55 **Stop:** 12:45	**Well Name:** MCWP-MW04D
Sampled By: Peter Doran	**Survey Reference Point:** TOC

Purging Data			
Type of Pump	Electric Submersible Pump	Pump Inlet Depth (ft)	140
Well Diameter (in)	4	Depth of Well (ft)	145.18
Initial/Static Depth to Water (ft)	9.87	Length of Water Column (ft)	135.31
Product Thickness (ft)	N/A	Volume Multiplier (gal/ft)	0.65
One Casing Volume (gal)	87.95	Three Casing Volumes (gal)	263.85
Purge Time Start	09:55	Purge Time Stop	12:20
Total Purge Time (min)	145	Purge Rate (gpm)	1.8
Purge Volume (gal)	264	Depth to Water (ft) at Sampling	9.94

Casing or Borehole Volume	
0.5-inch Diameter = 0.010 gal/ft 0.75-inch Diameter = 0.023 gal/ft 1-inch Diameter = 0.041 gal/ft 1.5-inch Diameter = 0.092 gal/ft 2-inch Diameter = 0.16 gal/ft	4-inch Diameter = 0.65 gal/ft 6-inch Diameter = 1.46 gal/ft 9-inch Diameter = 3.30 gal/ft 12-inch Diameter = 5.87 gal/ft 15-inch Diameter = 9.18 gal/ft

Indicator Data						
Volume Pumped	Before Purge	Volume 2 (88 gal)	Volume 3 (176 gal)	Volume 4 (263.85 gal)	Volume 5	At Sampling
Temperature (C)	21.3	19.6	19.8	19.9		19.9
pH	7.16	6.99	6.99	6.99		6.99
Conductivity (µs)	2,268	2,231	2,231	2,233		2,232
Dissolved Oxygen (mg/L)	4	0.04	0.1	0.11		0.11
Dissolved Oxygen (%)	45.8	0.5	1.1	1.2		1.2
TDS (ppm)	1,574	1,616	1,610	1,610		1,607
Turbidity (NTU)	2.85	0.85	0.65	0.93		0.8

Depth to Water at End of Purge: 10.22	Drawdown: 0.35

Comments:

Miscellaneous Data
Condition of Traffic Box: Good
Drum Identification Labeling: N/A
Water Level Indicator: Solinst Model 101
Weather Conditions: Overcast
Comments:
Sampled Time: 12:30
Well Recovery Calculation Static Depth to Water in feet + (0.2) (maximum Drawdown in feet) = Depth to Water at 80% Recovery 9.87 + 0.2 * 0.35 = 9.94

Groundwater Sampling/Purging Data Sheet

Job No: 20-09665	**Event:** Second Quarter
Project/Location: Malibu CCWTF/Malibu, CA	**Date:** May 18, 2021
Observation Period **Start:** 11:25 **Stop:** 12:30	**Well Name:** MCWP-MW09
Sampled By: Peter Doran	**Survey Reference Point:** TOC

Purging Data			
Type of Pump	Electric Submersible Pump	Pump Inlet Depth (ft)	87
Well Diameter (in)	2	Depth of Well (ft)	89.05
Initial/Static Depth to Water (ft)	6.25	Length of Water Column (ft)	82.8
Product Thickness (ft)	N/A	Volume Multiplier (gal/ft)	0.16
One Casing Volume (gal)	13.25	Three Casing Volumes (gal)	39.75
Purge Time Start	11:33	Purge Time Stop	12:13
Total Purge Time (min)	40	Purge Rate (gpm)	1.0
Purge Volume (gal)	40.0	Depth to Water (ft) at Sampling	6.25

Casing or Borehole Volume	
0.5-inch Diameter = 0.010 gal/ft 0.75-inch Diameter = 0.023 gal/ft 1-inch Diameter = 0.041 gal/ft 1.5-inch Diameter = 0.092 gal/ft 2-inch Diameter = 0.16 gal/ft	4-inch Diameter = 0.65 gal/ft 6-inch Diameter = 1.46 gal/ft 9-inch Diameter = 3.30 gal/ft 12-inch Diameter = 5.87 gal/ft 15-inch Diameter = 9.18 gal/ft

Indicator Data						
Volume Pumped	Before Purge	Volume 2 (13.5 gal)	Volume 3 (26.5 gal)	Volume 4 (39.75 gal)	Volume 5	At Sampling
Temperature (C)	21.4	21.4	21.4	21.4		21.4
pH	7	7	7.01	7.01		7.01
Conductivity (µs)	4,146	4,131	4,117	4,115		4,119
Dissolved Oxygen (mg/L)	0.03	0.06	0.06	0.09		0.09
Dissolved Oxygen (%)	0.3	0.7	0.7	1		1
TDS (ppm)	2,893	2,884	2,881	2,880		2,871
Turbidity (NTU)	1.44	2.11	2.45	1.07		1.48

Depth to Water at End of Purge: 6.25	Drawdown: 0

Comments:

Miscellaneous Data
Condition of Traffic Box: Missing bolt
Drum Identification Labeling: N/A
Water Level Indicator: Solinst Model 101
Weather Conditions: Partly cloudy
Comments:
Sampled Time: 12:15
Well Recovery Calculation Static Depth to Water in feet + (0.2) (maximum Drawdown in feet) = Depth to Water at 80% Recovery 6.25 + 0.2 * 0 = 6.25

Groundwater Sampling/Purging Data Sheet

Job No: 20-09665	**Event:** Second Quarter
Project/Location: Malibu CCWTF/Malibu, CA	**Date:** May 18, 2021
Observation Period **Start:** 11:15 **Stop:** 12:00	**Well Name:** SMBRP-12
Sampled By: Peter Doran	**Survey Reference Point:** TOC

Purging Data			
Type of Pump	Electric Submersible Pump	Pump Inlet Depth (ft)	24
Well Diameter (in)	2	Depth of Well (ft)	24.68
Initial/Static Depth to Water (ft)	7.22	Length of Water Column (ft)	17.46
Product Thickness (ft)	N/A	Volume Multiplier (gal/ft)	0.16
One Casing Volume (gal)	2.79	Three Casing Volumes (gal)	8.37
Purge Time Start	11:20	Purge Time Stop	11:35
Total Purge Time (min)	14	Purge Rate (gpm)	0.6
Purge Volume (gal)	8.37	Depth to Water (ft) at Sampling	7.25

Casing or Borehole Volume	
0.5-inch Diameter = 0.010 gal/ft 0.75-inch Diameter = 0.023 gal/ft 1-inch Diameter = 0.041 gal/ft 1.5-inch Diameter = 0.092 gal/ft 2-inch Diameter = 0.16 gal/ft	4-inch Diameter = 0.65 gal/ft 6-inch Diameter = 1.46 gal/ft 9-inch Diameter = 3.30 gal/ft 12-inch Diameter = 5.87 gal/ft 15-inch Diameter = 9.18 gal/ft

Indicator Data						
Volume Pumped	Before Purge	Volume 2 (3 gal)	Volume 3 (6 gal)	Volume 4 (8.5 gal)	Volume 5	At Sampling
Temperature (C)	22.1	22.3	22.8	22.9		23.3
pH	6.87	6.83	6.84	6.84		6.92
Conductivity (µs)	4,136	4,285	4,333	4,315		3,564
Dissolved Oxygen (mg/L)	2.37	2.31	302	2.2		3.19
Dissolved Oxygen (%)	27.8	26.2	35.1	25.8		37.7
TDS (ppm)	2,856	2,938	2,942	2,925		2,393
Turbidity (NTU)	2,006	12.37	4.58	6.98		19.4

Depth to Water at End of Purge: 7.25	Drawdown: 0.03

Comments:

Miscellaneous Data
Condition of Traffic Box: Good
Drum Identification Labeling: N/A
Water Level Indicator: Solinst Model 101
Weather Conditions: Partly Cloudy
Comments:
Sampled Time: 11:45
Well Recovery Calculation Static Depth to Water in feet + (0.2) (maximum Drawdown in feet) = Depth to Water at 80% Recovery 7.22 + 0.2 * 0.03 = 7.226

Groundwater Sampling/Purging Data Sheet

Job No: 20-09665	**Event:** Second Quarter
Project/Location: Malibu CCWTF/Malibu, CA	**Date:** May 18, 2021
Observation Period **Start:** 09:40 **Stop:** 11:05	**Well Name:** MCWP-MW07D
Sampled By: Peter Doran	**Survey Reference Point:** TOC

Purging Data			
Type of Pump	Electric Submersible Pump	Pump Inlet Depth (ft)	122
Well Diameter (in)	2	Depth of Well (ft)	127.93
Initial/Static Depth to Water (ft)	8.4	Length of Water Column (ft)	119.53
Product Thickness (ft)	N/A	Volume Multiplier (gal/ft)	0.16
One Casing Volume (gal)	19.12	Three Casing Volumes (gal)	57.36
Purge Time Start	09:52	Purge Time Stop	10:42
Total Purge Time (min)	50	Purge Rate (gpm)	1.2
Purge Volume (gal)	57.5	Depth to Water (ft) at Sampling	8.4

Casing or Borehole Volume	
0.5-inch Diameter = 0.010 gal/ft 0.75-inch Diameter = 0.023 gal/ft 1-inch Diameter = 0.041 gal/ft 1.5-inch Diameter = 0.092 gal/ft 2-inch Diameter = 0.16 gal/ft	4-inch Diameter = 0.65 gal/ft 6-inch Diameter = 1.46 gal/ft 9-inch Diameter = 3.30 gal/ft 12-inch Diameter = 5.87 gal/ft 15-inch Diameter = 9.18 gal/ft

Indicator Data						
Volume Pumped	Before Purge	Volume 2 (19.5 gal)	Volume 3 (38 gal)	Volume 4 (57.36 gal)	Volume 5	At Sampling
Temperature (C)	21.2	21.6	21.7	21.8		21.7
pH	7.05	7.02	7.02	7.04		7
Conductivity (µs)	2,036	2,166	2,131	2,114		2,159
Dissolved Oxygen (mg/L)	0.17	0.02	0.06	0.08		0.06
Dissolved Oxygen (%)	2	2	0.7	0.9		0.7
TDS (ppm)	1,431	1,505	1,486	1,460		1,487
Turbidity (NTU)	7.06	2.68	1.59	1.46		1.99

Depth to Water at End of Purge: 8.4	Drawdown: 0

Comments:

Miscellaneous Data
Condition of Traffic Box: Missing Bolts
Drum Identification Labeling: N/A
Water Level Indicator: Solinst Model 101
Weather Conditions: Partly cloudy
Comments:
Sampled Time: 10:50
Well Recovery Calculation Static Depth to Water in feet + (0.2) (maximum Drawdown in feet) = Depth to Water at 80% Recovery 8.4 + 0.2 * 0 = 8.4

Groundwater Sampling/Purging Data Sheet

Job No: 20-09665	**Event:** Second Quarter
Project/Location: Malibu CCWTF/Malibu, CA	**Date:** May 18, 2021
Observation Period **Start:** 11:50 **Stop:** 13:00	**Well Name:** MCWP-MW04S
Sampled By: Peter Doran	**Survey Reference Point:** TOC

Purging Data			
Type of Pump	Electric Submersible Pump	Pump Inlet Depth (ft)	19
Well Diameter (in)	4	Depth of Well (ft)	20.27
Initial/Static Depth to Water (ft)	7.23	Length of Water Column (ft)	13.04
Product Thickness (ft)	N/A	Volume Multiplier (gal/ft)	0.65
One Casing Volume (gal)	8.48	Three Casing Volumes (gal)	25.44
Purge Time Start	11:50	Purge Time Stop	12:06
Total Purge Time (min)	16	Purge Rate (gpm)	0.5
Purge Volume (gal)	13.0	Depth to Water (ft) at Sampling	10.55 *

Casing or Borehole Volume	
0.5-inch Diameter = 0.010 gal/ft 0.75-inch Diameter = 0.023 gal/ft 1-inch Diameter = 0.041 gal/ft 1.5-inch Diameter = 0.092 gal/ft 2-inch Diameter = 0.16 gal/ft	4-inch Diameter = 0.65 gal/ft 6-inch Diameter = 1.46 gal/ft 9-inch Diameter = 3.30 gal/ft 12-inch Diameter = 5.87 gal/ft 15-inch Diameter = 9.18 gal/ft

Indicator Data						
Volume Pumped	Before Purge	Volume 2 (8.5 gal)	Volume 3 (13 gal)	Volume 4	Volume 5	At Sampling
Temperature (C)	21.6	21.6				21.9
pH	7.29	7.25				7.25
Conductivity (µs)	9,764	7,420				6,412
Dissolved Oxygen (mg/L)	0.98	2.48				7.95
Dissolved Oxygen (%)	11.5	28.9				92.7
TDS (ppm)	6,784	5,162				4,432
Turbidity (NTU)	34.7	68.2				2.4

Depth to Water at End of Purge: 20.25	Drawdown: 13.02

Comments: Well dewatered

Miscellaneous Data
Condition of Traffic Box:
Drum Identification Labeling: N/A
Water Level Indicator: Solinst Model 101
Weather Conditions: Partly cloudy
Comments: Well dewatered at 13 gallons removed – returned following day to sample
Sampled Time: 12:45
Well Recovery Calculation Static Depth to Water in feet + (0.2) (maximum Drawdown in feet) = Depth to Water at 80% Recovery 7.23 + 0.2 * 13.02 = 9.834 * well did not recover after over 24hrs

Groundwater Sampling/Purging Data Sheet

Job No: 20-09665	**Event:** Second Quarter
Project/Location: Malibu CCWTF/Malibu, CA	**Date:** May 18, 2021
Observation Period **Start:** 09:30 **Stop:** 10:30	**Well Name:** MCWP-MW07S
Sampled By: Peter Doran	**Survey Reference Point:** TOC

Purging Data			
Type of Pump	Electric Submersible	Pump Inlet Depth (ft)	16
Well Diameter (in)	2	Depth of Well (ft)	17.2
Initial/Static Depth to Water (ft)	5.89	Length of Water Column (ft)	11.31
Product Thickness (ft)	N/A	Volume Multiplier (gal/ft)	0.16
One Casing Volume (gal)	1.8	Three Casing Volumes (gal)	5.4
Purge Time Start	0931	Purge Time Stop	0937
Total Purge Time (min)	6	Purge Rate (gpm)	0.5
Purge Volume (gal)	3.5	Depth to Water (ft) at Sampling	6.43

Casing or Borehole Volume	
0.5-inch Diameter = 0.010 gal/ft 0.75-inch Diameter = 0.023 gal/ft 1-inch Diameter = 0.041 gal/ft 1.5-inch Diameter = 0.092 gal/ft 2-inch Diameter = 0.16 gal/ft	4-inch Diameter = 0.65 gal/ft 6-inch Diameter = 1.46 gal/ft 9-inch Diameter = 3.30 gal/ft 12-inch Diameter = 5.87 gal/ft 15-inch Diameter = 9.18 gal/ft

Indicator Data						
Volume Pumped	Before Purge	Volume 2 (2.0 gal)	Volume 3 (3.5 gal)	Volume 4	Volume 5	At Sampling
Temperature (C)	19.0	19.4	19.6			19.9
pH	7.02	7.04	7.03			7.16
Conductivity (µs)	1967	2028	1952			1939
Dissolved Oxygen (mg/L)	2.84	2.96	2.8			5.83
Dissolved Oxygen (%)	30.4	32.0	30.7			64.7
TDS (ppm)	1443	1476	1414			1394
Turbidity (NTU)	-	44.27	13.72			44.5

Depth to Water at End of Purge: 17.0	Drawdown: 11.11

Comments: Well Dewatered at 3.5 gallons

Miscellaneous Data
Condition of Traffic Box: Missing bolt
Drum Identification Labeling: N/A
Water Level Indicator: Solinst Model 101
Weather Conditions: Overcast
Comments:
Sampled Time: 10:15
Well Recovery Calculation Static Depth to Water in feet + (0.2) (maximum Drawdown in feet) = Depth to Water at 80% Recovery 37.5 + 0.2 * = 8.11

Surface Water Sampling

Job No: 20-09665	**Event:** Second Quarter
Project: Malibu CCWTF	**Date:** May 18, 2021
Location: Malibu, CA	**Sampled By:** Jaime Grunden

CONDITIONS

Weather: Overcast	**Wind:** Slight Breeze
Estuary Berm: Closed	

DAILY TIDES

LOW	Time: 09:34	Feet: 1.74	**HIGH**	Time: 17:46	Feet: 4.95

VISUAL OBSERVATIONS

Location	Time	Sea State	Water Clarity	Water Color	Odors	Floatables	Birds/Wildlife
							Type, # On Land # In Water
N-001	11:00	Rough	Clear	Clear	None	None	N/A
N-002	11:10	Rough	Clear	Clear	None	None	N/A
N-003	11:25	Rough	Clear	Clear	None	None	N/A
N-004	10:25	Rough	Clear	Clear	None	None	N/A
L-001	12:20	Calm	Clear	Clear	None	None	Canadian geese, 0, 4
L-002	12:40	Calm	Clear	Clear	None	None	N/A
L-003	12:30	Calm	Clear	Clear	None	None	Mallard, 0, 2
L-004	12:05	Calm	Clear	Clear	None	None	Mallard, 0, 3
L-005	11:30	Calm	Clear	Clear	None	None	Terns, 100, 0 Cormorant, 1, 0 Western gull, 10, 0
L-006	11:50	Calm	Clear	Clear	None	None	American coot, 0, 1 Mallard, 0, 3

Depth to Groundwater Measurements

Job No:	20-09665	**Event:**	Third Quarter
Project:	Malibu CCWTF	**Date:**	August 16-17, 2021
Location:	Malibu, CA	**Measured By:**	MD

Well ID	**Total Well Depth** (ft bTOC)		**Well Diameter** (in)	**Depth to Water** (ft bTOC)	**Time**	**Notes/ Well Condition**
	Historical	Measured				
C-1	11.47		2	5.76	13:42	Tuesday
C-2	14.20		2	5.52	13:04	
CCPE	52.70		2	6.71	10:41	
CCPNE	24.10		2	7.52	10:36	
CCPSW	19.90		2	7.24	10:24	
CCW-4	12.30		1	4.18	09:55	
GH6-M1	35.20		2	29.41	09:20	Tuesday
GH8-M3	40.21		2	28.7	09:25	Tuesday
GH9-M4	44.29	-	2	N/A	-	Well has been buried
LAMW-5S	104.55		4	59.82	10:00	Tuesday
Lagoon	N/A	-	N/A	N/A	-	Well has been removed
M6-1	45.30		2	7.7	09:45	Tuesday
M6-2	19.40		2	6.55	09:46	Tuesday
M7-1	39.35		2	9.44	09:39	Tuesday
M7-2	19.60		2	8.98	09:40	Tuesday
MBCMW-5	19.40		N/A	Dry	09:31	Tuesday
MBCMW-6	64.26	-	N/A	N/A	-	Well has been removed
MBCMW-7	52.15		2	12.43	09:30	
MBCMW-8	11.95		2	9.52	09:33	
MBCMW-9	17.71		2	6.02	13:10	
MBCMW-10	51.75		2	9.87	10:11	
MCWP-MW01	152.88		6	11.14	13:46	overgrown, cleared brush to access
MCWP-MW02	148.20		6	10.97	15:08	
MCWP-MW03	136.65		6	8.38	14:46	
MCWP-MW04D	149.20		4	10.55	13:40	
MCWP-MW04S	15.29		4	7.93	11:30	
MCWP-MW05	154.40		4	8.99	10:05	
MCWP-MW06	16.05		2	11.10	10:30	
MCWP-MW07S	17.22		2	6.49	14:45	
MCWP-MW07D	129.60		2	8.23	14:46	
MCWP-MW08	79.38		2	8.18	14:39	
MCWP-MW09	89.60		2	5.79	14:29	
MCWP-MW10	11.11		2	6.65	14:00	
P-4	14.57		4	5.65	11:03	
P-9	13.90		4	6.49	11:00	
SMBRP-2	24.88		2	6.66	11:24	
SMBRP-6	23.45		2	19.06	11:41	
SMBRP-7b	18.99		2	13.80	12:13	
SMBRP-8 (EC-RC-MW01)	40.46		4	28.62	08:57	
SMBRP-9	45.40		2	38.08	09:05	Black widow nest in well
SMBRP-10C	16.25		N/A	-	-	Removed
SMBRP-11	18.35			9.70	12:25	
SMBRP-12	24.88		2	7.13	14:29	
SMBRP-13	19.48		2	8.24	14:39	
SMBRP-15	25.00		1	-	-	Dry
SMBRP-16	25.00		2	5.76	09:26	

Depth to Groundwater Measurements

Job No:	20-09665	**Event:**	September
Project:	Malibu CCWTF	**Date:**	September 15, 2021
Location:	Malibu, CA	**Measured By:**	Peter Doran

Well ID	**Total Well Depth** (ft bTOC)		**Well Diameter** (in)	**Depth to Water** (ft bTOC)	**Time**	**Notes/ Well Condition**
	Historical	Measured				
C-1	14.50		N/A	5.50	11:20	
C-2	14.20		2	5.45	11:25	
CCPE	52.70		2	6.56	11:00	
CCPNE	24.10		2	7.25	11:05	
CCPSW	19.90		2	6.77	11:10	
CCW-4	12.30		1	7.70	09:22	
GH6-M1	35.20		2	29.62	09:56	
GH8-M3	40.21		2	28.98	09:55	
GH9-M4	44.29	-	2	N/A	-	Well has been buried
Lagoon	N/A	-	N/A	N/A	-	Well has been removed
LAMW-5S	73.43		4	58.95	09:10	
M6-1	45.30		2	7.69	09:19	
M6-2	19.40		2	6.60	09:20	
M7-1	39.35		2	9.56	21:45	
M7-2	19.60		2	9.20	09:45	
MBCMW-5	19.40	18.25	N/A	-	09:50	Dry
MBCMW-6	64.26	-	N/A	N/A	-	Well has been removed
MBCMW-7	52.15		2	12.40	09:15	
MBCMW-8	11.95		2	9.58	09:15	
MBCMW-9	9.25		2	9.18	10:22	
MBCMW-10	51.75		2	9.80	10:23	
MCWP-MW01	152.88		6	11.43	11:44	
MCWP-MW02	148.20		6	11.61	11:39	
MCWP-MW03	136.65		6	9.00	12:00	
MCWP-MW04S	20.45		4	7.99	11:48	
MCWP-MW04D	149.20		4	10.62	11:45	
MCWP-MW05	154.40		4	8.90	10:26	
MCWP-MW06	138.15		2	11.11	11:40	
MCWP-MW07S	17.22		2	6.42	12:02	
MCWP-MW07D	129.60		2	8.85	12:01	
MCWP-MW08	79.38		2	8.60	12:15	
MCWP-MW09	89.60		2	6.70	12:07	
MCWP-MW10	22.23		2	6.42	11:30	
P-4	14.57		4	5.40	10:54	
P-9	13.90		4	5.78	10:55	
SMBRP-2	24.88		2	6.75	10:45	
SMBRP-6	23.45		2	19.25	10:35	
SMBRP-7B	25.13		2	13.90	10:15	
SMBRP-8 (EC-RC-MW01)	40.46		4	28.85	08:28	
SMBRP-9	45.40		2	38.44	08:50	
SMBRP-10C	25.00	-	N/A	N/A	-	Well destroyed
SMBRP-12	24.88		2	5.91	12:07	
SMBRP-13	19.48		2	7.99	12:15	
SMBRP-15	25.00		1	-	-	Dry
SMBRP-16	25.00		2	5.87	09:18	
SMBRP-11	20.38		2	8.98	11:55	

Groundwater Sampling/Purging Data Sheet

Job No: 20-09665	**Event:** Third Quarter
Project/Location: Malibu CCWTF/Malibu, CA	**Date:** August 18, 2021
Observation Period **Start:** 13:00 **Stop:** 13:10	**Well Name:** MBCMW-9
Sampled By: Michelle Carter	**Survey Reference Point:** TOC

Purging Data			
Type of Pump	Hand Bail	Pump Inlet Depth (ft)	
Well Diameter (in)	2	Depth of Well (ft)	6.22
Initial/Static Depth to Water (ft)	6.02	Length of Water Column (ft)	0.2
Product Thickness (ft)	N/A	Volume Multiplier (gal/ft)	0.16
One Casing Volume (gal)	0.03	Three Casing Volumes (gal)	0.09
Purge Time Start	-	Purge Time Stop	-
Total Purge Time (min)	-	Purge Rate (gpm)	-
Purge Volume (gal)	-	Depth to Water (ft) at Sampling	-

Casing or Borehole Volume	
0.5-inch Diameter = 0.010 gal/ft 0.75-inch Diameter = 0.023 gal/ft 1-inch Diameter = 0.041 gal/ft 1.5-inch Diameter = 0.092 gal/ft 2-inch Diameter = 0.16 gal/ft	4-inch Diameter = 0.65 gal/ft 6-inch Diameter = 1.46 gal/ft 9-inch Diameter = 3.30 gal/ft 12-inch Diameter = 5.87 gal/ft 15-inch Diameter = 9.18 gal/ft

Indicator Data						
Volume Pumped	Before Purge	Volume 2 (gal)	Volume 3 (gal)	Volume 4	Volume 5	At Sampling
Temperature (C)						
pH						
Conductivity (µs)						
Dissolved Oxygen (mg/L)						
Dissolved Oxygen (%)						
TDS (ppm)						
Turbidity (NTU)						

Depth to Water at End of Purge: -	Drawdown: -

Comments: Insufficient water to purge or sample

Miscellaneous Data
Condition of Traffic Box: Missing bolts
Drum Identification Labeling: N/A
Water Level Indicator: Solinst Model 101
Weather Conditions: Clear
Comments:
Sampled Time: -
Well Recovery Calculation Static Depth to Water in feet + (0.2) (maximum Drawdown in feet) = Depth to Water at 80% Recovery 6.02 + 0.2 * =

Groundwater Sampling/Purging Data Sheet

Job No: 20-09665	**Event:** Third Quarter
Project/Location: Malibu CCWTF/Malibu, CA	**Date:** August 19, 2021
Observation Period **Start:** 11:33 **Stop:** 12:30	**Well Name:** CCPE
Sampled By: Michelle Carter	**Survey Reference Point:** TOC

Purging Data			
Type of Pump	Electric Submersible Pump	Pump Inlet Depth (ft)	50
Well Diameter (in)	2	Depth of Well (ft)	52.2
Initial/Static Depth to Water (ft)	6.34	Length of Water Column (ft)	45.86
Product Thickness (ft)	N/A	Volume Multiplier (gal/ft)	0.16
One Casing Volume (gal)	7.34	Three Casing Volumes (gal)	22.02
Purge Time Start	11:44	Purge Time Stop	12:15
Total Purge Time (min)	30	Purge Rate (gpm)	0.75
Purge Volume (gal)	22.5	Depth to Water (ft) at Sampling	6.34

Casing or Borehole Volume	
0.5-inch Diameter = 0.010 gal/ft 0.75-inch Diameter = 0.023 gal/ft 1-inch Diameter = 0.041 gal/ft 1.5-inch Diameter = 0.092 gal/ft 2-inch Diameter = 0.16 gal/ft	4-inch Diameter = 0.65 gal/ft 6-inch Diameter = 1.46 gal/ft 9-inch Diameter = 3.30 gal/ft 12-inch Diameter = 5.87 gal/ft 15-inch Diameter = 9.18 gal/ft

Indicator Data						
Volume Pumped	Before Purge	Volume 2 (7.5 gal)	Volume 3 (15 gal)	Volume 4	Volume 5	At Sampling
Temperature (C)	23.3	23.7	22.7			22.9
pH	6.52	6.73	6.79			6.79
Conductivity (µs)	3,999	3,999	3,999			3,999
Dissolved Oxygen (mg/L)	1.6	0.8	0.6			0.5
Dissolved Oxygen (%)	18	9	7			6
TDS (ppm)	2,000	2,000	2,000			2,000
Turbidity (NTU)	17.1	5.41	3.84			2.36

Depth to Water at End of Purge: 6.34	Drawdown: 0

Comments:

Miscellaneous Data
Condition of Traffic Box: Lid does not sit evenly on well box due to new asphalt.
Drum Identification Labeling: N/A
Water Level Indicator: Solinst Model 101
Weather Conditions: Clear
Comments:
Sampled Time: 12:15
Well Recovery Calculation Static Depth to Water in feet + (0.2) (maximum Drawdown in feet) = Depth to Water at 80% Recovery 6.34 + 0.2 * 0 = 6.34

Groundwater Sampling/Purging Data Sheet

Job No: 20-09665	**Event:** Third Quarter
Project/Location: Malibu CCWTF/Malibu, CA	**Date:** August 19, 2021
Observation Period **Start:** 10:43 **Stop:** 15:15	**Well Name:** MCWP-MW05
Sampled By: Michelle Carter	**Survey Reference Point:** TOC

Purging Data			
Type of Pump	Electric Submersible Pump	Pump Inlet Depth (ft)	148.5
Well Diameter (in)	4	Depth of Well (ft)	150.33
Initial/Static Depth to Water (ft)	8.79	Length of Water Column (ft)	141.54
Product Thickness (ft)	N/A	Volume Multiplier (gal/ft)	0.65
One Casing Volume (gal)	92	Three Casing Volumes (gal)	276
Purge Time Start	11:00	Purge Time Stop	14:45
Total Purge Time (min)	225	Purge Rate (gpm)	0.02
Purge Volume (gal)	276	Depth to Water (ft) at Sampling	8.79

Casing or Borehole Volume	
0.5-inch Diameter = 0.010 gal/ft 0.75-inch Diameter = 0.023 gal/ft 1-inch Diameter = 0.041 gal/ft 1.5-inch Diameter = 0.092 gal/ft 2-inch Diameter = 0.16 gal/ft	4-inch Diameter = 0.65 gal/ft 6-inch Diameter = 1.46 gal/ft 9-inch Diameter = 3.30 gal/ft 12-inch Diameter = 5.87 gal/ft 15-inch Diameter = 9.18 gal/ft

Indicator Data						
Volume Pumped	Before Purge	Volume 2 (92 gal)	Volume 3 (gal)	Volume 4	Volume 5	At Sampling
Temperature (C)	20.2	21.7	22.1			23.3
pH	7.06	7.07	6.99			7.09
Conductivity (µs)	2,018	2,070	2,153			2,155
Dissolved Oxygen (mg/L)	2.61	2.09	2.05			2.78
Dissolved Oxygen (%)	28.4	23.9	24.4			33.4
TDS (ppm)	1,441	1,439	1,448			1,434
Turbidity (NTU)	0.42	1.15	0.33			0.46

Depth to Water at End of Purge: 8.79	Drawdown: 0

Comments:

Miscellaneous Data
Condition of Traffic Box: Good
Drum Identification Labeling: N/A
Water Level Indicator: Solinst Model 101
Weather Conditions: Clear
Comments:
Sampled Time: 14:50
Well Recovery Calculation Static Depth to Water in feet + (0.2) (maximum Drawdown in feet) = Depth to Water at 80% Recovery 8.79 + 0.2 * 0 = 8.79

Groundwater Sampling/Purging Data Sheet

Job No: 20-09665	**Event:** Third Quarter
Project/Location: Malibu CCWTF/Malibu, CA	**Date:** August 19, 2021
Observation Period **Start:** 08:36 **Stop:** 10:30	**Well Name:** MCWP-MW06
Sampled By: Michelle Carter	**Survey Reference Point:** TOC

Purging Data			
Type of Pump	Electric Submersible Pump	Pump Inlet Depth (ft)	10
Well Diameter (in)	2	Depth of Well (ft)	136.33
Initial/Static Depth to Water (ft)	11.1	Length of Water Column (ft)	125.23
Product Thickness (ft)	N/A	Volume Multiplier (gal/ft)	0.16
One Casing Volume (gal)	20.04	Three Casing Volumes (gal)	60.12
Purge Time Start	08:53	Purge Time Stop	10:18
Total Purge Time (min)	84	Purge Rate (gpm)	0.72
Purge Volume (gal)	60.1	Depth to Water (ft) at Sampling	11.1

Casing or Borehole Volume	
0.5-inch Diameter = 0.010 gal/ft 0.75-inch Diameter = 0.023 gal/ft 1-inch Diameter = 0.041 gal/ft 1.5-inch Diameter = 0.092 gal/ft 2-inch Diameter = 0.16 gal/ft	4-inch Diameter = 0.65 gal/ft 6-inch Diameter = 1.46 gal/ft 9-inch Diameter = 3.30 gal/ft 12-inch Diameter = 5.87 gal/ft 15-inch Diameter = 9.18 gal/ft

Indicator Data						
Volume Pumped	Before Purge	Volume 2 (20 gal)	Volume 3 (40 gal)	Volume 4	Volume 5	At Sampling
Temperature (C)	20.8	20.8	21			22
pH	7.28	7.3	7.31			7.3
Conductivity (µs)	2,100	2,115	2,138			2,195
Dissolved Oxygen (mg/L)	2.81	3.05	2.53			3.24
Dissolved Oxygen (%)	31.2	33.9	28.4			37
TDS (ppm)	1,480	1,493	1,501			1,513
Turbidity (NTU)	39,220	33.98	11.18			6.24

Depth to Water at End of Purge: 11.1	Drawdown: 0

Comments:

Miscellaneous Data
Condition of Traffic Box: Missing bolts
Drum Identification Labeling: N/A
Water Level Indicator: Solinst Model 101
Weather Conditions: Clear
Comments:
Sampled Time: 10:30
Well Recovery Calculation Static Depth to Water in feet + (0.2) (maximum Drawdown in feet) = Depth to Water at 80% Recovery 11.1 + 0.2 * 0 = 11.1

Groundwater Sampling/Purging Data Sheet

Job No: 20-09665	**Event:** Third Quarter
Project/Location: Malibu CCWTF/Malibu, CA	**Date:** August 18, 2021
Observation Period **Start:** 13:05 **Stop:** 14:00	**Well Name:** MCWP-MW10
Sampled By: Michelle Carter	**Survey Reference Point:** TOC

Purging Data			
Type of Pump	Hand Bail	Pump Inlet Depth (ft)	19.5
Well Diameter (in)	2	Depth of Well (ft)	22.13
Initial/Static Depth to Water (ft)	6.65	Length of Water Column (ft)	15.48
Product Thickness (ft)	N/A	Volume Multiplier (gal/ft)	0.16
One Casing Volume (gal)	2.48	Three Casing Volumes (gal)	7.44
Purge Time Start	13:13	Purge Time Stop	13:36
Total Purge Time (min)	23	Purge Rate (gpm)	0.33
Purge Volume (gal)	7.5	Depth to Water (ft) at Sampling	6.65

Casing or Borehole Volume	
0.5-inch Diameter = 0.010 gal/ft 0.75-inch Diameter = 0.023 gal/ft 1-inch Diameter = 0.041 gal/ft 1.5-inch Diameter = 0.092 gal/ft 2-inch Diameter = 0.16 gal/ft	4-inch Diameter = 0.65 gal/ft 6-inch Diameter = 1.46 gal/ft 9-inch Diameter = 3.30 gal/ft 12-inch Diameter = 5.87 gal/ft 15-inch Diameter = 9.18 gal/ft

Indicator Data						
Volume Pumped	Before Purge	Volume 2 (2.5 gal)	Volume 3 (57.5 gal)	Volume 4	Volume 5	At Sampling
Temperature (C)	22.4	21.8	22			21.4
pH	6.79	6.95	7.01			6.95
Conductivity (µs)	3,999	3,999	3,999			3,999
Dissolved Oxygen (mg/L)	1.6	1.9	2.3			2
Dissolved Oxygen (%)	19	22	26			22
TDS (ppm)	2,000	2,000	2,000			2,000
Turbidity (NTU)	22.9	191	94			48.2

Depth to Water at End of Purge: 6.67	Drawdown: 0.02

Comments:

Miscellaneous Data
Condition of Traffic Box: Good
Drum Identification Labeling: N/A
Water Level Indicator: Solinst Model 101
Weather Conditions: Misty
Comments:
Sampled Time: 13:45
Well Recovery Calculation Static Depth to Water in feet + (0.2) (maximum Drawdown in feet) = Depth to Water at 80% Recovery 6.65 + 0.2 * 0.02 = 6.654

Groundwater Sampling/Purging Data Sheet

Job No: 20-09665	**Event:** Third Quarter
Project/Location: Malibu CCWTF/Malibu, CA	**Date:** August 18, 2021
Observation Period **Start:** 12:00 **Stop:** 13:00	**Well Name:** SMBRP-13
Sampled By: Michelle Carter	**Survey Reference Point:** TOC

Purging Data			
Type of Pump	Hand Bail	Pump Inlet Depth (ft)	17
Well Diameter (in)	2	Depth of Well (ft)	19.4
Initial/Static Depth to Water (ft)	8.02	Length of Water Column (ft)	11.38
Product Thickness (ft)	N/A	Volume Multiplier (gal/ft)	0.16
One Casing Volume (gal)	1.82	Three Casing Volumes (gal)	5.46
Purge Time Start	12:07	Purge Time Stop	12:35
Total Purge Time (min)	28	Purge Rate (gpm)	0.2
Purge Volume (gal)	5.5	Depth to Water (ft) at Sampling	8.02

Casing or Borehole Volume	
0.5-inch Diameter = 0.010 gal/ft 0.75-inch Diameter = 0.023 gal/ft 1-inch Diameter = 0.041 gal/ft 1.5-inch Diameter = 0.092 gal/ft 2-inch Diameter = 0.16 gal/ft	4-inch Diameter = 0.65 gal/ft 6-inch Diameter = 1.46 gal/ft 9-inch Diameter = 3.30 gal/ft 12-inch Diameter = 5.87 gal/ft 15-inch Diameter = 9.18 gal/ft

Indicator Data						
Volume Pumped	Before Purge	Volume 2 (2 gal)	Volume 3 (4 gal)	Volume 4	Volume 5	At Sampling
Temperature (C)	20.9	21	20.9			20.7
pH	7.27	7.3	7.16			7.15
Conductivity (µs)	2,990	2,984	-			3,140
Dissolved Oxygen (mg/L)	2.8	2.2	2			1.8
Dissolved Oxygen (%)	29	25	22			19
TDS (ppm)	1,497	1,488	1,555			1,572
Turbidity (NTU)	46.2	26.7	28.8			15.8

Depth to Water at End of Purge: 8.05	Drawdown: 0.03

Comments:

Miscellaneous Data
Condition of Traffic Box: Good
Drum Identification Labeling: N/A
Water Level Indicator: Solinst Model 101
Weather Conditions: Misty
Comments:
Sampled Time: 12:40
Well Recovery Calculation Static Depth to Water in feet + (0.2) (maximum Drawdown in feet) = Depth to Water at 80% Recovery 8.02 + 0.2 * 0.03 = 8.026

Groundwater Sampling/Purging Data Sheet

Job No: 20-09665	**Event:** Third Quarter
Project/Location: Malibu CCWTF/Malibu, CA	**Date:** August 18, 2021
Observation Period **Start:** 10:13 **Stop:** 12:20	**Well Name:** MCWP-MW04D
Sampled By: Michelle Carter	**Survey Reference Point:** TOC

Purging Data			
Type of Pump	Electric Submersible Pump	Pump Inlet Depth (ft)	144
Well Diameter (in)	4	Depth of Well (ft)	146.63
Initial/Static Depth to Water (ft)	10.63	Length of Water Column (ft)	136
Product Thickness (ft)	N/A	Volume Multiplier (gal/ft)	0.65
One Casing Volume (gal)	88.4	Three Casing Volumes (gal)	265.2
Purge Time Start	10:25	Purge Time Stop	13:10
Total Purge Time (min)	225	Purge Rate (gpm)	1.18
Purge Volume (gal)	265.5	Depth to Water (ft) at Sampling	10.6

Casing or Borehole Volume	
0.5-inch Diameter = 0.010 gal/ft 0.75-inch Diameter = 0.023 gal/ft 1-inch Diameter = 0.041 gal/ft 1.5-inch Diameter = 0.092 gal/ft 2-inch Diameter = 0.16 gal/ft	4-inch Diameter = 0.65 gal/ft 6-inch Diameter = 1.46 gal/ft 9-inch Diameter = 3.30 gal/ft 12-inch Diameter = 5.87 gal/ft 15-inch Diameter = 9.18 gal/ft

Indicator Data						
Volume Pumped	Before Purge	Volume 2 (88.5 gal)	Volume 3 (177 gal)	Volume 4	Volume 5	At Sampling
Temperature (C)	20.3	20.4	20.9			21.9
pH	7.15	7.09	7.06			7.05
Conductivity (µs)	2,264	2,370	2,317			2,378
Dissolved Oxygen (mg/L)	3.57	2.25	2			1.47
Dissolved Oxygen (%)	39.6	25.2	22.3			16.9
TDS (ppm)	1,615	1,688	1,632			1,640
Turbidity (NTU)	7.07	4.33	1.8			0

Depth to Water at End of Purge: 10.79	Drawdown: 0.16

Comments:

Miscellaneous Data
Condition of Traffic Box: Good
Drum Identification Labeling: N/A
Water Level Indicator: Solinst Model 101
Weather Conditions: Misty
Comments:
Sampled Time: 13:15
Well Recovery Calculation Static Depth to Water in feet + (0.2) (maximum Drawdown in feet) = Depth to Water at 80% Recovery 10.63 + 0.2 * 0.16 = 10.662

Groundwater Sampling/Purging Data Sheet

Job No: 20-09665	**Event:** Third Quarter
Project/Location: Malibu CCWTF/Malibu, CA	**Date:** August 18, 2021
Observation Period **Start:** 08:07 **Stop:** 09:25	**Well Name:** SMBRP-9
Sampled By: Landon Lujan	**Survey Reference Point:** TOC

Purging Data			
Type of Pump	Hand Bail	Pump Inlet Depth (ft)	43
Well Diameter (in)	2	Depth of Well (ft)	44.87
Initial/Static Depth to Water (ft)	38.16	Length of Water Column (ft)	6.71
Product Thickness (ft)	N/A	Volume Multiplier (gal/ft)	0.16
One Casing Volume (gal)	1.07	Three Casing Volumes (gal)	3.21
Purge Time Start	08:09	Purge Time Stop	08:32
Total Purge Time (min)	23	Purge Rate (gpm)	0.15
Purge Volume (gal)	3.5	Depth to Water (ft) at Sampling	38.59

Casing or Borehole Volume	
0.5-inch Diameter = 0.010 gal/ft 0.75-inch Diameter = 0.023 gal/ft 1-inch Diameter = 0.041 gal/ft 1.5-inch Diameter = 0.092 gal/ft 2-inch Diameter = 0.16 gal/ft	4-inch Diameter = 0.65 gal/ft 6-inch Diameter = 1.46 gal/ft 9-inch Diameter = 3.30 gal/ft 12-inch Diameter = 5.87 gal/ft 15-inch Diameter = 9.18 gal/ft

Indicator Data						
Volume Pumped	Before Purge	Volume 2 (1 gal)	Volume 3 (2 gal)	Volume 4 (3.25)	Volume 5	At Sampling
Temperature (C)	22.1	21.9	21.8	21		21.9
pH	7.09	7.06	7.05	7.08		7.19
Conductivity (µs)	2,087	2,123	2,159	2,163		2,139
Dissolved Oxygen (mg/L)	4.42	4.07	4.52	4.55		6.11
Dissolved Oxygen (%)	51	46.6	51.1	51.7		70.1
TDS (ppm)	1,437	1,467	1,492	1,491		1,476
Turbidity (NTU)	3.84	31.78	57.4	1,993		54.3

Depth to Water at End of Purge: 40.35	Drawdown: 2.19

Comments:

Miscellaneous Data
Condition of Traffic Box: Good
Drum Identification Labeling: N/A
Water Level Indicator: Solinst Model 101
Weather Conditions: Misty
Comments:
Sampled Time: 09:00
Well Recovery Calculation Static Depth to Water in feet + (0.2) (maximum Drawdown in feet) = Depth to Water at 80% Recovery 38.16 + 0.2 * 2.19 = 38.598

Groundwater Sampling/Purging Data Sheet

Job No: 20-09665	**Event:** Third Quarter
Project/Location: Malibu CCWTF/Malibu, CA	**Date:** August 18, 2021
Observation Period **Start:** 12:53 **Stop:** 13:30	**Well Name:** SMBRP-12
Sampled By: Michelle Carter	**Survey Reference Point:** TOC

Purging Data			
Type of Pump	Electric Submersible Pump	Pump Inlet Depth (ft)	23
Well Diameter (in)	2	Depth of Well (ft)	24.46
Initial/Static Depth to Water (ft)	7.1	Length of Water Column (ft)	17.36
Product Thickness (ft)	N/A	Volume Multiplier (gal/ft)	0.16
One Casing Volume (gal)	2.78	Three Casing Volumes (gal)	8.34
Purge Time Start	13:00	Purge Time Stop	13:05
Total Purge Time (min)	5	Purge Rate (gpm)	1.67
Purge Volume (gal)	8.34	Depth to Water (ft) at Sampling	7.1

Casing or Borehole Volume	
0.5-inch Diameter = 0.010 gal/ft 0.75-inch Diameter = 0.023 gal/ft 1-inch Diameter = 0.041 gal/ft 1.5-inch Diameter = 0.092 gal/ft 2-inch Diameter = 0.16 gal/ft	4-inch Diameter = 0.65 gal/ft 6-inch Diameter = 1.46 gal/ft 9-inch Diameter = 3.30 gal/ft 12-inch Diameter = 5.87 gal/ft 15-inch Diameter = 9.18 gal/ft

Indicator Data						
Volume Pumped	Before Purge	Volume 2 (3 gal)	Volume 3 (5.5 gal)	Volume 4 (8.4 gal)	Volume 5	At Sampling
Temperature (C)	26.1	26.2	25	25.5		22.8
pH	-	-	-	-		6.95
Conductivity (µs)	-	-		-		5,245
Dissolved Oxygen (mg/L)	1	0.3	0.6	-		3.3
Dissolved Oxygen (%)	11	4	7	-		38.8
TDS (ppm)	-	-	-	-		3,560
Turbidity (NTU)	82	61.3	15.5	4.73		14.7

Depth to Water at End of Purge: 7.1	Drawdown: 0

Comments: Indicator data unreliable. Data lost on electronic tablet.

Miscellaneous Data
Condition of Traffic Box: Good
Drum Identification Labeling: N/A
Water Level Indicator: Solinst Model 101
Weather Conditions: Misty
Comments:
Sampled Time: 10:50
Well Recovery Calculation Static Depth to Water in feet + (0.2) (maximum Drawdown in feet) = Depth to Water at 80% Recovery 7.1 + 0.2 * 0 = 7.1

Groundwater Sampling/Purging Data Sheet

Job No: 20-09665	**Event:** Third Quarter
Project/Location: Malibu CCWTF/Malibu, CA	**Date:** August 17, 2021
Observation Period **Start:** 12:09 **Stop:** 13:30	**Well Name:** MCWP-MW09
Sampled By: Michelle Carter	**Survey Reference Point:** TOC

Purging Data			
Type of Pump	Electric Submersible Pump	Pump Inlet Depth (ft)	87
Well Diameter (in)	2	Depth of Well (ft)	88.94
Initial/Static Depth to Water (ft)	6.8	Length of Water Column (ft)	82.14
Product Thickness (ft)	N/A	Volume Multiplier (gal/ft)	0.16
One Casing Volume (gal)	13.14	Three Casing Volumes (gal)	39.42
Purge Time Start	12:23	Purge Time Stop	13:13
Total Purge Time (min)	50	Purge Rate (gpm)	0.8
Purge Volume (gal)	40	Depth to Water (ft) at Sampling	6.85

Casing or Borehole Volume	
0.5-inch Diameter = 0.010 gal/ft 0.75-inch Diameter = 0.023 gal/ft 1-inch Diameter = 0.041 gal/ft 1.5-inch Diameter = 0.092 gal/ft 2-inch Diameter = 0.16 gal/ft	4-inch Diameter = 0.65 gal/ft 6-inch Diameter = 1.46 gal/ft 9-inch Diameter = 3.30 gal/ft 12-inch Diameter = 5.87 gal/ft 15-inch Diameter = 9.18 gal/ft

Indicator Data						
Volume Pumped	Before Purge	Volume 2 (13.5 gal)	Volume 3 (26 gal)	Volume 4	Volume 5	At Sampling
Temperature (C)	26	25.8	25.5			25.6
pH	7.78	7.16	7.73			7.66
Conductivity (µs)	3,999	3,999	3,999			3,999
Dissolved Oxygen (mg/L)	1.1	0.8	0.7			2.2
Dissolved Oxygen (%)	13	10	12			28
TDS (ppm)	2,000	2,000	2,000			2,000
Turbidity (NTU)	715	85	24.9			2.89

Depth to Water at End of Purge: 7.1	Drawdown: 0.3

Comments:

Miscellaneous Data
Condition of Traffic Box: Missing bolt
Drum Identification Labeling: N/A
Water Level Indicator: Solinst Model 101
Weather Conditions: Clear
Comments:
Sampled Time: 01:00
Well Recovery Calculation Static Depth to Water in feet + (0.2) (maximum Drawdown in feet) = Depth to Water at 80% Recovery 6.8 + 0.2 * 0.3 = 6.86

Groundwater Sampling/Purging Data Sheet

Job No: 20-09665	**Event:** Third Quarter
Project/Location: Malibu CCWTF/Malibu, CA	**Date:** August 17, 2021
Observation Period **Start:** 10:11 **Stop:**	**Well Name:** MCWP-MW07S
Sampled By: Michelle Carter	**Survey Reference Point:** TOC

Purging Data			
Type of Pump	Hand Bail	Pump Inlet Depth (ft)	
Well Diameter (in)	2	Depth of Well (ft)	17.16
Initial/Static Depth to Water (ft)	6.53	Length of Water Column (ft)	10.63
Product Thickness (ft)	N/A	Volume Multiplier (gal/ft)	0.16
One Casing Volume (gal)	1.7	Three Casing Volumes (gal)	5.1
Purge Time Start	10:23	Purge Time Stop	10:37
Total Purge Time (min)	13	Purge Rate (gpm)	0.27
Purge Volume (gal)	3.5	Depth to Water (ft) at Sampling	8.5

Casing or Borehole Volume	
0.5-inch Diameter = 0.010 gal/ft 0.75-inch Diameter = 0.023 gal/ft 1-inch Diameter = 0.041 gal/ft 1.5-inch Diameter = 0.092 gal/ft 2-inch Diameter = 0.16 gal/ft	4-inch Diameter = 0.65 gal/ft 6-inch Diameter = 1.46 gal/ft 9-inch Diameter = 3.30 gal/ft 12-inch Diameter = 5.87 gal/ft 15-inch Diameter = 9.18 gal/ft

Indicator Data						
Volume Pumped	Before Purge	Volume 2 (2 gal)	Volume 3	Volume 4	Volume 5	At Sampling
Temperature (C)	21.7	21.2				21.9
pH	8.02	7.88				7.96
Conductivity (µs)	2,074	1,939				1,900
Dissolved Oxygen (mg/L)	3.2	3.2				2.8
Dissolved Oxygen (%)	37	38				32
TDS (ppm)	1,034	967				946
Turbidity (NTU)	2.72	13.3				2.52

Depth to Water at End of Purge: 16.5	Drawdown: 9.97

Comments: Dewatered at 3.5 gallons

Miscellaneous Data
Condition of Traffic Box: Missing bolt
Drum Identification Labeling: N/A
Water Level Indicator: Solinst Model 101
Weather Conditions: Clear
Comments:
Sampled Time: 11:30
Well Recovery Calculation Static Depth to Water in feet + (0.2) (maximum Drawdown in feet) = Depth to Water at 80% Recovery 6.53 + 0.2 * 9.97 = 8.524

Groundwater Sampling/Purging Data Sheet

Job No: 20-09665	**Event:** Third Quarter
Project/Location: Malibu CCWTF/Malibu, CA	**Date:** August 17, 2021
Observation Period **Start:** 09:29 **Stop:** 12:10	**Well Name:** MCWP-MW07D
Sampled By: Michelle Carter	**Survey Reference Point:** TOC

Purging Data			
Type of Pump	Electric Submersible Pump	Pump Inlet Depth (ft)	125
Well Diameter (in)	2	Depth of Well (ft)	127.94
Initial/Static Depth to Water (ft)	8.62	Length of Water Column (ft)	119.32
Product Thickness (ft)	N/A	Volume Multiplier (gal/ft)	0.16
One Casing Volume (gal)	19.09	Three Casing Volumes (gal)	57.27
Purge Time Start	09:56	Purge Time Stop	11:20
Total Purge Time (min)	84	Purge Rate (gpm)	0.69
Purge Volume (gal)	58	Depth to Water (ft) at Sampling	8.6

Casing or Borehole Volume	
0.5-inch Diameter = 0.010 gal/ft 0.75-inch Diameter = 0.023 gal/ft 1-inch Diameter = 0.041 gal/ft 1.5-inch Diameter = 0.092 gal/ft 2-inch Diameter = 0.16 gal/ft	4-inch Diameter = 0.65 gal/ft 6-inch Diameter = 1.46 gal/ft 9-inch Diameter = 3.30 gal/ft 12-inch Diameter = 5.87 gal/ft 15-inch Diameter = 9.18 gal/ft

Indicator Data						
Volume Pumped	Before Purge	Volume 2 (19.5 gal)	Volume 3 (40 gal)	Volume 4	Volume 5	At Sampling
Temperature (C)	21.8	22	22			23.5
pH	7.74	7.73	7.78			8.93
Conductivity (µs)	3,004	3,502	3,579			65.1
Dissolved Oxygen (mg/L)	3.2	3.2	3.1			3.2
Dissolved Oxygen (%)	37	38	37			37
TDS (ppm)	1,502	1,751	1,789			35
Turbidity (NTU)	2.72	13.2	14.2			15.8

Depth to Water at End of Purge: 8.84	Drawdown: 0.22

Comments:

Miscellaneous Data
Condition of Traffic Box: Missing bolts
Drum Identification Labeling: N/A
Water Level Indicator: Solinst Model 101
Weather Conditions: Clear
Comments:
Sampled Time: 11:45
Well Recovery Calculation Static Depth to Water in feet + (0.2) (maximum Drawdown in feet) = Depth to Water at 80% Recovery 8.62 + 0.2 * 0.22 = 8.66

Groundwater Sampling/Purging Data Sheet

Job No: 20-09665	**Event:** Third Quarter
Project/Location: Malibu CCWTF/Malibu, CA	**Date:** August 19, 2021
Observation Period **Start:** 12:25 **Stop:** 12:55	**Well Name:** SMBRP-11
Sampled By: Michelle Carter	**Survey Reference Point:** TOC

Purging Data			
Type of Pump	Electric Submersible Pump	Pump Inlet Depth (ft)	8.5
Well Diameter (in)	2	Depth of Well (ft)	20.5
Initial/Static Depth to Water (ft)	9.7	Length of Water Column (ft)	10.8
Product Thickness (ft)	N/A	Volume Multiplier (gal/ft)	0.16
One Casing Volume (gal)	1.73	Three Casing Volumes (gal)	5.19
Purge Time Start	12:34	Purge Time Stop	12:44
Total Purge Time (min)	9	Purge Rate (gpm)	0.44
Purge Volume (gal)	4	Depth to Water (ft) at Sampling	9.13

Casing or Borehole Volume	
0.5-inch Diameter = 0.010 gal/ft 0.75-inch Diameter = 0.023 gal/ft 1-inch Diameter = 0.041 gal/ft 1.5-inch Diameter = 0.092 gal/ft 2-inch Diameter = 0.16 gal/ft	4-inch Diameter = 0.65 gal/ft 6-inch Diameter = 1.46 gal/ft 9-inch Diameter = 3.30 gal/ft 12-inch Diameter = 5.87 gal/ft 15-inch Diameter = 9.18 gal/ft

Indicator Data						
Volume Pumped	Before Purge	Volume 2 (1.8 gal)	Volume 3 (3.6 gal)	Volume 4 (4.0 gal)	Volume 5	At Sampling
Temperature (C)	25.1	25.8	25.6	24.1		23.1
pH	6.82	6.89	6.88	7		6.85
Conductivity (µs)	3,220	2,955	3,143	2,156		2,784
Dissolved Oxygen (mg/L)	2.54	3.61	3.72	1.5		3.22
Dissolved Oxygen (%)	30.6	43.9	45.5	19		38.4
TDS (ppm)	2,076	1,893	2,017	1,081		1,876
Turbidity (NTU)	73.22	110.4	16,380	3.83		4.26

Depth to Water at End of Purge: 13.8	Drawdown: 4.1

Comments: Dewatered at 4 gallons

Miscellaneous Data
Condition of Traffic Box: Good
Drum Identification Labeling: N/A
Water Level Indicator: Solinst Model 101
Weather Conditions: Clear
Comments:
Sampled Time: 10:55
Well Recovery Calculation Static Depth to Water in feet + (0.2) (maximum Drawdown in feet) = Depth to Water at 80% Recovery 9.7 + 0.2 * 4.1 = 10.52

Groundwater Sampling/Purging Data Sheet

Job No: 20-09665	**Event:** Third Quarter
Project/Location: Malibu CCWTF/Malibu, CA	**Date:** August 17, 2021
Observation Period **Start:** 11:44 **Stop:** 12:13	**Well Name:** SMBRP-7B
Sampled By: Michelle Carter	**Survey Reference Point:** TOC

Purging Data			
Type of Pump	Electric Submersible Pump	Pump Inlet Depth (ft)	
Well Diameter (in)	2	Depth of Well (ft)	25.1
Initial/Static Depth to Water (ft)	13.8	Length of Water Column (ft)	11.3
Product Thickness (ft)	N/A	Volume Multiplier (gal/ft)	0.16
One Casing Volume (gal)	1.81	Three Casing Volumes (gal)	5.43
Purge Time Start	11:52	Purge Time Stop	12:00
Total Purge Time (min)	7	Purge Rate (gpm)	0.78
Purge Volume (gal)	5.43	Depth to Water (ft) at Sampling	13.77

Casing or Borehole Volume	
0.5-inch Diameter = 0.010 gal/ft 0.75-inch Diameter = 0.023 gal/ft 1-inch Diameter = 0.041 gal/ft 1.5-inch Diameter = 0.092 gal/ft 2-inch Diameter = 0.16 gal/ft	4-inch Diameter = 0.65 gal/ft 6-inch Diameter = 1.46 gal/ft 9-inch Diameter = 3.30 gal/ft 12-inch Diameter = 5.87 gal/ft 15-inch Diameter = 9.18 gal/ft

Indicator Data						
Volume Pumped	Before Purge	Volume 2 (1.8 gal)	Volume 3 (3.6 gal)	Volume 4 (5.5 gal)	Volume 5	At Sampling
Temperature (C)	24.2	24.4	24.1	25.5		25.3
pH	7.04	7.03	7.04	7.05		7.39
Conductivity (µs)	3,264	2,446	3,641	3,743		3,315
Dissolved Oxygen (mg/L)	2.32	3	2.7	3.26		2.3
Dissolved Oxygen (%)	27.8	35.5	32.4	39.4		28
TDS (ppm)	2,153	1,606	2,406	2,408		1,661
Turbidity (NTU)	8,914	48.3	41.85	22,008		1.1

Depth to Water at End of Purge: 20.91	Drawdown: 7.11

Comments:

Miscellaneous Data
Condition of Traffic Box: Good
Drum Identification Labeling: N/A
Water Level Indicator: Solinst Model 101
Weather Conditions: Clear
Comments:
Sampled Time: 10:00
Well Recovery Calculation Static Depth to Water in feet + (0.2) (maximum Drawdown in feet) = Depth to Water at 80% Recovery 13.8 + 0.2 * 7.11 = 15.222

Groundwater Sampling/Purging Data Sheet

Job No: 20-09665	**Event:** Third Quarter
Project/Location: Malibu CCWTF/Malibu, CA	**Date:** August 17, 2021
Observation Period **Start:** 10:56 **Stop:** 11:30	**Well Name:** MCWP-MW04S
Sampled By: Michelle Carter	**Survey Reference Point:** TOC

Purging Data			
Type of Pump	Electric Submersible Pump	Pump Inlet Depth (ft)	19
Well Diameter (in)	4	Depth of Well (ft)	20.48
Initial/Static Depth to Water (ft)	7.93	Length of Water Column (ft)	12.55
Product Thickness (ft)	N/A	Volume Multiplier (gal/ft)	0.65
One Casing Volume (gal)	8.16	Three Casing Volumes (gal)	24.48
Purge Time Start	11:10	Purge Time Stop	11:17
Total Purge Time (min)	6	Purge Rate (gpm)	1.42
Purge Volume (gal)	8.5	Depth to Water (ft) at Sampling	8.21

Casing or Borehole Volume	
0.5-inch Diameter = 0.010 gal/ft 0.75-inch Diameter = 0.023 gal/ft 1-inch Diameter = 0.041 gal/ft 1.5-inch Diameter = 0.092 gal/ft 2-inch Diameter = 0.16 gal/ft	4-inch Diameter = 0.65 gal/ft 6-inch Diameter = 1.46 gal/ft 9-inch Diameter = 3.30 gal/ft 12-inch Diameter = 5.87 gal/ft 15-inch Diameter = 9.18 gal/ft

Indicator Data						
Volume Pumped	Before Purge	Volume 2 (8.16 gal)	Volume 3	Volume 4	Volume 5	At Sampling
Temperature (C)	23.7	23.6				24.7
pH	7.37	7.39				8.5
Conductivity (µs)	8,050	8,323				3,999
Dissolved Oxygen (mg/L)	3.38	3.23				4.1
Dissolved Oxygen (%)	40.6	39.2				49
TDS (ppm)	5,340	5,543				2,000
Turbidity (NTU)	1.46	4.71				25

Depth to Water at End of Purge: 16.25	Drawdown: 8.32

Comments: Dewatered at 8.5 gallons

Miscellaneous Data
Condition of Traffic Box: Good
Drum Identification Labeling: N/A
Water Level Indicator: Solinst Model 101
Weather Conditions: Clear
Comments:
Sampled Time: 13:30
Well Recovery Calculation Static Depth to Water in feet + (0.2) (maximum Drawdown in feet) = Depth to Water at 80% Recovery 7.93 + 0.2 * 8.32 = 9.594

Groundwater Sampling/Purging Data Sheet

Job No: 20-09665	**Event:** Third Quarter
Project/Location: Malibu CCWTF/Malibu, CA	**Date:** August 17, 2021
Observation Period **Start:** 08:50 **Stop:** 10:00	**Well Name:** LAMW-5S
Sampled By: Michelle Carter	**Survey Reference Point:** TOC

Purging Data			
Type of Pump	Electric Submersible Pump	Pump Inlet Depth (ft)	72
Well Diameter (in)	4	Depth of Well (ft)	74.13
Initial/Static Depth to Water (ft)	59.82	Length of Water Column (ft)	14.31
Product Thickness (ft)	N/A	Volume Multiplier (gal/ft)	0.65
One Casing Volume (gal)	9.3	Three Casing Volumes (gal)	27.9
Purge Time Start	09:52	Purge Time Stop	10:26
Total Purge Time (min)	34	Purge Rate (gpm)	0.44
Purge Volume (gal)	15	Depth to Water (ft) at Sampling	59.92

Casing or Borehole Volume	
0.5-inch Diameter = 0.010 gal/ft 0.75-inch Diameter = 0.023 gal/ft 1-inch Diameter = 0.041 gal/ft 1.5-inch Diameter = 0.092 gal/ft 2-inch Diameter = 0.16 gal/ft	4-inch Diameter = 0.65 gal/ft 6-inch Diameter = 1.46 gal/ft 9-inch Diameter = 3.30 gal/ft 12-inch Diameter = 5.87 gal/ft 15-inch Diameter = 9.18 gal/ft

Indicator Data						
Volume Pumped	Before Purge	Volume 2 (9.3 gal)	Volume 3	Volume 4	Volume 5	At Sampling
Temperature (C)	23.6	24.6				21.7
pH	6.8	6.9				7.23
Conductivity (µs)	1,496	1,539				1,389
Dissolved Oxygen (mg/L)	3.58	3.01				4.2
Dissolved Oxygen (%)	42.1	35				46
TDS (ppm)	1,000	1,008				694
Turbidity (NTU)	77.8	22.01				11.9

Depth to Water at End of Purge: 68.75	Drawdown: 8.93

Comments: Dewatered at 15 gallons

Miscellaneous Data
Condition of Traffic Box: Good
Drum Identification Labeling: N/A
Water Level Indicator: Solinst Model 101
Weather Conditions:
Comments:
Sampled Time: 08:30
Well Recovery Calculation Static Depth to Water in feet + (0.2) (maximum Drawdown in feet) = Depth to Water at 80% Recovery 59.82 + 0.2 * 8.93 = 61.606

Surface Water Sampling

Job No: 20-09665	**Event:** Third Quarter
Project: Malibu CCWTF	**Date:** August 18, 2021
Location: Malibu, CA	**Sampled By:** Jaime McClain

CONDITIONS

Weather: Cloudy	**Wind:** Slight Breeze
Estuary Berm: Closed	

DAILY TIDES

LOW	Time: 12:26	Feet: 2.6	**HIGH**	Time: 08:10	Feet: 3.7

VISUAL OBSERVATIONS

Location	Time	Sea State	Water Clarity	Water Color	Odors	Floatables	Birds/Wildlife Type, # On Land # In Water
N-001	12:10	Rough	Clear	Clear	None	None	N/A, ,
N-002	12:20	Rough	Clear	Clear	None	None	N/A, ,
N-003	12:35	Rough	Clear	Clear	None	None	N/A, ,
N-004	10:15	Rough	Clear	Clear	None	None	N/A, ,
L-001	10:45	N/A	Clear	Clear	None	None	Mallard, , 2
L-002	11:25	N/A	Clear	Clear	None	None	N/A, ,
L-003	11:05	N/A	Clear	Clear	None	Garbage	Mallard, , 1
L-004	11:45	N/A	Clear	Clear	None	None	Cormorant, 4, Egret, 1,
L-005	12:40	N/A	Clear	Clear	None	None	Gull, 2, 1 Cormorant, 18,
L-006	12:55	N/A	Clear	Clear	None	None	Egret, 1, 1

Rincon Consultants, Inc.

DEPTH TO GROUNDWATER MEASUREMENTS

Job No:	**20-09665**	Event:	Q4- November
Project:	**Malibu CCWTF**	Date:	11/8/2021
Location:	**Malibu, CA**	Measured By:	Michelle Carter & Landon Lujan

Well ID	Total Well Depth (ft bTOC)		Well Diameter (in)	Depth to Water (ft bTOC)	Time	Notes/Well Condition
	Historical	Measured				
C-1	14.50		N/A	4.62	1025	MbX2 SAND BUIDUP
C-2	14.20		2	4.43	1026	MbX2 IN WELL BOXES
CCPE	52.70		2	5.35	1103	REPAVED - LID DOES NOT S TRIG
CCPNE	24.10		2	6.18	1100	
CCPSW	19.90		2	6.27	1118	Mb x2
CCW-4	12.30		1	7.75	1225	
GH6-M1	35.20	35.09	2	30.06	1050	
GH8-M3	40.21	39.36	2	29.40	1045	
~~GH9-M4~~	~~44.20~~		~~2~~			BURIED
M6-1	45.30	45.20	2	7.44	1110	
M6-2	19.40	19.50	2	6.67	1115	
M7-1	39.35	39.04	2	9.62	1025	
M7-2	19.60	19.26	2	9.41	1027	
MBCMW-5	19.40	18.21	N/A	DRY	1040	
~~MBCMW-6~~	~~84.26~~		~~N/A~~			REMOVED
MBCMW-7	52.15	51.95	2	11.35	1210	GOOD
MBCMW-8	11.95		2	9.47	1215	GOOD
MBCMW-9	9.25	9.25	2	9.15	1218	Mb
MBCMW-10	51.75		2	8.6	1217	mb
MCWP-MW01	152.88		6	10.01	1150	mb
MCWP-MW02	148.20		6	10.91	1123	mbx2
MCWP-MW03	136.65		6	7.5	1100	mbx2
MCWP-MW04S	20.45	20.49	4	8.01	1145	mbx2
MCWP-MW04D	149.20	149.12	4	9.21	1135	GOOD
MCWP-MW05	154.40		4	7.72	1215	Mb
MCWP-MW06	138.15		2	9.92	1120	mbx2
MCWP-MW07S	17.22	17.21	2	6.44	1025	
MCWP-MW07D	129.60	57.10	2	7.34	1000	
MCWP-MW08	79.38		2	7.50	1148	
MCWP-MW09.	89.60	88.95	2	5.50	1145	
MCWP-MW10	22.23		2	5.43	1033	
P-4	14.57		4	4.70	1119	mb x 2
P-9	13.90		4	4.58	1112	Mb x 2 BARK in BOX
SMBRP-2	24.88		2	5.5	1045	
SMBRP-6	23.45		2	17.54	1054	Mb
SMBRP-7B	25.13	25.06	2	13.70	1010	GOOD
SMBRP-8 (EC1-RC-MW01)	40.46	40.31	4	29.81	0950	GOOD
SMBRP-9	45.40	44.86	2	39.02	0940	GOOD
~~SMBRP-10C~~	~~25.00~~		~~2~~			REMOVED
SMBRP-12	24.88	24.45	2	6.31	1140	
SMBRP-13	19.48		2	7.45	1150	
SMBRP-15B	8.40		1	DRY		
SMBRP-16	25.00	25.25	2	5.95	1200	
LAMW-5S	73.43		4	59.56	1006	
SMBRP-11	20.38		2	8.99	1132	Mb
~~Lagoon~~	~~N/A~~		~~N/A~~			

Rincon Consultants, Inc.

DEPTH TO GROUNDWATER MEASUREMENTS

Job No:	20-09665	Event: December Monthly	
Project:	Malibu CCWTF	Date: 12/30/21	
Location:	Malibu, CA	Measured By: LANDON LUJAN	

Well ID	Total Well Depth (ft bTOC)		Well Diameter (in)	Depth to Water (ft bTOC)	Time	Notes/Well Condition
	Historical	Measured				
C-1	14.50		N/A	N/A	1425	Well box submerged (large puddle)
C-2	14.20		2	N/A	1430	Well box submerged (large puddle)
CCPE	52.70		2	5.80	1220	Stripped threads
CCPNE	24.10		2	6.52	1200	No bolts
CCPSW	19.90		2	7.49	1225	No bolts
CCW-4	12.30		1	3.31	1115	good
GH6-M1	35.20		2	30.28	1025	No bolts
GH8-M3	40.21		2	29.51	1020	No bolts
GH9-M4	44.29		2	-	-	Buried
M6-1	45.30		2	N/A	N/A	Well box submerged (puddle)
M6-2	19.40		2	N/A	N/A	Well box submerged (puddle)
M7-1	39.35		2	7.02	1000	good
M7-2	19.60		2	5.25	1005	good
MBCMW-5	19.40		N/A	DRY	1010	Missing Bolts
MBCMW-6	64.26		N/A	-	-	Removed
MBCMW-7	52.15		2	10.37	1055	No bolts
MBCMW-8	11.95		2	3.42	1100	No bolts
MBCMW-9	9.25		2	6.10	1145	No bolts
MBCMW-10	51.75		2	9.51	1150	No bolts
MCWP-MW01	152.88		6	9.50	1050	No Bolts
MCWP-MW02	148.20		6	11.80	1245	No bolts
MCWP-MW03	136.65		6	N/A	1350	Flooded well box
MCWP-MW04S	20.45		4	3.72	1047	No bolts
MCWP-MW04D	149.20		4	8.71	1045	No bolts
MCWP-MW05	154.40		4	6.38	1130	No bolt (1)
MCWP-MW06	138.15		2	8.65	1250	No bolts
MCWP-MW07S	17.22		2	N/A	1350	Flooded well box
MCWP-MW07D	129.60		2	N/A	1350	Flooded well box
MCWP-MW08	79.38		2	7.81	1320	good
MCWP-MW09	89.60		2	5.87	1315	No bolt (1)
MCWP-MW10	22.23		2	7.15	1235	stripped threads
P-4	14.57		4	4.85	1215	No bolts
P-9	13.90		4	5.75	1210	No bolts
SMBRP-2	24.88		2	3.0	1445	No bolt (1)
SMBRP-6	23.45		2	9.15	1515	No bolt (1)
SMBRP-7B	25.13		2	9.92	1120	Needs o-ring
SMBRP-8 (EC1-RC-MW01)	40.46		4	N/A	N/A	country club gate locked
SMBRP-9	45.40		2	39.42	0955	good
SMBRP-10C	25.00		2	-	-	Removed
SMBRP-12	24.88		2	5.72	1310	good
SMBRP-13	19.48		2	N/A	N/A	Well box flooded
SMBRP-15B	8.40		1	5.70	1300	NO lid (small well box)
SMBRP-16	25.00		2	1.23	1110	No bolts /water in box
LAMW-5S	73.43		4	58.04	0940	good
SMBRP-11	20.38		2	8.58	1355	No bolt (1)
Lagoon	N/A		N/A	N/A	N/A	

Scanned with CamScanner

Rincon Consultants, Inc.

GROUNDWATER SAMPLING/PURGING DATA SHEET

Job No: 20-09665	Event: Q4
Project/Location Malibu, CA	Date: 11/11/21
Observation Period Start: 1130 Stop: 1240	Well Number: SMBRP-9
Sampled By: MC + LL	Survey Reference Point: TOC

PURGING DATA

Type of Pump	HAND BAIL	Pump Inlet Depth (ft)	43.0
Well Diameter (in)	2	Depth of Well (ft)	44.83
Initial/Static Depth to Water (ft)	39.00	Length of Water Column (ft)	5.83
Product Thickness (ft)	—	Volume Multiplier (gal/ft)	0.16
One Casing Volume (gal)	0.93	Three Casing Volumes (gal)	2.80
Purge Time, Start	1135	Purge Time, Stop	1155
Total Purge Time (minutes)	20	Purge Rate (gpm)	0.15
Purge Volume (gal)	3	Depth to Water (ft) at Sampling	39.51

CASING OR BOREHOLE VOLUME

0.5-inch Diameter = 0.010 gal/ft	4-inch Diameter = 0.65 gal/ft
0.75-inch Diameter = 0.023 gal/ft	6-inch Diameter = 1.46 gal/ft
1-inch Diameter = 0.041 gal/ft	9-inch Diameter = 3.30 gal/ft
1.5-inch Diameter = 0.092 gal/ft	12-inch Diameter = 5.87 gal/ft
2-inch Diameter = 0.16 gal/ft	15-inch Diameter = 9.18 gal/ft

INDICATOR DATA

Volume Pumped (gal)	Before Purge	1.0	2.0	3.0				At Sampling
Temperature (C)	23.6	23.2	23.9	23.4				24.3
pH	7.20	7.16	7.2	7.26				7.71
Conductivity (µS)	2838	2670	2838	2790				2840
Dissolved Oxygen (mg/L)	4.17	4.09	4.90	5.19				5.55
Dissolved Oxygen (%)	49.2	48.1	59.7	60.9				66.4
TDS (ppm)	1897	1795	1856	1816				1855
Turbidity (NTU)	2.89	5.00	27.09	102.9				16.44

Depth to Water at End of Purge (ft): 41.55 Drawdown (ft): 2.55

Comments:

MISCELLANEOUS DATA

Condition of Traffic Box: GOOD

Drum Identification labeling: **Non-Hazardous Waste**

Water Level Indicator: **Solinst Model 101**

Weather Conditions: CLEAR

Comments: Sampled Time: 1230

Well Recovery Calculation

Static Depth to Water in feet + (0.2) (maximum Drawdown in feet) = Depth to Water at 80% Recovery

39.00 + 0.2 * 2.55 = 39.51

Rincon Consultants, Inc.

GROUNDWATER SAMPLING/PURGING DATA SHEET

Job No: 20-09665	Event: Q4
Project/Location Malibu, CA	Date: 11/11/21
Observation Period Start: 1000 Stop: 1100	Well Number: MCWP-MW09
Sampled By: MC + LL	Survey Reference Point: TOC

PURGING DATA

Type of Pump	ELECT. SUB	Pump Inlet Depth (ft)	88.0
Well Diameter (in)	2	Depth of Well (ft)	89.05
Initial/Static Depth to Water (ft)	6.03	Length of Water Column (ft)	83.02
Product Thickness (ft)	—	Volume Multiplier (gal/ft)	0.16
One Casing Volume (gal)	13.28	Three Casing Volumes (gal)	39.85
Purge Time, Start	1025	Purge Time, Stop	1050
Total Purge Time (minutes)	25	Purge Rate (gpm)	1.6
Purge Volume (gal)	40	Depth to Water (ft) at Sampling	6.14

CASING OR BOREHOLE VOLUME

0.5-inch Diameter = 0.010 gal/ft	4-inch Diameter = 0.65 gal/ft
0.75-inch Diameter = 0.023 gal/ft	6-inch Diameter = 1.46 gal/ft
1-inch Diameter = 0.041 gal/ft	9-inch Diameter = 3.30 gal/ft
1.5-inch Diameter = 0.092 gal/ft	12-inch Diameter = 5.87 gal/ft
2-inch Diameter = 0.16 gal/ft	15-inch Diameter = 9.18 gal/ft

INDICATOR DATA

Volume Pumped (gal)	Before Purge	13.5	27	40.0				At Sampling
Temperature (C)	22.6	21.8	22.0	23.4	→	→	→	
pH	7.27	7.24	7.27	7.19	→	→	→	
Conductivity (µS)	6734	6656	6948	7211	→	→	→	
Dissolved Oxygen (mg/L)	3.25	3.40	3.51	2.89	→	→	→	
Dissolved Oxygen (%)	41.5	39.7	40.4	34.7	←	→	→	
TDS (ppm)	4592	4593	4773	4823	→	→	→	
Turbidity (NTU)	400.3	3051	6.98	3.13	→	→	→	

Depth to Water at End of Purge (ft): 6.6 Drawdown (ft): 0.57

Comments:

MISCELLANEOUS DATA

Condition of Traffic Box: GOOD

Drum Identification labeling: **Non-Hazardous Waste**

Water Level Indicator: **Solinst Model 101**

Weather Conditions: CLEAR

Comments: Sampled Time: 1050

Well Recovery Calculation

Static Depth to Water in feet + (0.2) (maximum Drawdown in feet) = Depth to Water at 80% Recovery

6.03 + 0.2 * 0.57 = 6.144

Rincon Consultants, Inc.

GROUNDWATER SAMPLING/PURGING DATA SHEET

Job No: 20-09665	Event: Q4
Project/Location **Malibu, CA**	Date: 11/11/21
Observation Period **Start:** 0935 **Stop:** 1020	Well Number: SMBRP-12.
Sampled By: MC + LL	Survey Reference Point: TOC

PURGING DATA

Type of Pump	ELECT. SUB	Pump Inlet Depth (ft)	23.50
Well Diameter (in)	2	Depth of Well (ft)	24.55
Initial/Static Depth to Water (ft)	6.67	Length of Water Column (ft)	17.88
Product Thickness (ft)	—	Volume Multiplier (gal/ft)	0.16
One Casing Volume (gal)	2.86	Three Casing Volumes (gal)	8.58
Purge Time, Start	0945	Purge Time, Stop	0953
Total Purge Time (minutes)	8	Purge Rate (gpm)	1.13
Purge Volume (gal)	9	Depth to Water (ft) at Sampling	6.67

CASING OR BOREHOLE VOLUME

0.5-inch Diameter = 0.010 gal/ft	4-inch Diameter = 0.65 gal/ft
0.75-inch Diameter = 0.023 gal/ft	6-inch Diameter = 1.46 gal/ft
1-inch Diameter = 0.041 gal/ft	9-inch Diameter = 3.30 gal/ft
1.5-inch Diameter = 0.092 gal/ft	12-inch Diameter = 5.87 gal/ft
2-inch Diameter = 0.16 gal/ft	15-inch Diameter = 9.18 gal/ft

INDICATOR DATA

Volume Pumped (gal)	Before Purge	3.0	6.0	9.0				At Sampling
Temperature (C)	23.7	24.0	24.1	24.2				24.9
pH	6.70	6.79	6.79	6.88				7.18
Conductivity (µS)	12193	11703	11825	11765				3477
Dissolved Oxygen (mg/L)	2.87	2.98	2.79	3.64				3.44
Dissolved Oxygen (%)	34.2	35.0	33.7	44.5				41.5
TDS (ppm)	8196	7785	7819	7783				2258
Turbidity (NTU)	505.32	25.6	5.0	2.46				20.0

Depth to Water at End of Purge (ft): 6.67 Drawdown (ft): 0

Comments:

MISCELLANEOUS DATA

Condition of Traffic Box: GOOD

Drum Identification labeling: **Non-Hazardous Waste**

Water Level Indicator: **Solinst Model 101**

Weather Conditions: CLEAR

Comments: Sampled Time: 1015

Well Recovery Calculation

Static Depth to Water in feet + (0.2) (maximum Drawdown in feet) = Depth to Water at 80% Recovery

6.67 + 0.2 * 0 = 6.67

Rincon Consultants, Inc.

GROUNDWATER SAMPLING/PURGING DATA SHEET

Job No: 20-09665	Event: Q4
Project/Location Malibu, CA	Date: 11/10/21
Observation Period Start: 1050 Stop: 1330	Well Number: MCWP-MW04D
Sampled By: MC + LL	Survey Reference Point: TOC

PURGING DATA

Type of Pump	ELECT. SUB.	Pump Inlet Depth (ft)	144.0
Well Diameter (in)	4	Depth of Well (ft)	145.15
Initial/Static Depth to Water (ft)	9.55	Length of Water Column (ft)	135.6
Product Thickness (ft)	—	Volume Multiplier (gal/ft)	0.65
One Casing Volume (gal)	88.14	Three Casing Volumes (gal)	264.42
Purge Time, Start	~~1100~~ 1120	Purge Time, Stop	1310
Total Purge Time (minutes)	~~50~~ 110	Purge Rate (gpm)	2.4
Purge Volume (gal)	264.5	Depth to Water (ft) at Sampling	9.42

CASING OR BOREHOLE VOLUME

0.5-inch Diameter = 0.010 gal/ft	4-inch Diameter = 0.65 gal/ft
0.75-inch Diameter = 0.023 gal/ft	6-inch Diameter = 1.46 gal/ft
1-inch Diameter = 0.041 gal/ft	9-inch Diameter = 3.30 gal/ft
1.5-inch Diameter = 0.092 gal/ft	12-inch Diameter = 5.87 gal/ft
2-inch Diameter = 0.16 gal/ft	15-inch Diameter = 9.18 gal/ft

INDICATOR DATA

Volume Pumped (gal)	Before Purge	88.5	177	264.5				At Sampling
Temperature (C)	—	20.1	19.8	20.4	→	→	→	
pH	—	7.16	7.14	7.15	→	→	→	
Conductivity (µS)	—	2527	2487	2650	→	→	→	
Dissolved Oxygen (mg/L)	—	3.20	3.16	2.77	→	→	→	
Dissolved Oxygen (%)	—	35.2	34.8	31.0	→	→	→	
TDS (~~ppm~~) mg/L	—	1794	1794	1871	→	→	→	
Turbidity (NTU)	—	0.88	0.5	1.37	→	→	→	

Depth to Water at End of Purge (ft): 9.42 Drawdown (ft): -0.11

Comments:

MISCELLANEOUS DATA

Condition of Traffic Box: GOOD

Drum Identification labeling: **Non-Hazardous Waste**

Water Level Indicator: **Solinst Model 101**

Weather Conditions: CLEAR

Comments: Sampled Time: 1315

Well Recovery Calculation

Static Depth to Water in feet + (0.2) (maximum Drawdown in feet) = Depth to Water at 80% Recovery

9.55 + 0.2 * -0.11 = 9.528

Rincon Consultants, Inc.

GROUNDWATER SAMPLING/PURGING DATA SHEET

Job No: 20-09665	Event: Q4
Project/Location Malibu, CA 0920	Date: ~~11/9/21~~ 11/10/21
Observation Period Start: ~~1000~~ Stop: 1045	Well Number: MCWP-MW07D
Sampled By: MC + LL	Survey Reference Point: TOC

PURGING DATA

Type of Pump	ELECT. SUB	Pump Inlet Depth (ft)	56.0
Well Diameter (in)	2	Depth of Well (ft)	~~57.10~~ 127.95
Initial/Static Depth to Water (ft)	~~7.34~~ 7.98	Length of Water Column (ft)	~~49.76~~ 119.97
Product Thickness (ft)	—	Volume Multiplier (gal/ft)	0.16
One Casing Volume (gal)	~~7.96~~ 19.20	Three Casing Volumes (gal)	57.6
Purge Time, Start	0931	Purge Time, Stop	1030
Total Purge Time (minutes)	59	Purge Rate (gpm)	0.98
Purge Volume (gal)	58	Depth to Water (ft) at Sampling	7.77

CASING OR BOREHOLE VOLUME

0.5-inch Diameter = 0.010 gal/ft	4-inch Diameter = 0.65 gal/ft
0.75-inch Diameter = 0.023 gal/ft	6-inch Diameter = 1.46 gal/ft
1-inch Diameter = 0.041 gal/ft	9-inch Diameter = 3.30 gal/ft
1.5-inch Diameter = 0.092 gal/ft	12-inch Diameter = 5.87 gal/ft
2-inch Diameter = 0.16 gal/ft	15-inch Diameter = 9.18 gal/ft

INDICATOR DATA

Volume Pumped (gal)	Before Purge	19.5	39	58				At Sampling
Temperature (C)	20.8	21.5	22.3	22.6				22.0
pH	7.13	7.05	7.05	7.03				7.04
Conductivity (µS)	3216	4070	4222	4259				4143
Dissolved Oxygen (mg/L)	3.02	2.51	1.65	1.72				2.20
Dissolved Oxygen (%)	32.7	30.2	19.2	20.4				24.7
TDS (ppm)	2275	2831	2873	2883				2867
Turbidity (NTU)	105.3	21.34	16.88	6.45				3.94

Depth to Water at End of Purge (ft): 7.98 Drawdown (ft): 0

Comments:

MISCELLANEOUS DATA

Condition of Traffic Box: GOOD

Drum Identification labeling: **Non-Hazardous Waste**

Water Level Indicator: **Solinst Model 101**

Weather Conditions: CLEAR, 64°

Comments: Sampled Time: 1035

Well Recovery Calculation

Static Depth to Water in feet + (0.2) (maximum Drawdown in feet) = Depth to Water at 80% Recovery

7.98 + 0.2 * 0 = 7.98

Rincon Consultants, Inc.

GROUNDWATER SAMPLING/PURGING DATA SHEET

Job No: 20-09665	Event: Q4
Project/Location Malibu, CA	Date: 11/9/21
Observation Period Start: 1025 Stop: 1100	Well Number: MCWP-MW07S
Sampled By: MC + LL	Survey Reference Point: TOC

PURGING DATA

Type of Pump	HAND BAIL	Pump Inlet Depth (ft)	16.0
Well Diameter (in)	2	Depth of Well (ft)	17.21
Initial/Static Depth to Water (ft)	6.44	Length of Water Column (ft)	10.77
Product Thickness (ft)	—	Volume Multiplier (gal/ft)	0.16
One Casing Volume (gal)	1.72	Three Casing Volumes (gal)	5.17
Purge Time, Start	1030	Purge Time, Stop	1042
Total Purge Time (minutes)	12	Purge Rate (gpm)	0.38
Purge Volume (gal)	4.5	Depth to Water (ft) at Sampling	8.30

CASING OR BOREHOLE VOLUME

0.5-inch Diameter = 0.010 gal/ft	4-inch Diameter = 0.65 gal/ft
0.75-inch Diameter = 0.023 gal/ft	6-inch Diameter = 1.46 gal/ft
1-inch Diameter = 0.041 gal/ft	9-inch Diameter = 3.30 gal/ft
1.5-inch Diameter = 0.092 gal/ft	12-inch Diameter = 5.87 gal/ft
2-inch Diameter = 0.16 gal/ft	15-inch Diameter = 9.18 gal/ft

INDICATOR DATA

Volume Pumped (gal)	Before Purge	2.0	4.0	~~5.5~~				At Sampling
Temperature (C)	22.0	21.9	21.6					22.4
pH	7.38	7.32	7.48					7.38
Conductivity (µS)	2362	2278	2233	DEWATERED				2188
Dissolved Oxygen (mg/L)	52.2	4.13	5.87	@	4.5gal			5.87
Dissolved Oxygen (%)	4.49	47.5	64.7					67.9
TDS (ppm)	1625	1574	1551					1498
Turbidity (NTU)	1.25	4.74	226.82					12.88

Depth to Water at End of Purge (ft): 15.75 Drawdown (ft): 9.31

Comments:

MISCELLANEOUS DATA

Condition of Traffic Box:	GOOD
Drum Identification labeling:	Non-Hazardous Waste
Water Level Indicator:	Solinst Model 101
Weather Conditions:	PARTLY CLOUDY, 63°

Comments: Sampled Time: 1115

Well Recovery Calculation

Static Depth to Water in feet + (0.2) (maximum Drawdown in feet) = Depth to Water at 80% Recovery

6.44 + 0.2 * 9.31 = 8.30

Rincon Consultants, Inc.

GROUNDWATER SAMPLING/PURGING DATA SHEET

Job No: 20-09665	Event: Q4
Project/Location Malibu, CA	Date: 11/9/21
Observation Period Start: 0910 Stop: 0945	Well Number: MCWP-MW04S
Sampled By: MC + LL	Survey Reference Point: TOC

PURGING DATA

Type of Pump	ELECT. SUB	Pump Inlet Depth (ft)	19.5
Well Diameter (in)	4	Depth of Well (ft)	20.49
Initial/Static Depth to Water (ft)	8.00	Length of Water Column (ft)	12.49
Product Thickness (ft)	—	Volume Multiplier (gal/ft)	0.65
One Casing Volume (gal)	8.12	Three Casing Volumes (gal)	24.36
Purge Time, Start	0926	Purge Time, Stop	0938
Total Purge Time (minutes)	12	Purge Rate (gpm)	0.917
Purge Volume (gal)	11	Depth to Water (ft) at Sampling	11.77

CASING OR BOREHOLE VOLUME

0.5-inch Diameter = 0.010 gal/ft	4-inch Diameter = 0.65 gal/ft
0.75-inch Diameter = 0.023 gal/ft	6-inch Diameter = 1.46 gal/ft
1-inch Diameter = 0.041 gal/ft	9-inch Diameter = 3.30 gal/ft
1.5-inch Diameter = 0.092 gal/ft	12-inch Diameter = 5.87 gal/ft
2-inch Diameter = 0.16 gal/ft	15-inch Diameter = 9.18 gal/ft

INDICATOR DATA

Volume Pumped (gal)	Before Purge	8.5	~~16.5~~	~~24.5~~				At Sampling
Temperature (C)	20.2	22.2						22.8
pH	7.38	7.27	DEWATERED					7.56
Conductivity (µS)	9488	6831	@ 11 gal					8413
Dissolved Oxygen (mg/L)	2.04	3.38						7.66
Dissolved Oxygen (%)	23.1	39.5						92.0
TDS (ppm)	6805	4683						5689
Turbidity (NTU)	2.07	5.45						1.17

Depth to Water at End of Purge (ft): 17.79 Drawdown (ft): 9.90

Comments: SLOW RECHARGE, OVER 24 HRS before sampling

MISCELLANEOUS DATA

Condition of Traffic Box: Missing both bolts

Drum Identification labeling: **Non-Hazardous Waste**

Water Level Indicator: **Solinst Model 101**

Weather Conditions: CLEAR, 63° F

Comments: Sampled Time: 1265

Well Recovery Calculation

Static Depth to Water in feet + (0.2) (maximum Drawdown in feet) = Depth to Water at 80% Recovery

8.00 + 0.2 * 9.90 = 9.84

Surface Water Sampling

Job No: 20-09665	**Event:** 4Q21
Project: Malibu CCWTF	**Date:** November 11, 2021
Location: Malibu, CA	**Sampled By:** James, Sawyer, Lindsey

CONDITIONS

Weather: Clear, sunny 84 degrees F	**Wind:** 0-10 kts
Estuary Berm: Closed	

DAILY TIDES

LOW	Time: 09:20	Feet: 4.3	**HIGH**	Time: 14:45	Feet: 5.9

VISUAL OBSERVATIONS

Location	Time	Sea State	Water Clarity	Water Color	Odors	Floatables	Birds/Wildlife Type, # On Land # In Water
N-001	09:25	Calm	Clear	Clear	None	None	N/A, 0, 0
N-002	09:41	Calm	Clear	Clear	None	None	N/A, 0, 0
N-003	09:58	Calm	Clear	Clear	None	None	Western gull, 6, 0 Sand piper, 11, 0 Pelicans, 4, 17
N-004	11:48	Calm	Clear	Clear	None	None	N/A, 0, 0
L-001	10:55	Calm	Cloudy	Brown	None	Garbage	Coots, 0, 24 Cormorant, 0, 1 Grebe, 0, 3
L-002	11:30	Calm	Cloudy	Brown	None	Garbage	Coots, 0, 10
L-003	11:14	Calm	Cloudy	Brown	None	Garbage	Cattle egret, 1, 0 Coots, 0, 20
L-004	10:34	Calm	Cloudy	Brown	None	Garbage	Coot, 0, 9
L-005	10:07	Calm	Cloudy	Brown	None	Garbage	Coots, 0, 25 Double-breasted Cormorants, 0, 18
L-006	10:23	Calm	Cloudy	Brown	None	Garbage	Coots, 0, 19 Double-breasted Cormorant, 0, 1 Snowy egret, 1, 0

Appendix B

Analytical Laboratory Reports

Enthalpy Analytical
931 West Barkley Ave
Orange, CA 92868
(714) 771-6900

enthalpy.com

Lab Job Number: 441271
Report Level: II
Report Date: 03/04/2021

Analytical Report *prepared for:*

Kiernan Brtalik
Rincon Consultants - Ventura
180 North Ashwood Ave.
Ventura, CA 93003

Project: MALIBU - Malibu - Semi-Annual

Authorized for release by:

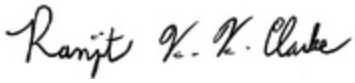

Ranjit K Clarke, Project Manager
(714) 771-9906
Ranjit.Clarke@enthalpy.com

This data package has been reviewed for technical correctness and completeness. Release of this data has been authorized by the Laboratory Manager or the Manager's designee, as verified by the above signature which applies to this PDF file as well as any associated electronic data deliverable files. The results contained in this report meet all requirements of NELAP and pertain only to those samples which were submitted for analysis. This report may be reproduced only in its entirety.

CA ELAP# 1338, NELAP# 4038, SCAQMD LAP# 18LA0518, LACSD ID# 10105, CDC ELITE Member

ENTHALPY ANALYTICAL

Sample Summary

Kiernan Brtalik
Rincon Consultants - Ventura
180 North Ashwood Ave.
Ventura, CA 93003

Lab Job #:	441271
Project No:	MALIBU
Location:	Malibu - Semi-Annual
Date Received:	02/23/21

Sample ID	Lab ID	Collected	Matrix
SMBRP-13	441271-001	02/23/21 12:30	Water
MBCMW-9	441271-002	02/23/21 10:45	Water
SMBRP-7B	441271-003	02/23/21 10:15	Water
SMBRP-11	441271-004	02/23/21 11:45	Water
LAMW-5S	441271-005	02/23/21 09:15	Water
SMBRP-12	441271-006	02/23/21 12:50	Water
MCWP-MW04S	441271-007	02/23/21 09:30	Water
MCWP-MW07S	441271-008	02/23/21 11:20	Water
MCWP-MW07D	441271-009	02/23/21 12:05	Water
MCWP-MW09	441271-010	02/23/21 13:00	Water

ENTHALPY ANALYTICAL, INC.	Chain of Custody Record	Turn Around Time (Rush by advanced notice only)
931 W. Barkley Ave., Orange, CA 92868	Lab No: 441271	Standard: X 4 Day: 3 Day:
Phone: (714) 771-6900 Fax: (714) 538-1209	Page: 1 of 2	2 Day: 1 Day: Same Day:
Billing: Enthalpy - SoCal	Matrix: A = Air DW = Drinking Water FL = Food Liquid FS = Food Solid L = Liquid PP = Pure Product S = Solid SeaW = Sea Water SW = Swab W = Water WP = Wipe O = Other	Preservatives: 1 = $Na_2S_2O_3$ 2 = HCl 3 = HNO_3 4 = H_2SO_4 5 = NaOH 6 = Other
c/o Montrose Environmental Group		
1 Park Plaza, Suite 1000, Irvine, CA 92614		

CUSTOMER INFORMATION		PROJECT INFORMATION	
Company:	Rincon Consultants	Name:	Malibu - Semi-Annual
Report To:	Kiernan Brtalik	Number:	
Email:		P.O. #:	20-09665
Address:	180 N. Ashwood Ave.	Address:	
	Ventura, CA 93003		
Phone:		Global ID:	
Cell:		Sampled By:	

Sample ID	Sampling Date	Sampling Time	Matrix	Container No. / Size	Pres.	Total /Fecal Coliforms - SM 9223 Quantitray	TKN; NH3; Organic Nitrogen (Calculation)	EPA 300.0 (NO2,NO3)	Total Phosphorus	SM 2540C TDS	EPA 300.0 (NO3)	Test Instructions / Comments
SMBRP-13	2/23/21	1230	W			X	X	X	X	X		
~~MCWP-MW10~~						~~X~~	~~X~~	~~X~~	~~X~~	~~X~~		MC
~~GCPE~~						~~X~~	~~X~~	~~X~~	~~X~~	~~X~~		MC
MBCMW-9	2/23/21	1045	W			X	X	X	X	X		
SMBRP-7B	2/23/21	1015	W			X	X	X	X	X		
SMBRP-11	2/23/21	1145	W			X	X	X	X	X		
LAMW-5S	2/23/21	0915	W			X	X	X	X	X		
~~MCWP-MW05~~										~~X~~	~~X~~	MC
~~MCWP-MW06~~										~~X~~	~~X~~	MC

	Signature	Print Name	Company / Title	Date / Time
[1] Relinquished By:		Michelle Carter	Rincon Consultants	2/23/21 / 1405
[1] Received By:		John Nicholson	E.A.	2/23/21 / 1405
[2] Relinquished By:		John Nicholson	E.A.	02/23/21 1619
[2] Received By:		Christine C.	EA	2/23/21 1619
[3] Relinquished By:				

0.4 / 4.9

ENTHALPHY ANALYTICAL, INC.		Chain of Custody Record		Turn Around Time (Rush by advanced notice only)					
931 W. Barkley Ave., Orange, CA 92868	ENTHALPY analytical, inc.	Lab No:		Standard:	X	4 Day:		3 Day:	
Phone: (714) 771-6900 Fax: (714) 538-1209		Page: 2 of 2		2 Day:		1 Day:		Same Day:	
Billing: Enthalpy - SoCal		Matrix: A = Air DW = Drinking Water FL = Food Liquid FS = Food Solid L = Liquid PP = Pure Product S = Solid SeaW = Sea Water SW = Swab W = Water WP = Wipe O = Other		Preservatives: 1 = $Na_2S_2O_3$ 2 = HCl 3 = HNO_3 4 = H_2SO_4 5 = NaOH 6 = Other					
c/o Montrose Environmental Group									
1 Park Plaza, Suite 1000, Irvine, CA 92614									

CUSTOMER INFORMATION		PROJECT INFORMATION	
Company:	Rincon Consultants	Name:	Malibu - Quarterly/Semi-Annual
Report To:	Kiernan Brtalik	Number:	
Email:		P.O. #:	20-09665
Address:	180 N. Ashwood Ave.	Address:	
	Ventura, CA 93003		
Phone:		Global ID:	
Cell:		Sampled By:	

Sample ID	Sampling Date	Sampling Time	Matrix	Container No. / Size	Pres.	Total /Fecal Coliforms - SM 9223 Quantitray	EPA 200.7 (B)	EPA 300.0: Cl,NO2,NO3,SO4	TKN; NH3; Phosphorus	SM 5310C TOC; BOD; TSS; TDS	pH; Residual Cl; MBAS; Turbidity; Color; Odor	EPA 1664A Oil & Grease	Organic Nitrogen, Total Nitrogen			Test Instructions / Comments
~~SMBRP-9~~						~~X~~	~~X~~	~~X~~	~~X~~	~~X~~	~~X~~	~~X~~	~~X~~			MC
SMBRP-12	2/23/21	1250	W			X	X	X	X	X	X	X	X			
MCWP-MW04S	2/23/21	0930	W			X	X	X	X	X	X	X	X			
~~MCWP-MW04D~~						~~X~~	~~X~~	~~X~~	~~X~~	~~X~~	~~X~~	~~X~~	~~X~~			MC
MCWP-MW07S	2/23/21	1120	W			X	X	X	X	X	X	X	X			
MCWP-MW07D	2/23/21	1205				X	X	X	X	X	X	X	X			
MCWP-MW09	2/23/21	1300	W			X	X	X	X	X	X	X	X			

	Signature	Print Name	Company / Title	Date / Time
[1] Relinquished By:		MICHELLE CARTER	RINCON CONSULTANTS	2/23/21 / 1405
[1] Received By:		John Nicholson	E.A.	02/23/21 1408
[2] Relinquished By:		John Nicholson	E.A.	02/23/21 1619
[2] Received By:		Linh Stine C.	EA	2/23/21 1619
[3] Relinquished By:				

0.3 / 5.1

ENTHALPY ANALYTICAL

SAMPLE ACCEPTANCE CHECKLIST

Section 1

Client: Rincon Project: Malibu - Semi-Annual

Date Received: 2/23/21 Sampler's Name Present: ☐ Yes ☑ No

Section 2

Sample(s) received in a cooler? ☑ Yes, How many? 2 ☐ No (skip section 2) Sample Temp (°C) (No Cooler): _____

Sample Temp (°C), One from each cooler: #1: 4.9 #2: 5.1 #3: _____ #4: _____

(Acceptance range is < 6°C but not frozen (for Microbiology samples, acceptance range is < 10°C but not frozen). It is acceptable for samples collected the same day as sample receipt to have a higher temperature as long as there is evidence that cooling has begun.)

Shipping Information: _____

Section 3

Was the cooler packed with: ☑ Ice ☐ Ice Packs ☐ Bubble Wrap ☐ Styrofoam ☐ Paper ☐ None ☐ Other _____

Cooler Temp (°C): #1: 0.4 #2: 0.3 #3: _____ #4: _____

Section 4	YES	NO	N/A
Was a COC received?	✓		
Are sample IDs present?	✓		
Are sampling dates & times present?	✓		
Is a relinquished signature present?	✓		
Are the tests required clearly indicated on the COC?	✓		
Are custody seals present?		✓	
If custody seals are present, were they intact?			✓
Are all samples sealed in plastic bags? (Recommended for Microbiology samples)			✓
Did all samples arrive intact? If no, indicate in Section 4 below.	✓		
Did all bottle labels agree with COC? (ID, dates and times)	✓		
Were the samples collected in the correct containers for the required tests?	✓		
Are the containers labeled with the correct preservatives?	✓		
Is there headspace in the VOA vials greater than 5-6 mm in diameter?			✓
Was a sufficient amount of sample submitted for the requested tests?	✓		

Section 5 Explanations/Comments

Section 6

For discrepancies, how was the Project Manager notified? ☐ Verbal PM Initials: _____ Date/Time _____

☐ Email (email sent to/on): _____/_____

Project Manager's response:

Completed By: _____ Date: 2/23/21

ENTHALPY ANALYTICAL

Analysis Results for 441271

Kiernan Brtalik
Rincon Consultants - Ventura
180 North Ashwood Ave.
Ventura, CA 93003

Lab Job #: 441271
Project No: MALIBU
Location: Malibu - Semi-Annual
Date Received: 02/23/21

Sample ID: SMBRP-13 **Lab ID: 441271-001** **Collected: 02/23/21 12:30**
Matrix: Water

441271-001 Analyte	Result	Qual	Units	RL	MDL	DF	Batch	Prepared	Analyzed	Chemist
Method: EPA 300.0 Prep Method: METHOD										
Nitrogen, Nitrite	ND		mg/L	0.10	0.02	1	261959	02/23/21 09:00	02/23/21 17:18	RKV
Nitrogen, Nitrate	**0.46**		mg/L	0.10	0.05	1	261959	02/23/21 09:00	02/23/21 17:18	RKV
Method: EPA 351.2 Prep Method: METHOD										
Nitrogen, Total Kjeldahl	**0.74**		mg/L	0.40	0.030	1	261998	02/23/21	02/24/21	ATP
Method: ORGANIC NITROGEN										
Organic Nitrogen as N	**0.74**		mg/L			1	262115	02/25/21	02/25/21	SLL
Method: SM 4500-NH3-G										
Ammonia-N	ND		mg/L	0.10	0.010	1	262004	02/24/21	02/24/21	ATP
Method: SM 4500-P-B5-E										
Phosphorus	**0.39**		mg/L	0.020	0.010	1	262232	03/04/21	03/04/21	SGC
Method: SM 9223Bb										
Fecal Coliform	**11**		MPN/100ml	1.0		1	261970	02/23/21 17:09	02/24/21 16:10	CCO
Coliform, Total	**520**		MPN/100ml	1.0		1	261970	02/23/21 17:09	02/24/21 16:10	CCO
Method: TOTAL NITROGEN										
Total Nitrogen	**1.2**		mg/L			1	262111	02/25/21	02/25/21	SLL

Results for any subcontracted analyses are not included in this section.

ENTHALPY ANALYTICAL

Analysis Results for 441271

Sample ID: MBCMW-9	Lab ID: 441271-002	Collected: 02/23/21 10:45
	Matrix: Water	

441271-002 Analyte	Result	Qual	Units	RL	MDL	DF	Batch	Prepared	Analyzed	Chemist
Method: EPA 300.0 Prep Method: METHOD										
Nitrogen, Nitrite	ND		mg/L	0.10	0.02	1	261959	02/23/21 09:00	02/23/21 17:42	RKV
Nitrogen, Nitrate	ND		mg/L	0.10	0.05	1	261959	02/23/21 09:00	02/23/21 17:42	RKV
Method: EPA 351.2 Prep Method: METHOD										
Nitrogen, Total Kjeldahl	**1.6**		mg/L	0.40	0.030	1	261998	02/23/21	02/24/21	ATP
Method: ORGANIC NITROGEN										
Organic Nitrogen as N	**1.6**		mg/L			1	262115	02/25/21	02/25/21	SLL
Method: SM 4500-NH3-G										
Ammonia-N	ND		mg/L	0.10	0.010	1	262004	02/24/21	02/24/21	ATP
Method: SM 4500-P-B5-E										
Phosphorus	**0.019**	J	mg/L	0.020	0.010	1	262232	03/04/21	03/04/21	SGC
Method: SM 9223Bb										
Fecal Coliform	**140**		MPN/100ml	1.0		1	261970	02/23/21 17:09	02/24/21 16:10	CCO
Coliform, Total	**53**		MPN/100ml	1.0		1	261970	02/23/21 17:09	02/24/21 16:10	CCO
Method: TOTAL NITROGEN										
Total Nitrogen	**1.6**		mg/L			1	262111	02/25/21	02/25/21	SLL

Results for any subcontracted analyses are not included in this section.

ENTHALPY ANALYTICAL

Analysis Results for 441271

Sample ID: SMBRP-7B	Lab ID: 441271-003	Collected: 02/23/21 10:15
	Matrix: Water	

441271-003 Analyte	Result	Qual	Units	RL	MDL	DF	Batch	Prepared	Analyzed	Chemist
Method: EPA 300.0 Prep Method: METHOD										
Nitrogen, Nitrite	ND		mg/L	0.10	0.02	1	261959	02/23/21 09:00	02/23/21 18:07	RKV
Nitrogen, Nitrate	**0.92**		mg/L	0.10	0.05	1	261959	02/23/21 09:00	02/23/21 18:07	RKV
Method: EPA 351.2 Prep Method: METHOD										
Nitrogen, Total Kjeldahl	**0.69**		mg/L	0.40	0.030	1	261998	02/23/21	02/24/21	ATP
Method: ORGANIC NITROGEN										
Organic Nitrogen as N	**0.69**		mg/L			1	262115	02/25/21	02/25/21	SLL
Method: SM 4500-NH3-G										
Ammonia-N	ND		mg/L	0.10	0.010	1	262004	02/24/21	02/24/21	ATP
Method: SM 4500-P-B5-E										
Phosphorus	**0.022**		mg/L	0.020	0.010	1	262232	03/04/21	03/04/21	SGC
Method: SM 9223Bb										
Fecal Coliform	**3.0**		MPN/100ml	1.0		1	261970	02/23/21 17:09	02/24/21 16:10	CCO
Coliform, Total	**61**		MPN/100ml	1.0		1	261970	02/23/21 17:09	02/24/21 16:10	CCO
Method: TOTAL NITROGEN										
Total Nitrogen	**1.6**		mg/L			1	262111	02/25/21	02/25/21	SLL

Results for any subcontracted analyses are not included in this section.

ENTHALPY ANALYTICAL

Analysis Results for 441271

Sample ID: SMBRP-11	Lab ID: 441271-004	Collected: 02/23/21 11:45
	Matrix: Water	

441271-004 Analyte	Result	Qual	Units	RL	MDL	DF	Batch	Prepared	Analyzed	Chemist
Method: EPA 300.0 Prep Method: METHOD										
Nitrogen, Nitrite	**0.13**		mg/L	0.10	0.02	1	261959	02/23/21 09:00	02/23/21 18:31	RKV
Nitrogen, Nitrate	**2.1**		mg/L	0.10	0.05	1	261959	02/23/21 09:00	02/23/21 18:31	RKV
Method: EPA 351.2 Prep Method: METHOD										
Nitrogen, Total Kjeldahl	**1.7**		mg/L	0.40	0.030	1	261998	02/23/21	02/24/21	ATP
Method: ORGANIC NITROGEN										
Organic Nitrogen as N	**0.73**		mg/L			1	262115	02/25/21	02/25/21	SLL
Method: SM 4500-NH3-G										
Ammonia-N	**0.97**		mg/L	0.10	0.010	1	262004	02/24/21	02/24/21	ATP
Method: SM 4500-P-B5-E										
Phosphorus	**0.028**		mg/L	0.020	0.010	1	262232	03/04/21	03/04/21	SGC
Method: SM 9223Bb										
Fecal Coliform	**4.1**		MPN/100ml	1.0		1	261970	02/23/21 17:09	02/24/21 16:10	CCO
Coliform, Total	**65**		MPN/100ml	1.0		1	261970	02/23/21 17:09	02/24/21 16:10	CCO
Method: TOTAL NITROGEN										
Total Nitrogen	**3.9**		mg/L			1	262111	02/25/21	02/25/21	SLL

Results for any subcontracted analyses are not included in this section.

ENTHALPY ANALYTICAL

Analysis Results for 441271

Sample ID: LAMW-5S	Lab ID: 441271-005	Collected: 02/23/21 09:15
	Matrix: Water	

441271-005 Analyte	Result	Qual	Units	RL	MDL	DF	Batch	Prepared	Analyzed	Chemist
Method: EPA 300.0 Prep Method: METHOD										
Nitrogen, Nitrite	ND		mg/L	0.10	0.02	1	261959	02/23/21 09:00	02/23/21 18:56	RKV
Nitrogen, Nitrate	**4.4**		mg/L	0.10	0.05	1	261959	02/23/21 09:00	02/23/21 18:56	RKV
Method: EPA 351.2 Prep Method: METHOD										
Nitrogen, Total Kjeldahl	**2.7**		mg/L	0.40	0.030	1	261998	02/23/21	02/24/21	ATP
Method: ORGANIC NITROGEN										
Organic Nitrogen as N	**0.70**		mg/L			1	262115	02/25/21	02/25/21	SLL
Method: SM 4500-NH3-G										
Ammonia-N	**2.0**		mg/L	0.10	0.010	1	262004	02/24/21	02/24/21	ATP
Method: SM 4500-P-B5-E										
Phosphorus	**2.3**		mg/L	0.10	0.050	5	262232	03/04/21	03/04/21	SGC
Method: SM 9223Bb										
Fecal Coliform	**2.0**		MPN/100ml	1.0		1	261970	02/23/21 17:09	02/24/21 16:10	CCO
Coliform, Total	**74**		MPN/100ml	1.0		1	261970	02/23/21 17:09	02/24/21 16:10	CCO
Method: TOTAL NITROGEN										
Total Nitrogen	**7.1**		mg/L			1	262111	02/25/21	02/25/21	SLL

Results for any subcontracted analyses are not included in this section.

ENTHALPY ANALYTICAL

Analysis Results for 441271

Sample ID: SMBRP-12	Lab ID: 441271-006	Collected: 02/23/21 12:50
	Matrix: Water	

441271-006 Analyte	Result	Qual	Units	RL	MDL	DF	Batch	Prepared	Analyzed	Chemist
Method: EPA 1664A Prep Method: METHOD										
Total Oil and Grease	ND		mg/L	5.0	1.4	1	262389	03/02/21	03/02/21	ECC
Method: EPA 200.7 Prep Method: EPA 3010A										
Boron	**0.64**		mg/L	0.050	0.0080	1	262013	02/24/21	02/24/21	JDB
Method: EPA 300.0 Prep Method: METHOD										
Chloride	**310**		mg/L	50	1.4	10	261959	02/23/21 09:00	02/23/21 23:49	RKV
Nitrogen, Nitrite	ND		mg/L	0.10	0.02	1	261959	02/23/21 09:00	02/23/21 21:47	RKV
Nitrogen, Nitrate	**0.05**	J	mg/L	0.10	0.05	1	261959	02/23/21 09:00	02/23/21 21:47	RKV
Sulfate	**320**		mg/L	10	2.5	10	261959	02/23/21 09:00	02/23/21 23:49	RKV
Method: EPA 351.2 Prep Method: METHOD										
Nitrogen, Total Kjeldahl	**6.5**		mg/L	0.40	0.030	1	261998	02/23/21	02/24/21	ATP
Method: ORGANIC NITROGEN										
Organic Nitrogen as N	**1.0**		mg/L			1	262115	02/25/21	02/25/21	SLL
Method: SM 2150B										
Odor	ND		TON	1.0		1	262064	02/23/21 18:45	02/23/21 18:45	SGC
Method: SM 4500-CL-G										
Chlorine, Total Residual	ND	H	mg/L	0.10	0.016	1	262023	02/24/21 14:19	02/24/21 14:19	WWC
Method: SM 4500-H+ B										
pH	**6.92**	H	SU			1	262048	02/24/21 14:30	02/24/21 14:30	SGC
Temperature	**8.20**	H	deg C	1.00		1	262048	02/24/21 14:30	02/24/21 14:30	SGC
Method: SM 4500-NH3-G										
Ammonia-N	**5.5**		mg/L	0.20	0.020	2	262004	02/24/21	02/24/21	ATP
Method: SM 4500-P-B5-E										
Phosphorus	**0.32**		mg/L	0.020	0.010	1	262232	03/04/21	03/04/21	SGC
Method: SM 5310B										
Total Organic Carbon	**8.0**		mg/L	1.0	0.18	1	262336	02/26/21	02/26/21	ATP
Method: SM 9223Bb										
Fecal Coliform	**1.0**		MPN/100ml	1.0		1	261970	02/23/21 17:09	02/24/21 16:10	CCO
Coliform, Total	**980**		MPN/100ml	1.0		1	261970	02/23/21 17:09	02/24/21 16:10	CCO
Method: SM2120B										
Color	**100**		ColorUnits	10		2	262065	02/23/21 18:45	02/23/21 18:45	SGC
Method: SM2130B										
Turbidity	**90**		NTU	0.10	0.07	1	262063	02/23/21 18:45	02/23/21 18:45	SGC
Method: SM2540C Prep Method: METHOD										
Total Dissolved Solids	**1,800**		mg/L	20		2	262192	02/26/21	02/27/21	WWC

Results for any subcontracted analyses are not included in this section.

ENTHALPY ANALYTICAL

Analysis Results for 441271

441271-006 Analyte	Result	Qual	Units	RL	MDL	DF	Batch	Prepared	Analyzed	Chemist
Method: SM2540D Prep Method: METHOD										
Total Suspended Solids	**140**		mg/L	2.0		4	262000	02/23/21	02/24/21	NLP
Method: SM5210B Prep Method: METHOD										
Biochemical Oxygen Demand	**5.9**		mg/L	3.0		1	262024	02/24/21 10:01	03/01/21 09:52	MMP
Method: SM5540C										
Surfactants (MBAS)	**0.24**		mg/L	0.040	0.027	1	262099	02/24/21 13:00	02/24/21 17:54	NLP
Method: TOTAL NITROGEN										
Total Nitrogen	**6.6**		mg/L			1	262111	02/25/21	02/25/21	SLL

Results for any subcontracted analyses are not included in this section.

ENTHALPY ANALYTICAL

Analysis Results for 441271

Sample ID: MCWP-MW04S	Lab ID: 441271-007	Collected: 02/23/21 09:30
	Matrix: Water	

441271-007 Analyte	Result	Qual	Units	RL	MDL	DF	Batch	Prepared	Analyzed	Chemist
Method: EPA 1664A Prep Method: METHOD										
Total Oil and Grease	ND		mg/L	5.0	1.4	1	262389	03/02/21	03/02/21	ECC
Method: EPA 200.7 Prep Method: EPA 3010A										
Boron	**1.6**		mg/L	0.050	0.0080	1	262013	02/24/21	02/24/21	JDB
Method: EPA 300.0 Prep Method: METHOD										
Chloride	**510**		mg/L	100	2.8	20	261959	02/23/21 09:00	02/24/21 00:13	RKV
Nitrogen, Nitrite	ND		mg/L	0.10	0.02	1	261959	02/23/21 09:00	02/23/21 16:53	RKV
Nitrogen, Nitrate	**1.6**		mg/L	0.10	0.05	1	261959	02/23/21 09:00	02/23/21 16:53	RKV
Sulfate	**2,500**		mg/L	50	13	50	262007	02/24/21 11:00	02/24/21 18:10	RKV
Method: EPA 351.2 Prep Method: METHOD										
Nitrogen, Total Kjeldahl	**1.1**		mg/L	0.40	0.030	1	261998	02/23/21	02/24/21	ATP
Method: ORGANIC NITROGEN										
Organic Nitrogen as N	**1.1**		mg/L			1	262115	02/25/21	02/25/21	SLL
Method: SM 2150B										
Odor	ND		TON	1.0		1	262064	02/23/21 18:45	02/23/21 18:45	SGC
Method: SM 4500-CL-G										
Chlorine, Total Residual	ND	H	mg/L	0.10	0.016	1	262023	02/24/21 14:19	02/24/21 14:19	WWC
Method: SM 4500-H+ B										
pH	**7.26**	H	SU			1	262048	02/24/21 14:30	02/24/21 14:30	SGC
Temperature	**7.90**	H	deg C	1.00		1	262048	02/24/21 14:30	02/24/21 14:30	SGC
Method: SM 4500-NH3-G										
Ammonia-N	ND		mg/L	0.10	0.010	1	262004	02/24/21	02/24/21	ATP
Method: SM 4500-P-B5-E										
Phosphorus	**0.37**		mg/L	0.020	0.010	1	262232	03/04/21	03/04/21	SGC
Method: SM 5310B										
Total Organic Carbon	**26**		mg/L	1.0	0.18	1	262336	02/26/21	02/26/21	ATP
Method: SM 9223Bb										
Fecal Coliform	**3.1**		MPN/100ml	1.0		1	261970	02/23/21 17:09	02/24/21 16:10	CCO

Results for any subcontracted analyses are not included in this section.

ENTHALPY ANALYTICAL

Analysis Results for 441271

441271-007 Analyte	Result	Qual	Units	RL	MDL	DF	Batch	Prepared	Analyzed	Chemist
Coliform, Total	**170**		MPN/100ml	1.0		1	261970	02/23/21 17:09	02/24/21 16:10	CCO
Method: SM2120B										
Color	**50**		ColorUnits	5		1	262065	02/23/21 18:45	02/23/21 18:45	SGC
Method: SM2130B										
Turbidity	**16**		NTU	0.10	0.07	1	262063	02/23/21 18:45	02/23/21 18:45	SGC
Method: SM2540C Prep Method: METHOD										
Total Dissolved Solids	**4,900**		mg/L	20		2	262192	02/26/21	02/27/21	WWC
Method: SM2540D Prep Method: METHOD										
Total Suspended Solids	**6.0**		mg/L	0.6		1.1	262000	02/23/21	02/24/21	NLP
Method: SM5210B Prep Method: METHOD										
Biochemical Oxygen Demand	ND		mg/L	3.0		1	262024	02/24/21 10:03	03/01/21 09:52	MMP
Method: SM5540C										
Surfactants (MBAS)	**120**		mg/L	0.040	0.027	1	262099	02/24/21 13:00	02/24/21 17:54	NLP
Method: TOTAL NITROGEN										
Total Nitrogen	**2.7**		mg/L			1	262111	02/25/21	02/25/21	SLL

Results for any subcontracted analyses are not included in this section.

ENTHALPY ANALYTICAL

Analysis Results for 441271

Sample ID: MCWP-MW07S	Lab ID: 441271-008	Collected: 02/23/21 11:20
	Matrix: Water	

441271-008 Analyte	Result	Qual	Units	RL	MDL	DF	Batch	Prepared	Analyzed	Chemist
Method: EPA 1664A Prep Method: METHOD										
Total Oil and Grease	ND		mg/L	5.0	1.4	1	262389	03/02/21	03/02/21	ECC
Method: EPA 200.7 Prep Method: EPA 3010A										
Boron	**0.39**		mg/L	0.050	0.0080	1	262013	02/24/21	02/24/21	JDB
Method: EPA 300.0 Prep Method: METHOD										
Chloride	**200**		mg/L	50	1.4	10	261959	02/23/21 09:00	02/24/21 00:38	RKV
Nitrogen, Nitrite	ND		mg/L	0.10	0.02	1	261959	02/23/21 09:00	02/23/21 22:11	RKV
Nitrogen, Nitrate	**4.5**		mg/L	0.10	0.05	1	261959	02/23/21 09:00	02/23/21 22:11	RKV
Sulfate	**270**		mg/L	10	2.5	10	261959	02/23/21 09:00	02/24/21 00:38	RKV
Method: EPA 351.2 Prep Method: METHOD										
Nitrogen, Total Kjeldahl	**0.66**		mg/L	0.40	0.030	1	261998	02/23/21	02/24/21	ATP
Method: ORGANIC NITROGEN										
Organic Nitrogen as N	**0.43**		mg/L			1	262115	02/25/21	02/25/21	SLL
Method: SM 2150B										
Odor	ND		TON	1.0		1	262064	02/23/21 18:45	02/23/21 18:45	SGC
Method: SM 4500-CL-G										
Chlorine, Total Residual	ND	H	mg/L	0.10	0.016	1	262023	02/24/21 14:19	02/24/21 14:19	WWC
Method: SM 4500-H+ B										
pH	**7.28**	H	SU			1	262051	02/24/21 15:15	02/24/21 15:15	SGC
Temperature	**8.10**	H	deg C	1.00		1	262051	02/24/21 15:15	02/24/21 15:15	SGC
Method: SM 4500-NH3-G										
Ammonia-N	**0.23**		mg/L	0.10	0.010	1	262004	02/24/21	02/24/21	ATP
Method: SM 4500-P-B5-E										
Phosphorus	**0.18**		mg/L	0.020	0.010	1	262232	03/04/21	03/04/21	SGC
Method: SM 5310B										
Total Organic Carbon	**3.0**	B	mg/L	1.0	0.18	1	262336	02/26/21	02/26/21	ATP
Method: SM 9223Bb										
Fecal Coliform	**190**		MPN/100ml	1.0		1	261970	02/23/21 17:09	02/24/21 16:10	CCO

Results for any subcontracted analyses are not included in this section.

ENTHALPY ANALYTICAL

Analysis Results for 441271

441271-008 Analyte	Result	Qual	Units	RL	MDL	DF	Batch	Prepared	Analyzed	Chemist
Coliform, Total	**200**		MPN/100ml	1.0		1	261970	02/23/21 17:09	02/24/21 16:10	CCO
Method: SM2120B										
Color	**40**		ColorUnits	5		1	262065	02/23/21 18:45	02/23/21 18:45	SGC
Method: SM2130B										
Turbidity	**18**		NTU	0.10	0.07	1	262063	02/23/21 18:45	02/23/21 18:45	SGC
Method: SM2540C Prep Method: METHOD										
Total Dissolved Solids	**1,200**		mg/L	20		2	262192	02/26/21	02/27/21	WWC
Method: SM2540D Prep Method: METHOD										
Total Suspended Solids	**31**		mg/L	0.7		1.3	262093	02/24/21	02/24/21	NLP
Method: SM5210B Prep Method: METHOD										
Biochemical Oxygen Demand	**5.1**		mg/L	3.0		1	262024	02/24/21 10:05	03/01/21 09:52	MMP
Method: SM5540C										
Surfactants (MBAS)	**0.15**		mg/L	0.040	0.027	1	262099	02/24/21 13:00	02/24/21 17:54	NLP
Method: TOTAL NITROGEN										
Total Nitrogen	**5.2**		mg/L			1	262111	02/25/21	02/25/21	SLL

Results for any subcontracted analyses are not included in this section.

ENTHALPY ANALYTICAL

Analysis Results for 441271

Sample ID: MCWP-MW07D	Lab ID: 441271-009	Collected: 02/23/21 12:05
	Matrix: Water	

441271-009 Analyte	Result	Qual	Units	RL	MDL	DF	Batch	Prepared	Analyzed	Chemist
Method: EPA 1664A Prep Method: METHOD										
Total Oil and Grease	ND		mg/L	5.0	1.4	1	262389	03/02/21	03/02/21	ECC
Method: EPA 200.7 Prep Method: EPA 3010A										
Boron	**0.059**		mg/L	0.050	0.0080	1	262013	02/24/21	02/24/21	JDB
Method: EPA 300.0 Prep Method: METHOD										
Chloride	**19**		mg/L	5.0	0.14	1	261959	02/23/21 09:00	02/23/21 22:36	RKV
Nitrogen, Nitrite	**0.05**	J	mg/L	0.10	0.02	1	261959	02/23/21 09:00	02/23/21 22:36	RKV
Nitrogen, Nitrate	ND		mg/L	0.10	0.05	1	261959	02/23/21 09:00	02/23/21 22:36	RKV
Sulfate	**17**		mg/L	1.0	0.25	1	261959	02/23/21 09:00	02/23/21 22:36	RKV
Method: EPA 351.2 Prep Method: METHOD										
Nitrogen, Total Kjeldahl	**3.3**		mg/L	0.40	0.030	1	261998	02/23/21	02/24/21	ATP
Method: ORGANIC NITROGEN										
Organic Nitrogen as N	**2.0**		mg/L			1	262115	02/25/21	02/25/21	SLL
Method: SM 2150B										
Odor	ND		TON	1.0		1	262064	02/23/21 18:45	02/23/21 18:45	SGC
Method: SM 4500-CL-G										
Chlorine, Total Residual	ND	H	mg/L	0.10	0.016	1	262023	02/24/21 14:19	02/24/21 14:19	WWC
Method: SM 4500-H+ B										
pH	**6.66**	H	SU			1	262051	02/24/21 15:15	02/24/21 15:15	SGC
Temperature	**8.60**	H	deg C	1.00		1	262051	02/24/21 15:15	02/24/21 15:15	SGC
Method: SM 4500-NH3-G										
Ammonia-N	**1.3**		mg/L	0.10	0.010	1	262004	02/24/21	02/24/21	ATP
Method: SM 4500-P-B5-E										
Phosphorus	**0.15**		mg/L	0.020	0.010	1	262232	03/04/21	03/04/21	SGC
Method: SM 5310B										
Total Organic Carbon	**15**		mg/L	1.0	0.18	1	262336	02/26/21	02/26/21	ATP
Method: SM 9223Bb										
Fecal Coliform	**1,100**		MPN/100ml	1.0		1	261970	02/23/21 17:09	02/24/21 16:10	CCO

Results for any subcontracted analyses are not included in this section.

ENTHALPY ANALYTICAL

Analysis Results for 441271

441271-009 Analyte	Result	Qual	Units	RL	MDL	DF	Batch	Prepared	Analyzed	Chemist
Coliform, Total	**>2,400**		MPN/100ml	1.0		1	261970	02/23/21 17:09	02/24/21 16:10	CCO
Method: SM2120B										
Color	**150**		ColorUnits	15		3	262065	02/23/21 18:45	02/23/21 18:45	SGC
Method: SM2130B										
Turbidity	**38**		NTU	0.10	0.07	1	262063	02/23/21 18:45	02/23/21 18:45	SGC
Method: SM2540C Prep Method: METHOD										
Total Dissolved Solids	**170**		mg/L	20		2	262192	02/26/21	02/27/21	WWC
Method: SM2540D Prep Method: METHOD										
Total Suspended Solids	**70**		mg/L	2.5		5	262093	02/24/21	02/24/21	NLP
Method: SM5210B Prep Method: METHOD										
Biochemical Oxygen Demand	**15**		mg/L	3.0		1	262024	02/24/21 10:07	03/01/21 09:52	MMP
Method: SM5540C										
Surfactants (MBAS)	**3.0**		mg/L	0.20	0.14	5	262099	02/24/21 13:00	02/24/21 17:54	NLP
Method: TOTAL NITROGEN										
Total Nitrogen	**3.4**		mg/L			1	262111	02/25/21	02/25/21	SLL

Results for any subcontracted analyses are not included in this section.

ENTHALPY ANALYTICAL

Analysis Results for 441271

Sample ID: MCWP-MW09	Lab ID: 441271-010	Collected: 02/23/21 13:00
	Matrix: Water	

441271-010 Analyte	Result	Qual	Units	RL	MDL	DF	Batch	Prepared	Analyzed	Chemist
Method: EPA 1664A Prep Method: METHOD										
Total Oil and Grease	ND		mg/L	5.0	1.4	1	262389	03/02/21	03/02/21	ECC
Method: EPA 200.7 Prep Method: EPA 3010A										
Boron	**0.71**		mg/L	0.050	0.0080	1	262013	02/24/21	02/24/21	JDB
Method: EPA 300.0 Prep Method: METHOD										
Chloride	**410**		mg/L	50	1.4	10	261959	02/23/21 09:00	02/24/21 01:27	RKV
Nitrogen, Nitrite	ND		mg/L	0.10	0.02	1	261959	02/23/21 09:00	02/23/21 23:00	RKV
Nitrogen, Nitrate	**1.0**		mg/L	0.10	0.05	1	261959	02/23/21 09:00	02/23/21 23:00	RKV
Sulfate	**490**		mg/L	10	2.5	10	261959	02/23/21 09:00	02/24/21 01:27	RKV
Method: EPA 351.2 Prep Method: METHOD										
Nitrogen, Total Kjeldahl	**0.55**		mg/L	0.40	0.030	1	261994	02/23/21	02/24/21	ATP
Method: ORGANIC NITROGEN										
Organic Nitrogen as N	**0.51**		mg/L			1	262115	02/25/21	02/25/21	SLL
Method: SM 2150B										
Odor	ND		TON	1.0		1	262064	02/23/21 18:45	02/23/21 18:45	SGC
Method: SM 4500-CL-G										
Chlorine, Total Residual	ND	H	mg/L	0.10	0.016	1	262023	02/24/21 14:19	02/24/21 14:19	WWC
Method: SM 4500-H+ B										
pH	**7.57**	H	SU			1	262051	02/24/21 15:15	02/24/21 15:15	SGC
Temperature	**10.40**	H	deg C	1.00		1	262051	02/24/21 15:15	02/24/21 15:15	SGC
Method: SM 4500-NH3-G										
Ammonia-N	**0.039**	J	mg/L	0.10	0.010	1	262004	02/24/21	02/24/21	ATP
Method: SM 4500-P-B5-E										
Phosphorus	**0.057**		mg/L	0.020	0.010	1	262038	02/24/21	02/24/21	SGC
Method: SM 5310B										
Total Organic Carbon	**2.3**	B	mg/L	1.0	0.18	1	262336	02/26/21	02/26/21	ATP
Method: SM 9223Bb										
Fecal Coliform	<1.0		MPN/100ml	1.0		1	261970	02/23/21 17:09	02/24/21 16:10	CCO

Results for any subcontracted analyses are not included in this section.

ENTHALPY ANALYTICAL

Analysis Results for 441271

441271-010 Analyte	Result	Qual	Units	RL	MDL	DF	Batch	Prepared	Analyzed	Chemist
Coliform, Total	**170**		MPN/100ml	1.0		1	261970	02/23/21 17:09	02/24/21 16:10	CCO
Method: SM2120B										
Color	**20**		ColorUnits	5		1	262065	02/23/21 18:45	02/23/21 18:45	SGC
Method: SM2130B										
Turbidity	**10**		NTU	0.10	0.07	1	262063	02/23/21 18:45	02/23/21 18:45	SGC
Method: SM2540C Prep Method: METHOD										
Total Dissolved Solids	**1,700**		mg/L	20		2	262192	02/26/21	02/27/21	WWC
Method: SM2540D Prep Method: METHOD										
Total Suspended Solids	**8.7**		mg/L	0.6		1.1	262093	02/24/21	02/24/21	NLP
Method: SM5210B Prep Method: METHOD										
Biochemical Oxygen Demand	**5.7**		mg/L	3.0		1	262024	02/24/21 10:09	03/01/21 09:52	MMP
Method: SM5540C										
Surfactants (MBAS)	**0.12**		mg/L	0.040	0.027	1	262099	02/24/21 13:00	02/24/21 17:54	NLP
Method: TOTAL NITROGEN										
Total Nitrogen	**1.6**		mg/L			1	262111	02/25/21	02/25/21	SLL

<	Value is less than indicated concentration
>	Value exceeds indicated concentration
B	Contamination found in associated Method Blank
H	Holding time was exceeded
J	Estimated value
ND	Not Detected

Results for any subcontracted analyses are not included in this section.

ENTHALPY ANALYTICAL

Batch QC

Type:	**Blank**	**Lab ID:**	**QC910417**	**Batch:**	**261959**
Matrix:	**Drinking Water**	**Method:**	**EPA 300.0**	**Prep Method:**	**METHOD**

QC910417 Analyte	Result	Qual	Units	RL	MDL	Prepared	Analyzed
Chloride	ND		mg/L	5.0	0.14	02/23/21 09:00	02/23/21 16:29
Nitrogen, Nitrite	ND		mg/L	0.10	0.02	02/23/21 09:00	02/23/21 16:29
Nitrogen, Nitrate	ND		mg/L	0.10	0.05	02/23/21 09:00	02/23/21 16:29
Sulfate	ND		mg/L	1.0	0.25	02/23/21 09:00	02/23/21 16:29

Type:	**Lab Control Sample**	**Lab ID:**	**QC910418**	**Batch:**	**261959**
Matrix:	**Drinking Water**	**Method:**	**EPA 300.0**	**Prep Method:**	**METHOD**

QC910418 Analyte	Result	Spiked	Units	Recovery	Qual	Limits
Chloride	100.0	100.0	mg/L	100%		90-110
Nitrogen, Nitrite	9.248	9.134	mg/L	101%		90-110
Nitrogen, Nitrate	9.110	9.036	mg/L	101%		90-110
Sulfate	51.75	50.00	mg/L	103%		90-110

Type:	**Matrix Spike**	**Lab ID:**	**QC910419**	**Batch:**	**261959**
Matrix (Source ID):	**Drinking Water (441034-001)**	**Method:**	**EPA 300.0**	**Prep Method:**	**METHOD**

QC910419 Analyte	Result	Source Sample Result	Spiked	Units	Recovery	Qual	Limits	DF
Chloride	166.9	66.22	100.0	mg/L	101%		80-120	1
Nitrogen, Nitrite	9.143	ND	9.134	mg/L	100%		80-120	1
Nitrogen, Nitrate	9.367	0.04670	9.036	mg/L	103%		80-120	1
Sulfate	63.80	13.13	50.00	mg/L	101%		80-120	1

Type:	**Matrix Spike Duplicate**	**Lab ID:**	**QC910420**	**Batch:**	**261959**
Matrix (Source ID):	**Drinking Water (441034-001)**	**Method:**	**EPA 300.0**	**Prep Method:**	**METHOD**

QC910420 Analyte	Result	Source Sample Result	Spiked	Units	Recovery	Qual	Limits	RPD	RPD Lim	DF
Chloride	166.6	66.22	100.0	mg/L	100%		80-120	0	20	1
Nitrogen, Nitrite	9.180	ND	9.134	mg/L	101%		80-120	0	20	1
Nitrogen, Nitrate	9.342	0.04670	9.036	mg/L	103%		80-120	0	20	1
Sulfate	63.86	13.13	50.00	mg/L	101%		80-120	0	20	1

ENTHALPY ANALYTICAL

Batch QC

Type:	**Matrix Spike**	**Lab ID:**	**QC910421**	**Batch:**	**261959**
Matrix (Source ID):	**Drinking Water (441283-001)**	**Method:**	**EPA 300.0**	**Prep Method:**	**METHOD**

QC910421 Analyte	Result	Source Sample Result	Spiked	Units	Recovery	Qual	Limits	DF
Chloride	108.6	7.595	100.0	mg/L	101%		80-120	1
Nitrogen, Nitrite	8.996	ND	9.134	mg/L	98%		80-120	1
Nitrogen, Nitrate	10.06	0.7132	9.036	mg/L	103%		80-120	1
Sulfate	79.01	28.72	50.00	mg/L	101%		80-120	1

Type:	**Matrix Spike Duplicate**	**Lab ID:**	**QC910422**	**Batch:**	**261959**
Matrix (Source ID):	**Drinking Water (441283-001)**	**Method:**	**EPA 300.0**	**Prep Method:**	**METHOD**

QC910422 Analyte	Result	Source Sample Result	Spiked	Units	Recovery	Qual	Limits	RPD	RPD Lim	DF
Chloride	110.2	7.595	100.0	mg/L	103%		80-120	1	20	1
Nitrogen, Nitrite	9.148	ND	9.134	mg/L	100%		80-120	2	20	1
Nitrogen, Nitrate	10.08	0.7132	9.036	mg/L	104%		80-120	0	20	1
Sulfate	79.59	28.72	50.00	mg/L	102%		80-120	1	20	1

Type:	**Blank**	**Lab ID:**	**QC910522**	**Batch:**	**261994**
Matrix:	**Water**	**Method:**	**EPA 351.2**	**Prep Method:**	**METHOD**

QC910522 Analyte	Result	Qual	Units	RL	MDL	Prepared	Analyzed
Nitrogen, Total Kjeldahl	ND		mg/L	0.20	0.015	02/23/21	02/24/21

Type:	**Lab Control Sample**	**Lab ID:**	**QC910523**	**Batch:**	**261994**
Matrix:	**Water**	**Method:**	**EPA 351.2**	**Prep Method:**	**METHOD**

QC910523 Analyte	Result	Spiked	Units	Recovery	Qual	Limits
Nitrogen, Total Kjeldahl	2.399	2.500	mg/L	96%		90-110

Type:	**Matrix Spike**	**Lab ID:**	**QC910524**	**Batch:**	**261994**
Matrix (Source ID):	**Water (441087-001)**	**Method:**	**EPA 351.2**	**Prep Method:**	**METHOD**

QC910524 Analyte	Result	Source Sample Result	Spiked	Units	Recovery	Qual	Limits	DF
Nitrogen, Total Kjeldahl	13.47	0.3180	12.50	mg/L	105%		90-110	2.5

ENTHALPY ANALYTICAL

Batch QC

Type:	Matrix Spike Duplicate	Lab ID:	QC910525	Batch:	261994
Matrix (Source ID):	Water (441087-001)	Method:	EPA 351.2	Prep Method:	METHOD

QC910525 Analyte	Result	Source Sample Result	Spiked	Units	Recovery	Qual	Limits	RPD	RPD Lim	DF
Nitrogen, Total Kjeldahl	12.81	0.3180	12.50	mg/L	100%		90-110	5	20	2.5

Type:	Blank	Lab ID:	QC910530	Batch:	261998
Matrix:	Water	Method:	EPA 351.2	Prep Method:	METHOD

QC910530 Analyte	Result	Qual	Units	RL	MDL	Prepared	Analyzed
Nitrogen, Total Kjeldahl	ND		mg/L	0.20	0.015	02/23/21	02/24/21

Type:	Lab Control Sample	Lab ID:	QC910531	Batch:	261998
Matrix:	Water	Method:	EPA 351.2	Prep Method:	METHOD

QC910531 Analyte	Result	Spiked	Units	Recovery	Qual	Limits
Nitrogen, Total Kjeldahl	2.424	2.500	mg/L	97%		90-110

Type:	Matrix Spike	Lab ID:	QC910532	Batch:	261998
Matrix (Source ID):	Water (441192-001)	Method:	EPA 351.2	Prep Method:	METHOD

QC910532 Analyte	Result	Source Sample Result	Spiked	Units	Recovery	Qual	Limits	DF
Nitrogen, Total Kjeldahl	13.61	1.411	12.50	mg/L	98%		90-110	2.5

Type:	Matrix Spike Duplicate	Lab ID:	QC910533	Batch:	261998
Matrix (Source ID):	Water (441192-001)	Method:	EPA 351.2	Prep Method:	METHOD

QC910533 Analyte	Result	Source Sample Result	Spiked	Units	Recovery	Qual	Limits	RPD	RPD Lim	DF
Nitrogen, Total Kjeldahl	13.16	1.411	12.50	mg/L	94%		90-110	3	20	2.5

Type:	Blank	Lab ID:	QC910538	Batch:	262000
Matrix:	Water	Method:	SM2540D	Prep Method:	METHOD

QC910538 Analyte	Result	Qual	Units	RL	MDL	Prepared	Analyzed
Total Suspended Solids	ND		mg/L	0.5		02/23/21	02/24/21

ENTHALPY ANALYTICAL

Batch QC

Type: Sample Duplicate	Lab ID: QC910539	Batch: 262000
Matrix (Source ID): Water (441153-002)	Method: SM2540D	Prep Method: METHOD

QC910539 Analyte	Result	Source Sample Result	Units	Qual	RPD	RPD Lim	DF
Total Suspended Solids	362.0	356.0	mg/L		2	5	20

Type: Blank	Lab ID: QC910544	Batch: 262004
Matrix: Water	Method: SM 4500-NH3-G	

QC910544 Analyte	Result	Qual	Units	RL	MDL	Prepared	Analyzed
Ammonia-N	ND		mg/L	0.10	0.010	02/24/21	02/24/21

Type: Lab Control Sample	Lab ID: QC910545	Batch: 262004
Matrix: Water	Method: SM 4500-NH3-G	

QC910545 Analyte	Result	Spiked	Units	Recovery	Qual	Limits
Ammonia-N	2.709	2.500	mg/L	108%		80-120

Type: Matrix Spike	Lab ID: QC910546	Batch: 262004
Matrix (Source ID): Water (441271-001)	Method: SM 4500-NH3-G	

QC910546 Analyte	Result	Source Sample Result	Spiked	Units	Recovery	Qual	Limits	DF
Ammonia-N	2.493	ND	2.500	mg/L	100%		80-120	1

Type: Matrix Spike Duplicate	Lab ID: QC910547	Batch: 262004
Matrix (Source ID): Water (441271-001)	Method: SM 4500-NH3-G	

QC910547 Analyte	Result	Source Sample Result	Spiked	Units	Recovery	Qual	Limits	RPD	RPD Lim	DF
Ammonia-N	2.475	ND	2.500	mg/L	99%		80-120	1	20	1

Type: Blank	Lab ID: QC910557	Batch: 262007
Matrix: Drinking Water	Method: EPA 300.0	Prep Method: METHOD

QC910557 Analyte	Result	Qual	Units	RL	MDL	Prepared	Analyzed
Sulfate	ND		mg/L	1.0	0.25	02/24/21 11:00	02/24/21 12:03

ENTHALPY ANALYTICAL

Batch QC

Type: Lab Control Sample	Lab ID: QC910558	Batch: 262007
Matrix: Drinking Water	Method: EPA 300.0	Prep Method: METHOD

QC910558 Analyte	Result	Spiked	Units	Recovery	Qual	Limits
Sulfate	51.60	50.00	mg/L	103%		90-110

Type: Matrix Spike	Lab ID: QC910561	Batch: 262007
Matrix (Source ID): Water (441281-006)	Method: EPA 300.0	Prep Method: METHOD

QC910561 Analyte	Result	Source Sample Result	Spiked	Units	Recovery	Qual	Limits	DF
Sulfate	495.2	458.7	50.00	mg/L	73%	NM	80-120	20

Type: Matrix Spike Duplicate	Lab ID: QC910562	Batch: 262007
Matrix (Source ID): Water (441281-006)	Method: EPA 300.0	Prep Method: METHOD

QC910562 Analyte	Result	Source Sample Result	Spiked	Units	Recovery	Qual	Limits	RPD	RPD Lim	DF
Sulfate	494.6	458.7	50.00	mg/L	72%	NM	80-120	0	20	20

Type: Blank	Lab ID: QC910581	Batch: 262013
Matrix: Water	Method: EPA 200.7	Prep Method: EPA 3010A

QC910581 Analyte	Result	Qual	Units	RL	MDL	Prepared	Analyzed
Boron	ND		mg/L	0.050	0.0080	02/24/21	02/24/21

Type: Lab Control Sample	Lab ID: QC910582	Batch: 262013
Matrix: Water	Method: EPA 200.7	Prep Method: EPA 3010A

QC910582 Analyte	Result	Spiked	Units	Recovery	Qual	Limits
Boron	1.948	2.000	mg/L	97%		85-115

Type: Matrix Spike	Lab ID: QC910583	Batch: 262013
Matrix (Source ID): Water (441271-010)	Method: EPA 200.7	Prep Method: EPA 3010A

QC910583 Analyte	Result	Source Sample Result	Spiked	Units	Recovery	Qual	Limits	DF
Boron	1.728	0.7059	1.000	mg/L	102%		75-125	1

ENTHALPY ANALYTICAL

Batch QC

Type:	**Matrix Spike Duplicate**	**Lab ID:**	**QC910584**	**Batch:**	**262013**
Matrix (Source ID):	**Water (441271-010)**	**Method:**	**EPA 200.7**	**Prep Method:**	**EPA 3010A**

QC910584 Analyte	Result	Source Sample Result	Spiked	Units	Recovery	Qual	Limits	RPD	RPD Lim	DF
Boron	1.751	0.7059	1.000	mg/L	105%		75-125	1	20	1

Type:	**Blank**	**Lab ID:**	**QC910607**	**Batch:**	**262023**
Matrix:	**Water**	**Method:**	**SM 4500-CL-G**		

QC910607 Analyte	Result	Qual	Units	RL	MDL	Prepared	Analyzed
Chlorine, Total Residual	ND		mg/L	0.10	0.016	02/24/21 14:19	02/24/21 14:19

Type:	**Lab Control Sample**	**Lab ID:**	**QC910608**	**Batch:**	**262023**
Matrix:	**Water**	**Method:**	**SM 4500-CL-G**		

QC910608 Analyte	Result	Spiked	Units	Recovery	Qual	Limits
Chlorine, Total Residual	0.9110	1.000	mg/L	91%		80-120

Type:	**Sample Duplicate**	**Lab ID:**	**QC910609**	**Batch:**	**262023**
Matrix (Source ID):	**Water (441271-006)**	**Method:**	**SM 4500-CL-G**		

QC910609 Analyte	Result	Source Sample Result	Units	Qual	RPD	RPD Lim	DF
Chlorine, Total Residual	ND	ND	mg/L			20	1

Type:	**Blank**	**Lab ID:**	**QC910610**	**Batch:**	**262024**
Matrix:	**Water**	**Method:**	**SM5210B**	**Prep Method:**	**METHOD**

QC910610 Analyte	Result	Qual	Units	RL	MDL	Prepared	Analyzed
Biochemical Oxygen Demand	ND		mg/L	3.0		02/24/21 09:51	03/01/21 09:52

Type:	**Lab Control Sample**	**Lab ID:**	**QC910611**	**Batch:**	**262024**
Matrix:	**Water**	**Method:**	**SM5210B**	**Prep Method:**	**METHOD**

QC910611 Analyte	Result	Spiked	Units	Recovery	Qual	Limits
Biochemical Oxygen Demand	207.0	198.0	mg/L	105%		84.6-115.4

ENTHALPY ANALYTICAL

Batch QC

Type: Blank **Lab ID: QC910643** **Batch: 262038**
Matrix: Water **Method: SM 4500-P-B5-E**

QC910643 Analyte	Result	Qual	Units	RL	MDL	Prepared	Analyzed
Phosphorus	ND		mg/L	0.020	0.010	02/24/21	02/24/21

Type: Lab Control Sample **Lab ID: QC910644** **Batch: 262038**
Matrix: Water **Method: SM 4500-P-B5-E**

QC910644 Analyte	Result	Spiked	Units	Recovery	Qual	Limits
Phosphorus	0.4340	0.4000	mg/L	109%		80-120

Type: Matrix Spike **Lab ID: QC910645** **Batch: 262038**
Matrix (Source ID): Water (441271-010) **Method: SM 4500-P-B5-E**

QC910645 Analyte	Result	Source Sample Result	Spiked	Units	Recovery	Qual	Limits	DF
Phosphorus	0.4390	0.05700	0.4000	mg/L	96%		75-125	1

Type: Matrix Spike Duplicate **Lab ID: QC910646** **Batch: 262038**
Matrix (Source ID): Water (441271-010) **Method: SM 4500-P-B5-E**

QC910646 Analyte	Result	Source Sample Result	Spiked	Units	Recovery	Qual	Limits	RPD	RPD Lim	DF
Phosphorus	0.4110	0.05700	0.4000	mg/L	89%		75-125	7	20	1

Type: Sample Duplicate **Lab ID: QC910670** **Batch: 262048**
Matrix (Source ID): Water (441271-007) **Method: SM 4500-H+ B**

QC910670 Analyte	Result	Source Sample Result	Units	Qual	RPD	RPD Lim	DF
pH	7.230	7.260	SU		0	20	1
Temperature	7.800	7.900	deg C		1	20	1

Type: Sample Duplicate **Lab ID: QC910673** **Batch: 262051**
Matrix (Source ID): Water (441284-006) **Method: SM 4500-H+ B**

QC910673 Analyte	Result	Source Sample Result	Units	Qual	RPD	RPD Lim	DF
pH	8.770	8.750	SU		0	20	1
Temperature	17.50	17.50	deg C		0	20	1

ENTHALPY ANALYTICAL

Batch QC

Type: Sample Duplicate	Lab ID: QC910685	Batch: 262063
Matrix (Source ID): Water (441271-006)	Method: SM2130B	

QC910685 Analyte	Result	Source Sample Result	Units	Qual	RPD	RPD Lim	DF
Turbidity	90.00	89.70	NTU		0	20	1

Type: Sample Duplicate	Lab ID: QC910686	Batch: 262064
Matrix (Source ID): Water (441271-006)	Method: SM 2150B	

QC910686 Analyte	Result	Source Sample Result	Units	Qual	RPD	RPD Lim	DF
Odor	ND	ND	TON			20	1

Type: Sample Duplicate	Lab ID: QC910687	Batch: 262065
Matrix (Source ID): Water (441271-006)	Method: SM2120B	

QC910687 Analyte	Result	Source Sample Result	Units	Qual	RPD	RPD Lim	DF
Color	100.0	100.0	ColorUnits		0	20	2

Type: Blank	Lab ID: QC910766	Batch: 262093
Matrix: Water	Method: SM2540D	Prep Method: METHOD

QC910766 Analyte	Result	Qual	Units	RL	MDL	Prepared	Analyzed
Total Suspended Solids	ND		mg/L	0.5		02/24/21	02/24/21

Type: Sample Duplicate	Lab ID: QC910767	Batch: 262093
Matrix (Source ID): Water (441182-002)	Method: SM2540D	Prep Method: METHOD

QC910767 Analyte	Result	Source Sample Result	Units	Qual	RPD	RPD Lim	DF
Total Suspended Solids	1,344	1376	mg/L		2	5	40

Type: Blank	Lab ID: QC910780	Batch: 262099
Matrix: Water	Method: SM5540C	

QC910780 Analyte	Result	Qual	Units	RL	MDL	Prepared	Analyzed
Surfactants (MBAS)	ND		mg/L	0.040	0.027	02/24/21 13:00	02/24/21 17:54

ENTHALPY ANALYTICAL

Batch QC

Type: Lab Control Sample	Lab ID: QC910781	Batch: 262099
Matrix: Water	Method: SM5540C	

QC910781 Analyte	Result	Spiked	Units	Recovery	Qual	Limits
Surfactants (MBAS)	0.9830	1.000	mg/L	98%		90-110

Type: Matrix Spike	Lab ID: QC910782	Batch: 262099
Matrix (Source ID): Water (441271-010)	Method: SM5540C	

QC910782 Analyte	Result	Source Sample Result	Spiked	Units	Recovery	Qual	Limits	DF
Surfactants (MBAS)	1.099	0.1160	1.000	mg/L	98%		80-120	1

Type: Matrix Spike Duplicate	Lab ID: QC910783	Batch: 262099
Matrix (Source ID): Water (441271-010)	Method: SM5540C	

QC910783 Analyte	Result	Source Sample Result	Spiked	Units	Recovery	Qual	Limits	RPD	RPD Lim	DF
Surfactants (MBAS)	1.030	0.1160	1.000	mg/L	91%		80-120	6	20	1

Type: Blank	Lab ID: QC911023	Batch: 262192
Matrix: Water	Method: SM2540C	Prep Method: METHOD

QC911023 Analyte	Result	Qual	Units	RL	MDL	Prepared	Analyzed
Total Dissolved Solids	ND		mg/L	10		02/26/21	02/27/21

Type: Lab Control Sample	Lab ID: QC911024	Batch: 262192
Matrix: Water	Method: SM2540C	Prep Method: METHOD

QC911024 Analyte	Result	Spiked	Units	Recovery	Qual	Limits
Total Dissolved Solids	101.0	100.0	mg/L	101%		90-110

Type: Sample Duplicate	Lab ID: QC911025	Batch: 262192
Matrix (Source ID): Water (441271-007)	Method: SM2540C	Prep Method: METHOD

QC911025 Analyte	Result	Source Sample Result	Units	Qual	RPD	RPD Lim	DF
Total Dissolved Solids	4,888	4938	mg/L		1	5	2

ENTHALPY ANALYTICAL

Batch QC

Type: Blank **Lab ID: QC911127** **Batch: 262232**
Matrix: Water **Method: SM 4500-P-B5-E**

QC911127 Analyte	Result	Qual	Units	RL	MDL	Prepared	Analyzed
Phosphorus	ND		mg/L	0.020	0.010	03/04/21	03/04/21

Type: Lab Control Sample **Lab ID: QC911128** **Batch: 262232**
Matrix: Water **Method: SM 4500-P-B5-E**

QC911128 Analyte	Result	Spiked	Units	Recovery	Qual	Limits
Phosphorus	0.3740	0.4000	mg/L	94%		80-120

Type: Matrix Spike **Lab ID: QC911129** **Batch: 262232**
Matrix (Source ID): Water (441271-001) **Method: SM 4500-P-B5-E**

QC911129 Analyte	Result	Source Sample Result	Spiked	Units	Recovery	Qual	Limits	DF
Phosphorus	1.733	0.3900	1.000	mg/L	134%	*	75-125	2.5

Type: Matrix Spike Duplicate **Lab ID: QC911130** **Batch: 262232**
Matrix (Source ID): Water (441271-001) **Method: SM 4500-P-B5-E**

QC911130 Analyte	Result	Source Sample Result	Spiked	Units	Recovery	Qual	Limits	RPD	RPD Lim	DF
Phosphorus	1.728	0.3900	1.000	mg/L	134%	*	75-125	0	20	2.5

Type: Blank **Lab ID: QC911426** **Batch: 262336**
Matrix: Water **Method: SM 5310B**

QC911426 Analyte	Result	Qual	Units	RL	MDL	Prepared	Analyzed
Total Organic Carbon	0.49	J	mg/L	1.0	0.18	02/26/21	02/26/21

Type: Lab Control Sample **Lab ID: QC911427** **Batch: 262336**
Matrix: Water **Method: SM 5310B**

QC911427 Analyte	Result	Spiked	Units	Recovery	Qual	Limits
Total Organic Carbon	9.683	10.00	mg/L	97%		80-120

ENTHALPY ANALYTICAL

Batch QC

Type: Matrix Spike	**Lab ID:** QC911428	**Batch:** 262336
Matrix (Source ID): Water (441281-006)	**Method:** SM 5310B	

QC911428 Analyte	Result	Source Sample Result	Spiked	Units	Recovery	Qual	Limits	DF
Total Organic Carbon	40.42	4.684	40.00	mg/L	89%		80-120	4

Type: Matrix Spike Duplicate	**Lab ID:** QC911429	**Batch:** 262336
Matrix (Source ID): Water (441281-006)	**Method:** SM 5310B	

QC911429 Analyte	Result	Source Sample Result	Spiked	Units	Recovery	Qual	Limits	RPD	RPD Lim	DF
Total Organic Carbon	43.89	4.684	40.00	mg/L	98%		80-120	8	20	4

Type: Blank	**Lab ID:** QC911589	**Batch:** 262389
Matrix: Water	**Method:** EPA 1664A	**Prep Method:** METHOD

QC911589 Analyte	Result	Qual	Units	RL	MDL	Prepared	Analyzed
Total Oil and Grease	ND		mg/L	5.0	1.4	03/02/21	03/02/21

Type: Lab Control Sample	**Lab ID:** QC911590	**Batch:** 262389
Matrix: Water	**Method:** EPA 1664A	**Prep Method:** METHOD

QC911590 Analyte	Result	Spiked	Units	Recovery	Qual	Limits
Total Oil and Grease	36.80	40.00	mg/L	92%		78-114

Type: Lab Control Sample Duplicate	**Lab ID:** QC911591	**Batch:** 262389
Matrix: Water	**Method:** EPA 1664A	**Prep Method:** METHOD

QC911591 Analyte	Result	Spiked	Units	Recovery	Qual	Limits	RPD	RPD Lim
Total Oil and Grease	39.80	40.00	mg/L	100%		78-114	8	18

* Value is outside QC limits
J Estimated value
ND Not Detected
NM Not Meaningful: Sample concentration > 4X spike concentration

Enthalpy Analytical
931 West Barkley Ave
Orange, CA 92868
(714) 771-6900

enthalpy.com

Lab Job Number: 441331
Report Level: II
Report Date: 03/05/2021

Analytical Report *prepared for:*

Kiernan Brtalik
Rincon Consultants - Ventura
180 North Ashwood Ave.
Ventura, CA 93003

Project: MALIBU - Malibu - Quarterly/Semi-Annual - Revised Report

Authorized for release by:

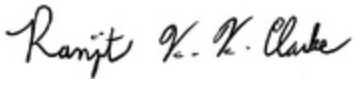

Ranjit K Clarke, Project Manager
(714) 771-9906
Ranjit.Clarke@enthalpy.com

This data package has been reviewed for technical correctness and completeness. Release of this data has been authorized by the Laboratory Manager or the Manager's designee, as verified by the above signature which applies to this PDF file as well as any associated electronic data deliverable files. The results contained in this report meet all requirements of NELAP and pertain only to those samples which were submitted for analysis. This report may be reproduced only in its entirety.

CA ELAP# 1338, NELAP# 4038, SCAQMD LAP# 18LA0518, LACSD ID# 10105, CDC ELITE Member

ENTHALPY ANALYTICAL

Sample Summary

Kiernan Brtalik
Rincon Consultants - Ventura
180 North Ashwood Ave.
Ventura, CA 93003

Lab Job #:	441331
Project No:	MALIBU
Location:	Malibu - Quarterly/Semi-Annual - Revised Report
Date Received:	02/24/21

Sample ID	Lab ID	Collected	Matrix
SMBRP-9	441331-001	02/24/21 09:40	Water
MCWP-MW04D	441331-002	02/24/21 11:50	Water

ENTHALPHY ANALYTICAL, INC.	Chain of Custody Record					Turn Around Time (Rush by advanced notice only)					
931 W. Barkley Ave., Orange, CA 92868	Lab No:	414331				Standard:	X	4 Day:		3 Day:	
Phone: (714) 771-6900 Fax: (714) 538-1209	Page:	1	of	1		2 Day:		1 Day:		Same Day:	
Billing: Enthalpy - SoCal	**Matrix:** A = Air DW = Drinking Water FL = Food Liquid FS = Food Solid L = Liquid PP = Pure Product S = Solid SeaW = Sea Water SW = Swab W = Water WP = Wipe O = Other					**Preservatives:** 1 = $Na_2S_2O_3$ 2 = HCl 3 = HNO_3 4 = H_2SO_4 5 = NaOH 6 = Other					
c/o Montrose Environmental Group											
1 Park Plaza, Suite 1000, Irvine, CA 92614											

CUSTOMER INFORMATION		PROJECT INFORMATION	
Company:	Rincon Consultants	Name:	Malibu - Quarterly/Semi-Annual
Report To:	Kiernan Brtalik	Number:	
Email:		P.O. #:	20-09665
Address:	180 N. Ashwood Ave.	Address:	
	Ventura, CA 93003		
Phone:		Global ID:	
Cell:		Sampled By:	

Sample ID	Sampling Date	Sampling Time	Matrix	Container No. / Size	Pres.	Total /Fecal Coliforms - SM 9223 Quantitray	EPA 200.7 (B)	EPA 300.0: Cl,NO2,NO3,SO4	TKN; NH3; Phosphorus	SM 5310C TOC; BOD; TSS; TDS	pH; Residual Cl; MBAS; Turbidity; Color; Odor	EPA 1664A Oil & Grease	Organic Nitrogen, Total Nitrogen			Test Instructions / Comments
SMBRP-9	2/24/21	0940	W			X	X	X	X	X	X	X	X			
~~SMBRP-12~~						X	X	X	X	X	X	X	X			MC
~~MCWP-MW04S~~						X	X	X	X	X	X	X	X			MC
MCWP-MW04D	2/24/21	1150	W			X	X	X	X	X	X	X	X			
~~MCWP-MW07S~~						X	X	X	X	X	X	X	X			MC
~~MCWP-MW07D~~						X	X	X	X	X	X	X	X			MC
~~MCWP-MW09~~						X	X	X	X	X	X	X	X			MC

	Signature	Print Name	Company / Title	Date / Time
[1] Relinquished By:		MICHELLE CARTER	RINCON CONSULTANTS	2/24/21 / 1340
[1] Received By:		John Nicholson	E.A.	02/24/21 / 1341
[2] Relinquished By:		John Nicholson	E.A.	02/24/21 1515
[2] Received By:		FEDEX	EA	2/24/21 1515
[3] Relinquished By:				

0.3/6.2°

ENTHALPY ANALYTICAL

SAMPLE ACCEPTANCE CHECKLIST

Section 1

Client: Rincon Consultants Project: Malibu - Quarterly/Semi-Annual

Date Received: 02/24/21 Sampler's Name Present: ☐ Yes ☑ No

Section 2

Sample(s) received in a cooler? ☑ Yes, How many? 1 ☐ No (skip section 2) Sample Temp (°C) (No Cooler): _____

Sample Temp (°C), One from each cooler: #1: 6.2 #2: _____ #3: _____ #4: _____

(Acceptance range is < 6°C but not frozen (for Microbiology samples, acceptance range is < 10°C but not frozen). It is acceptable for samples collected the same day as sample receipt to have a higher temperature as long as there is evidence that cooling has begun.)

Shipping Information: _____

Section 3

Was the cooler packed with: ☑ Ice ☐ Ice Packs ☐ Bubble Wrap ☐ Styrofoam ☐ Paper ☐ None ☐ Other _____

Cooler Temp (°C): #1: 0.3 #2: _____ #3: _____ #4: _____

Section 4	YES	NO	N/A
Was a COC received?	✓		
Are sample IDs present?	✓		
Are sampling dates & times present?	✓		
Is a relinquished signature present?	✓		
Are the tests required clearly indicated on the COC?	✓		
Are custody seals present?		✓	
If custody seals are present, were they intact?			✓
Are all samples sealed in plastic bags? (Recommended for Microbiology samples)	✓		
Did all samples arrive intact? If no, indicate in Section 4 below.	✓		
Did all bottle labels agree with COC? (ID, dates and times)	✓		
Were the samples collected in the correct containers for the required tests?	✓		
Are the containers labeled with the correct preservatives?	✓		
Is there headspace in the VOA vials greater than 5-6 mm in diameter?			✓
Was a sufficient amount of sample submitted for the requested tests?	✓		

Section 5 Explanations/Comments

_____

_____

_____

Section 6

For discrepancies, how was the Project Manager notified? ☐ Verbal PM Initials: _____ Date/Time _____

☐ Email (email sent to/on): _____ / _____

Project Manager's response:

Completed By: _____ Date: _____

Enthalpy Analytical, a subsidiary of Montrose Environmental Group ,Inc.
931 W. Barkley Ave, Orange, CA 92868 • T: (714) 771-6900 • F: (714) 538-1209
www.enthalpy.com/socal

ENTHALPY ANALYTICAL

Analysis Results for 441331

Kiernan Brtalik
Rincon Consultants - Ventura
180 North Ashwood Ave.
Ventura, CA 93003

Lab Job #: 441331
Project No: MALIBU
Location: Malibu - Quarterly/Semi-Annual - Revised Report
Date Received: 02/24/21

Sample ID: SMBRP-9 **Lab ID: 441331-001** **Collected: 02/24/21 09:40**
Matrix: Water

441331-001 Analyte	Result	Qual	Units	RL	MDL	DF	Batch	Prepared	Analyzed	Chemist
Method: EPA 1664A Prep Method: METHOD										
Total Oil and Grease	ND		mg/L	5.0	1.4	1	262389	03/02/21	03/02/21	ECC
Method: EPA 200.7 Prep Method: EPA 3010A										
Boron	**0.62**		mg/L	0.050	0.0080	1	262134	02/25/21	02/26/21	SBW
Method: EPA 300.0 Prep Method: METHOD										
Chloride	**140**		mg/L	5.0	0.14	1	262007	02/24/21 11:00	02/25/21 00:41	RKV
Nitrogen, Nitrite	ND		mg/L	0.10	0.02	1	262007	02/24/21 11:00	02/25/21 00:41	RKV
Nitrogen, Nitrate	**5.7**		mg/L	0.10	0.05	1	262007	02/24/21 11:00	02/25/21 00:41	RKV
Sulfate	**200**		mg/L	10	2.5	10	262007	02/24/21 11:00	02/25/21 01:30	RKV
Method: EPA 351.2 Prep Method: METHOD										
Nitrogen, Total Kjeldahl	**0.27**	J	mg/L	0.40	0.030	1	262248	02/28/21	02/28/21	ATP
Method: ORGANIC NITROGEN										
Organic Nitrogen as N	**0.27**		mg/L			1	262551	03/04/21	03/04/21	SLL
Method: SM 2150B										
Odor	ND		TON	1.0		1	262068	02/24/21 18:00	02/24/21 18:00	SGC
Method: SM 4500-CL-G										
Chlorine, Total Residual	ND	H	mg/L	0.10	0.016	1	262127	02/25/21 14:40	02/25/21 14:40	WWC
Method: SM 4500-H+ B										
pH	**7.15**	H	SU			1	262052	02/24/21 18:40	02/24/21 18:40	SGC
Temperature	**18.60**	H	deg C	1.00		1	262052	02/24/21 18:40	02/24/21 18:40	SGC
Method: SM 4500-NH3-G										
Ammonia-N	ND		mg/L	0.10	0.010	1	262418	03/03/21	03/03/21	ATP
Method: SM 4500-P-B5-E										
Phosphorus	**0.075**		mg/L	0.020	0.010	1	262233	02/26/21	02/26/21	SGC

Results for any subcontracted analyses are not included in this section.

ENTHALPY ANALYTICAL

Analysis Results for 441331

441331-001 Analyte	Result	Qual	Units	RL	MDL	DF	Batch	Prepared	Analyzed	Chemist
Method: SM 5310B										
Total Organic Carbon	**4.3**	B	mg/L	1.0	0.18	1	262336	02/26/21	02/26/21	ATP
Method: SM 9223Bb										
Fecal Coliform	<1.0		MPN/100ml	1.0		1	262040	02/24/21 16:23	02/25/21 14:09	CCO
Coliform, Total	**27**		MPN/100ml	1.0		1	262040	02/24/21 16:23	02/25/21 14:09	CCO
Method: SM2120B										
Color	ND		ColorUnits	5		1	262069	02/24/21 18:00	02/24/21 18:00	SGC
Method: SM2130B										
Turbidity	**24**		NTU	0.10	0.07	1	262067	02/24/21 18:00	02/24/21 18:00	SGC
Method: SM2540C Prep Method: METHOD										
Total Dissolved Solids	**1,200**		mg/L	20		2	262194	02/26/21	02/27/21	WWC
Method: SM2540D Prep Method: METHOD										
Total Suspended Solids	**140**		mg/L	1.3		2.5	262172	02/25/21	02/26/21	NLP
Method: SM5210B Prep Method: METHOD										
Biochemical Oxygen Demand	ND		mg/L	3.0		1	262043	02/24/21 16:42	03/01/21 11:02	ECC
Method: SM5540C										
Surfactants (MBAS)	**0.19**		mg/L	0.040	0.027	1	262099	02/24/21 13:00	02/24/21 17:54	NLP
Method: TOTAL NITROGEN										
Total Nitrogen	**6.0**		mg/L			1	262552	03/04/21	03/04/21	SLL

Results for any subcontracted analyses are not included in this section.

ENTHALPY ANALYTICAL

Analysis Results for 441331

Sample ID: MCWP-MW04D	Lab ID: 441331-002	Collected: 02/24/21 11:50
	Matrix: Water	

441331-002 Analyte	Result	Qual	Units	RL	MDL	DF	Batch	Prepared	Analyzed	Chemist
Method: EPA 1664A Prep Method: METHOD										
Total Oil and Grease	**2.5**	J	mg/L	5.0	1.4	1	262145	02/25/21	02/25/21	ECC
Method: EPA 200.7 Prep Method: EPA 3010A										
Boron	**0.82**		mg/L	0.050	0.0080	1	262134	02/25/21	02/26/21	SBW
Method: EPA 300.0 Prep Method: METHOD										
Chloride	**230**		mg/L	50	1.4	10	262007	02/24/21 11:00	02/25/21 01:54	RKV
Nitrogen, Nitrite	ND		mg/L	0.10	0.02	1	262007	02/24/21 11:00	02/25/21 01:05	RKV
Nitrogen, Nitrate	**1.3**		mg/L	0.10	0.05	1	262007	02/24/21 11:00	02/25/21 01:05	RKV
Sulfate	**540**		mg/L	10	2.5	10	262007	02/24/21 11:00	02/25/21 01:54	RKV
Method: EPA 351.2 Prep Method: METHOD										
Nitrogen, Total Kjeldahl	**0.068**	J	mg/L	0.40	0.030	1	262248	02/28/21	02/28/21	ATP
Method: ORGANIC NITROGEN										
Organic Nitrogen as N	**0.068**		mg/L			1	262551	03/04/21	03/04/21	SLL
Method: SM 2150B										
Odor	ND		TON	1.0		1	262068	02/24/21 18:00	02/24/21 18:00	SGC
Method: SM 4500-CL-G										
Chlorine, Total Residual	ND	H	mg/L	0.10	0.016	1	262127	02/25/21 14:40	02/25/21 14:40	WWC
Method: SM 4500-H+ B										
pH	**7.09**	H	SU			1	262053	02/24/21 18:50	02/24/21 18:50	SGC
Temperature	**18.70**	H	deg C	1.00		1	262053	02/24/21 18:50	02/24/21 18:50	SGC
Method: SM 4500-NH3-G										
Ammonia-N	ND		mg/L	0.10	0.010	1	262418	03/03/21	03/03/21	ATP
Method: SM 4500-P-B5-E										
Phosphorus	**0.047**		mg/L	0.020	0.010	1	262233	02/26/21	02/26/21	SGC
Method: SM 5310B										
Total Organic Carbon	ND		mg/L	1.0	0.18	1	262336	02/26/21	02/26/21	ATP
Method: SM 9223Bb										
Fecal Coliform	<1.0		MPN/100ml	1.0		1	262040	02/24/21 16:23	02/25/21 14:09	CCO

Results for any subcontracted analyses are not included in this section.

ENTHALPY ANALYTICAL

Analysis Results for 441331

441331-002 Analyte	Result	Qual	Units	RL	MDL	DF	Batch	Prepared	Analyzed	Chemist
Coliform, Total	**2,400**		MPN/100ml	1.0		1	262040	02/24/21 16:23	02/25/21 14:09	CCO
Method: SM2120B										
Color	ND		ColorUnits	5		1	262069	02/24/21 18:00	02/24/21 18:00	SGC
Method: SM2130B										
Turbidity	**0.44**		NTU	0.10	0.07	1	262067	02/24/21 18:00	02/24/21 18:00	SGC
Method: SM2540C Prep Method: METHOD										
Total Dissolved Solids	**1,500**		mg/L	20		2	262194	02/26/21	02/27/21	WWC
Method: SM2540D Prep Method: METHOD										
Total Suspended Solids	**1.6**		mg/L	0.6		1.1	262172	02/25/21	02/26/21	NLP
Method: SM5210B Prep Method: METHOD										
Biochemical Oxygen Demand	ND		mg/L	3.0		1	262043	02/24/21 16:43	03/01/21 11:02	ECC
Method: SM5540C										
Surfactants (MBAS)	ND		mg/L	0.040	0.027	1	262099	02/24/21 13:00	02/24/21 17:54	NLP
Method: TOTAL NITROGEN										
Total Nitrogen	**1.4**		mg/L			1	262552	03/04/21	03/04/21	SLL

<	Value is less than indicated concentration
B	Contamination found in associated Method Blank
H	Holding time was exceeded
J	Estimated value
ND	Not Detected

Results for any subcontracted analyses are not included in this section.

ENTHALPY ANALYTICAL

Batch QC

Type: Blank	**Lab ID:** QC910557	**Batch:** 262007
Matrix: Drinking Water	**Method:** EPA 300.0	**Prep Method:** METHOD

QC910557 Analyte	Result	Qual	Units	RL	MDL	Prepared	Analyzed
Chloride	ND		mg/L	5.0	0.14	02/24/21 11:00	02/24/21 12:03
Nitrogen, Nitrite	ND		mg/L	0.10	0.02	02/24/21 11:00	02/24/21 12:03
Nitrogen, Nitrate	ND		mg/L	0.10	0.05	02/24/21 11:00	02/24/21 12:03
Sulfate	ND		mg/L	1.0	0.25	02/24/21 11:00	02/24/21 12:03

Type: Lab Control Sample	**Lab ID:** QC910558	**Batch:** 262007
Matrix: Drinking Water	**Method:** EPA 300.0	**Prep Method:** METHOD

QC910558 Analyte	Result	Spiked	Units	Recovery	Qual	Limits
Chloride	100.6	100.0	mg/L	101%		90-110
Nitrogen, Nitrite	9.320	9.134	mg/L	102%		90-110
Nitrogen, Nitrate	9.062	9.036	mg/L	100%		90-110
Sulfate	51.60	50.00	mg/L	103%		90-110

Type: Matrix Spike	**Lab ID:** QC910561	**Batch:** 262007
Matrix (Source ID): Water (441281-006)	**Method:** EPA 300.0	**Prep Method:** METHOD

QC910561 Analyte	Result	Source Sample Result	Spiked	Units	Recovery	Qual	Limits	DF
Chloride	2,256	2253	100.0	mg/L	3%	NM	80-120	20
Nitrogen, Nitrite	7.896	ND	9.134	mg/L	86%		80-120	1
Nitrogen, Nitrate	9.056	ND	9.036	mg/L	100%		80-120	1
Sulfate	495.2	458.7	50.00	mg/L	73%	NM	80-120	20

Type: Matrix Spike Duplicate	**Lab ID:** QC910562	**Batch:** 262007
Matrix (Source ID): Water (441281-006)	**Method:** EPA 300.0	**Prep Method:** METHOD

QC910562 Analyte	Result	Source Sample Result	Spiked	Units	Recovery	Qual	Limits	RPD	RPD Lim	DF
Chloride	2,254	2253	100.0	mg/L	1%	NM	80-120	0	20	20
Nitrogen, Nitrite	7.906	ND	9.134	mg/L	87%		80-120	0	20	1
Nitrogen, Nitrate	8.938	ND	9.036	mg/L	99%		80-120	1	20	1
Sulfate	494.6	458.7	50.00	mg/L	72%	NM	80-120	0	20	20

Type: Blank	**Lab ID:** QC910659	**Batch:** 262043
Matrix: Water	**Method:** SM5210B	**Prep Method:** METHOD

QC910659 Analyte	Result	Qual	Units	RL	MDL	Prepared	Analyzed
Biochemical Oxygen Demand	ND		mg/L	3.0		02/24/21 16:40	03/01/21 11:02

ENTHALPY ANALYTICAL

Batch QC

Type: Lab Control Sample	Lab ID: QC910660	Batch: 262043
Matrix: Water	Method: SM5210B	Prep Method: METHOD

QC910660 Analyte	Result	Spiked	Units	Recovery	Qual	Limits
Biochemical Oxygen Demand	179.0	198.0	mg/L	90%		84.6-115.4

Type: Sample Duplicate	Lab ID: QC910674	Batch: 262052
Matrix (Source ID): Water (441331-001)	Method: SM 4500-H+ B	

QC910674 Analyte	Result	Source Sample Result	Units	Qual	RPD	RPD Lim	DF
pH	7.160	7.150	SU		0	20	1
Temperature	18.60	18.60	deg C		0	20	1

Type: Sample Duplicate	Lab ID: QC910675	Batch: 262053
Matrix (Source ID): Water (441337-002)	Method: SM 4500-H+ B	

QC910675 Analyte	Result	Source Sample Result	Units	Qual	RPD	RPD Lim	DF
pH	7.120	7.140	SU		0	20	1
Temperature	9.200	9.000	deg C		2	20	1

Type: Sample Duplicate	Lab ID: QC910689	Batch: 262067
Matrix (Source ID): Water (441331-002)	Method: SM2130B	

QC910689 Analyte	Result	Source Sample Result	Units	Qual	RPD	RPD Lim	DF
Turbidity	0.4350	0.4400	NTU		1	20	1

Type: Sample Duplicate	Lab ID: QC910690	Batch: 262068
Matrix (Source ID): Water (441331-002)	Method: SM 2150B	

QC910690 Analyte	Result	Source Sample Result	Units	Qual	RPD	RPD Lim	DF
Odor	ND	ND	TON			20	1

ENTHALPY ANALYTICAL

Batch QC

Type: Sample Duplicate **Lab ID: QC910691** **Batch: 262069**
Matrix (Source ID): Water (441331-002) **Method: SM2120B**

QC910691 Analyte	Result	Source Sample Result	Units	Qual	RPD	RPD Lim	DF
Color	ND	ND	ColorUnits			20	1

Type: Blank **Lab ID: QC910780** **Batch: 262099**
Matrix: Water **Method: SM5540C**

QC910780 Analyte	Result	Qual	Units	RL	MDL	Prepared	Analyzed
Surfactants (MBAS)	ND		mg/L	0.040	0.027	02/24/21 13:00	02/24/21 17:54

Type: Lab Control Sample **Lab ID: QC910781** **Batch: 262099**
Matrix: Water **Method: SM5540C**

QC910781 Analyte	Result	Spiked	Units	Recovery	Qual	Limits
Surfactants (MBAS)	0.9830	1.000	mg/L	98%		90-110

Type: Matrix Spike **Lab ID: QC910782** **Batch: 262099**
Matrix (Source ID): Water (441271-010) **Method: SM5540C**

QC910782 Analyte	Result	Source Sample Result	Spiked	Units	Recovery	Qual	Limits	DF
Surfactants (MBAS)	1.099	0.1160	1.000	mg/L	98%		80-120	1

Type: Matrix Spike Duplicate **Lab ID: QC910783** **Batch: 262099**
Matrix (Source ID): Water (441271-010) **Method: SM5540C**

QC910783 Analyte	Result	Source Sample Result	Spiked	Units	Recovery	Qual	Limits	RPD	RPD Lim	DF
Surfactants (MBAS)	1.030	0.1160	1.000	mg/L	91%		80-120	6	20	1

Type: Blank **Lab ID: QC910836** **Batch: 262127**
Matrix: Water **Method: SM 4500-CL-G**

QC910836 Analyte	Result	Qual	Units	RL	MDL	Prepared	Analyzed
Chlorine, Total Residual	ND		mg/L	0.10	0.016	02/25/21 14:40	02/25/21 14:40

ENTHALPY ANALYTICAL

Batch QC

Type: Lab Control Sample	Lab ID: QC910837	Batch: 262127
Matrix: Water	Method: SM 4500-CL-G	

QC910837 Analyte	Result	Spiked	Units	Recovery	Qual	Limits
Chlorine, Total Residual	0.9070	1.000	mg/L	91%		80-120

Type: Sample Duplicate	Lab ID: QC910838	Batch: 262127
Matrix (Source ID): Water (441331-001)	Method: SM 4500-CL-G	

QC910838 Analyte	Result	Source Sample Result	Units	Qual	RPD	RPD Lim	DF
Chlorine, Total Residual	ND	ND	mg/L			20	1

Type: Blank	Lab ID: QC910856	Batch: 262134
Matrix: Water	Method: EPA 200.7	Prep Method: EPA 3010A

QC910856 Analyte	Result	Qual	Units	RL	MDL	Prepared	Analyzed
Boron	ND		mg/L	0.050	0.0080	02/25/21	02/26/21

Type: Lab Control Sample	Lab ID: QC910857	Batch: 262134
Matrix: Water	Method: EPA 200.7	Prep Method: EPA 3010A

QC910857 Analyte	Result	Spiked	Units	Recovery	Qual	Limits
Boron	1.958	2.000	mg/L	98%		85-115

Type: Matrix Spike	Lab ID: QC910858	Batch: 262134
Matrix (Source ID): Water (441331-001)	Method: EPA 200.7	Prep Method: EPA 3010A

QC910858 Analyte	Result	Source Sample Result	Spiked	Units	Recovery	Qual	Limits	DF
Boron	1.665	0.6209	1.000	mg/L	104%		75-125	1

Type: Matrix Spike Duplicate	Lab ID: QC910859	Batch: 262134
Matrix (Source ID): Water (441331-001)	Method: EPA 200.7	Prep Method: EPA 3010A

QC910859 Analyte	Result	Source Sample Result	Spiked	Units	Recovery	Qual	Limits	RPD	RPD Lim	DF
Boron	1.661	0.6209	1.000	mg/L	104%		75-125	0	20	1

ENTHALPY ANALYTICAL

Batch QC

Type: Blank	Lab ID: QC910894	Batch: 262145
Matrix: Water	Method: EPA 1664A	Prep Method: METHOD

QC910894 Analyte	Result	Qual	Units	RL	MDL	Prepared	Analyzed
Total Oil and Grease	ND		mg/L	5.0	1.4	02/25/21	02/25/21

Type: Lab Control Sample	Lab ID: QC910895	Batch: 262145
Matrix: Water	Method: EPA 1664A	Prep Method: METHOD

QC910895 Analyte	Result	Spiked	Units	Recovery	Qual	Limits
Total Oil and Grease	35.80	40.00	mg/L	90%		78-114

Type: Lab Control Sample Duplicate	Lab ID: QC910896	Batch: 262145
Matrix: Water	Method: EPA 1664A	Prep Method: METHOD

QC910896 Analyte	Result	Spiked	Units	Recovery	Qual	Limits	RPD	RPD Lim
Total Oil and Grease	36.30	40.00	mg/L	91%		78-114	1	18

Type: Blank	Lab ID: QC910983	Batch: 262172
Matrix: Water	Method: SM2540D	Prep Method: METHOD

QC910983 Analyte	Result	Qual	Units	RL	MDL	Prepared	Analyzed
Total Suspended Solids	ND		mg/L	0.5		02/25/21	02/26/21

Type: Sample Duplicate	Lab ID: QC910984	Batch: 262172
Matrix (Source ID): Water (441182-003)	Method: SM2540D	Prep Method: METHOD

QC910984 Analyte	Result	Source Sample Result	Units	Qual	RPD	RPD Lim	DF
Total Suspended Solids	624.0	652.0	mg/L		4	5	40

Type: Blank	Lab ID: QC911031	Batch: 262194
Matrix: Water	Method: SM2540C	Prep Method: METHOD

QC911031 Analyte	Result	Qual	Units	RL	MDL	Prepared	Analyzed
Total Dissolved Solids	ND		mg/L	10		02/26/21	02/27/21

Type: Lab Control Sample	Lab ID: QC911032	Batch: 262194
Matrix: Water	Method: SM2540C	Prep Method: METHOD

QC911032 Analyte	Result	Spiked	Units	Recovery	Qual	Limits
Total Dissolved Solids	100.0	100.0	mg/L	100%		90-110

ENTHALPY ANALYTICAL

Batch QC

Type:	**Sample Duplicate**	**Lab ID:**	**QC911033**	**Batch:**	**262194**
Matrix (Source ID):	**Water (441337-002)**	**Method:**	**SM2540C**	**Prep Method:**	**METHOD**

QC911033 Analyte	Result	Source Sample Result	Units	Qual	RPD	RPD Lim	DF
Total Dissolved Solids	508.0	514.0	mg/L		1	5	2

Type:	**Blank**	**Lab ID:**	**QC911131**	**Batch:**	**262233**
Matrix:	**Water**	**Method:**	**SM 4500-P-B5-E**		

QC911131 Analyte	Result	Qual	Units	RL	MDL	Prepared	Analyzed
Phosphorus	ND		mg/L	0.020	0.010	02/26/21	02/26/21

Type:	**Lab Control Sample**	**Lab ID:**	**QC911132**	**Batch:**	**262233**
Matrix:	**Water**	**Method:**	**SM 4500-P-B5-E**		

QC911132 Analyte	Result	Spiked	Units	Recovery	Qual	Limits
Phosphorus	0.3630	0.4000	mg/L	91%		80-120

Type:	**Matrix Spike**	**Lab ID:**	**QC911133**	**Batch:**	**262233**
Matrix (Source ID):	**Water (441388-001)**	**Method:**	**SM 4500-P-B5-E**		

QC911133 Analyte	Result	Source Sample Result	Spiked	Units	Recovery	Qual	Limits	DF
Phosphorus	0.9725	0.08200	1.000	mg/L	89%		75-125	2.5

Type:	**Matrix Spike Duplicate**	**Lab ID:**	**QC911134**	**Batch:**	**262233**
Matrix (Source ID):	**Water (441388-001)**	**Method:**	**SM 4500-P-B5-E**		

QC911134 Analyte	Result	Source Sample Result	Spiked	Units	Recovery	Qual	Limits	RPD	RPD Lim	DF
Phosphorus	1.053	0.08200	1.000	mg/L	97%		75-125	8	20	2.5

Type:	**Blank**	**Lab ID:**	**QC911185**	**Batch:**	**262248**
Matrix:	**Water**	**Method:**	**EPA 351.2**	**Prep Method:**	**METHOD**

QC911185 Analyte	Result	Qual	Units	RL	MDL	Prepared	Analyzed
Nitrogen, Total Kjeldahl	ND		mg/L	0.20	0.015	02/28/21	02/28/21

ENTHALPY ANALYTICAL

Batch QC

Type: Lab Control Sample	Lab ID: QC911186	Batch: 262248
Matrix: Water	Method: EPA 351.2	Prep Method: METHOD

QC911186 Analyte	Result	Spiked	Units	Recovery	Qual	Limits
Nitrogen, Total Kjeldahl	2.374	2.500	mg/L	95%		90-110

Type: Matrix Spike	Lab ID: QC911187	Batch: 262248
Matrix (Source ID): Water (441331-001)	Method: EPA 351.2	Prep Method: METHOD

QC911187 Analyte	Result	Source Sample Result	Spiked	Units	Recovery	Qual	Limits	DF
Nitrogen, Total Kjeldahl	12.40	0.2685	12.50	mg/L	97%		90-110	2.5

Type: Matrix Spike Duplicate	Lab ID: QC911188	Batch: 262248
Matrix (Source ID): Water (441331-001)	Method: EPA 351.2	Prep Method: METHOD

QC911188 Analyte	Result	Source Sample Result	Spiked	Units	Recovery	Qual	Limits	RPD	RPD Lim	DF
Nitrogen, Total Kjeldahl	12.76	0.2685	12.50	mg/L	100%		90-110	3	20	2.5

Type: Blank	Lab ID: QC911426	Batch: 262336
Matrix: Water	Method: SM 5310B	

QC911426 Analyte	Result	Qual	Units	RL	MDL	Prepared	Analyzed
Total Organic Carbon	0.49	J	mg/L	1.0	0.18	02/26/21	02/26/21

Type: Lab Control Sample	Lab ID: QC911427	Batch: 262336
Matrix: Water	Method: SM 5310B	

QC911427 Analyte	Result	Spiked	Units	Recovery	Qual	Limits
Total Organic Carbon	9.683	10.00	mg/L	97%		80-120

Type: Matrix Spike	Lab ID: QC911428	Batch: 262336
Matrix (Source ID): Water (441281-006)	Method: SM 5310B	

QC911428 Analyte	Result	Source Sample Result	Spiked	Units	Recovery	Qual	Limits	DF
Total Organic Carbon	40.42	4.684	40.00	mg/L	89%		80-120	4

ENTHALPY ANALYTICAL

Batch QC

Type: Matrix Spike Duplicate		**Lab ID:** QC911429	**Batch:** 262336
Matrix (Source ID): Water (441281-006)		**Method:** SM 5310B	

QC911429 Analyte	Result	Source Sample Result	Spiked	Units	Recovery	Qual	Limits	RPD	RPD Lim	DF
Total Organic Carbon	43.89	4.684	40.00	mg/L	98%		80-120	8	20	4

Type: Blank	**Lab ID:** QC911589	**Batch:** 262389
Matrix: Water	**Method:** EPA 1664A	**Prep Method:** METHOD

QC911589 Analyte	Result	Qual	Units	RL	MDL	Prepared	Analyzed
Total Oil and Grease	ND		mg/L	5.0	1.4	03/02/21	03/02/21

Type: Lab Control Sample	**Lab ID:** QC911590	**Batch:** 262389
Matrix: Water	**Method:** EPA 1664A	**Prep Method:** METHOD

QC911590 Analyte	Result	Spiked	Units	Recovery	Qual	Limits
Total Oil and Grease	36.80	40.00	mg/L	92%		78-114

Type: Lab Control Sample Duplicate	**Lab ID:** QC911591	**Batch:** 262389
Matrix: Water	**Method:** EPA 1664A	**Prep Method:** METHOD

QC911591 Analyte	Result	Spiked	Units	Recovery	Qual	Limits	RPD	RPD Lim
Total Oil and Grease	39.80	40.00	mg/L	100%		78-114	8	18

Type: Blank	**Lab ID:** QC911674	**Batch:** 262418
Matrix: Water	**Method:** SM 4500-NH3-G	

QC911674 Analyte	Result	Qual	Units	RL	MDL	Prepared	Analyzed
Ammonia-N	ND		mg/L	0.10	0.010	03/03/21	03/03/21

Type: Lab Control Sample	**Lab ID:** QC911675	**Batch:** 262418
Matrix: Water	**Method:** SM 4500-NH3-G	

QC911675 Analyte	Result	Spiked	Units	Recovery	Qual	Limits
Ammonia-N	2.261	2.500	mg/L	90%		80-120

ENTHALPY ANALYTICAL

Batch QC

Type:	**Matrix Spike**	**Lab ID:**	**QC911676**	**Batch:**	**262418**
Matrix (Source ID):	**Water (441452-001)**	**Method:**	**SM 4500-NH3-G**		

QC911676 Analyte	Result	Source Sample Result	Spiked	Units	Recovery	Qual	Limits	DF
Ammonia-N	2.132	ND	2.500	mg/L	85%		80-120	1

Type:	**Matrix Spike Duplicate**	**Lab ID:**	**QC911677**	**Batch:**	**262418**
Matrix (Source ID):	**Water (441452-001)**	**Method:**	**SM 4500-NH3-G**		

QC911677 Analyte	Result	Source Sample Result	Spiked	Units	Recovery	Qual	Limits	RPD	RPD Lim	DF
Ammonia-N	2.018	ND	2.500	mg/L	81%		80-120	5	20	1

J Estimated value
ND Not Detected
NM Not Meaningful: Sample concentration > 4X spike concentration

Enthalpy Analytical
931 West Barkley Ave
Orange, CA 92868
(714) 771-6900

enthalpy.com

Lab Job Number: 441388
Report Level: II
Report Date: 03/05/2021

Analytical Report *prepared for:*

Kiernan Brtalik
Rincon Consultants - Ventura
180 North Ashwood Ave.
Ventura, CA 93003

Project: MALIBU - Malibu - Semi-Annual

Authorized for release by:

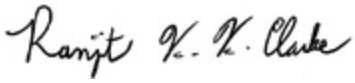

Ranjit K Clarke, Project Manager
(714) 771-9906
Ranjit.Clarke@enthalpy.com

This data package has been reviewed for technical correctness and completeness. Release of this data has been authorized by the Laboratory Manager or the Manager's designee, as verified by the above signature which applies to this PDF file as well as any associated electronic data deliverable files. The results contained in this report meet all requirements of NELAP and pertain only to those samples which were submitted for analysis. This report may be reproduced only in its entirety.

CA ELAP# 1338, NELAP# 4038, SCAQMD LAP# 18LA0518, LACSD ID# 10105, CDC ELITE Member

ENTHALPY ANALYTICAL

Sample Summary

Kiernan Brtalik
Rincon Consultants - Ventura
180 North Ashwood Ave.
Ventura, CA 93003

Lab Job #:	441388
Project No:	MALIBU
Location:	Malibu - Semi-Annual
Date Received:	02/25/21

Sample ID	Lab ID	Collected	Matrix
CCPE	441388-001	02/25/21 10:00	Water
MCWP-MW05	441388-002	02/25/21 12:30	Water

ENTHALPHY ANALYTICAL, INC.	Chain of Custody Record	Turn Around Time (Rush by advanced notice only)
931 W. Barkley Ave., Orange, CA 92868	Lab No: 21413 88	Standard: X / 4 Day: / 3 Day:
Phone: (714) 771-6900 Fax: (714) 538-1209	Page: 1 of 1	2 Day: / 1 Day: / Same Day:
Billing: Enthalpy - SoCal	**Matrix:** A = Air DW = Drinking Water FL = Food Liquid FS = Food Solid L = Liquid PP = Pure Product S = Solid SeaW = Sea Water SW = Swab W = Water WP = Wipe O = Other	**Preservatives:** 1 = $Na_2S_2O_3$ 2 = HCl 3 = HNO_3 4 = H_2SO_4 5 = NaOH 6 = Other
c/o Montrose Environmental Group		
1 Park Plaza, Suite 1000, Irvine, CA 92614		

CUSTOMER INFORMATION		PROJECT INFORMATION	
Company:	Rincon Consultants	Name:	Malibu - Semi-Annual
Report To:	Kiernan Brtalik	Number:	
Email:		P.O. #:	20-09665
Address:	180 N. Ashwood Ave.	Address:	
	Ventura, CA 93003		
Phone:		Global ID:	
Cell:		Sampled By:	

Sample ID	Sampling Date	Sampling Time	Matrix	Container No. / Size	Pres.	Total /Fecal Coliforms - SM 9223 Quantitray	TKN; NH3; Organic Nitrogen (Calculation)	EPA 300.0 (NO2,NO3)	Total Phosphorus	SM 2540C TDS	EPA 300.0 (NO3)	Test Instructions / Comments
~~SMBRP-13~~						X	X	X	X	X		MC
~~MCWP-MW10~~						X	X	X	X	X		MC
CCPE	2/25/21	1000	W			X	X	X	X	X		
~~MBCMW-9~~						X	X	X	X	X		MC
~~SMBRP-7B~~						X	X	X	X	X		MC
~~SMBRP-11~~						X	X	X	X	X		MC
~~LAMW-5S~~						X	X	X	X	X		MC
MCWP-MW05	2/25/21	1230	W							X	X	
~~MCWP-MW06~~										X	X	MC

	Signature	Print Name	Company / Title	Date / Time
[1] Relinquished By:		MICHELLE CARTER	RINCON CONSULTANTS	2/25/21 / 1315
[1] Received By:		John Nicholson	E.A.	02/25/21 / 1315
[2] Relinquished By:		John Nicholson	E.A.	02/25/21 / 1458
[2] Received By:		~~John Nic~~		
[3] ~~Relinquished By:~~		Klim	EA	2/25/21 1458

Received: 2/25/21 0.6/0.7

ENTHALPY ANALYTICAL

SAMPLE ACCEPTANCE CHECKLIST

Section 1

Client: Rincon Consultants Project: Malibu - Semi-Annual

Date Received: 2/25/21 Sampler's Name Present: ☑ Yes ☐ No

Section 2

Sample(s) received in a cooler? ☑ Yes, How many? 1 ☐ No (skip section 2) Sample Temp (°C) (No Cooler): _____

Sample Temp (°C), One from each cooler: #1: 6.7 #2: _____ #3: _____ #4: _____

(Acceptance range is < 6°C but not frozen (for Microbiology samples, acceptance range is < 10°C but not frozen). It is acceptable for samples collected the same day as sample receipt to have a higher temperature as long as there is evidence that cooling has begun.)

Shipping Information: _____

Section 3

Was the cooler packed with: ☑ Ice ☐ Ice Packs ☐ Bubble Wrap ☐ Styrofoam ☐ Paper ☐ None ☐ Other _____

Cooler Temp (°C): #1: 0.6 #2: _____ #3: _____ #4: _____

Section 4	YES	NO	N/A
Was a COC received?	✓		
Are sample IDs present?	✓		
Are sampling dates & times present?	✓		
Is a relinquished signature present?	✓		
Are the tests required clearly indicated on the COC?	✓		
Are custody seals present?		✓	
If custody seals are present, were they intact?			✓
Are all samples sealed in plastic bags? (Recommended for Microbiology samples)	✓		
Did all samples arrive intact? If no, indicate in Section 4 below.	✓		
Did all bottle labels agree with COC? (ID, dates and times)	✓		
Were the samples collected in the correct containers for the required tests?	✓		
Are the containers labeled with the correct preservatives?	✓		
Is there headspace in the VOA vials greater than 5-6 mm in diameter?			✓
Was a sufficient amount of sample submitted for the requested tests?	✓		

Section 5 Explanations/Comments

Section 6

For discrepancies, how was the Project Manager notified? ☐ Verbal PM Initials: _____ Date/Time _____

☐ Email (email sent to/on): _____ / _____

Project Manager's response:

Completed By: _____ Date: 2/25/21

ENTHALPY ANALYTICAL

Analysis Results for 441388

Kiernan Brtalik
Rincon Consultants - Ventura
180 North Ashwood Ave.
Ventura, CA 93003

Lab Job #: 441388
Project No: MALIBU
Location: Malibu - Semi-Annual
Date Received: 02/25/21

Sample ID: CCPE **Lab ID: 441388-001** **Collected: 02/25/21 10:00**
Matrix: Water

441388-001 Analyte	Result	Qual	Units	RL	MDL	DF	Batch	Prepared	Analyzed	Chemist
Method: EPA 300.0 Prep Method: METHOD										
Nitrogen, Nitrite	ND		mg/L	0.10	0.02	1	262126	02/25/21 09:00	02/25/21 16:29	RKV
Nitrogen, Nitrate	**0.97**		mg/L	0.10	0.05	1	262126	02/25/21 09:00	02/25/21 16:29	RKV
Nitrogen, Nitrate/Nitrite	**0.97**		mg/L	0.10		1	262126	02/25/21 09:00	02/25/21 16:29	RKV
Method: EPA 351.2 Prep Method: METHOD										
Nitrogen, Total Kjeldahl	**0.67**		mg/L	0.40	0.030	1	262247	02/26/21	02/28/21	ATP
Method: ORGANIC NITROGEN										
Organic Nitrogen as N	**0.67**		mg/L			1	262551	03/04/21	03/04/21	SLL
Method: SM 4500-NH3-G										
Ammonia-N	ND		mg/L	0.10	0.010	1	262418	03/03/21	03/03/21	ATP
Method: SM 4500-P-B5-E										
Phosphorus	**0.082**		mg/L	0.020	0.010	1	262233	02/26/21	02/26/21	SGC
Method: SM 9223Bb										
Coliform, Total	**330**		MPN/100ml	1.0		1	262130	02/25/21 16:52	02/26/21 15:20	CCO
Fecal Coliform	**24**		MPN/100ml	1.0		1	262130	02/25/21 16:52	02/26/21 15:20	CCO
Method: SM2540C Prep Method: METHOD										
Total Dissolved Solids	**2,700**		mg/L	20		2	262195	02/26/21	02/27/21	WWC

Sample ID: MCWP-MW05 **Lab ID: 441388-002** **Collected: 02/25/21 12:30**
Matrix: Water

441388-002 Analyte	Result	Qual	Units	RL	MDL	DF	Batch	Prepared	Analyzed	Chemist
Method: EPA 300.0 Prep Method: METHOD										
Nitrogen, Nitrate	**1.9**		mg/L	0.10	0.05	1	262126	02/25/21 09:00	02/25/21 16:54	RKV
Method: SM2540C Prep Method: METHOD										
Total Dissolved Solids	**1,300**		mg/L	20		2	262195	02/26/21	02/27/21	WWC

ND Not Detected

Results for any subcontracted analyses are not included in this section.

ENTHALPY ANALYTICAL

Batch QC

Type: Blank	**Lab ID:** QC910843	**Batch:** 262126
Matrix: Drinking Water	**Method:** EPA 300.0	**Prep Method:** METHOD

QC910843 Analyte	Result	Qual	Units	RL	MDL	Prepared	Analyzed
Nitrogen, Nitrite	ND		mg/L	0.10	0.02	02/25/21 09:00	02/25/21 09:53
Nitrogen, Nitrate	ND		mg/L	0.10	0.05	02/25/21 09:00	02/25/21 09:53
Nitrogen, Nitrate/Nitrite	ND		mg/L	0.10		02/25/21 09:00	02/25/21 09:53

Type: Lab Control Sample	**Lab ID:** QC910844	**Batch:** 262126
Matrix: Drinking Water	**Method:** EPA 300.0	**Prep Method:** METHOD

QC910844 Analyte	Result	Spiked	Units	Recovery	Qual	Limits
Nitrogen, Nitrite	9.376	9.134	mg/L	103%		90-110
Nitrogen, Nitrate	9.128	9.036	mg/L	101%		90-110

Type: Matrix Spike	**Lab ID:** QC910845	**Batch:** 262126
Matrix (Source ID): Drinking Water (441093-001)	**Method:** EPA 300.0	**Prep Method:** METHOD

QC910845 Analyte	Result	Source Sample Result	Spiked	Units	Recovery	Qual	Limits	DF
Nitrogen, Nitrite	9.006	ND	9.134	mg/L	99%		80-120	1
Nitrogen, Nitrate	8.923	0.07838	9.036	mg/L	98%		80-120	1

Type: Matrix Spike Duplicate	**Lab ID:** QC910846	**Batch:** 262126
Matrix (Source ID): Drinking Water (441093-001)	**Method:** EPA 300.0	**Prep Method:** METHOD

QC910846 Analyte	Result	Source Sample Result	Spiked	Units	Recovery	Qual	Limits	RPD	RPD Lim	DF
Nitrogen, Nitrite	9.145	ND	9.134	mg/L	100%		80-120	2	20	1
Nitrogen, Nitrate	9.028	0.07838	9.036	mg/L	99%		80-120	1	20	1

Type: Matrix Spike	**Lab ID:** QC910847	**Batch:** 262126
Matrix (Source ID): Drinking Water (441093-002)	**Method:** EPA 300.0	**Prep Method:** METHOD

QC910847 Analyte	Result	Source Sample Result	Spiked	Units	Recovery	Qual	Limits	DF
Nitrogen, Nitrite	9.261	ND	9.134	mg/L	101%		80-120	1
Nitrogen, Nitrate	9.203	0.08893	9.036	mg/L	101%		80-120	1

ENTHALPY ANALYTICAL

Batch QC

Type:	Matrix Spike Duplicate	**Lab ID:**	QC910848	**Batch:**	262126
Matrix (Source ID):	Drinking Water (441093-002)	**Method:**	EPA 300.0	**Prep Method:**	METHOD

QC910848 Analyte	Result	Source Sample Result	Spiked	Units	Recovery	Qual	Limits	RPD	RPD Lim	DF
Nitrogen, Nitrite	9.218	ND	9.134	mg/L	101%		80-120	0	20	1
Nitrogen, Nitrate	9.128	0.08893	9.036	mg/L	100%		80-120	1	20	1

Type:	Blank	**Lab ID:**	QC911034	**Batch:**	262195
Matrix:	Water	**Method:**	SM2540C	**Prep Method:**	METHOD

QC911034 Analyte	Result	Qual	Units	RL	MDL	Prepared	Analyzed
Total Dissolved Solids	ND		mg/L	10		02/26/21	02/27/21

Type:	Lab Control Sample	**Lab ID:**	QC911035	**Batch:**	262195
Matrix:	Water	**Method:**	SM2540C	**Prep Method:**	METHOD

QC911035 Analyte	Result	Spiked	Units	Recovery	Qual	Limits
Total Dissolved Solids	103.0	100.0	mg/L	103%		90-110

Type:	Sample Duplicate	**Lab ID:**	QC911036	**Batch:**	262195
Matrix (Source ID):	Water (441311-010)	**Method:**	SM2540C	**Prep Method:**	METHOD

QC911036 Analyte	Result	Source Sample Result	Units	Qual	RPD	RPD Lim	DF
Total Dissolved Solids	19,440	19470	mg/L		0	5	10

Type:	Blank	**Lab ID:**	QC911131	**Batch:**	262233
Matrix:	Water	**Method:**	SM 4500-P-B5-E		

QC911131 Analyte	Result	Qual	Units	RL	MDL	Prepared	Analyzed
Phosphorus	ND		mg/L	0.020	0.010	02/26/21	02/26/21

Type:	Lab Control Sample	**Lab ID:**	QC911132	**Batch:**	262233
Matrix:	Water	**Method:**	SM 4500-P-B5-E		

QC911132 Analyte	Result	Spiked	Units	Recovery	Qual	Limits
Phosphorus	0.3630	0.4000	mg/L	91%		80-120

ENTHALPY ANALYTICAL

Batch QC

Type: Matrix Spike	**Lab ID:** QC911133	**Batch:** 262233
Matrix (Source ID): Water (441388-001)	**Method:** SM 4500-P-B5-E	

QC911133 Analyte	Result	Source Sample Result	Spiked	Units	Recovery	Qual	Limits	DF
Phosphorus	0.9725	0.08200	1.000	mg/L	89%		75-125	2.5

Type: Matrix Spike Duplicate	**Lab ID:** QC911134	**Batch:** 262233
Matrix (Source ID): Water (441388-001)	**Method:** SM 4500-P-B5-E	

QC911134 Analyte	Result	Source Sample Result	Spiked	Units	Recovery	Qual	Limits	RPD	RPD Lim	DF
Phosphorus	1.053	0.08200	1.000	mg/L	97%		75-125	8	20	2.5

Type: Blank	**Lab ID:** QC911181	**Batch:** 262247
Matrix: Water	**Method:** EPA 351.2	**Prep Method:** METHOD

QC911181 Analyte	Result	Qual	Units	RL	MDL	Prepared	Analyzed
Nitrogen, Total Kjeldahl	ND		mg/L	0.20	0.015	02/26/21	02/28/21

Type: Lab Control Sample	**Lab ID:** QC911182	**Batch:** 262247
Matrix: Water	**Method:** EPA 351.2	**Prep Method:** METHOD

QC911182 Analyte	Result	Spiked	Units	Recovery	Qual	Limits
Nitrogen, Total Kjeldahl	2.436	2.500	mg/L	97%		90-110

Type: Matrix Spike	**Lab ID:** QC911183	**Batch:** 262247
Matrix (Source ID): Water (441388-001)	**Method:** EPA 351.2	**Prep Method:** METHOD

QC911183 Analyte	Result	Source Sample Result	Spiked	Units	Recovery	Qual	Limits	DF
Nitrogen, Total Kjeldahl	13.67	0.6710	12.50	mg/L	104%		90-110	2.5

Type: Matrix Spike Duplicate	**Lab ID:** QC911184	**Batch:** 262247
Matrix (Source ID): Water (441388-001)	**Method:** EPA 351.2	**Prep Method:** METHOD

QC911184 Analyte	Result	Source Sample Result	Spiked	Units	Recovery	Qual	Limits	RPD	RPD Lim	DF
Nitrogen, Total Kjeldahl	13.32	0.6710	12.50	mg/L	101%		90-110	3	20	2.5

ENTHALPY ANALYTICAL

Batch QC

Type: Blank	**Lab ID:** QC911674	**Batch:** 262418
Matrix: Water	**Method:** SM 4500-NH3-G	

QC911674 Analyte	Result	Qual	Units	RL	MDL	Prepared	Analyzed
Ammonia-N	ND		mg/L	0.10	0.010	03/03/21	03/03/21

Type: Lab Control Sample	**Lab ID:** QC911675	**Batch:** 262418
Matrix: Water	**Method:** SM 4500-NH3-G	

QC911675 Analyte	Result	Spiked	Units	Recovery	Qual	Limits
Ammonia-N	2.261	2.500	mg/L	90%		80-120

Type: Matrix Spike	**Lab ID:** QC911676	**Batch:** 262418
Matrix (Source ID): Water (441452-001)	**Method:** SM 4500-NH3-G	

QC911676 Analyte	Result	Source Sample Result	Spiked	Units	Recovery	Qual	Limits	DF
Ammonia-N	2.132	ND	2.500	mg/L	85%		80-120	1

Type: Matrix Spike Duplicate	**Lab ID:** QC911677	**Batch:** 262418
Matrix (Source ID): Water (441452-001)	**Method:** SM 4500-NH3-G	

QC911677 Analyte	Result	Source Sample Result	Spiked	Units	Recovery	Qual	Limits	RPD	RPD Lim	DF
Ammonia-N	2.018	ND	2.500	mg/L	81%		80-120	5	20	1

ND Not Detected

Enthalpy Analytical
931 West Barkley Ave
Orange, CA 92868
(714) 771-6900

enthalpy.com

Lab Job Number: 441454
Report Level: II
Report Date: 03/05/2021

Analytical Report *prepared for:*

Kiernan Brtalik
Rincon Consultants - Ventura
180 North Ashwood Ave.
Ventura, CA 93003

Project: MALIBU - Malibu - Semi-Annual

Authorized for release by:

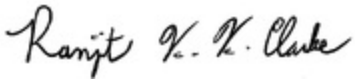

Ranjit K Clarke, Project Manager
(714) 771-9906
Ranjit.Clarke@enthalpy.com

This data package has been reviewed for technical correctness and completeness. Release of this data has been authorized by the Laboratory Manager or the Manager's designee, as verified by the above signature which applies to this PDF file as well as any associated electronic data deliverable files. The results contained in this report meet all requirements of NELAP and pertain only to those samples which were submitted for analysis. This report may be reproduced only in its entirety.

CA ELAP# 1338, NELAP# 4038, SCAQMD LAP# 18LA0518, LACSD ID# 10105, CDC ELITE Member

ENTHALPY ANALYTICAL

Sample Summary

Kiernan Brtalik
Rincon Consultants - Ventura
180 North Ashwood Ave.
Ventura, CA 93003

Lab Job #:	441454
Project No:	MALIBU
Location:	Malibu - Semi-Annual
Date Received:	02/26/21

Sample ID	Lab ID	Collected	Matrix
MCWP-MW10	441454-001	02/26/21 09:55	Water
MCWP-MW06	441454-002	02/26/21 11:30	Water

ENTHALPHY ANALYTICAL, INC.	Chain of Custody Record	Turn Around Time (Rush by advanced notice only)
931 W. Barkley Ave., Orange, CA 92868	Lab No: 41454	Standard: X / 4 Day: / 3 Day: / 2 Day: / 1 Day: / Same Day:
Phone: (714) 771-6900 Fax: (714) 538-1209	Page: 1 of 1	
Billing: Enthalpy - SoCal c/o Montrose Environmental Group 1 Park Plaza, Suite 1000, Irvine, CA 92614	**Matrix:** A = Air DW = Drinking Water FL = Food Liquid FS = Food Solid L = Liquid PP = Pure Product S = Solid SeaW = Sea Water SW = Swab W = Water WP = Wipe O = Other	**Preservatives:** 1 = $Na_2S_2O_3$ 2 = HCl 3 = HNO_3 4 = H_2SO_4 5 = NaOH 6 = Other

CUSTOMER INFORMATION		PROJECT INFORMATION	
Company:	Rincon Consultants	Name:	Malibu - Semi-Annual
Report To:	Kiernan Brtalik	Number:	2
Email:		P.O. #:	20-09665
Address:	180 N. Ashwood Ave.	Address:	
	Ventura, CA 93003		
Phone:		Global ID:	
Cell:		Sampled By:	

Sample ID	Sampling Date	Sampling Time	Matrix	Container No. / Size	Pres.	Total /Fecal Coliforms - SM 9223 Quantitray	TKN; NH3; Organic Nitrogen (Calculation)	EPA 300.0 (NO2,NO3)	Total Phosphorus	SM 2540C TDS	EPA 300.0 (NO3)	Test Instructions / Comments
~~SMBRP-13~~						X	X	X	X	X		MC
MCWP-MW10	2/26/21	0955	W			X	X	X	X	X		
~~CCPE~~						X	X	X	X	X		MC
~~MBCMW-9~~						X	X	X	X	X		MC
~~SMBRP-7B~~						X	X	X	X	X		MC
~~SMBRP-11~~						X	X	X	X	X		MC
~~LAMW-5S~~						X	X	X	X	X		MC
~~MCWP-MW05~~										X	X	MC
MCWP-MW06	2/26/21	1130	W							X	X	

	Signature	Print Name	Company / Title	Date / Time
[1] Relinquished By:		MICHELLE CARTER	RINCON CONSULTANTS	2/26/21 / 1307
[1] Received By:		John Nicholson	E.A.	2/26/21 / 1307
[2] Relinquished By:		John Nicholson	E.A.	2/26/21 / 1501
[2] Received By:		Elizabeth Ramirez	EA	2/26/21 15:01
[3] Relinquished By:				

0.9/47

ENTHALPY ANALYTICAL

SAMPLE ACCEPTANCE CHECKLIST

Section 1

Client: Rincon Consultants

Project: Malibu-Semi Annual

Date Received: 2/26/2021

Sampler's Name Present: ☐ Yes ☑ No

Section 2

Sample(s) received in a cooler? ☑ Yes, How many? 1 ☐ No (skip section 2)

Sample Temp (°C) (No Cooler): _____

Sample Temp (°C), One from each cooler: #1: 4.7 #2: _____ #3: _____ #4: _____

(Acceptance range is < 6°C but not frozen (for Microbiology samples, acceptance range is < 10°C but not frozen). It is acceptable for samples collected the same day as sample receipt to have a higher temperature as long as there is evidence that cooling has begun.)

Shipping Information: _____

Section 3

Was the cooler packed with: ☑ Ice ☐ Ice Packs ☐ Bubble Wrap ☐ Styrofoam ☐ Paper ☐ None ☐ Other _____

Cooler Temp (°C): #1: 0.9 #2: _____ #3: _____ #4: _____

Section 4	YES	NO	N/A
Was a COC received?	✔		
Are sample IDs present?	✔		
Are sampling dates & times present?	✔		
Is a relinquished signature present?	✔		
Are the tests required clearly indicated on the COC?	✔		
Are custody seals present?		✔	
If custody seals are present, were they intact?			✔
Are all samples sealed in plastic bags? (Recommended for Microbiology samples)	✔		
Did all samples arrive intact? If no, indicate in Section 4 below.	✔		
Did all bottle labels agree with COC? (ID, dates and times)	✔		
Were the samples collected in the correct containers for the required tests?	✔		
Are the containers labeled with the correct preservatives?	✔		
Is there headspace in the VOA vials greater than 5-6 mm in diameter?			✔
Was a sufficient amount of sample submitted for the requested tests?	✔		

Section 5 Explanations/Comments

Section 6

For discrepancies, how was the Project Manager notified? ☐ Verbal PM Initials: _____ Date/Time _____ ☐ Email (email sent to/on): _____ / _____

Project Manager's response:

Completed By: _____ Date: 2/26/2021

ENTHALPY ANALYTICAL

Analysis Results for 441454

Kiernan Brtalik
Rincon Consultants - Ventura
180 North Ashwood Ave.
Ventura, CA 93003

Lab Job #: 441454
Project No: MALIBU
Location: Malibu - Semi-Annual
Date Received: 02/26/21

Sample ID: MCWP-MW10 **Lab ID: 441454-001** **Collected: 02/26/21 09:55**
Matrix: Water

441454-001 Analyte	Result	Qual	Units	RL	MDL	DF	Batch	Prepared	Analyzed	Chemist
Method: EPA 300.0 Prep Method: METHOD										
Nitrogen, Nitrite	ND		mg/L	0.10	0.02	1	262183	02/26/21 12:00	02/26/21 23:21	SBW
Nitrogen, Nitrate	**0.82**		mg/L	0.10	0.05	1	262183	02/26/21 12:00	02/26/21 23:21	SBW
Nitrogen, Nitrate/Nitrite	**0.82**		mg/L	0.10		1	262183	02/26/21 12:00	02/26/21 23:21	SBW
Method: EPA 351.2 Prep Method: METHOD										
Nitrogen, Total Kjeldahl	**0.28**	J	mg/L	0.40	0.030	1	262249	02/28/21	02/28/21	ATP
Method: ORGANIC NITROGEN										
Organic Nitrogen as N	**0.28**		mg/L			1	262551	03/04/21	03/04/21	SLL
Method: SM 4500-NH3-G										
Ammonia-N	ND		mg/L	0.10	0.010	1	262418	03/03/21	03/03/21	ATP
Method: SM 4500-P-B5-E										
Phosphorus	**0.044**		mg/L	0.020	0.010	1	262233	02/26/21	02/26/21	SGC
Method: SM 9223Bb										
Coliform, Total	**9.7**		MPN/100ml	1.0		1	262225	02/26/21 16:39	02/27/21 14:15	CCO
Fecal Coliform	**1.0**		MPN/100ml	1.0		1	262225	02/26/21 16:39	02/27/21 14:15	CCO
Method: SM2540C Prep Method: METHOD										
Total Dissolved Solids	**1,800**		mg/L	20		2	262195	02/26/21	02/27/21	WWC

Sample ID: MCWP-MW06 **Lab ID: 441454-002** **Collected: 02/26/21 11:30**
Matrix: Water

441454-002 Analyte	Result	Qual	Units	RL	MDL	DF	Batch	Prepared	Analyzed	Chemist
Method: EPA 300.0 Prep Method: METHOD										
Nitrogen, Nitrate	ND		mg/L	0.10	0.05	1	262183	02/26/21 12:00	02/26/21 23:46	SBW
Method: SM2540C Prep Method: METHOD										
Total Dissolved Solids	**1,400**		mg/L	20		2	262195	02/26/21	02/27/21	WWC

J Estimated value
ND Not Detected

Results for any subcontracted analyses are not included in this section.

ENTHALPY ANALYTICAL

Batch QC

Type:	**Blank**	**Lab ID:**	**QC911006**	**Batch:**	**262183**
Matrix:	**Drinking Water**	**Method:**	**EPA 300.0**	**Prep Method:**	**METHOD**

QC911006 Analyte	Result	Qual	Units	RL	MDL	Prepared	Analyzed
Nitrogen, Nitrite	ND		mg/L	0.10	0.02	02/26/21 12:00	02/26/21 12:45
Nitrogen, Nitrate	ND		mg/L	0.10	0.05	02/26/21 12:00	02/26/21 12:45
Nitrogen, Nitrate/Nitrite	ND		mg/L	0.10		02/26/21 12:00	02/26/21 12:45

Type:	**Lab Control Sample**	**Lab ID:**	**QC911007**	**Batch:**	**262183**
Matrix:	**Drinking Water**	**Method:**	**EPA 300.0**	**Prep Method:**	**METHOD**

QC911007 Analyte	Result	Spiked	Units	Recovery	Qual	Limits
Nitrogen, Nitrite	9.260	9.134	mg/L	101%		90-110
Nitrogen, Nitrate	8.585	9.036	mg/L	95%		90-110

Type:	**Matrix Spike**	**Lab ID:**	**QC911008**	**Batch:**	**262183**
Matrix (Source ID):	**Drinking Water (441418-001)**	**Method:**	**EPA 300.0**	**Prep Method:**	**METHOD**

QC911008 Analyte	Result	Source Sample Result	Spiked	Units	Recovery	Qual	Limits	DF
Nitrogen, Nitrite	9.069	ND	9.134	mg/L	99%		80-120	1
Nitrogen, Nitrate	9.298	ND	9.036	mg/L	103%		80-120	1

Type:	**Matrix Spike Duplicate**	**Lab ID:**	**QC911009**	**Batch:**	**262183**
Matrix (Source ID):	**Drinking Water (441418-001)**	**Method:**	**EPA 300.0**	**Prep Method:**	**METHOD**

QC911009 Analyte	Result	Source Sample Result	Spiked	Units	Recovery	Qual	Limits	RPD	RPD Lim	DF
Nitrogen, Nitrite	8.848	ND	9.134	mg/L	97%		80-120	2	20	1
Nitrogen, Nitrate	9.305	ND	9.036	mg/L	103%		80-120	0	20	1

Type:	**Matrix Spike**	**Lab ID:**	**QC911084**	**Batch:**	**262183**
Matrix (Source ID):	**Drinking Water (441418-002)**	**Method:**	**EPA 300.0**	**Prep Method:**	**METHOD**

QC911084 Analyte	Result	Source Sample Result	Spiked	Units	Recovery	Qual	Limits	DF
Nitrogen, Nitrite	9.307	ND	9.134	mg/L	102%		80-120	1
Nitrogen, Nitrate	8.588	ND	9.036	mg/L	95%		80-120	1

ENTHALPY ANALYTICAL

Batch QC

Type:	Matrix Spike Duplicate	**Lab ID:**	QC911085	**Batch:**	262183
Matrix (Source ID):	Drinking Water (441418-002)	**Method:**	EPA 300.0	**Prep Method:**	METHOD

QC911085 Analyte	Result	Source Sample Result	Spiked	Units	Recovery	Qual	Limits	RPD	RPD Lim	DF
Nitrogen, Nitrite	9.237	ND	9.134	mg/L	101%		80-120	1	20	1
Nitrogen, Nitrate	8.938	ND	9.036	mg/L	99%		80-120	4	20	1

Type:	Blank	**Lab ID:**	QC911034	**Batch:**	262195
Matrix:	Water	**Method:**	SM2540C	**Prep Method:**	METHOD

QC911034 Analyte	Result	Qual	Units	RL	MDL	Prepared	Analyzed
Total Dissolved Solids	ND		mg/L	10		02/26/21	02/27/21

Type:	Lab Control Sample	**Lab ID:**	QC911035	**Batch:**	262195
Matrix:	Water	**Method:**	SM2540C	**Prep Method:**	METHOD

QC911035 Analyte	Result	Spiked	Units	Recovery	Qual	Limits
Total Dissolved Solids	103.0	100.0	mg/L	103%		90-110

Type:	Sample Duplicate	**Lab ID:**	QC911036	**Batch:**	262195
Matrix (Source ID):	Water (441311-010)	**Method:**	SM2540C	**Prep Method:**	METHOD

QC911036 Analyte	Result	Source Sample Result	Units	Qual	RPD	RPD Lim	DF
Total Dissolved Solids	19,440	19470	mg/L		0	5	10

Type:	Blank	**Lab ID:**	QC911131	**Batch:**	262233
Matrix:	Water	**Method:**	SM 4500-P-B5-E		

QC911131 Analyte	Result	Qual	Units	RL	MDL	Prepared	Analyzed
Phosphorus	ND		mg/L	0.020	0.010	02/26/21	02/26/21

Type:	Lab Control Sample	**Lab ID:**	QC911132	**Batch:**	262233
Matrix:	Water	**Method:**	SM 4500-P-B5-E		

QC911132 Analyte	Result	Spiked	Units	Recovery	Qual	Limits
Phosphorus	0.3630	0.4000	mg/L	91%		80-120

ENTHALPY ANALYTICAL

Batch QC

Type: Matrix Spike	**Lab ID:** QC911133	**Batch:** 262233
Matrix (Source ID): Water (441388-001)	**Method:** SM 4500-P-B5-E	

QC911133 Analyte	Result	Source Sample Result	Spiked	Units	Recovery	Qual	Limits	DF
Phosphorus	0.9725	0.08200	1.000	mg/L	89%		75-125	2.5

Type: Matrix Spike Duplicate	**Lab ID:** QC911134	**Batch:** 262233
Matrix (Source ID): Water (441388-001)	**Method:** SM 4500-P-B5-E	

QC911134 Analyte	Result	Source Sample Result	Spiked	Units	Recovery	Qual	Limits	RPD	RPD Lim	DF
Phosphorus	1.053	0.08200	1.000	mg/L	97%		75-125	8	20	2.5

Type: Blank	**Lab ID:** QC911189	**Batch:** 262249
Matrix: Water	**Method:** EPA 351.2	**Prep Method:** METHOD

QC911189 Analyte	Result	Qual	Units	RL	MDL	Prepared	Analyzed
Nitrogen, Total Kjeldahl	ND		mg/L	0.20	0.015	02/28/21	02/28/21

Type: Lab Control Sample	**Lab ID:** QC911190	**Batch:** 262249
Matrix: Water	**Method:** EPA 351.2	**Prep Method:** METHOD

QC911190 Analyte	Result	Spiked	Units	Recovery	Qual	Limits
Nitrogen, Total Kjeldahl	2.433	2.500	mg/L	97%		90-110

Type: Matrix Spike	**Lab ID:** QC911191	**Batch:** 262249
Matrix (Source ID): Water (441452-001)	**Method:** EPA 351.2	**Prep Method:** METHOD

QC911191 Analyte	Result	Source Sample Result	Spiked	Units	Recovery	Qual	Limits	DF
Nitrogen, Total Kjeldahl	11.14	ND	12.50	mg/L	89%	*	90-110	2.5

Type: Matrix Spike Duplicate	**Lab ID:** QC911192	**Batch:** 262249
Matrix (Source ID): Water (441452-001)	**Method:** EPA 351.2	**Prep Method:** METHOD

QC911192 Analyte	Result	Source Sample Result	Spiked	Units	Recovery	Qual	Limits	RPD	RPD Lim	DF
Nitrogen, Total Kjeldahl	11.75	ND	12.50	mg/L	94%		90-110	5	20	2.5

ENTHALPY ANALYTICAL

Batch QC

Type: Blank	**Lab ID:** QC911674	**Batch:** 262418
Matrix: Water	**Method:** SM 4500-NH3-G	

QC911674 Analyte	Result	Qual	Units	RL	MDL	Prepared	Analyzed
Ammonia-N	ND		mg/L	0.10	0.010	03/03/21	03/03/21

Type: Lab Control Sample	**Lab ID:** QC911675	**Batch:** 262418
Matrix: Water	**Method:** SM 4500-NH3-G	

QC911675 Analyte	Result	Spiked	Units	Recovery	Qual	Limits
Ammonia-N	2.261	2.500	mg/L	90%		80-120

Type: Matrix Spike	**Lab ID:** QC911676	**Batch:** 262418
Matrix (Source ID): Water (441452-001)	**Method:** SM 4500-NH3-G	

QC911676 Analyte	Result	Source Sample Result	Spiked	Units	Recovery	Qual	Limits	DF
Ammonia-N	2.132	ND	2.500	mg/L	85%		80-120	1

Type: Matrix Spike Duplicate	**Lab ID:** QC911677	**Batch:** 262418
Matrix (Source ID): Water (441452-001)	**Method:** SM 4500-NH3-G	

QC911677 Analyte	Result	Source Sample Result	Spiked	Units	Recovery	Qual	Limits	RPD	RPD Lim	DF
Ammonia-N	2.018	ND	2.500	mg/L	81%		80-120	5	20	1

* Value is outside QC limits

ND Not Detected

Enthalpy Analytical
931 West Barkley Ave
Orange, CA 92868
(714) 771-6900

enthalpy.com

Lab Job Number: 441452
Report Level: II
Report Date: 03/05/2021

Analytical Report *prepared for:*

Kiernan Brtalik
Rincon Consultants - Ventura
180 North Ashwood Ave.
Ventura, CA 93003

Project: MALIBU - Malibu - Quarterly/Semi-Annual

Authorized for release by:

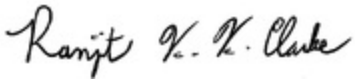

Ranjit K Clarke, Project Manager
(714) 771-9906
Ranjit.Clarke@enthalpy.com

This data package has been reviewed for technical correctness and completeness. Release of this data has been authorized by the Laboratory Manager or the Manager's designee, as verified by the above signature which applies to this PDF file as well as any associated electronic data deliverable files. The results contained in this report meet all requirements of NELAP and pertain only to those samples which were submitted for analysis. This report may be reproduced only in its entirety.

CA ELAP# 1338, NELAP# 4038, SCAQMD LAP# 18LA0518, LACSD ID# 10105, CDC ELITE Member

ENTHALPY ANALYTICAL

Sample Summary

Kiernan Brtalik
Rincon Consultants - Ventura
180 North Ashwood Ave.
Ventura, CA 93003

Lab Job #:	441452
Project No:	MALIBU
Location:	Malibu - Quarterly/Semi-Annual
Date Received:	02/26/21

Sample ID	Lab ID	Collected	Matrix
N-001	441452-001	02/26/21 11:55	Water
N-002	441452-002	02/26/21 12:05	Water
N-003	441452-003	02/26/21 11:40	Water
N-004	441452-004	02/26/21 10:10	Water
L-001	441452-005	02/26/21 10:35	Water
L-002	441452-006	02/26/21 12:45	Water
L-003	441452-007	02/26/21 10:55	Water
L-004	441452-008	02/26/21 11:10	Water
L-005	441452-009	02/26/21 11:35	Water
L-006	441452-010	02/26/21 12:25	Water

ENTHALPHY ANALYTICAL, INC.		Chain of Custody Record	Turn Around Time (Rush by advanced notice only)					
931 W. Barkley Ave., Orange, CA 92868	ENTHALPY analytical, inc.	Lab No: 441452	Standard:	X	4 Day:		3 Day:	
Phone: (714) 771-6900 Fax: (714) 538-1209		Page: 1 of 1	2 Day:		1 Day:		Same Day:	
Billing: Enthalpy - SoCal		Matrix: A = Air DW = Drinking Water FL = Food Liquid FS = Food Solid L = Liquid PP = Pure Product S = Solid SeaW = Sea Water SW = Swab W = Water WP = Wipe O = Other	Preservatives: 1 = $Na_2S_2O_3$ 2 = HCl 3 = HNO_3 4 = H_2SO_4 5 = NaOH 6 = Other					
c/o Montrose Environmental Group								
1 Park Plaza, Suite 1000, Irvine, CA 92614								

CUSTOMER INFORMATION		PROJECT INFORMATION	
Company:	Rincon Consultants	Name:	Malibu - Quarterly/Semi-Annual
Report To:	Kiernan Brtalik	Number:	
Email:		P.O. #:	
Address:	180 N. Ashwood Ave.	Address:	
	Ventura, CA 93003		
Phone:		Global ID:	
Cell:		Sampled By:	Jaime McClain

Sample ID	Sampling Date	Sampling Time	Matrix	Container No. / Size	Pres.	Total /Fecal Coliforms - SM 9223 Quantitray	EPA 300.0: NO2,NO3	TKN; NH3; Phosphorus, Organic Nitrogen								Test Instructions / Comments
N-001	2/26/21	1155	water	~~3~~ 4		X	X	X								
N-002	↓	1205	↓	↓		X	X	X								
N-003	↓	1140	↓	↓		X	X	X								
N-004	↓	1010	↓	↓		X	X	X								
L-001	↓	1035	↓	↓		X	X	X								
L-002	↓	1245	↓	↓		X	X	X								
L-003	↓	1055	↓	↓		X	X	X								
L-004	↓	1110	↓	↓		X	X	X								
L-005	↓	1135	↓	↓		X	X	X								
L-006	↓	1225	↓	↓		X	X	X								

	Signature	Print Name	Company / Title	Date / Time
1 Relinquished By:	[signature]	Jaime McClain	Rincon / Biologist	2/26/21 / 1307
1 Received By:	[signature]	John Nicholson	E.A	2/26/21 / 1307
2 Relinquished By:	[signature]	John Nicholson	E.A.	2/26/21 / 1501
2 Received By:	[signature]	Elizabeth Ramirez	E.A	2/26/21 1501
3 Relinquished By:				

0.9 / 41

ENTHALPY ANALYTICAL

SAMPLE ACCEPTANCE CHECKLIST

Section 1

Client: Rincon Consultants Project: Malibu-Quarterly/Semi-Annual

Date Received: 2/26/2021 Sampler's Name Present: ☑ Yes ☐ No

Section 2

Sample(s) received in a cooler? ☑ Yes, How many? 1 ☐ No (skip section 2) Sample Temp (°C) (No Cooler): _____

Sample Temp (°C), One from each cooler: #1: 4.7 #2: _____ #3: _____ #4: _____

(Acceptance range is < 6°C but not frozen (for Microbiology samples, acceptance range is < 10°C but not frozen). It is acceptable for samples collected the same day as sample receipt to have a higher temperature as long as there is evidence that cooling has begun.)

Shipping Information: _____

Section 3

Was the cooler packed with: ☑ Ice ☐ Ice Packs ☐ Bubble Wrap ☐ Styrofoam ☐ Paper ☐ None ☐ Other _____

Cooler Temp (°C): #1: 0.9 #2: _____ #3: _____ #4: _____

Section 4	YES	NO	N/A
Was a COC received?	✔		
Are sample IDs present?	✔		
Are sampling dates & times present?	✔		
Is a relinquished signature present?	✔		
Are the tests required clearly indicated on the COC?	✔		
Are custody seals present?		✔	
If custody seals are present, were they intact?			✔
Are all samples sealed in plastic bags? (Recommended for Microbiology samples)	✔		
Did all samples arrive intact? If no, indicate in Section 4 below.	✔		
Did all bottle labels agree with COC? (ID, dates and times)	✔		
Were the samples collected in the correct containers for the required tests?	✔		
Are the containers labeled with the correct preservatives?	✔		
Is there headspace in the VOA vials greater than 5-6 mm in diameter?			✔
Was a sufficient amount of sample submitted for the requested tests?	✔		

Section 5 Explanations/Comments

Section 6

For discrepancies, how was the Project Manager notified? ☐ Verbal PM Initials: _____ Date/Time _____

☐ Email (email sent to/on): _____ / _____

Project Manager's response:

Completed By: _____ Date: 2/26/2021

Enthalpy Analytical, a subsidiary of Montrose Environmental Group, Inc.
931 W. Barkley Ave, Orange, CA 92868 • T: (714) 771-6900 • F: (714) 538-1209
www.enthalpy.com/socal

ENTHALPY ANALYTICAL

Analysis Results for 441452

Kiernan Brtalik
Rincon Consultants - Ventura
180 North Ashwood Ave.
Ventura, CA 93003

Lab Job #: 441452
Project No: MALIBU
Location: Malibu - Quarterly/Semi-Annual
Date Received: 02/26/21

Sample ID: N-001 **Lab ID: 441452-001** **Collected: 02/26/21 11:55**
Matrix: Water

441452-001 Analyte	Result	Qual	Units	RL	MDL	DF	Batch	Prepared	Analyzed	Chemist
Method: EPA 300.0 Prep Method: METHOD										
Nitrogen, Nitrite	ND		mg/L	5.0	0.90	50	262183	02/26/21 12:00	02/27/21 12:41	RKV
Nitrogen, Nitrate	ND		mg/L	0.10	0.05	1	262183	02/26/21 12:00	02/26/21 16:01	RKV
Nitrogen, Nitrate/Nitrite	ND		mg/L	0.10		50	262183	02/26/21 12:00	02/27/21 12:41	RKV
Method: EPA 351.2 Prep Method: METHOD										
Nitrogen, Total Kjeldahl	ND		mg/L	0.40	0.030	1	262249	02/28/21	02/28/21	ATP
Method: ORGANIC NITROGEN										
Organic Nitrogen as N	ND		mg/L			1	262551	03/04/21	03/04/21	SLL
Method: SM 4500-NH3-G										
Ammonia-N	ND		mg/L	0.10	0.010	1	262418	03/03/21	03/03/21	ATP
Method: SM 4500-P-B5-E										
Phosphorus	**0.81**		mg/L	0.020	0.010	1	262233	02/26/21	02/26/21	SGC
Method: SM 9223Bb										
Fecal Coliform	<1.0		MPN/100ml	1.0		1	262225	02/26/21 16:39	02/27/21 14:15	CCO
Coliform, Total	**340**		MPN/100ml	1.0		1	262225	02/26/21 16:39	02/27/21 14:15	CCO

Results for any subcontracted analyses are not included in this section.

ENTHALPY ANALYTICAL

Analysis Results for 441452

Sample ID: N-002	Lab ID: 441452-002	Collected: 02/26/21 12:05
	Matrix: Water	

441452-002 Analyte	Result	Qual	Units	RL	MDL	DF	Batch	Prepared	Analyzed	Chemist
Method: EPA 300.0 Prep Method: METHOD										
Nitrogen, Nitrite	ND		mg/L	5.0	0.90	50	262183	02/26/21 12:00	02/27/21 13:05	RKV
Nitrogen, Nitrate	ND		mg/L	0.10	0.05	1	262183	02/26/21 12:00	02/26/21 16:25	RKV
Nitrogen, Nitrate/Nitrite	ND		mg/L	0.10		50	262183	02/26/21 12:00	02/27/21 13:05	RKV
Method: EPA 351.2 Prep Method: METHOD										
Nitrogen, Total Kjeldahl	**0.096**	J	mg/L	0.40	0.030	1	262247	02/26/21	02/28/21	ATP
Method: ORGANIC NITROGEN										
Organic Nitrogen as N	**0.096**		mg/L			1	262551	03/04/21	03/04/21	SLL
Method: SM 4500-NH3-G										
Ammonia-N	ND		mg/L	0.10	0.010	1	262418	03/03/21	03/03/21	ATP
Method: SM 4500-P-B5-E										
Phosphorus	**0.66**		mg/L	0.020	0.010	1	262233	02/26/21	02/26/21	SGC
Method: SM 9223Bb										
Fecal Coliform	<1.0		MPN/100ml	1.0		1	262225	02/26/21 16:39	02/27/21 14:15	CCO
Coliform, Total	**72**		MPN/100ml	1.0		1	262225	02/26/21 16:39	02/27/21 14:15	CCO

Sample ID: N-003	Lab ID: 441452-003	Collected: 02/26/21 11:40
	Matrix: Water	

441452-003 Analyte	Result	Qual	Units	RL	MDL	DF	Batch	Prepared	Analyzed	Chemist
Method: EPA 300.0 Prep Method: METHOD										
Nitrogen, Nitrite	ND		mg/L	5.0	0.90	50	262183	02/26/21 12:00	02/27/21 13:30	RKV
Nitrogen, Nitrate	ND		mg/L	0.10	0.05	1	262183	02/26/21 12:00	02/26/21 18:28	RKV
Nitrogen, Nitrate/Nitrite	ND		mg/L	0.10		50	262183	02/26/21 12:00	02/27/21 13:30	RKV
Method: EPA 351.2 Prep Method: METHOD										
Nitrogen, Total Kjeldahl	**0.53**		mg/L	0.40	0.030	1	262247	02/26/21	02/28/21	ATP
Method: ORGANIC NITROGEN										
Organic Nitrogen as N	**0.53**		mg/L			1	262551	03/04/21	03/04/21	SLL
Method: SM 4500-NH3-G										
Ammonia-N	ND		mg/L	0.10	0.010	1	262418	03/03/21	03/03/21	ATP
Method: SM 4500-P-B5-E										
Phosphorus	**0.077**		mg/L	0.020	0.010	1	262233	02/26/21	02/26/21	SGC
Method: SM 9223Bb										
Fecal Coliform	<1.0		MPN/100ml	1.0		1	262225	02/26/21 16:39	02/27/21 14:15	CCO
Coliform, Total	**180**		MPN/100ml	1.0		1	262225	02/26/21 16:39	02/27/21 14:15	CCO

Results for any subcontracted analyses are not included in this section.

ENTHALPY ANALYTICAL

Analysis Results for 441452

Sample ID: N-004 **Lab ID: 441452-004** **Collected: 02/26/21 10:10**
Matrix: Water

441452-004 Analyte	Result	Qual	Units	RL	MDL	DF	Batch	Prepared	Analyzed	Chemist
Method: EPA 300.0 Prep Method: METHOD										
Nitrogen, Nitrite	ND		mg/L	5.0	0.90	50	262183	02/26/21 12:00	02/27/21 13:54	RKV
Nitrogen, Nitrate	ND		mg/L	0.10	0.05	1	262183	02/26/21 12:00	02/26/21 18:52	RKV
Nitrogen, Nitrate/Nitrite	ND		mg/L	0.10		50	262183	02/26/21 12:00	02/27/21 13:54	RKV
Method: EPA 351.2 Prep Method: METHOD										
Nitrogen, Total Kjeldahl	**0.41**		mg/L	0.40	0.030	1	262247	02/26/21	02/28/21	ATP
Method: ORGANIC NITROGEN										
Organic Nitrogen as N	**0.41**		mg/L			1	262551	03/04/21	03/04/21	SLL
Method: SM 4500-NH3-G										
Ammonia-N	ND		mg/L	0.10	0.010	1	262418	03/03/21	03/03/21	ATP
Method: SM 4500-P-B5-E										
Phosphorus	**0.27**		mg/L	0.020	0.010	1	262233	02/26/21	02/26/21	SGC
Method: SM 9223Bb										
Fecal Coliform	<1.0		MPN/100ml	1.0		1	262225	02/26/21 16:39	02/27/21 14:15	CCO
Coliform, Total	**160**		MPN/100ml	1.0		1	262225	02/26/21 16:39	02/27/21 14:15	CCO

Sample ID: L-001 **Lab ID: 441452-005** **Collected: 02/26/21 10:35**
Matrix: Water

441452-005 Analyte	Result	Qual	Units	RL	MDL	DF	Batch	Prepared	Analyzed	Chemist
Method: EPA 300.0 Prep Method: METHOD										
Nitrogen, Nitrite	ND		mg/L	1.0	0.18	10	262183	02/26/21 12:00	02/27/21 14:19	RKV
Nitrogen, Nitrate	**2.0**		mg/L	0.10	0.05	1	262183	02/26/21 12:00	02/26/21 19:17	RKV
Nitrogen, Nitrate/Nitrite	**2.0**		mg/L	0.10		10	262183	02/26/21 12:00	02/27/21 14:19	RKV
Method: EPA 351.2 Prep Method: METHOD										
Nitrogen, Total Kjeldahl	**0.75**		mg/L	0.40	0.030	1	262247	02/26/21	02/28/21	ATP
Method: ORGANIC NITROGEN										
Organic Nitrogen as N	**0.75**		mg/L			1	262551	03/04/21	03/04/21	SLL
Method: SM 4500-NH3-G										
Ammonia-N	ND		mg/L	0.10	0.010	1	262418	03/03/21	03/03/21	ATP
Method: SM 4500-P-B5-E										
Phosphorus	**0.67**		mg/L	0.020	0.010	1	262233	02/26/21	02/26/21	SGC
Method: SM 9223Bb										
Fecal Coliform	**57**		MPN/100ml	1.0		1	262225	02/26/21 16:39	02/27/21 14:15	CCO
Coliform, Total	**>2,400**		MPN/100ml	1.0		1	262225	02/26/21 16:39	02/27/21 14:15	CCO

Results for any subcontracted analyses are not included in this section.

ENTHALPY ANALYTICAL

Analysis Results for 441452

Sample ID: L-002	Lab ID: 441452-006	Collected: 02/26/21 12:45
	Matrix: Water	

441452-006 Analyte	Result	Qual	Units	RL	MDL	DF	Batch	Prepared	Analyzed	Chemist
Method: EPA 300.0 Prep Method: METHOD										
Nitrogen, Nitrite	ND		mg/L	2.0	0.36	20	262183	02/26/21 12:00	02/27/21 14:43	RKV
Nitrogen, Nitrate	**1.8**		mg/L	0.10	0.05	1	262183	02/26/21 12:00	02/26/21 19:41	RKV
Nitrogen, Nitrate/Nitrite	**1.8**		mg/L	0.10		20	262183	02/26/21 12:00	02/27/21 14:43	RKV
Method: EPA 351.2 Prep Method: METHOD										
Nitrogen, Total Kjeldahl	**0.31**	J	mg/L	0.40	0.030	1	262247	02/26/21	02/28/21	ATP
Method: ORGANIC NITROGEN										
Organic Nitrogen as N	**0.31**		mg/L			1	262551	03/04/21	03/04/21	SLL
Method: SM 4500-NH3-G										
Ammonia-N	ND		mg/L	0.10	0.010	1	262418	03/03/21	03/03/21	ATP
Method: SM 4500-P-B5-E										
Phosphorus	**0.60**		mg/L	0.020	0.010	1	262233	02/26/21	02/26/21	SGC
Method: SM 9223Bb										
Fecal Coliform	**34**		MPN/100ml	1.0		1	262225	02/26/21 16:39	02/27/21 14:15	CCO
Coliform, Total	**>2,400**		MPN/100ml	1.0		1	262225	02/26/21 16:39	02/27/21 14:15	CCO

Sample ID: L-003	Lab ID: 441452-007	Collected: 02/26/21 10:55
	Matrix: Water	

441452-007 Analyte	Result	Qual	Units	RL	MDL	DF	Batch	Prepared	Analyzed	Chemist
Method: EPA 300.0 Prep Method: METHOD										
Nitrogen, Nitrite	ND		mg/L	2.0	0.36	20	262183	02/26/21 12:00	02/27/21 15:07	RKV
Nitrogen, Nitrate	**1.6**		mg/L	0.10	0.05	1	262183	02/26/21 12:00	02/26/21 20:05	RKV
Nitrogen, Nitrate/Nitrite	**1.6**		mg/L	0.10		20	262183	02/26/21 12:00	02/27/21 15:07	RKV
Method: EPA 351.2 Prep Method: METHOD										
Nitrogen, Total Kjeldahl	**0.44**		mg/L	0.40	0.030	1	262249	02/28/21	02/28/21	ATP
Method: ORGANIC NITROGEN										
Organic Nitrogen as N	**0.44**		mg/L			1	262551	03/04/21	03/04/21	SLL
Method: SM 4500-NH3-G										
Ammonia-N	ND		mg/L	0.10	0.010	1	262418	03/03/21	03/03/21	ATP
Method: SM 4500-P-B5-E										
Phosphorus	**0.49**		mg/L	0.020	0.010	1	262233	02/26/21	02/26/21	SGC
Method: SM 9223Bb										
Fecal Coliform	**18**		MPN/100ml	1.0		1	262225	02/26/21 16:39	02/27/21 14:15	CCO
Coliform, Total	**>2,400**		MPN/100ml	1.0		1	262225	02/26/21 16:39	02/27/21 14:15	CCO

Results for any subcontracted analyses are not included in this section.

ENTHALPY ANALYTICAL

Analysis Results for 441452

Sample ID: L-004	Lab ID: 441452-008	Collected: 02/26/21 11:10
	Matrix: Water	

441452-008 Analyte	Result	Qual	Units	RL	MDL	DF	Batch	Prepared	Analyzed	Chemist
Method: EPA 300.0 Prep Method: METHOD										
Nitrogen, Nitrite	ND		mg/L	5.0	0.90	50	262183	02/26/21 12:00	02/27/21 15:32	RKV
Nitrogen, Nitrate	**1.5**		mg/L	0.10	0.05	1	262183	02/26/21 12:00	02/26/21 20:30	RKV
Nitrogen, Nitrate/Nitrite	**1.5**		mg/L	0.10		50	262183	02/26/21 12:00	02/27/21 15:32	RKV
Method: EPA 351.2 Prep Method: METHOD										
Nitrogen, Total Kjeldahl	**0.55**		mg/L	0.40	0.030	1	262249	02/28/21	02/28/21	ATP
Method: ORGANIC NITROGEN										
Organic Nitrogen as N	**0.55**		mg/L			1	262551	03/04/21	03/04/21	SLL
Method: SM 4500-NH3-G										
Ammonia-N	ND		mg/L	0.10	0.010	1	262418	03/03/21	03/03/21	ATP
Method: SM 4500-P-B5-E										
Phosphorus	**0.50**		mg/L	0.020	0.010	1	262233	02/26/21	02/26/21	SGC
Method: SM 9223Bb										
Fecal Coliform	**17**		MPN/100ml	1.0		1	262225	02/26/21 16:39	02/27/21 14:15	CCO
Coliform, Total	**>2,400**		MPN/100ml	1.0		1	262225	02/26/21 16:39	02/27/21 14:15	CCO

Sample ID: L-005	Lab ID: 441452-009	Collected: 02/26/21 11:35
	Matrix: Water	

441452-009 Analyte	Result	Qual	Units	RL	MDL	DF	Batch	Prepared	Analyzed	Chemist
Method: EPA 300.0 Prep Method: METHOD										
Nitrogen, Nitrite	ND		mg/L	5.0	0.90	50	262183	02/26/21 12:00	02/27/21 15:56	RKV
Nitrogen, Nitrate	**0.28**		mg/L	0.10	0.05	1	262183	02/26/21 12:00	02/26/21 20:54	RKV
Nitrogen, Nitrate/Nitrite	**0.28**		mg/L	0.10		50	262183	02/26/21 12:00	02/27/21 15:56	RKV
Method: EPA 351.2 Prep Method: METHOD										
Nitrogen, Total Kjeldahl	**0.39**	J	mg/L	0.40	0.030	1	262249	02/28/21	02/28/21	ATP
Method: ORGANIC NITROGEN										
Organic Nitrogen as N	**0.39**		mg/L			1	262551	03/04/21	03/04/21	SLL
Method: SM 4500-NH3-G										
Ammonia-N	ND		mg/L	0.10	0.010	1	262418	03/03/21	03/03/21	ATP
Method: SM 4500-P-B5-E										
Phosphorus	**0.22**		mg/L	0.020	0.010	1	262233	02/26/21	02/26/21	SGC
Method: SM 9223Bb										
Fecal Coliform	**23**		MPN/100ml	1.0		1	262225	02/26/21 16:39	02/27/21 14:15	CCO
Coliform, Total	**>2,400**		MPN/100ml	1.0		1	262225	02/26/21 16:39	02/27/21 14:15	CCO

Results for any subcontracted analyses are not included in this section.

ENTHALPY ANALYTICAL

Analysis Results for 441452

Sample ID: L-006	Lab ID: 441452-010	Collected: 02/26/21 12:25
	Matrix: Water	

441452-010 Analyte	Result	Qual	Units	RL	MDL	DF	Batch	Prepared	Analyzed	Chemist
Method: EPA 300.0 Prep Method: METHOD										
Nitrogen, Nitrite	ND		mg/L	5.0	0.90	50	262183	02/26/21 12:00	02/27/21 16:21	RKV
Nitrogen, Nitrate	ND		mg/L	0.10	0.05	1	262183	02/26/21 12:00	02/26/21 22:57	RKV
Nitrogen, Nitrate/Nitrite	ND		mg/L	0.10		50	262183	02/26/21 12:00	02/27/21 16:21	RKV
Method: EPA 351.2 Prep Method: METHOD										
Nitrogen, Total Kjeldahl	**2.6**		mg/L	0.40	0.030	1	262249	02/28/21	02/28/21	ATP
Method: ORGANIC NITROGEN										
Organic Nitrogen as N	**2.6**		mg/L			1	262551	03/04/21	03/04/21	SLL
Method: SM 4500-NH3-G										
Ammonia-N	ND		mg/L	0.10	0.010	1	262418	03/03/21	03/03/21	ATP
Method: SM 4500-P-B5-E										
Phosphorus	**0.26**		mg/L	0.020	0.010	1	262233	02/26/21	02/26/21	SGC
Method: SM 9223Bb										
Fecal Coliform	**390**		MPN/100ml	1.0		1	262225	02/26/21 16:39	02/27/21 14:15	CCO
Coliform, Total	**>2,400**		MPN/100ml	1.0		1	262225	02/26/21 16:39	02/27/21 14:15	CCO

< Value is less than indicated concentration
> Value exceeds indicated concentration
J Estimated value
ND Not Detected

Results for any subcontracted analyses are not included in this section.

ENTHALPY ANALYTICAL

Batch QC

Type: Blank	**Lab ID:** QC911006	**Batch:** 262183
Matrix: Drinking Water	**Method:** EPA 300.0	**Prep Method:** METHOD

QC911006 Analyte	Result	Qual	Units	RL	MDL	Prepared	Analyzed
Nitrogen, Nitrite	ND		mg/L	0.10	0.02	02/26/21 12:00	02/26/21 12:45
Nitrogen, Nitrate	ND		mg/L	0.10	0.05	02/26/21 12:00	02/26/21 12:45
Nitrogen, Nitrate/Nitrite	ND		mg/L	0.10		02/26/21 12:00	02/26/21 12:45

Type: Lab Control Sample	**Lab ID:** QC911007	**Batch:** 262183
Matrix: Drinking Water	**Method:** EPA 300.0	**Prep Method:** METHOD

QC911007 Analyte	Result	Spiked	Units	Recovery	Qual	Limits
Nitrogen, Nitrite	9.260	9.134	mg/L	101%		90-110
Nitrogen, Nitrate	8.585	9.036	mg/L	95%		90-110

Type: Matrix Spike	**Lab ID:** QC911008	**Batch:** 262183
Matrix (Source ID): Drinking Water (441418-001)	**Method:** EPA 300.0	**Prep Method:** METHOD

QC911008 Analyte	Result	Source Sample Result	Spiked	Units	Recovery	Qual	Limits	DF
Nitrogen, Nitrite	9.069	ND	9.134	mg/L	99%		80-120	1
Nitrogen, Nitrate	9.298	ND	9.036	mg/L	103%		80-120	1

Type: Matrix Spike Duplicate	**Lab ID:** QC911009	**Batch:** 262183
Matrix (Source ID): Drinking Water (441418-001)	**Method:** EPA 300.0	**Prep Method:** METHOD

QC911009 Analyte	Result	Source Sample Result	Spiked	Units	Recovery	Qual	Limits	RPD	RPD Lim	DF
Nitrogen, Nitrite	8.848	ND	9.134	mg/L	97%		80-120	2	20	1
Nitrogen, Nitrate	9.305	ND	9.036	mg/L	103%		80-120	0	20	1

Type: Matrix Spike	**Lab ID:** QC911084	**Batch:** 262183
Matrix (Source ID): Drinking Water (441418-002)	**Method:** EPA 300.0	**Prep Method:** METHOD

QC911084 Analyte	Result	Source Sample Result	Spiked	Units	Recovery	Qual	Limits	DF
Nitrogen, Nitrite	9.307	ND	9.134	mg/L	102%		80-120	1
Nitrogen, Nitrate	8.588	ND	9.036	mg/L	95%		80-120	1

ENTHALPY ANALYTICAL

Batch QC

Type:	Matrix Spike Duplicate	**Lab ID:**	QC911085	**Batch:**	262183
Matrix (Source ID):	Drinking Water (441418-002)	**Method:**	EPA 300.0	**Prep Method:**	METHOD

QC911085 Analyte	Result	Source Sample Result	Spiked	Units	Recovery	Qual	Limits	RPD	RPD Lim	DF
Nitrogen, Nitrite	9.237	ND	9.134	mg/L	101%		80-120	1	20	1
Nitrogen, Nitrate	8.938	ND	9.036	mg/L	99%		80-120	4	20	1

Type:	Blank	**Lab ID:**	QC911131	**Batch:**	262233
Matrix:	Water	**Method:**	SM 4500-P-B5-E		

QC911131 Analyte	Result	Qual	Units	RL	MDL	Prepared	Analyzed
Phosphorus	ND		mg/L	0.020	0.010	02/26/21	02/26/21

Type:	Lab Control Sample	**Lab ID:**	QC911132	**Batch:**	262233
Matrix:	Water	**Method:**	SM 4500-P-B5-E		

QC911132 Analyte	Result	Spiked	Units	Recovery	Qual	Limits
Phosphorus	0.3630	0.4000	mg/L	91%		80-120

Type:	Matrix Spike	**Lab ID:**	QC911133	**Batch:**	262233
Matrix (Source ID):	Water (441388-001)	**Method:**	SM 4500-P-B5-E		

QC911133 Analyte	Result	Source Sample Result	Spiked	Units	Recovery	Qual	Limits	DF
Phosphorus	0.9725	0.08200	1.000	mg/L	89%		75-125	2.5

Type:	Matrix Spike Duplicate	**Lab ID:**	QC911134	**Batch:**	262233
Matrix (Source ID):	Water (441388-001)	**Method:**	SM 4500-P-B5-E		

QC911134 Analyte	Result	Source Sample Result	Spiked	Units	Recovery	Qual	Limits	RPD	RPD Lim	DF
Phosphorus	1.053	0.08200	1.000	mg/L	97%		75-125	8	20	2.5

Type:	Blank	**Lab ID:**	QC911181	**Batch:**	262247
Matrix:	Water	**Method:**	EPA 351.2	**Prep Method:**	METHOD

QC911181 Analyte	Result	Qual	Units	RL	MDL	Prepared	Analyzed
Nitrogen, Total Kjeldahl	ND		mg/L	0.20	0.015	02/26/21	02/28/21

ENTHALPY ANALYTICAL

Batch QC

Type: Lab Control Sample	Lab ID: QC911182	Batch: 262247
Matrix: Water	Method: EPA 351.2	Prep Method: METHOD

QC911182 Analyte	Result	Spiked	Units	Recovery	Qual	Limits
Nitrogen, Total Kjeldahl	2.436	2.500	mg/L	97%		90-110

Type: Matrix Spike	Lab ID: QC911183	Batch: 262247
Matrix (Source ID): Water (441388-001)	Method: EPA 351.2	Prep Method: METHOD

QC911183 Analyte	Result	Source Sample Result	Spiked	Units	Recovery	Qual	Limits	DF
Nitrogen, Total Kjeldahl	13.67	0.6710	12.50	mg/L	104%		90-110	2.5

Type: Matrix Spike Duplicate	Lab ID: QC911184	Batch: 262247
Matrix (Source ID): Water (441388-001)	Method: EPA 351.2	Prep Method: METHOD

QC911184 Analyte	Result	Source Sample Result	Spiked	Units	Recovery	Qual	Limits	RPD	RPD Lim	DF
Nitrogen, Total Kjeldahl	13.32	0.6710	12.50	mg/L	101%		90-110	3	20	2.5

Type: Blank	Lab ID: QC911189	Batch: 262249
Matrix: Water	Method: EPA 351.2	Prep Method: METHOD

QC911189 Analyte	Result	Qual	Units	RL	MDL	Prepared	Analyzed
Nitrogen, Total Kjeldahl	ND		mg/L	0.20	0.015	02/28/21	02/28/21

Type: Lab Control Sample	Lab ID: QC911190	Batch: 262249
Matrix: Water	Method: EPA 351.2	Prep Method: METHOD

QC911190 Analyte	Result	Spiked	Units	Recovery	Qual	Limits
Nitrogen, Total Kjeldahl	2.433	2.500	mg/L	97%		90-110

Type: Matrix Spike	Lab ID: QC911191	Batch: 262249
Matrix (Source ID): Water (441452-001)	Method: EPA 351.2	Prep Method: METHOD

QC911191 Analyte	Result	Source Sample Result	Spiked	Units	Recovery	Qual	Limits	DF
Nitrogen, Total Kjeldahl	11.14	ND	12.50	mg/L	89%	*	90-110	2.5

ENTHALPY ANALYTICAL

Batch QC

Type:	**Matrix Spike Duplicate**	**Lab ID:**	**QC911192**
Matrix (Source ID):	**Water (441452-001)**	**Method:**	**EPA 351.2**
Batch:	**262249**		
Prep Method:	**METHOD**		

QC911192 Analyte	Result	Source Sample Result	Spiked	Units	Recovery	Qual	Limits	RPD	RPD Lim	DF
Nitrogen, Total Kjeldahl	11.75	ND	12.50	mg/L	94%		90-110	5	20	2.5

Type:	**Blank**	**Lab ID:**	**QC911674**
Matrix:	**Water**	**Method:**	**SM 4500-NH3-G**
Batch:	**262418**		

QC911674 Analyte	Result	Qual	Units	RL	MDL	Prepared	Analyzed
Ammonia-N	ND		mg/L	0.10	0.010	03/03/21	03/03/21

Type:	**Lab Control Sample**	**Lab ID:**	**QC911675**
Matrix:	**Water**	**Method:**	**SM 4500-NH3-G**
Batch:	**262418**		

QC911675 Analyte	Result	Spiked	Units	Recovery	Qual	Limits
Ammonia-N	2.261	2.500	mg/L	90%		80-120

Type:	**Matrix Spike**	**Lab ID:**	**QC911676**
Matrix (Source ID):	**Water (441452-001)**	**Method:**	**SM 4500-NH3-G**
Batch:	**262418**		

QC911676 Analyte	Result	Source Sample Result	Spiked	Units	Recovery	Qual	Limits	DF
Ammonia-N	2.132	ND	2.500	mg/L	85%		80-120	1

Type:	**Matrix Spike Duplicate**	**Lab ID:**	**QC911677**
Matrix (Source ID):	**Water (441452-001)**	**Method:**	**SM 4500-NH3-G**
Batch:	**262418**		

QC911677 Analyte	Result	Source Sample Result	Spiked	Units	Recovery	Qual	Limits	RPD	RPD Lim	DF
Ammonia-N	2.018	ND	2.500	mg/L	81%		80-120	5	20	1

* Value is outside QC limits

ND Not Detected

Enthalpy Analytical
931 West Barkley Ave
Orange, CA 92868
(714) 771-6900

enthalpy.com

Lab Job Number: 445526
Report Level: II
Report Date: 05/28/2021

Analytical Report *prepared for:*

Kiernan Brtalik
Rincon Consultants - Ventura
180 North Ashwood Ave.
Ventura, CA 93003

Project: MALIBU - Malibu - Quarterly/Semi-Annual

Authorized for release by:

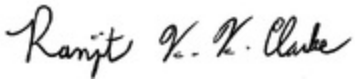

Ranjit K Clarke, Project Manager
(714) 771-9906
Ranjit.Clarke@enthalpy.com

This data package has been reviewed for technical correctness and completeness. Release of this data has been authorized by the Laboratory Manager or the Manager's designee, as verified by the above signature which applies to this PDF file as well as any associated electronic data deliverable files. The results contained in this report meet all requirements of NELAP and pertain only to those samples which were submitted for analysis. This report may be reproduced only in its entirety.

CA ELAP# 1338, NELAP# 4038, SCAQMD LAP# 18LA0518, LACSD ID# 10105, CDC ELITE Member

ENTHALPY ANALYTICAL

Sample Summary

Kiernan Brtalik
Rincon Consultants - Ventura
180 North Ashwood Ave.
Ventura, CA 93003

Lab Job #: 445526
Project No: MALIBU
Location: Malibu - Quarterly/Semi-Annual
Date Received: 05/18/21

Sample ID	Lab ID	Collected	Matrix
SMBRP-12	445526-001	05/18/21 11:45	Water
MCWP-MW04S	445526-002	05/18/21 12:45	Water
MCWP-MW07S	445526-003	05/18/21 10:15	Water
MCWP-MW07D	445526-004	05/18/21 10:50	Water
MCWP-MW09	445526-005	05/18/21 12:15	Water

ENTHALPY ANALYTICAL

Case Narrative

Rincon Consultants - Ventura 180 North Ashwood Ave. Ventura, CA 93003 Kiernan Brtalik	Lab Job Number: 445526 Project No: MALIBU Location: Malibu - Quarterly/Semi-Annual Date Received: 05/18/21

This data package contains sample and QC results for five water samples, requested for the above referenced project on 05/18/21. The samples were received cold and intact.

Metals (EPA 200.7):
No analytical problems were encountered.

Ion Chromatography (EPA 300.0):
Chloride was detected between the MDL and the RL in the method blank for batch 267352; this analyte was detected in samples at a level at least 10 times that of the blank. No other analytical problems were encountered.

Total Carbon by High-Temperature Combust (SM 5310B):
No analytical problems were encountered.

Total Phosphorus as P (SM 4500-P-B5-E):
No analytical problems were encountered.

Total Oil & Grease (HEM) (EPA 1664A):
No analytical problems were encountered.

Total Nitrogen, by Calculation (TOTAL NITROGEN):
No analytical problems were encountered.

Organic Nitrogen, by Calculation (ORGANIC NITROGEN):
No analytical problems were encountered.

Total Dissolved Solids (TDS) (SM2540C):
No analytical problems were encountered.

Total Suspended Solids (TSS) (SM2540D):
No analytical problems were encountered.

Free Chlorine (SM 4500-CL-G):
No analytical problems were encountered.

pH of Aqueous Samples (SM 4500-H+ B):
No analytical problems were encountered.

Soluble Biochemical Oxygen Demand (SM5210B):
No analytical problems were encountered.

Odor (SM 2150B):
No analytical problems were encountered.

Turbidity (SM2130B):
No analytical problems were encountered.

Color by Visual Comparison (SM2120B):
No analytical problems were encountered.

Surfactants (MBAS) (SM5540C):
No analytical problems were encountered.

Total Coliform / E. coli by Quanti-Tray (SM 9223Bb):
No analytical problems were encountered.

Ammonia and TKN- Semi-Automated Method (SM 4500-NH3-G):
Low recovery was observed for nitrogen, total kjeldahl in the MSD of SMBRP-12 (lab # 445526-001); the LCS was within limits, and the associated RPD was within limits. No other analytical problems were encountered.

ENTHALPHY ANALYTICAL, INC.	ENTHALPY analytical, inc.	Chain of Custody Record	Turn Around Time (Rush by advanced notice only)					
931 W. Barkley Ave., Orange, CA 92868		Lab No: 445526	Standard:	X	4 Day:		3 Day:	
Phone: (714) 771-6900 Fax: (714) 538-1209		Page: 1 of 1	2 Day:		1 Day:		Same Day:	
Billing: Enthalpy - SoCal		Matrix: A = Air DW = Drinking Water FL = Food Liquid FS = Food Solid L = Liquid PP = Pure Product S = Solid SeaW = Sea Water SW = Swab W = Water WP = Wipe O = Other	Preservatives: 1 = $Na_2S_2O_3$ 2 = HCl 3 = HNO_3 4 = H_2SO_4 5 = NaOH 6 = Other					
c/o Montrose Environmental Group								
1 Park Plaza, Suite 1000, Irvine, CA 92614								

CUSTOMER INFORMATION		PROJECT INFORMATION	
Company:	Rincon Consultants	Name:	Malibu - Quarterly/Semi-Annual
Report To:	Kiernan Brtalik	Number:	
Email:		P.O. #:	20-09665
Address:	180 N. Ashwood Ave.	Address:	
	Ventura, CA 93003		
Phone:		Global ID:	
Cell:		Sampled By:	

Analysis Request

Test Instructions / Comments: 3.1 / 9.6; 4.2 / 2.9; 5.1 / 2.3; 6.3 / 1.2

Sample ID	Sampling Date	Sampling Time	Matrix	Container No. / Size	Pres.	Total /Fecal Coliforms - SM 9223 Quantitray	EPA 200.7 (B)	EPA 300.0: Cl,NO2,NO3,SO4	TKN; NH3; Phosphorus	SM 5310C TOC; BOD; TSS; TDS	pH; Residual Cl; MBAS; Turbidity; Color; Odor	EPA 1664A Oil & Grease	Organic Nitrogen, Total Nitrogen			Test Instructions / Comments
~~SMBRP-9~~						~~X~~	~~X~~	~~X~~	~~X~~	~~X~~	~~X~~	~~X~~	~~X~~			MC
SMBRP-12	5/18/2021	1145	W			X	X	X	X	X	X	X	X			
MCWP-MW04S	5/18/2021	1245	W			X	X	X	X	X	X	X	X			
~~MCWP-MW04D~~						~~X~~	~~X~~	~~X~~	~~X~~	~~X~~	~~X~~	~~X~~	~~X~~			MC
MCWP-MW07S	5/18/2021	1015	W			X	X	X	X	X	X	X	X			
MCWP-MW07D	5/18/2021	1050	W			X	X	X	X	X	X	X	X			
MCWP-MW09	5/18/2021	1215	W			X	X	X	X	X	X	X	X			

	Signature	Print Name	Company / Title	Date / Time
1 Relinquished By:	[signature]	MICHELLE CARTER	RINCON CONSULTANTS	5/18/21 / 1338
1 Received By:	[signature]	David Tran	Enthalpy	5/18/21 / 1:41 PM
2 Relinquished By:	[signature]	David Tran	Enthalpy	5/18/21 17:05
2 Received By:	[signature]	Elizabeth Ramirez	EA	5/18/21 17:05.
3 Relinquished By:				
3 Received By:				

ENTHALPY ANALYTICAL

SAMPLE ACCEPTANCE CHECKLIST

Section 1

Client: Rincon Consultants Project: Malibu-Quarterly/Semi-Annual

Date Received: 5/18/2021 Sampler's Name Present: ☑ Yes ☐ No

Section 2

Sample(s) received in a cooler? ☑ Yes, How many? 4 ☐ No (skip section 2) Sample Temp (°C) (No Cooler): _____

Sample Temp (°C), One from each cooler: #1: 9.6 #2: 4.2 #3: 5.1 #4: 6.3

(Acceptance range is < 6°C but not frozen (for Microbiology samples, acceptance range is < 10°C but not frozen). It is acceptable for samples collected the same day as sample receipt to have a higher temperature as long as there is evidence that cooling has begun.)

Shipping Information: _____

Section 3

Was the cooler packed with: ☑ Ice ☐ Ice Packs ☐ Bubble Wrap ☐ Styrofoam ☐ Paper ☐ None ☐ Other _____

Cooler Temp (°C): #1: 3.1 #2: 2.9 #3: 2.3 #4: 1.2

Section 4	YES	NO	N/A
Was a COC received?	✔		
Are sample IDs present?	✔		
Are sampling dates & times present?	✔		
Is a relinquished signature present?	✔		
Are the tests required clearly indicated on the COC?	✔		
Are custody seals present?		✔	
If custody seals are present, were they intact?			✔
Are all samples sealed in plastic bags? (Recommended for Microbiology samples)	✔		
Did all samples arrive intact? If no, indicate in Section 4 below.	✔		
Did all bottle labels agree with COC? (ID, dates and times)	✔		
Were the samples collected in the correct containers for the required tests?	✔		
Are the containers labeled with the correct preservatives?	✔		
Is there headspace in the VOA vials greater than 5-6 mm in diameter?			✔
Was a sufficient amount of sample submitted for the requested tests?	✔		

Section 5 Explanations/Comments

Section 6

For discrepancies, how was the Project Manager notified? ☐ Verbal PM Initials: _____ Date/Time _____

☐ Email (email sent to/on): _____ / _____

Project Manager's response:

Completed By: _____ Date: 5/18/2021

Enthalpy Analytical Field Technician Request Form

Version # 2.7
Effective 9/10/15

Client Info

Client Name:	Rincon Consultants
Address:	180 N. Ashwood Ave.
City:	Ventura
Ordered By:	Kiernan
Client Project Manager:	Kiernan
Phone:	516 468 9695
Email:	

Site Info

Address:	3900 Cross Creek Rd.
City:	Malibu
Site Contact:	Michelle Carter
Phone:	805-450-1679 (cell)
2nd Site Contact:	Nico Navarro
Phone:	805-223-5066

Request Completed By

Enthalpy Contact:	RKC
Date / Time:	05/03/21

Date(s) Needed:	05/18/21				
Before:		After:	14:30	Between:	
Assigned Field Technician:					
Arrival Time:		Leave Time:			
Pick Up	✓	**Delivery**			

Micro Sampling

1st Day:		Sampling Time:		# of samples:	
2nd Day:		Sampling Time:		# of samples:	
Verbal Notification required (ASAP):					
Primary Notification Contact Info:					
Secondary Notification Contact Info:					
Analysis:					

Water/Soil Sampling

ISCO:		Soil:		Water:	
Meter readings (ISCO):		# of samples:			
Analysis:					

Sampling Notes

TAT:		Return ASAP:		Return by:	

Comments/Instructions:

- p/u samples in the Wells Fargo parking lot.

- Additional contact: Peter Doran - (805) 223-5842

Enthalpy Coordinator Use Only		**Enthalpy PM Use Only**	
Request Approved:		☑ Emailed ☐ Phoned ☐ No Notification	
Alternate Date/Time proposed:		Client contact notified:	Peter
Request Denied:			
Name / Signature:		Name / Signature:	RKC
Date/Time:		Date/Time:	05/03/21

Please initial and date any changes.

ENTHALPY ANALYTICAL

Analysis Results for 445526

Kiernan Brtalik
Rincon Consultants - Ventura
180 North Ashwood Ave.
Ventura, CA 93003

Lab Job #: 445526
Project No: MALIBU
Location: Malibu - Quarterly/Semi-Annual
Date Received: 05/18/21

Sample ID: SMBRP-12 **Lab ID: 445526-001** **Collected: 05/18/21 11:45**
Matrix: Water

445526-001 Analyte	Result	Qual	Units	RL	MDL	DF	Batch	Prepared	Analyzed	Chemist
Method: EPA 1664A Prep Method: METHOD										
Total Oil and Grease	ND		mg/L	5.6	1.6	1.1	267438	05/19/21	05/19/21	ECC
Method: EPA 200.7 Prep Method: EPA 200.7										
Boron	**0.66**		mg/L	0.050	0.0080	1	267372	05/19/21	05/19/21	SBW
Method: EPA 300.0 Prep Method: METHOD										
Chloride	**300**		mg/L	50	5.0	10	267352	05/18/21 21:00	05/19/21 01:16	RKV
Nitrogen, Nitrite	ND		mg/L	0.10	0.01	1	267352	05/18/21 21:00	05/18/21 23:18	RKV
Nitrogen, Nitrate	**0.42**		mg/L	0.10	0.05	1	267352	05/18/21 21:00	05/18/21 23:18	RKV
Sulfate	**320**		mg/L	10	2.5	10	267352	05/18/21 21:00	05/19/21 01:16	RKV
Method: EPA 351.2 Prep Method: METHOD										
Nitrogen, Total Kjeldahl	**5.5**		mg/L	0.40	0.030	1	267667	05/25/21	05/25/21	ATP
Method: ORGANIC NITROGEN										
Organic Nitrogen as N	**0.70**		mg/L			1	267894	05/27/21	05/27/21	SLL
Method: SM 2150B										
Odor	ND		TON	1.0		1	267393	05/18/21 19:00	05/18/21 19:00	SGC
Method: SM 4500-CL-G										
Chlorine, Total Residual	ND	H	mg/L	0.10	0.042	1	267417	05/19/21 17:36	05/19/21 17:36	WWC
Method: SM 4500-H+ B										
pH	**7.13**	H	SU			1	267414	05/19/21 18:00	05/19/21 18:00	SGC
Temperature	**22.10**	H	deg C	1.00		1	267414	05/19/21 18:00	05/19/21 18:00	SGC
Method: SM 4500-NH3-G										
Ammonia-N	**4.8**		mg/L	0.20	0.020	2	267790	05/26/21	05/26/21	ATP
Method: SM 4500-P-B5-E										
Phosphorus	**1.0**		mg/L	0.10	0.050	5	267559	05/21/21	05/21/21	SGC
Method: SM 5310B										

Results for any subcontracted analyses are not included in this section.

ENTHALPY ANALYTICAL

Analysis Results for 445526

445526-001 Analyte	Result	Qual	Units	RL	MDL	DF	Batch	Prepared	Analyzed	Chemist
Total Organic Carbon	**8.5**		mg/L	1.0	0.18	1	267515	05/20/21	05/20/21	ATP
Method: SM 9223Bb										
Fecal Coliform	<1.0		MPN/100ml	1.0		1	267382	05/18/21 17:40	05/19/21 16:13	CCO
Coliform, Total	**170**		MPN/100ml	1.0		1	267382	05/18/21 17:40	05/19/21 16:13	CCO
Method: SM2120B										
Color	ND		ColorUnits	5		1	267394	05/18/21 19:00	05/18/21 19:00	SGC
Method: SM2130B										
Turbidity	**29**		NTU	0.10	0.07	1	267392	05/18/21 19:00	05/18/21 19:00	SGC
Method: SM2540C Prep Method: METHOD										
Total Dissolved Solids	**1,700**		mg/L	20		2	267557	05/21/21	05/22/21	WWC
Method: SM2540D Prep Method: METHOD										
Total Suspended Solids	**39**		mg/L	0.7		1.3	267547	05/20/21	05/20/21	ATP
Method: SM5210B Prep Method: METHOD										
Biochemical Oxygen Demand	**9.4**		mg/L	3.0		1	267404	05/19/21 10:15	05/24/21 10:05	MMP
Method: SM5540C										
Surfactants (MBAS)	**0.81**		mg/L	0.040	0.027	1	267518	05/20/21 10:00	05/20/21 12:54	ATP
Method: TOTAL NITROGEN										
Total Nitrogen	**5.9**		mg/L			1	267776	05/26/21	05/26/21	SLL

Results for any subcontracted analyses are not included in this section.

ENTHALPY ANALYTICAL

Analysis Results for 445526

Sample ID: MCWP-MW04S	Lab ID: 445526-002	Collected: 05/18/21 12:45
	Matrix: Water	

445526-002 Analyte	Result	Qual	Units	RL	MDL	DF	Batch	Prepared	Analyzed	Chemist
Method: EPA 1664A Prep Method: METHOD										
Total Oil and Grease	**2.2**	J	mg/L	5.6	1.6	1.1	267438	05/19/21	05/19/21	ECC
Method: EPA 200.7 Prep Method: EPA 200.7										
Boron	**1.9**		mg/L	0.050	0.0080	1	267372	05/19/21	05/19/21	SBW
Method: EPA 300.0 Prep Method: METHOD										
Chloride	**540**		mg/L	50	5.0	10	267352	05/18/21 21:00	05/19/21 01:39	RKV
Nitrogen, Nitrite	ND		mg/L	0.10	0.01	1	267352	05/18/21 21:00	05/18/21 23:42	RKV
Nitrogen, Nitrate	**1.2**		mg/L	0.10	0.05	1	267352	05/18/21 21:00	05/18/21 23:42	RKV
Sulfate	**2,700**		mg/L	50	13	50	267352	05/18/21 21:00	05/19/21 13:23	RKV
Method: EPA 351.2 Prep Method: METHOD										
Nitrogen, Total Kjeldahl	**0.56**		mg/L	0.40	0.030	1	267667	05/25/21	05/25/21	ATP
Method: ORGANIC NITROGEN										
Organic Nitrogen as N	**0.56**		mg/L			1	267894	05/27/21	05/27/21	SLL
Method: SM 2150B										
Odor	ND		TON	1.0		1	267393	05/18/21 19:00	05/18/21 19:00	SGC
Method: SM 4500-CL-G										
Chlorine, Total Residual	ND	H	mg/L	0.10	0.042	1	267417	05/19/21 17:36	05/19/21 17:36	WWC
Method: SM 4500-H+ B										
pH	**7.58**	H	SU			1	267414	05/19/21 18:00	05/19/21 18:00	SGC
Temperature	**22.40**	H	deg C	1.00		1	267414	05/19/21 18:00	05/19/21 18:00	SGC
Method: SM 4500-NH3-G										
Ammonia-N	ND		mg/L	0.10	0.010	1	267790	05/26/21	05/26/21	ATP
Method: SM 4500-P-B5-E										
Phosphorus	**0.35**		mg/L	0.020	0.010	1	267559	05/21/21	05/21/21	SGC
Method: SM 5310B										
Total Organic Carbon	**19**		mg/L	1.0	0.18	1	267515	05/20/21	05/20/21	ATP
Method: SM 9223Bb										
Fecal Coliform	<1.0		MPN/100ml	1.0		1	267382	05/18/21 17:40	05/19/21 16:13	CCO

Results for any subcontracted analyses are not included in this section.

ENTHALPY ANALYTICAL

Analysis Results for 445526

445526-002 Analyte	Result	Qual	Units	RL	MDL	DF	Batch	Prepared	Analyzed	Chemist
Coliform, Total	**610**		MPN/100ml	1.0		1	267382	05/18/21 17:40	05/19/21 16:13	CCO
Method: SM2120B										
Color	ND		ColorUnits	5		1	267394	05/18/21 19:00	05/18/21 19:00	SGC
Method: SM2130B										
Turbidity	**2.9**		NTU	0.10	0.07	1	267392	05/18/21 19:00	05/18/21 19:00	SGC
Method: SM2540C Prep Method: METHOD										
Total Dissolved Solids	**4,800**		mg/L	20		2	267557	05/21/21	05/22/21	WWC
Method: SM2540D Prep Method: METHOD										
Total Suspended Solids	**1.6**		mg/L	0.5		1.1	267547	05/20/21	05/20/21	ATP
Method: SM5210B Prep Method: METHOD										
Biochemical Oxygen Demand	ND		mg/L	3.0		1	267404	05/19/21 10:17	05/24/21 10:05	MMP
Method: SM5540C										
Surfactants (MBAS)	**0.066**		mg/L	0.040	0.027	1	267518	05/20/21 10:00	05/20/21 12:54	ATP
Method: TOTAL NITROGEN										
Total Nitrogen	**1.8**		mg/L			1	267776	05/26/21	05/26/21	SLL

Results for any subcontracted analyses are not included in this section.

ENTHALPY ANALYTICAL

Analysis Results for 445526

Sample ID: MCWP-MW07S	Lab ID: 445526-003	Collected: 05/18/21 10:15
	Matrix: Water	

445526-003 Analyte	Result	Qual	Units	RL	MDL	DF	Batch	Prepared	Analyzed	Chemist
Method: EPA 1664A Prep Method: METHOD										
Total Oil and Grease	ND		mg/L	5.6	1.6	1.1	267438	05/19/21	05/19/21	ECC
Method: EPA 200.7 Prep Method: EPA 200.7										
Boron	**0.39**		mg/L	0.050	0.0080	1	267372	05/19/21	05/19/21	SBW
Method: EPA 300.0 Prep Method: METHOD										
Chloride	**190**		mg/L	50	5.0	10	267352	05/18/21 21:00	05/19/21 02:50	RKV
Nitrogen, Nitrite	ND		mg/L	0.10	0.01	1	267352	05/18/21 21:00	05/19/21 00:05	RKV
Nitrogen, Nitrate	**4.5**		mg/L	0.10	0.05	1	267352	05/18/21 21:00	05/19/21 00:05	RKV
Sulfate	**250**		mg/L	10	2.5	10	267352	05/18/21 21:00	05/19/21 02:50	RKV
Method: EPA 351.2 Prep Method: METHOD										
Nitrogen, Total Kjeldahl	ND		mg/L	0.40	0.030	1	267667	05/25/21	05/25/21	ATP
Method: ORGANIC NITROGEN										
Organic Nitrogen as N	ND		mg/L			1	267894	05/27/21	05/27/21	SLL
Method: SM 2150B										
Odor	ND		TON	1.0		1	267393	05/18/21 19:00	05/18/21 19:00	SGC
Method: SM 4500-CL-G										
Chlorine, Total Residual	ND	H	mg/L	0.10	0.042	1	267417	05/19/21 17:36	05/19/21 17:36	WWC
Method: SM 4500-H+ B										
pH	**7.46**	H	SU			1	267414	05/19/21 18:00	05/19/21 18:00	SGC
Temperature	**22.40**	H	deg C	1.00		1	267414	05/19/21 18:00	05/19/21 18:00	SGC
Method: SM 4500-NH3-G										
Ammonia-N	ND		mg/L	0.10	0.010	1	267790	05/27/21	05/27/21	ATP
Method: SM 4500-P-B5-E										
Phosphorus	**0.26**		mg/L	0.020	0.010	1	267559	05/21/21	05/21/21	SGC
Method: SM 5310B										
Total Organic Carbon	ND		mg/L	1.0	0.18	1	267515	05/20/21	05/20/21	ATP
Method: SM 9223Bb										
Fecal Coliform	**1.0**		MPN/100ml	1.0		1	267382	05/18/21 17:40	05/19/21 16:13	CCO

Results for any subcontracted analyses are not included in this section.

ENTHALPY ANALYTICAL

Analysis Results for 445526

445526-003 Analyte	Result	Qual	Units	RL	MDL	DF	Batch	Prepared	Analyzed	Chemist
Coliform, Total	**110**		MPN/100ml	1.0		1	267382	05/18/21 17:40	05/19/21 16:13	CCO
Method: SM2120B										
Color	ND		ColorUnits	5		1	267394	05/18/21 19:00	05/18/21 19:00	SGC
Method: SM2130B										
Turbidity	**4.3**		NTU	0.10	0.07	1	267392	05/18/21 19:00	05/18/21 19:00	SGC
Method: SM2540C Prep Method: METHOD										
Total Dissolved Solids	**1,100**		mg/L	20		2	267557	05/21/21	05/22/21	WWC
Method: SM2540D Prep Method: METHOD										
Total Suspended Solids	**3.8**		mg/L	0.5		1.1	267547	05/20/21	05/20/21	ATP
Method: SM5210B Prep Method: METHOD										
Biochemical Oxygen Demand	ND		mg/L	3.0		1	267404	05/19/21 10:19	05/24/21 10:05	MMP
Method: SM5540C										
Surfactants (MBAS)	**0.072**		mg/L	0.040	0.027	1	267518	05/20/21 10:00	05/20/21 12:54	ATP
Method: TOTAL NITROGEN										
Total Nitrogen	**4.5**		mg/L			1	267776	05/26/21	05/26/21	SLL

Results for any subcontracted analyses are not included in this section.

ENTHALPY ANALYTICAL

Analysis Results for 445526

Sample ID: MCWP-MW07D	Lab ID: 445526-004	Collected: 05/18/21 10:50
	Matrix: Water	

445526-004 Analyte	Result	Qual	Units	RL	MDL	DF	Batch	Prepared	Analyzed	Chemist
Method: EPA 1664A Prep Method: METHOD										
Total Oil and Grease	**2.7**	J	mg/L	5.6	1.6	1.1	267438	05/19/21	05/19/21	ECC
Method: EPA 200.7 Prep Method: EPA 200.7										
Boron	**0.50**		mg/L	0.050	0.0080	1	267372	05/19/21	05/19/21	SBW
Method: EPA 300.0 Prep Method: METHOD										
Chloride	**280**		mg/L	50	5.0	10	267352	05/18/21 21:00	05/19/21 03:13	RKV
Nitrogen, Nitrite	ND		mg/L	0.10	0.01	1	267352	05/18/21 21:00	05/19/21 00:29	RKV
Nitrogen, Nitrate	ND		mg/L	0.10	0.05	1	267352	05/18/21 21:00	05/19/21 00:29	RKV
Sulfate	**230**		mg/L	10	2.5	10	267352	05/18/21 21:00	05/19/21 03:13	RKV
Method: EPA 351.2 Prep Method: METHOD										
Nitrogen, Total Kjeldahl	**0.30**	J	mg/L	0.40	0.030	1	267667	05/25/21	05/25/21	ATP
Method: ORGANIC NITROGEN										
Organic Nitrogen as N	**0.040**		mg/L			1	267894	05/27/21	05/27/21	SLL
Method: SM 2150B										
Odor	ND		TON	1.0		1	267393	05/18/21 19:00	05/18/21 19:00	SGC
Method: SM 4500-CL-G										
Chlorine, Total Residual	ND	H	mg/L	0.10	0.042	1	267417	05/19/21 17:36	05/19/21 17:36	WWC
Method: SM 4500-H+ B										
pH	**7.52**	H	SU			1	267414	05/19/21 18:00	05/19/21 18:00	SGC
Temperature	**22.40**	H	deg C	1.00		1	267414	05/19/21 18:00	05/19/21 18:00	SGC
Method: SM 4500-NH3-G										
Ammonia-N	**0.26**		mg/L	0.10	0.010	1	267790	05/26/21	05/26/21	ATP
Method: SM 4500-P-B5-E										
Phosphorus	**0.11**		mg/L	0.020	0.010	1	267559	05/21/21	05/21/21	SGC
Method: SM 5310B										
Total Organic Carbon	**3.3**		mg/L	1.0	0.18	1	267515	05/20/21	05/20/21	ATP
Method: SM 9223Bb										
Fecal Coliform	<1.0		MPN/100ml	1.0		1	267382	05/18/21 17:40	05/19/21 16:13	CCO

Results for any subcontracted analyses are not included in this section.

ENTHALPY ANALYTICAL

Analysis Results for 445526

445526-004 Analyte	Result	Qual	Units	RL	MDL	DF	Batch	Prepared	Analyzed	Chemist
Coliform, Total	**7.5**		MPN/100ml	1.0		1	267382	05/18/21 17:40	05/19/21 16:13	CCO
Method: SM2120B										
Color	ND		ColorUnits	5		1	267394	05/18/21 19:00	05/18/21 19:00	SGC
Method: SM2130B										
Turbidity	**0.74**		NTU	0.10	0.07	1	267392	05/18/21 19:00	05/18/21 19:00	SGC
Method: SM2540C Prep Method: METHOD										
Total Dissolved Solids	**1,100**		mg/L	20		2	267557	05/21/21	05/22/21	WWC
Method: SM2540D Prep Method: METHOD										
Total Suspended Solids	**1.5**		mg/L	0.5		1.1	267547	05/20/21	05/20/21	ATP
Method: SM5210B Prep Method: METHOD										
Biochemical Oxygen Demand	ND		mg/L	3.0		1	267404	05/19/21 10:21	05/24/21 10:05	MMP
Method: SM5540C										
Surfactants (MBAS)	**0.050**		mg/L	0.040	0.027	1	267518	05/20/21 10:00	05/20/21 12:54	ATP
Method: TOTAL NITROGEN										
Total Nitrogen	**0.30**		mg/L			1	267776	05/26/21	05/26/21	SLL

Results for any subcontracted analyses are not included in this section.

ENTHALPY ANALYTICAL

Analysis Results for 445526

Sample ID: MCWP-MW09	Lab ID: 445526-005	Collected: 05/18/21 12:15
	Matrix: Water	

445526-005 Analyte	Result	Qual	Units	RL	MDL	DF	Batch	Prepared	Analyzed	Chemist
Method: EPA 1664A Prep Method: METHOD										
Total Oil and Grease	ND		mg/L	5.6	1.6	1.1	267438	05/19/21	05/19/21	ECC
Method: EPA 200.7 Prep Method: EPA 200.7										
Boron	**0.85**		mg/L	0.050	0.0080	1	267372	05/19/21	05/19/21	SBW
Method: EPA 300.0 Prep Method: METHOD										
Chloride	**700**		mg/L	50	5.0	10	267352	05/18/21 21:00	05/19/21 03:37	RKV
Nitrogen, Nitrite	ND		mg/L	0.10	0.01	1	267352	05/18/21 21:00	05/19/21 00:52	RKV
Nitrogen, Nitrate	ND		mg/L	0.10	0.05	1	267352	05/18/21 21:00	05/19/21 00:52	RKV
Sulfate	**560**		mg/L	10	2.5	10	267352	05/18/21 21:00	05/19/21 03:37	RKV
Method: EPA 351.2 Prep Method: METHOD										
Nitrogen, Total Kjeldahl	**2.0**		mg/L	0.40	0.030	1	267667	05/25/21	05/25/21	ATP
Method: ORGANIC NITROGEN										
Organic Nitrogen as N	ND		mg/L			1	267894	05/27/21	05/27/21	SLL
Method: SM 2150B										
Odor	ND		TON	1.0		1	267393	05/18/21 19:00	05/18/21 19:00	SGC
Method: SM 4500-CL-G										
Chlorine, Total Residual	ND	H	mg/L	0.10	0.042	1	267417	05/19/21 17:36	05/19/21 17:36	WWC
Method: SM 4500-H+ B										
pH	**7.38**	H	SU			1	267414	05/19/21 18:00	05/19/21 18:00	SGC
Temperature	**22.50**	H	deg C	1.00		1	267414	05/19/21 18:00	05/19/21 18:00	SGC
Method: SM 4500-NH3-G										
Ammonia-N	**2.0**		mg/L	0.10	0.010	1	267790	05/26/21	05/26/21	ATP
Method: SM 4500-P-B5-E										
Phosphorus	**0.11**		mg/L	0.020	0.010	1	267559	05/21/21	05/21/21	SGC
Method: SM 5310B										
Total Organic Carbon	ND		mg/L	1.0	0.18	1	267515	05/20/21	05/20/21	ATP
Method: SM 9223Bb										
Fecal Coliform	<1.0		MPN/100ml	1.0		1	267382	05/18/21 17:40	05/19/21 16:13	CCO

Results for any subcontracted analyses are not included in this section.

ENTHALPY ANALYTICAL

Analysis Results for 445526

445526-005 Analyte	Result	Qual	Units	RL	MDL	DF	Batch	Prepared	Analyzed	Chemist
Coliform, Total	<1.0		MPN/100ml	1.0		1	267382	05/18/21 17:40	05/19/21 16:13	CCO
Method: SM2120B										
Color	ND		ColorUnits	5		1	267394	05/18/21 19:00	05/18/21 19:00	SGC
Method: SM2130B										
Turbidity	**0.81**		NTU	0.10	0.07	1	267392	05/18/21 19:00	05/18/21 19:00	SGC
Method: SM2540C Prep Method: METHOD										
Total Dissolved Solids	**2,300**		mg/L	20		2	267557	05/21/21	05/22/21	WWC
Method: SM2540D Prep Method: METHOD										
Total Suspended Solids	**1.3**		mg/L	0.5		1.1	267547	05/20/21	05/20/21	ATP
Method: SM5210B Prep Method: METHOD										
Biochemical Oxygen Demand	ND		mg/L	3.0		1	267404	05/19/21 10:23	05/24/21 10:05	MMP
Method: SM5540C										
Surfactants (MBAS)	**0.041**		mg/L	0.040	0.027	1	267518	05/20/21 10:00	05/20/21 12:54	ATP
Method: TOTAL NITROGEN										
Total Nitrogen	**2.0**		mg/L			1	267776	05/26/21	05/26/21	SLL

< Value is less than indicated concentration
H Holding time was exceeded
J Estimated value
ND Not Detected

Results for any subcontracted analyses are not included in this section.

ENTHALPY ANALYTICAL

Batch QC

Type: Blank	**Lab ID:** QC925506	**Batch:** 267352
Matrix: Drinking Water	**Method:** EPA 300.0	**Prep Method:** METHOD

QC925506 Analyte	Result	Qual	Units	RL	MDL	Prepared	Analyzed
Chloride	1.9	J	mg/L	5.0	0.50	05/18/21 21:00	05/18/21 21:45
Nitrogen, Nitrite	ND		mg/L	0.10	0.01	05/18/21 21:00	05/18/21 21:45
Nitrogen, Nitrate	ND		mg/L	0.10	0.05	05/18/21 21:00	05/18/21 21:45
Sulfate	ND		mg/L	1.0	0.25	05/18/21 21:00	05/18/21 21:45

Type: Lab Control Sample	**Lab ID:** QC925507	**Batch:** 267352
Matrix: Drinking Water	**Method:** EPA 300.0	**Prep Method:** METHOD

QC925507 Analyte	Result	Spiked	Units	Recovery	Qual	Limits
Chloride	98.65	100.0	mg/L	99%		90-110
Nitrogen, Nitrite	8.407	9.134	mg/L	92%		90-110
Nitrogen, Nitrate	8.228	9.036	mg/L	91%		90-110
Sulfate	49.01	50.00	mg/L	98%		90-110

Type: Matrix Spike	**Lab ID:** QC925510	**Batch:** 267352
Matrix (Source ID): Water (445526-001)	**Method:** EPA 300.0	**Prep Method:** METHOD

QC925510 Analyte	Result	Source Sample Result	Spiked	Units	Recovery	Qual	Limits	DF
Chloride	379.7	296.1	100.0	mg/L	84%		80-120	10
Nitrogen, Nitrite	8.165	ND	9.134	mg/L	89%		80-120	1
Nitrogen, Nitrate	9.021	0.4240	9.036	mg/L	95%		80-120	1
Sulfate	358.4	317.4	50.00	mg/L	82%	NM	80-120	10

Type: Matrix Spike Duplicate	**Lab ID:** QC925511	**Batch:** 267352
Matrix (Source ID): Water (445526-001)	**Method:** EPA 300.0	**Prep Method:** METHOD

QC925511 Analyte	Result	Source Sample Result	Spiked	Units	Recovery	Qual	Limits	RPD	RPD Lim	DF
Chloride	382.8	296.1	100.0	mg/L	87%		80-120	1	20	10
Nitrogen, Nitrite	8.155	ND	9.134	mg/L	89%		80-120	0	20	1
Nitrogen, Nitrate	8.956	0.4240	9.036	mg/L	94%		80-120	1	20	1
Sulfate	359.7	317.4	50.00	mg/L	85%	NM	80-120	0	20	10

Type: Blank	**Lab ID:** QC925558	**Batch:** 267372
Matrix: Water	**Method:** EPA 200.7	**Prep Method:** EPA 200.7

QC925558 Analyte	Result	Qual	Units	RL	MDL	Prepared	Analyzed
Boron	ND		mg/L	0.050	0.0080	05/19/21	05/19/21

ENTHALPY ANALYTICAL

Batch QC

Type: Lab Control Sample	Lab ID: QC925559	Batch: 267372
Matrix: Water	Method: EPA 200.7	Prep Method: EPA 200.7

QC925559 Analyte	Result	Spiked	Units	Recovery	Qual	Limits
Boron	0.5297	0.5000	mg/L	106%		85-115

Type: Matrix Spike	Lab ID: QC925560	Batch: 267372
Matrix (Source ID): Water (445526-001)	Method: EPA 200.7	Prep Method: EPA 200.7

QC925560 Analyte	Result	Source Sample Result	Spiked	Units	Recovery	Qual	Limits	DF
Boron	1.159	0.6585	0.5000	mg/L	100%		75-125	1

Type: Matrix Spike Duplicate	Lab ID: QC925561	Batch: 267372
Matrix (Source ID): Water (445526-001)	Method: EPA 200.7	Prep Method: EPA 200.7

QC925561 Analyte	Result	Source Sample Result	Spiked	Units	Recovery	Qual	Limits	RPD	RPD Lim	DF
Boron	1.172	0.6585	0.5000	mg/L	103%		75-125	1	20	1

Type: Matrix Spike	Lab ID: QC925562	Batch: 267372
Matrix (Source ID): Water (445541-001)	Method: EPA 200.7	Prep Method: EPA 200.7

QC925562 Analyte	Result	Source Sample Result	Spiked	Units	Recovery	Qual	Limits	DF
Boron	0.7103	0.09373	0.5000	mg/L	123%		75-125	1

Type: Matrix Spike Duplicate	Lab ID: QC925563	Batch: 267372
Matrix (Source ID): Water (445541-001)	Method: EPA 200.7	Prep Method: EPA 200.7

QC925563 Analyte	Result	Source Sample Result	Spiked	Units	Recovery	Qual	Limits	RPD	RPD Lim	DF
Boron	0.6659	0.09373	0.5000	mg/L	114%		75-125	6	20	1

Type: Sample Duplicate	Lab ID: QC925594	Batch: 267392
Matrix (Source ID): Water (445526-005)	Method: SM2130B	

QC925594 Analyte	Result	Source Sample Result	Units	Qual	RPD	RPD Lim	DF
Turbidity	0.8000	0.8070	NTU		1	20	1

ENTHALPY ANALYTICAL

Batch QC

Type:	**Sample Duplicate**	**Lab ID:**	**QC925595**	**Batch:**	**267393**
Matrix (Source ID):	**Water (445526-005)**	**Method:**	**SM 2150B**		

QC925595 Analyte	Result	Source Sample Result	Units	Qual	RPD	RPD Lim	DF
Odor	ND	ND	TON			20	1

Type:	**Sample Duplicate**	**Lab ID:**	**QC925596**	**Batch:**	**267394**
Matrix (Source ID):	**Water (445526-005)**	**Method:**	**SM2120B**		

QC925596 Analyte	Result	Source Sample Result	Units	Qual	RPD	RPD Lim	DF
Color	ND	ND	ColorUnits			20	1

Type:	**Blank**	**Lab ID:**	**QC925614**	**Batch:**	**267404**
Matrix:	**Water**	**Method:**	**SM5210B**	**Prep Method:**	**METHOD**

QC925614 Analyte	Result	Qual	Units	RL	MDL	Prepared	Analyzed
Biochemical Oxygen Demand	ND		mg/L	3.0		05/19/21 10:05	05/24/21 10:05

Type:	**Lab Control Sample**	**Lab ID:**	**QC925615**	**Batch:**	**267404**
Matrix:	**Water**	**Method:**	**SM5210B**	**Prep Method:**	**METHOD**

QC925615 Analyte	Result	Spiked	Units	Recovery	Qual	Limits
Biochemical Oxygen Demand	216.0	198.0	mg/L	109%		84.6-115.4

Type:	**Sample Duplicate**	**Lab ID:**	**QC925622**	**Batch:**	**267414**
Matrix (Source ID):	**Water (445526-005)**	**Method:**	**SM 4500-H+ B**		

QC925622 Analyte	Result	Source Sample Result	Units	Qual	RPD	RPD Lim	DF
pH	7.360	7.380	SU		0	20	1
Temperature	22.30	22.50	deg C		1	20	1

Type:	**Blank**	**Lab ID:**	**QC925631**	**Batch:**	**267417**
Matrix:	**Water**	**Method:**	**SM 4500-CL-G**		

QC925631 Analyte	Result	Qual	Units	RL	MDL	Prepared	Analyzed
Chlorine, Total Residual	ND		mg/L	0.10	0.042	05/19/21 17:36	05/19/21 17:36

ENTHALPY ANALYTICAL

Batch QC

Type: Lab Control Sample	**Lab ID:** QC925632	**Batch:** 267417
Matrix: Water	**Method:** SM 4500-CL-G	

QC925632 Analyte	Result	Spiked	Units	Recovery	Qual	Limits
Chlorine, Total Residual	1.103	1.000	mg/L	110%		80-120

Type: Sample Duplicate	**Lab ID:** QC925633	**Batch:** 267417
Matrix (Source ID): Water (445526-005)	**Method:** SM 4500-CL-G	

QC925633 Analyte	Result	Source Sample Result	Units	Qual	RPD	RPD Lim	DF
Chlorine, Total Residual	ND	ND	mg/L			20	1

Type: Blank	**Lab ID:** QC925693	**Batch:** 267438
Matrix: Water	**Method:** EPA 1664A	**Prep Method:** METHOD

QC925693 Analyte	Result	Qual	Units	RL	MDL	Prepared	Analyzed
Total Oil and Grease	ND		mg/L	5.0	1.4	05/19/21	05/19/21

Type: Lab Control Sample	**Lab ID:** QC925694	**Batch:** 267438
Matrix: Water	**Method:** EPA 1664A	**Prep Method:** METHOD

QC925694 Analyte	Result	Spiked	Units	Recovery	Qual	Limits
Total Oil and Grease	34.80	40.00	mg/L	87%		78-114

Type: Lab Control Sample Duplicate	**Lab ID:** QC925695	**Batch:** 267438
Matrix: Water	**Method:** EPA 1664A	**Prep Method:** METHOD

QC925695 Analyte	Result	Spiked	Units	Recovery	Qual	Limits	RPD	RPD Lim
Total Oil and Grease	34.10	40.00	mg/L	85%		78-114	2	18

Type: Blank	**Lab ID:** QC925947	**Batch:** 267515
Matrix: Water	**Method:** SM 5310B	

QC925947 Analyte	Result	Qual	Units	RL	MDL	Prepared	Analyzed
Total Organic Carbon	ND		mg/L	1.0	0.18	05/20/21	05/20/21

Type: Lab Control Sample	**Lab ID:** QC925948	**Batch:** 267515
Matrix: Water	**Method:** SM 5310B	

QC925948 Analyte	Result	Spiked	Units	Recovery	Qual	Limits
Total Organic Carbon	9.802	10.00	mg/L	98%		80-120

ENTHALPY ANALYTICAL

Batch QC

Type: Matrix Spike | **Lab ID:** QC925949 | **Batch:** 267515
Matrix (Source ID): Water (445599-002) | **Method:** SM 5310B

QC925949 Analyte	Result	Source Sample Result	Spiked	Units	Recovery	Qual	Limits	DF
Total Organic Carbon	41.96	ND	40.00	mg/L	105%		80-120	4

Type: Matrix Spike Duplicate | **Lab ID:** QC925950 | **Batch:** 267515
Matrix (Source ID): Water (445599-002) | **Method:** SM 5310B

QC925950 Analyte	Result	Source Sample Result	Spiked	Units	Recovery	Qual	Limits	RPD	RPD Lim	DF
Total Organic Carbon	43.40	ND	40.00	mg/L	109%		80-120	3	20	4

Type: Blank | **Lab ID:** QC925956 | **Batch:** 267518
Matrix: Water | **Method:** SM5540C

QC925956 Analyte	Result	Qual	Units	RL	MDL	Prepared	Analyzed
Surfactants (MBAS)	ND		mg/L	0.040	0.027	05/20/21 10:00	05/20/21 12:54

Type: Lab Control Sample | **Lab ID:** QC925957 | **Batch:** 267518
Matrix: Water | **Method:** SM5540C

QC925957 Analyte	Result	Spiked	Units	Recovery	Qual	Limits
Surfactants (MBAS)	1.008	1.000	mg/L	101%		90-110

Type: Matrix Spike | **Lab ID:** QC925958 | **Batch:** 267518
Matrix (Source ID): Water (445599-002) | **Method:** SM5540C

QC925958 Analyte	Result	Source Sample Result	Spiked	Units	Recovery	Qual	Limits	DF
Surfactants (MBAS)	1.005	0.04040	1.000	mg/L	96%		80-120	1

Type: Matrix Spike Duplicate | **Lab ID:** QC925959 | **Batch:** 267518
Matrix (Source ID): Water (445599-002) | **Method:** SM5540C

QC925959 Analyte	Result	Source Sample Result	Spiked	Units	Recovery	Qual	Limits	RPD	RPD Lim	DF
Surfactants (MBAS)	1.006	0.04040	1.000	mg/L	97%		80-120	0	20	1

ENTHALPY ANALYTICAL

Batch QC

Type: Blank	Lab ID: QC926049	Batch: 267547
Matrix: Water	Method: SM2540D	Prep Method: METHOD

QC926049 Analyte	Result	Qual	Units	RL	MDL	Prepared	Analyzed
Total Suspended Solids	ND		mg/L	0.5		05/20/21	05/20/21

Type: Sample Duplicate	Lab ID: QC926050	Batch: 267547
Matrix (Source ID): Water (445455-001)	Method: SM2540D	Prep Method: METHOD

QC926050 Analyte	Result	Source Sample Result	Units	Qual	RPD	RPD Lim	DF
Total Suspended Solids	780.0	788.0	mg/L		1	5	40

Type: Blank	Lab ID: QC926069	Batch: 267557
Matrix: Water	Method: SM2540C	Prep Method: METHOD

QC926069 Analyte	Result	Qual	Units	RL	MDL	Prepared	Analyzed
Total Dissolved Solids	ND		mg/L	10		05/21/21	05/22/21

Type: Lab Control Sample	Lab ID: QC926070	Batch: 267557
Matrix: Water	Method: SM2540C	Prep Method: METHOD

QC926070 Analyte	Result	Spiked	Units	Recovery	Qual	Limits
Total Dissolved Solids	110.0	100.0	mg/L	110%		90-110

Type: Sample Duplicate	Lab ID: QC926071	Batch: 267557
Matrix (Source ID): Water (445526-002)	Method: SM2540C	Prep Method: METHOD

QC926071 Analyte	Result	Source Sample Result	Units	Qual	RPD	RPD Lim	DF
Total Dissolved Solids	4,880	4750	mg/L		3	5	2

Type: Blank	Lab ID: QC926075	Batch: 267559
Matrix: Water	Method: SM 4500-P-B5-E	

QC926075 Analyte	Result	Qual	Units	RL	MDL	Prepared	Analyzed
Phosphorus	ND		mg/L	0.020	0.010	05/21/21	05/21/21

ENTHALPY ANALYTICAL

Batch QC

Type: Lab Control Sample	Lab ID: QC926076	Batch: 267559
Matrix: Water	Method: SM 4500-P-B5-E	

QC926076 Analyte	Result	Spiked	Units	Recovery	Qual	Limits
Phosphorus	0.3950	0.4000	mg/L	99%		80-120

Type: Matrix Spike	Lab ID: QC926077	Batch: 267559
Matrix (Source ID): Water (445345-001)	Method: SM 4500-P-B5-E	

QC926077 Analyte	Result	Source Sample Result	Spiked	Units	Recovery	Qual	Limits	DF
Phosphorus	1.065	0.1090	1.000	mg/L	96%		75-125	2.5

Type: Matrix Spike Duplicate	Lab ID: QC926078	Batch: 267559
Matrix (Source ID): Water (445345-001)	Method: SM 4500-P-B5-E	

QC926078 Analyte	Result	Source Sample Result	Spiked	Units	Recovery	Qual	Limits	RPD	RPD Lim	DF
Phosphorus	1.068	0.1090	1.000	mg/L	96%		75-125	0	20	2.5

Type: Blank	Lab ID: QC926377	Batch: 267667
Matrix: Water	Method: EPA 351.2	Prep Method: METHOD

QC926377 Analyte	Result	Qual	Units	RL	MDL	Prepared	Analyzed
Nitrogen, Total Kjeldahl	ND		mg/L	0.20	0.015	05/25/21	05/25/21

Type: Lab Control Sample	Lab ID: QC926378	Batch: 267667
Matrix: Water	Method: EPA 351.2	Prep Method: METHOD

QC926378 Analyte	Result	Spiked	Units	Recovery	Qual	Limits
Nitrogen, Total Kjeldahl	2.716	2.500	mg/L	109%		90-110

Type: Matrix Spike	Lab ID: QC926379	Batch: 267667
Matrix (Source ID): Water (445526-001)	Method: EPA 351.2	Prep Method: METHOD

QC926379 Analyte	Result	Source Sample Result	Spiked	Units	Recovery	Qual	Limits	DF
Nitrogen, Total Kjeldahl	17.82	5.550	12.50	mg/L	98%		90-110	2.5

ENTHALPY ANALYTICAL

Batch QC

Type: Matrix Spike Duplicate | **Lab ID:** QC926380 | **Batch:** 267667
Matrix (Source ID): Water (445526-001) | **Method:** EPA 351.2 | **Prep Method:** METHOD

QC926380 Analyte	Result	Source Sample Result	Spiked	Units	Recovery	Qual	Limits	RPD	RPD Lim	DF
Nitrogen, Total Kjeldahl	16.44	5.550	12.50	mg/L	87%	*	90-110	8	20	2.5

Type: Blank | **Lab ID:** QC926681 | **Batch:** 267790
Matrix: Water | **Method:** SM 4500-NH3-G

QC926681 Analyte	Result	Qual	Units	RL	MDL	Prepared	Analyzed
Ammonia-N	ND		mg/L	0.10	0.010	05/26/21	05/26/21

Type: Lab Control Sample | **Lab ID:** QC926682 | **Batch:** 267790
Matrix: Water | **Method:** SM 4500-NH3-G

QC926682 Analyte	Result	Spiked	Units	Recovery	Qual	Limits
Ammonia-N	2.401	2.500	mg/L	96%		80-120

Type: Matrix Spike | **Lab ID:** QC926683 | **Batch:** 267790
Matrix (Source ID): Water (445526-005) | **Method:** SM 4500-NH3-G

QC926683 Analyte	Result	Source Sample Result	Spiked	Units	Recovery	Qual	Limits	DF
Ammonia-N	3.968	2.010	2.000	mg/L	98%		80-120	1

Type: Matrix Spike Duplicate | **Lab ID:** QC926684 | **Batch:** 267790
Matrix (Source ID): Water (445526-005) | **Method:** SM 4500-NH3-G

QC926684 Analyte	Result	Source Sample Result	Spiked	Units	Recovery	Qual	Limits	RPD	RPD Lim	DF
Ammonia-N	3.971	2.010	2.000	mg/L	98%		80-120	0	20	1

* Value is outside QC limits
J Estimated value
ND Not Detected
NM Not Meaningful: Sample concentration > 4X spike concentration

Enthalpy Analytical
931 West Barkley Ave
Orange, CA 92868
(714) 771-6900

enthalpy.com

Lab Job Number: 445527
Report Level: II
Report Date: 05/28/2021

Analytical Report *prepared for:*

Kiernan Brtalik
Rincon Consultants - Ventura
180 North Ashwood Ave.
Ventura, CA 93003

Project: MALIBU - Malibu - Quarterly/Semi-Annual

Authorized for release by:

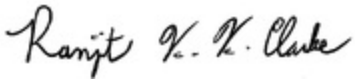

Ranjit K Clarke, Project Manager
(714) 771-9906
Ranjit.Clarke@enthalpy.com

This data package has been reviewed for technical correctness and completeness. Release of this data has been authorized by the Laboratory Manager or the Manager's designee, as verified by the above signature which applies to this PDF file as well as any associated electronic data deliverable files. The results contained in this report meet all requirements of NELAP and pertain only to those samples which were submitted for analysis. This report may be reproduced only in its entirety.

CA ELAP# 1338, NELAP# 4038, SCAQMD LAP# 18LA0518, LACSD ID# 10105, CDC ELITE Member

ENTHALPY ANALYTICAL

Sample Summary

Kiernan Brtalik
Rincon Consultants - Ventura
180 North Ashwood Ave.
Ventura, CA 93003

Lab Job #: 445527
Project No: MALIBU
Location: Malibu - Quarterly/Semi-Annual
Date Received: 05/18/21

Sample ID	Lab ID	Collected	Matrix
N-001	445527-001	05/18/21 11:00	Water
N-002	445527-002	05/18/21 11:10	Water
N-003	445527-003	05/18/21 11:25	Water
N-004	445527-004	05/18/21 10:25	Water
L-001	445527-005	05/18/21 12:20	Water
L-002	445527-006	05/18/21 12:40	Water
L-003	445527-007	05/18/21 12:30	Water
L-004	445527-008	05/18/21 12:05	Water
L-005	445527-009	05/18/21 11:30	Water
L-006	445527-010	05/18/21 11:50	Water

ENTHALPY ANALYTICAL

Case Narrative

Rincon Consultants - Ventura 180 North Ashwood Ave. Ventura, CA 93003 Kiernan Brtalik	Lab Job Number: 445527 Project No: MALIBU Location: Malibu - Quarterly/Semi-Annual Date Received: 05/18/21

This data package contains sample and QC results for ten water samples, requested for the above referenced project on 05/18/21. The samples were received cold and intact.

Ion Chromatography (EPA 300.0 and EPA 300.0):
No analytical problems were encountered.

Total Phosphorus as P (SM 4500-P-B5-E):
No analytical problems were encountered.

Organic Nitrogen, by Calculation (ORGANIC NITROGEN):
No analytical problems were encountered.

Total Coliform / E. coli by Quanti-Tray (SM 9223Bb):
No analytical problems were encountered.

Ammonia and TKN- Semi-Automated Method (SM 4500-NH3-G):
No analytical problems were encountered.

ENTHALPHY ANALYTICAL, INC.		Chain of Custody Record		Turn Around Time (Rush by advanced notice only)					
931 W. Barkley Ave., Orange, CA 92868		Lab No: 445527		Standard:	X	4 Day:		3 Day:	
Phone: (714) 771-6900 Fax: (714) 538-1209		Page: 1 of 1		2 Day:		1 Day:		Same Day:	
Billing: Enthalpy - SoCal		Matrix: A = Air DW = Drinking Water FL = Food Liquid FS = Food Solid L = Liquid PP = Pure Product S = Solid SeaW = Sea Water SW = Swab W = Water WP = Wipe O = Other		Preservatives: 1 = $Na_2S_2O_3$ 2 = HCl 3 = HNO_3 4 = H_2SO_4 5 = NaOH 6 = Other					
c/o Montrose Environmental Group									
1 Park Plaza, Suite 1000, Irvine, CA 92614									

CUSTOMER INFORMATION		PROJECT INFORMATION	
Company:	Rincon Consultants	Name:	Malibu - Quarterly/Semi-Annual
Report To:	Kiernan Brtalik	Number:	
Email:		P.O. #:	
Address:	180 N. Ashwood Ave.	Address:	
	Ventura, CA 93003		
Phone:		Global ID:	
Cell:		Sampled By:	Jaime Gruenden

Sample ID	Sampling Date	Sampling Time	Matrix	Container No. / Size	Pres.	Total /Fecal Coliforms - SM 9223 Quantitray	EPA 300.0: NO2,NO3	TKN; NH3; Phosphorus, Organic Nitrogen	Test Instructions / Comments
N-001	5/18/21	11:00	sea water	4		X	X	X	3.1 / 9.6
N-002	5/18/21	11:10				X	X	X	4.2 / 2.9
N-003	5/18/21	11.25				X	X	X	5.1 / 2.3
N-004	5/18/21	10:25				X	X	X	6.3 / 1.2
L-001	5/18/21	12:20				X	X	X	
L-002	5/18/21	12:40				X	X	X	
L-003	5/18/21	12:30				X	X	X	
L-004	5/18/21	12:05				X	X	X	
L-005	5/18/21	11:30				X	X	X	
L-006	5/18/21	11:50	↓	↓		X	X	X	

	Signature	Print Name	Company / Title	Date / Time
[1] Relinquished By:		Jaime Gruenden	Rincon / Biologist	5/18/21 /
[1] Received By:		David Tran	Enthalpy	5/18/21 / 1:41pm
[2] Relinquished By:		David Tran	Enthalpy	5/18/21 17:05
[2] Received By:		Elizabeth Ramirez	EA	5/18/21 17:05
[3] Relinquished By:				
[3] Received By:				

ENTHALPY ANALYTICAL

SAMPLE ACCEPTANCE CHECKLIST

Section 1

Client: Rincon Consultants

Project: Malibu-Quarterly/Semi-Annual

Date Received: 5/18/2021

Sampler's Name Present: ☑ Yes ☐ No

Section 2

Sample(s) received in a cooler? ☑ Yes, How many? 4 ☐ No (skip section 2)

Sample Temp (°C) (No Cooler): _____

Sample Temp (°C), One from each cooler: #1: 9.6 #2: 4.2 #3: 5.1 #4: 6.3

(Acceptance range is < 6°C but not frozen (for Microbiology samples, acceptance range is < 10°C but not frozen). It is acceptable for samples collected the same day as sample receipt to have a higher temperature as long as there is evidence that cooling has begun.)

Shipping Information: _____

Section 3

Was the cooler packed with: ☑ Ice ☐ Ice Packs ☐ Bubble Wrap ☐ Styrofoam ☐ Paper ☐ None ☐ Other _____

Cooler Temp (°C): #1: 3.1 #2: 2.9 #3: 2.3 #4: 1.2

Section 4	YES	NO	N/A
Was a COC received?	✔		
Are sample IDs present?	✔		
Are sampling dates & times present?	✔		
Is a relinquished signature present?	✔		
Are the tests required clearly indicated on the COC?	✔		
Are custody seals present?		✔	
If custody seals are present, were they intact?			✔
Are all samples sealed in plastic bags? (Recommended for Microbiology samples)	✔		
Did all samples arrive intact? If no, indicate in Section 4 below.	✔		
Did all bottle labels agree with COC? (ID, dates and times)	✔		
Were the samples collected in the correct containers for the required tests?	✔		
Are the containers labeled with the correct preservatives?	✔		
Is there headspace in the VOA vials greater than 5-6 mm in diameter?			✔
Was a sufficient amount of sample submitted for the requested tests?	✔		

Section 5 Explanations/Comments

1 Micro sample from L-002 leaked.

Section 6

For discrepancies, how was the Project Manager notified? ☐ Verbal PM Initials: _____ Date/Time _____

☑ Email (email sent to/on): RKC /5/18/2021

Project Manager's response: Zach

Completed By: _____ Date: 5/18/2021

ENTHALPY ANALYTICAL

Analysis Results for 445527

Kiernan Brtalik
Rincon Consultants - Ventura
180 North Ashwood Ave.
Ventura, CA 93003

Lab Job #: 445527
Project No: MALIBU
Location: Malibu - Quarterly/Semi-Annual
Date Received: 05/18/21

Sample ID: N-001 **Lab ID: 445527-001** **Collected: 05/18/21 11:00**
Matrix: Water

445527-001 Analyte	Result	Qual	Units	RL	MDL	DF	Batch	Prepared	Analyzed	Chemist
Method: EPA 300.0 Prep Method: METHOD										
Nitrogen, Nitrite	ND		mg/L	5.0	0.60	50	267352	05/18/21 21:00	05/19/21 05:34	RKV
Nitrogen, Nitrate	ND		mg/L	0.10	0.05	1	267352	05/18/21 21:00	05/19/21 04:00	RKV
Nitrogen, Nitrate/Nitrite	ND		mg/L	0.10		50	267352	05/18/21 21:00	05/19/21 05:34	RKV
Method: ORGANIC NITROGEN										
Organic Nitrogen as N	**0.045**		mg/L			1	267894	05/27/21	05/27/21	SLL
Method: SM 4500-NH3-G										
Ammonia-N	**0.018**	J	mg/L	0.10	0.010	1	267790	05/26/21	05/26/21	ATP
Nitrogen, Total Kjeldahl	**0.063**	J	mg/L	0.40	0.030	1	267668	05/25/21	05/25/21	ATP
Method: SM 4500-P-B5-E										
Phosphorus	**0.47**		mg/L	0.020	0.010	1	267559	05/21/21	05/21/21	SGC
Method: SM 9223Bb										
Fecal Coliform	<1.0		MPN/100ml	1.0		1	267382	05/18/21 17:40	05/19/21 16:13	CCO
Coliform, Total	**350**		MPN/100ml	1.0		1	267382	05/18/21 17:40	05/19/21 16:13	CCO

Sample ID: N-002 **Lab ID: 445527-002** **Collected: 05/18/21 11:10**
Matrix: Water

445527-002 Analyte	Result	Qual	Units	RL	MDL	DF	Batch	Prepared	Analyzed	Chemist
Method: EPA 300.0 Prep Method: METHOD										
Nitrogen, Nitrite	ND		mg/L	5.0	0.60	50	267352	05/18/21 21:00	05/19/21 05:57	RKV
Nitrogen, Nitrate	ND		mg/L	0.10	0.05	1	267352	05/18/21 21:00	05/19/21 04:24	RKV
Nitrogen, Nitrate/Nitrite	ND		mg/L	0.10		50	267352	05/18/21 21:00	05/19/21 05:57	RKV
Method: ORGANIC NITROGEN										
Organic Nitrogen as N	**0.13**		mg/L			1	267894	05/27/21	05/27/21	SLL
Method: SM 4500-NH3-G										
Ammonia-N	ND		mg/L	0.10	0.010	1	267790	05/26/21	05/26/21	ATP
Nitrogen, Total Kjeldahl	**0.13**	J	mg/L	0.40	0.030	1	267668	05/25/21	05/25/21	ATP
Method: SM 4500-P-B5-E										
Phosphorus	**0.73**		mg/L	0.020	0.010	1	267559	05/21/21	05/21/21	SGC
Method: SM 9223Bb										
Fecal Coliform	<1.0		MPN/100ml	1.0		1	267382	05/18/21 17:40	05/19/21 16:13	CCO
Coliform, Total	**360**		MPN/100ml	1.0		1	267382	05/18/21 17:40	05/19/21 16:13	CCO

Results for any subcontracted analyses are not included in this section.

ENTHALPY ANALYTICAL

Analysis Results for 445527

Sample ID: N-003	Lab ID: 445527-003	Collected: 05/18/21 11:25
	Matrix: Water	

445527-003 Analyte	Result	Qual	Units	RL	MDL	DF	Batch	Prepared	Analyzed	Chemist
Method: EPA 300.0 Prep Method: METHOD										
Nitrogen, Nitrite	ND		mg/L	5.0	0.60	50	267352	05/18/21 21:00	05/19/21 06:21	RKV
Nitrogen, Nitrate	ND		mg/L	0.10	0.05	1	267352	05/18/21 21:00	05/19/21 04:47	RKV
Nitrogen, Nitrate/Nitrite	ND		mg/L	0.10		50	267352	05/18/21 21:00	05/19/21 06:21	RKV
Method: ORGANIC NITROGEN										
Organic Nitrogen as N	**0.020**		mg/L			1	267894	05/27/21	05/27/21	SLL
Method: SM 4500-NH3-G										
Ammonia-N	**0.034**	J	mg/L	0.10	0.010	1	267790	05/26/21	05/26/21	ATP
Nitrogen, Total Kjeldahl	**0.054**	J	mg/L	0.40	0.030	1	267668	05/25/21	05/25/21	ATP
Method: SM 4500-P-B5-E										
Phosphorus	**0.82**		mg/L	0.020	0.010	1	267559	05/21/21	05/21/21	SGC
Method: SM 9223Bb										
Fecal Coliform	<1.0		MPN/100ml	1.0		1	267382	05/18/21 17:40	05/19/21 16:13	CCO
Coliform, Total	**1,400**		MPN/100ml	1.0		1	267382	05/18/21 17:40	05/19/21 16:13	CCO

Sample ID: N-004	Lab ID: 445527-004	Collected: 05/18/21 10:25
	Matrix: Water	

445527-004 Analyte	Result	Qual	Units	RL	MDL	DF	Batch	Prepared	Analyzed	Chemist
Method: EPA 300.0 Prep Method: METHOD										
Nitrogen, Nitrite	ND		mg/L	5.0	0.60	50	267352	05/18/21 21:00	05/19/21 09:52	RKV
Nitrogen, Nitrate	ND		mg/L	0.10	0.05	1	267352	05/18/21 21:00	05/19/21 05:11	RKV
Nitrogen, Nitrate/Nitrite	ND		mg/L	0.10		50	267352	05/18/21 21:00	05/19/21 09:52	RKV
Method: ORGANIC NITROGEN										
Organic Nitrogen as N	ND		mg/L			1	267894	05/27/21	05/27/21	SLL
Method: SM 4500-NH3-G										
Ammonia-N	ND		mg/L	0.10	0.010	1	267790	05/26/21	05/26/21	ATP
Nitrogen, Total Kjeldahl	ND		mg/L	0.40	0.030	1	267668	05/25/21	05/25/21	ATP
Method: SM 4500-P-B5-E										
Phosphorus	**0.63**		mg/L	0.020	0.010	1	267559	05/21/21	05/21/21	SGC
Method: SM 9223Bb										
Fecal Coliform	**1.0**		MPN/100ml	1.0		1	267382	05/18/21 17:40	05/19/21 16:13	CCO
Coliform, Total	**2,400**		MPN/100ml	1.0		1	267382	05/18/21 17:40	05/19/21 16:13	CCO

Results for any subcontracted analyses are not included in this section.

ENTHALPY ANALYTICAL

Analysis Results for 445527

Sample ID: L-001 **Lab ID: 445527-005** **Collected: 05/18/21 12:20**
Matrix: Water

445527-005 Analyte	Result	Qual	Units	RL	MDL	DF	Batch	Prepared	Analyzed	Chemist
Method: EPA 300.0 Prep Method: METHOD										
Nitrogen, Nitrite	ND		mg/L	5.0	0.60	50	267352	05/18/21 21:00	05/19/21 10:15	RKV
Nitrogen, Nitrate	**0.25**		mg/L	0.10	0.05	1	267352	05/18/21 21:00	05/19/21 07:31	RKV
Nitrogen, Nitrate/Nitrite	**0.25**		mg/L	0.10		50	267352	05/18/21 21:00	05/19/21 10:15	RKV
Method: ORGANIC NITROGEN										
Organic Nitrogen as N	**0.26**		mg/L			1	267894	05/27/21	05/27/21	SLL
Method: SM 4500-NH3-G										
Ammonia-N	**0.038**	J	mg/L	0.10	0.010	1	267790	05/26/21	05/26/21	ATP
Nitrogen, Total Kjeldahl	**0.30**	J	mg/L	0.40	0.030	1	267668	05/25/21	05/25/21	ATP
Method: SM 4500-P-B5-E										
Phosphorus	**0.26**		mg/L	0.020	0.010	1	267559	05/21/21	05/21/21	SGC
Method: SM 9223Bb										
Fecal Coliform	**280**		MPN/100ml	1.0		1	267382	05/18/21 17:40	05/19/21 16:13	CCO
Coliform, Total	**>2,400**		MPN/100ml	1.0		1	267382	05/18/21 17:40	05/19/21 16:13	CCO

Sample ID: L-002 **Lab ID: 445527-006** **Collected: 05/18/21 12:40**
Matrix: Water

445527-006 Analyte	Result	Qual	Units	RL	MDL	DF	Batch	Prepared	Analyzed	Chemist
Method: EPA 300.0 Prep Method: METHOD										
Nitrogen, Nitrite	ND		mg/L	5.0	0.60	50	267352	05/18/21 21:00	05/19/21 10:39	RKV
Nitrogen, Nitrate	**0.40**		mg/L	0.10	0.05	1	267352	05/18/21 21:00	05/19/21 07:55	RKV
Nitrogen, Nitrate/Nitrite	**0.40**		mg/L	0.10		50	267352	05/18/21 21:00	05/19/21 10:39	RKV
Method: ORGANIC NITROGEN										
Organic Nitrogen as N	**0.36**		mg/L			1	267894	05/27/21	05/27/21	SLL
Method: SM 4500-NH3-G										
Ammonia-N	**0.040**	J	mg/L	0.10	0.010	1	267790	05/26/21	05/26/21	ATP
Nitrogen, Total Kjeldahl	**0.40**		mg/L	0.40	0.030	1	267668	05/25/21	05/25/21	ATP
Method: SM 4500-P-B5-E										
Phosphorus	**0.28**		mg/L	0.020	0.010	1	267559	05/21/21	05/21/21	SGC
Method: SM 9223Bb										
Fecal Coliform	**32**		MPN/100ml	2.0		2	267382	05/18/21 17:40	05/19/21 16:13	CCO
Coliform, Total	**>4,800**		MPN/100ml	2.0		2	267382	05/18/21 17:40	05/19/21 16:13	CCO

Results for any subcontracted analyses are not included in this section.

ENTHALPY ANALYTICAL

Analysis Results for 445527

Sample ID: L-003	Lab ID: 445527-007	Collected: 05/18/21 12:30
	Matrix: Water	

445527-007 Analyte	Result	Qual	Units	RL	MDL	DF	Batch	Prepared	Analyzed	Chemist
Method: EPA 300.0 Prep Method: METHOD										
Nitrogen, Nitrite	ND		mg/L	5.0	0.60	50	267352	05/18/21 21:00	05/19/21 11:02	RKV
Nitrogen, Nitrate	ND		mg/L	0.10	0.05	1	267352	05/18/21 21:00	05/19/21 08:18	RKV
Nitrogen, Nitrate/Nitrite	ND		mg/L	0.10		50	267352	05/18/21 21:00	05/19/21 11:02	RKV
Method: ORGANIC NITROGEN										
Organic Nitrogen as N	**0.88**		mg/L			1	267894	05/27/21	05/27/21	SLL
Method: SM 4500-NH3-G										
Ammonia-N	**0.033**	J	mg/L	0.10	0.010	1	267790	05/26/21	05/26/21	ATP
Nitrogen, Total Kjeldahl	**0.91**		mg/L	0.40	0.030	1	267668	05/25/21	05/25/21	ATP
Method: SM 4500-P-B5-E										
Phosphorus	**0.19**		mg/L	0.020	0.010	1	267559	05/21/21	05/21/21	SGC
Method: SM 9223Bb										
Fecal Coliform	**9.7**		MPN/100ml	1.0		1	267382	05/18/21 17:40	05/19/21 16:13	CCO
Coliform, Total	**>2,400**		MPN/100ml	1.0		1	267382	05/18/21 17:40	05/19/21 16:13	CCO

Sample ID: L-004	Lab ID: 445527-008	Collected: 05/18/21 12:05
	Matrix: Water	

445527-008 Analyte	Result	Qual	Units	RL	MDL	DF	Batch	Prepared	Analyzed	Chemist
Method: EPA 300.0 Prep Method: METHOD										
Nitrogen, Nitrite	ND		mg/L	5.0	0.60	50	267352	05/18/21 21:00	05/19/21 12:13	RKV
Nitrogen, Nitrate	ND		mg/L	0.10	0.05	1	267352	05/18/21 21:00	05/19/21 08:42	RKV
Nitrogen, Nitrate/Nitrite	ND		mg/L	0.10		50	267352	05/18/21 21:00	05/19/21 12:13	RKV
Method: ORGANIC NITROGEN										
Organic Nitrogen as N	**0.60**		mg/L			1	267894	05/27/21	05/27/21	SLL
Method: SM 4500-NH3-G										
Ammonia-N	ND		mg/L	0.10	0.010	1	267790	05/26/21	05/26/21	ATP
Nitrogen, Total Kjeldahl	**0.60**		mg/L	0.40	0.030	1	267668	05/25/21	05/25/21	ATP
Method: SM 4500-P-B5-E										
Phosphorus	**0.057**		mg/L	0.020	0.010	1	267559	05/21/21	05/21/21	SGC
Method: SM 9223Bb										
Fecal Coliform	**5.2**		MPN/100ml	1.0		1	267382	05/18/21 17:40	05/19/21 16:13	CCO
Coliform, Total	**870**		MPN/100ml	1.0		1	267382	05/18/21 17:40	05/19/21 16:13	CCO

Results for any subcontracted analyses are not included in this section.

ENTHALPY ANALYTICAL

Analysis Results for 445527

Sample ID: L-005	Lab ID: 445527-009	Collected: 05/18/21 11:30
	Matrix: Water	

445527-009 Analyte	Result	Qual	Units	RL	MDL	DF	Batch	Prepared	Analyzed	Chemist
Method: EPA 300.0 Prep Method: METHOD										
Nitrogen, Nitrite	ND		mg/L	5.0	0.60	50	267352	05/18/21 21:00	05/19/21 12:36	RKV
Nitrogen, Nitrate	ND		mg/L	0.10	0.05	1	267352	05/18/21 21:00	05/19/21 09:05	RKV
Nitrogen, Nitrate/Nitrite	ND		mg/L	0.10		50	267352	05/18/21 21:00	05/19/21 12:36	RKV
Method: ORGANIC NITROGEN										
Organic Nitrogen as N	**0.45**		mg/L			1	267894	05/27/21	05/27/21	SLL
Method: SM 4500-NH3-G										
Ammonia-N	ND		mg/L	0.10	0.010	1	267790	05/26/21	05/26/21	ATP
Nitrogen, Total Kjeldahl	**0.45**		mg/L	0.40	0.030	1	267668	05/25/21	05/25/21	ATP
Method: SM 4500-P-B5-E										
Phosphorus	**0.33**		mg/L	0.020	0.010	1	267559	05/21/21	05/21/21	SGC
Method: SM 9223Bb										
Fecal Coliform	**110**		MPN/100ml	1.0		1	267382	05/18/21 17:40	05/19/21 16:13	CCO
Coliform, Total	**>2,400**		MPN/100ml	1.0		1	267382	05/18/21 17:40	05/19/21 16:13	CCO

Sample ID: L-006	Lab ID: 445527-010	Collected: 05/18/21 11:50
	Matrix: Water	

445527-010 Analyte	Result	Qual	Units	RL	MDL	DF	Batch	Prepared	Analyzed	Chemist
Method: EPA 300.0 Prep Method: METHOD										
Nitrogen, Nitrite	ND		mg/L	5.0	0.60	50	267352	05/18/21 21:00	05/19/21 12:59	RKV
Nitrogen, Nitrate	ND		mg/L	0.10	0.05	1	267352	05/18/21 21:00	05/19/21 09:28	RKV
Nitrogen, Nitrate/Nitrite	ND		mg/L	0.10		50	267352	05/18/21 21:00	05/19/21 12:59	RKV
Method: ORGANIC NITROGEN										
Organic Nitrogen as N	**0.96**		mg/L			1	267894	05/27/21	05/27/21	SLL
Method: SM 4500-NH3-G										
Ammonia-N	**0.024**	J	mg/L	0.10	0.010	1	267790	05/26/21	05/26/21	ATP
Nitrogen, Total Kjeldahl	**0.98**		mg/L	0.40	0.030	1	267668	05/25/21	05/25/21	ATP
Method: SM 4500-P-B5-E										
Phosphorus	**0.34**		mg/L	0.020	0.010	1	267559	05/21/21	05/21/21	SGC
Method: SM 9223Bb										
Fecal Coliform	**13**		MPN/100ml	1.0		1	267382	05/18/21 17:40	05/19/21 16:13	CCO
Coliform, Total	**1,100**		MPN/100ml	1.0		1	267382	05/18/21 17:40	05/19/21 16:13	CCO

< Value is less than indicated concentration
> Value exceeds indicated concentration
J Estimated value
ND Not Detected

Results for any subcontracted analyses are not included in this section.

ENTHALPY ANALYTICAL

Batch QC

Type: Blank	**Lab ID:** QC925506	**Batch:** 267352
Matrix: Drinking Water	**Method:** EPA 300.0	**Prep Method:** METHOD

QC925506 Analyte	Result	Qual	Units	RL	MDL	Prepared	Analyzed
Nitrogen, Nitrite	ND		mg/L	0.10	0.01	05/18/21 21:00	05/18/21 21:45
Nitrogen, Nitrate	ND		mg/L	0.10	0.05	05/18/21 21:00	05/18/21 21:45
Nitrogen, Nitrate/Nitrite	ND		mg/L	0.10		05/18/21 21:00	05/18/21 21:45

Type: Lab Control Sample	**Lab ID:** QC925507	**Batch:** 267352
Matrix: Drinking Water	**Method:** EPA 300.0	**Prep Method:** METHOD

QC925507 Analyte	Result	Spiked	Units	Recovery	Qual	Limits
Nitrogen, Nitrite	8.407	9.134	mg/L	92%		90-110
Nitrogen, Nitrate	8.228	9.036	mg/L	91%		90-110

Type: Matrix Spike	**Lab ID:** QC925510	**Batch:** 267352
Matrix (Source ID): Water (445526-001)	**Method:** EPA 300.0	**Prep Method:** METHOD

QC925510 Analyte	Result	Source Sample Result	Spiked	Units	Recovery	Qual	Limits	DF
Nitrogen, Nitrite	8.165	ND	9.134	mg/L	89%		80-120	1
Nitrogen, Nitrate	9.021	0.4240	9.036	mg/L	95%		80-120	1

Type: Matrix Spike Duplicate	**Lab ID:** QC925511	**Batch:** 267352
Matrix (Source ID): Water (445526-001)	**Method:** EPA 300.0	**Prep Method:** METHOD

QC925511 Analyte	Result	Source Sample Result	Spiked	Units	Recovery	Qual	Limits	RPD	RPD Lim	DF
Nitrogen, Nitrite	8.155	ND	9.134	mg/L	89%		80-120	0	20	1
Nitrogen, Nitrate	8.956	0.4240	9.036	mg/L	94%		80-120	1	20	1

Type: Blank	**Lab ID:** QC926075	**Batch:** 267559
Matrix: Water	**Method:** SM 4500-P-B5-E	

QC926075 Analyte	Result	Qual	Units	RL	MDL	Prepared	Analyzed
Phosphorus	ND		mg/L	0.020	0.010	05/21/21	05/21/21

Type: Lab Control Sample	**Lab ID:** QC926076	**Batch:** 267559
Matrix: Water	**Method:** SM 4500-P-B5-E	

QC926076 Analyte	Result	Spiked	Units	Recovery	Qual	Limits
Phosphorus	0.3950	0.4000	mg/L	99%		80-120

ENTHALPY ANALYTICAL

Batch QC

Type: Matrix Spike **Lab ID:** QC926077 **Batch:** 267559
Matrix (Source ID): Water (445345-001) **Method:** SM 4500-P-B5-E

QC926077 Analyte	Result	Source Sample Result	Spiked	Units	Recovery	Qual	Limits	DF
Phosphorus	1.065	0.1090	1.000	mg/L	96%		75-125	2.5

Type: Matrix Spike Duplicate **Lab ID:** QC926078 **Batch:** 267559
Matrix (Source ID): Water (445345-001) **Method:** SM 4500-P-B5-E

QC926078 Analyte	Result	Source Sample Result	Spiked	Units	Recovery	Qual	Limits	RPD	RPD Lim	DF
Phosphorus	1.068	0.1090	1.000	mg/L	96%		75-125	0	20	2.5

Type: Blank **Lab ID:** QC926381 **Batch:** 267668
Matrix: Water **Method:** SM 4500-NH3-G

QC926381 Analyte	Result	Qual	Units	RL	MDL	Prepared	Analyzed
Nitrogen, Total Kjeldahl	ND		mg/L	0.20	0.015	05/25/21	05/25/21

Type: Lab Control Sample **Lab ID:** QC926382 **Batch:** 267668
Matrix: Water **Method:** SM 4500-NH3-G

QC926382 Analyte	Result	Spiked	Units	Recovery	Qual	Limits
Nitrogen, Total Kjeldahl	2.632	2.500	mg/L	105%		80-120

Type: Matrix Spike **Lab ID:** QC926383 **Batch:** 267668
Matrix (Source ID): Water (445527-001) **Method:** SM 4500-NH3-G

QC926383 Analyte	Result	Source Sample Result	Spiked	Units	Recovery	Qual	Limits	DF
Nitrogen, Total Kjeldahl	14.20	0.06340	12.50	mg/L	113%		80-120	2.5

Type: Matrix Spike Duplicate **Lab ID:** QC926384 **Batch:** 267668
Matrix (Source ID): Water (445527-001) **Method:** SM 4500-NH3-G

QC926384 Analyte	Result	Source Sample Result	Spiked	Units	Recovery	Qual	Limits	RPD	RPD Lim	DF
Nitrogen, Total Kjeldahl	14.27	0.06340	12.50	mg/L	114%		80-120	0	20	2.5

ENTHALPY ANALYTICAL

Batch QC

Type: Blank	**Lab ID:** QC926681	**Batch:** 267790
Matrix: Water	**Method:** SM 4500-NH3-G	

QC926681 Analyte	Result	Qual	Units	RL	MDL	Prepared	Analyzed
Ammonia-N	ND		mg/L	0.10	0.010	05/26/21	05/26/21

Type: Lab Control Sample	**Lab ID:** QC926682	**Batch:** 267790
Matrix: Water	**Method:** SM 4500-NH3-G	

QC926682 Analyte	Result	Spiked	Units	Recovery	Qual	Limits
Ammonia-N	2.401	2.500	mg/L	96%		80-120

Type: Matrix Spike	**Lab ID:** QC926683	**Batch:** 267790
Matrix (Source ID): Water (445526-005)	**Method:** SM 4500-NH3-G	

QC926683 Analyte	Result	Source Sample Result	Spiked	Units	Recovery	Qual	Limits	DF
Ammonia-N	3.968	2.010	2.000	mg/L	98%		80-120	1

Type: Matrix Spike Duplicate	**Lab ID:** QC926684	**Batch:** 267790
Matrix (Source ID): Water (445526-005)	**Method:** SM 4500-NH3-G	

QC926684 Analyte	Result	Source Sample Result	Spiked	Units	Recovery	Qual	Limits	RPD	RPD Lim	DF
Ammonia-N	3.971	2.010	2.000	mg/L	98%		80-120	0	20	1

ND Not Detected

Enthalpy Analytical
931 West Barkley Ave
Orange, CA 92868
(714) 771-6900

enthalpy.com

Lab Job Number: 445599
Report Level: II
Report Date: 05/28/2021

Analytical Report *prepared for:*

Kiernan Brtalik
Rincon Consultants - Ventura
180 North Ashwood Ave.
Ventura, CA 93003

Project: MALIBU - Malibu - Quarterly/Semi-Annual

Authorized for release by:

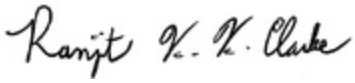

Ranjit K Clarke, Project Manager
(714) 771-9906
Ranjit.Clarke@enthalpy.com

This data package has been reviewed for technical correctness and completeness. Release of this data has been authorized by the Laboratory Manager or the Manager's designee, as verified by the above signature which applies to this PDF file as well as any associated electronic data deliverable files. The results contained in this report meet all requirements of NELAP and pertain only to those samples which were submitted for analysis. This report may be reproduced only in its entirety.

CA ELAP# 1338, NELAP# 4038, SCAQMD LAP# 18LA0518, LACSD ID# 10105, CDC ELITE Member

ENTHALPY ANALYTICAL

Sample Summary

Kiernan Brtalik
Rincon Consultants - Ventura
180 North Ashwood Ave.
Ventura, CA 93003

Lab Job #:	445599
Project No:	MALIBU
Location:	Malibu - Quarterly/Semi-Annual
Date Received:	05/19/21

Sample ID	Lab ID	Collected	Matrix
SMBRP-9	445599-001	05/19/21 09:45	Water
MCWP-MW04D	445599-002	05/19/21 12:30	Water

ENTHALPY ANALYTICAL

Case Narrative

Rincon Consultants - Ventura 180 North Ashwood Ave. Ventura, CA 93003 Kiernan Brtalik	Lab Job Number: 445599 Project No: MALIBU Location: Malibu - Quarterly/Semi-Annual Date Received: 05/19/21

This data package contains sample and QC results for two water samples, requested for the above referenced project on 05/19/21. The samples were received cold and intact.

Metals (EPA 200.7):
No analytical problems were encountered.

Ion Chromatography (EPA 300.0):
Chloride was detected between the MDL and the RL in the method blank for batch 267426; this analyte was detected in samples at a level at least 10 times that of the blank. No other analytical problems were encountered.

Total Carbon by High-Temperature Combust (SM 5310B):
No analytical problems were encountered.

Total Phosphorus as P (SM 4500-P-B5-E):
No analytical problems were encountered.

Total Oil & Grease (HEM) (EPA 1664A):
Matrix spikes were not performed for this analysis due to insufficient sample volume. No analytical problems were encountered.

Total Nitrogen, by Calculation (TOTAL NITROGEN):
No analytical problems were encountered.

Organic Nitrogen, by Calculation (ORGANIC NITROGEN):
No analytical problems were encountered.

Total Dissolved Solids (TDS) (SM2540C):
No analytical problems were encountered.

Total Suspended Solids (TSS) (SM2540D):
No analytical problems were encountered.

Free Chlorine (SM 4500-CL-G):
No analytical problems were encountered.

pH of Aqueous Samples (SM 4500-H+ B):
No analytical problems were encountered.

Soluble Biochemical Oxygen Demand (SM5210B):
No analytical problems were encountered.

Odor (SM 2150B):
No analytical problems were encountered.

Turbidity (SM2130B):
No analytical problems were encountered.

Color by Visual Comparison (SM2120B):
No analytical problems were encountered.

Surfactants (MBAS) (SM5540C):
MBAS are calculated and reported as Linear Anionic Surfactants with a molecular weight of 348 g/mol. No analytical problems were encountered.

Total Coliform / E. coli by Quanti-Tray (SM 9223Bb):
No analytical problems were encountered.

Ammonia and TKN- Semi-Automated Method (SM 4500-NH3-G):
Low recovery was observed for nitrogen, total kjeldahl in the MSD of SMBRP-12 (lab # 445526-001); the LCS was within limits, and the associated RPD was within limits. No other analytical problems were encountered.

ENTHALPY ANALYTICAL, INC.		Chain of Custody Record				Turn Around Time (Rush by advanced notice only)					
931 W. Barkley Ave., Orange, CA 92868		Lab No: 445599				Standard:	X	4 Day:		3 Day:	
Phone: (714) 771-6900 Fax: (714) 538-1209		Page: 1 of 1				2 Day:		1 Day:		Same Day:	
Billing: Enthalpy - SoCal		Matrix: A = Air DW = Drinking Water				Preservatives: 1 = $Na_2S_2O_3$ 2 = HCl 3 = HNO_3					
c/o Montrose Environmental Group		FL = Food Liquid FS = Food Solid L = Liquid				4 = H_2SO_4 5 = NaOH 6 = Other					
1 Park Plaza, Suite 1000, Irvine, CA 92614		PP = Pure Product S = Solid SeaW = Sea Water									
		SW = Swab W = Water WP = Wipe O = Other									

CUSTOMER INFORMATION		PROJECT INFORMATION	
Company:	Rincon Consultants	Name:	Malibu - Quarterly/Semi-Annual
Report To:	Kiernan Brtalik	Number:	
Email:		P.O. #:	20-09665
Address:	180 N. Ashwood Ave.	Address:	
	Ventura, CA 93003		
Phone:		Global ID:	
Cell:		Sampled By:	

Sample ID	Sampling Date	Sampling Time	Matrix	Container No. / Size	Pres.	Total /Fecal Coliforms - SM 9223 Quantitray	EPA 200.7 (B)	EPA 300.0: Cl,NO2,NO3,SO4	TKN; NH3; Phosphorus	SM 5310C TOC; BOD; TSS; TDS	pH; Residual Cl; MBAS; Turbidity; Color; Odor	EPA 1664A Oil & Grease	Organic Nitrogen, Total Nitrogen			Test Instructions / Comments
SMBRP-9	5/19/21	0945	W	10		X	X	X	X	X	X	X	X			2.9 / 13.0
~~SMBRP-12~~						~~X~~	~~X~~	~~X~~	~~X~~	~~X~~	~~X~~	~~X~~	~~X~~			MC
~~MCWP-MW04S~~						~~X~~	~~X~~	~~X~~	~~X~~	~~X~~	~~X~~	~~X~~	~~X~~			MC
MCWP-MW04D	5/19/21	1230	W	10		X	X	X	X	X	X	X	X			
~~MCWP-MW07S~~						~~X~~	~~X~~	~~X~~	~~X~~	~~X~~	~~X~~	~~X~~	~~X~~			MC
~~MCWP-MW07D~~						~~X~~	~~X~~	~~X~~	~~X~~	~~X~~	~~X~~	~~X~~	~~X~~			MC
~~MCWP-MW09~~						~~X~~	~~X~~	~~X~~	~~X~~	~~X~~	~~X~~	~~X~~	~~X~~			MC

	Signature	Print Name	Company / Title	Date / Time
[1] Relinquished By:		MICHELLE CARTER	RINCON CONSULTANTS	5/19/21 / 1331
[1] Received By:		David Tran	Enthalpy	5/19/21 / 13:36
[2] Relinquished By:		DAVID TRAN	ENTHALPY	5/19/21 16:05
[2] Received By:		FPDIWA	EA	5/19/21 1605
[3] Relinquished By:				

ENTHALPY ANALYTICAL

SAMPLE ACCEPTANCE CHECKLIST

Section 1

Client: RINCON CONSULTANTS Project: MALIBU - QUARTERLY/SEMI-ANNUAL

Date Received: 5/19/21 Sampler's Name Present: ☐ Yes ☑ No

Section 2

Sample(s) received in a cooler? ☑ Yes, How many? 1 ☐ No (skip section 2) Sample Temp (°C) (No Cooler): _____

Sample Temp (°C), One from each cooler: #1: 13.0 #2: _____ #3: _____ #4: _____

(Acceptance range is < 6°C but not frozen (for Microbiology samples, acceptance range is < 10°C but not frozen). It is acceptable for samples collected the same day as sample receipt to have a higher temperature as long as there is evidence that cooling has begun.)

Shipping Information: _____

Section 3

Was the cooler packed with: ☑ Ice ☐ Ice Packs ☐ Bubble Wrap ☐ Styrofoam ☐ Paper ☐ None ☐ Other _____

Cooler Temp (°C): #1: 2.9 #2: _____ #3: _____ #4: _____

Section 4	YES	NO	N/A
Was a COC received?	✓		
Are sample IDs present?	✓		
Are sampling dates & times present?	✓		
Is a relinquished signature present?	✓		
Are the tests required clearly indicated on the COC?	✓		
Are custody seals present?		✓	
If custody seals are present, were they intact?			✓
Are all samples sealed in plastic bags? (Recommended for Microbiology samples)	✓		
Did all samples arrive intact? If no, indicate in Section 4 below.	✓		
Did all bottle labels agree with COC? (ID, dates and times)	✓		
Were the samples collected in the correct containers for the required tests?	✓		
Are the containers labeled with the correct preservatives?	✓		
Is there headspace in the VOA vials greater than 5-6 mm in diameter?			✓
Was a sufficient amount of sample submitted for the requested tests?	✓		

Section 5 Explanations/Comments

_____

_____

_____

Section 6

For discrepancies, how was the Project Manager notified? ☐ Verbal PM Initials: _____ Date/Time _____

☐ Email (email sent to/on): _____ / _____

Project Manager's response:

Completed By: _____ Date: 5/19/21

ENTHALPY ANALYTICAL

Analysis Results for 445599

Kiernan Brtalik
Rincon Consultants - Ventura
180 North Ashwood Ave.
Ventura, CA 93003

Lab Job #: 445599
Project No: MALIBU
Location: Malibu - Quarterly/Semi-Annual
Date Received: 05/19/21

Sample ID: SMBRP-9 **Lab ID: 445599-001** **Collected: 05/19/21 09:45**
Matrix: Water

445599-001 Analyte	Result	Qual	Units	RL	MDL	DF	Batch	Prepared	Analyzed	Chemist
Method: EPA 1664A Prep Method: METHOD										
Total Oil and Grease	ND		mg/L	5.6	1.6	1.1	267438	05/19/21	05/19/21	ECC
Method: EPA 200.7 Prep Method: EPA 200.7										
Boron	**0.61**		mg/L	0.050	0.0080	1	267437	05/19/21	05/20/21	SBW
Method: EPA 300.0 Prep Method: METHOD										
Chloride	**120**		mg/L	5.0	0.50	1	267426	05/19/21 16:00	05/20/21 02:17	RKV
Nitrogen, Nitrite	ND		mg/L	0.10	0.01	1	267426	05/19/21 16:00	05/20/21 02:17	RKV
Nitrogen, Nitrate	**3.6**		mg/L	0.10	0.05	1	267426	05/19/21 16:00	05/20/21 02:17	RKV
Sulfate	**160**		mg/L	10	2.5	10	267426	05/19/21 16:00	05/20/21 03:04	RKV
Method: EPA 351.2 Prep Method: METHOD										
Nitrogen, Total Kjeldahl	ND		mg/L	0.40	0.030	1	267667	05/25/21	05/25/21	ATP
Method: ORGANIC NITROGEN										
Organic Nitrogen as N	ND		mg/L			1	267894	05/27/21	05/27/21	SLL
Method: SM 2150B										
Odor	ND		TON	1.0		1	267408	05/19/21 18:30	05/19/21 18:30	SGC
Method: SM 4500-CL-G										
Chlorine, Total Residual	ND	H	mg/L	0.10	0.042	1	267417	05/19/21 17:36	05/19/21 17:36	WWC
Method: SM 4500-H+ B										
pH	**7.05**	H	SU			1	267414	05/19/21 18:00	05/19/21 18:00	SGC
Temperature	**17.20**	H	deg C	1.00		1	267414	05/19/21 18:00	05/19/21 18:00	SGC
Method: SM 4500-NH3-G										
Ammonia-N	ND		mg/L	0.10	0.010	1	267791	05/26/21	05/26/21	ATP
Method: SM 4500-P-B5-E										
Phosphorus	**0.043**		mg/L	0.020	0.010	1	267559	05/21/21	05/21/21	SGC
Method: SM 5310B										

Results for any subcontracted analyses are not included in this section.

ENTHALPY ANALYTICAL

Analysis Results for 445599

445599-001 Analyte	Result	Qual	Units	RL	MDL	DF	Batch	Prepared	Analyzed	Chemist
Total Organic Carbon	**6.3**		mg/L	1.0	0.18	1	267515	05/20/21	05/20/21	ATP
Method: SM 9223Bb										
Fecal Coliform	<1.0		MPN/100ml	1.0		1	267424	05/19/21 16:35	05/20/21 14:30	CCO
Coliform, Total	**1,600**		MPN/100ml	1.0		1	267424	05/19/21 16:35	05/20/21 14:30	CCO
Method: SM2120B										
Color	ND		ColorUnits	5		1	267407	05/19/21 18:30	05/19/21 18:30	SGC
Method: SM2130B										
Turbidity	**21**		NTU	0.10	0.07	1	267406	05/19/21 18:30	05/19/21 18:30	SGC
Method: SM2540C Prep Method: METHOD										
Total Dissolved Solids	**1,200**		mg/L	20		2	267561	05/21/21	05/22/21	WWC
Method: SM2540D Prep Method: METHOD										
Total Suspended Solids	**140**		mg/L	1.4		2.9	267676	05/21/21	05/21/21	ATP
Method: SM5210B Prep Method: METHOD										
Biochemical Oxygen Demand	ND		mg/L	3.0		1	267404	05/19/21 16:24	05/24/21 10:05	MMP
Method: SM5540C										
Surfactants (MBAS)	**0.26**		mg/L	0.040	0.027	1	267518	05/20/21 10:00	05/20/21 12:54	ATP
Method: TOTAL NITROGEN										
Total Nitrogen	**3.6**		mg/L			1	267895	05/27/21	05/27/21	SLL

Results for any subcontracted analyses are not included in this section.

ENTHALPY ANALYTICAL

Analysis Results for 445599

Sample ID: MCWP-MW04D	Lab ID: 445599-002	Collected: 05/19/21 12:30
	Matrix: Water	

445599-002 Analyte	Result	Qual	Units	RL	MDL	DF	Batch	Prepared	Analyzed	Chemist
Method: EPA 1664A Prep Method: METHOD										
Total Oil and Grease	ND		mg/L	5.6	1.6	1.1	267438	05/19/21	05/19/21	ECC
Method: EPA 200.7 Prep Method: EPA 200.7										
Boron	**0.81**		mg/L	0.050	0.0080	1	267437	05/19/21	05/20/21	SBW
Method: EPA 300.0 Prep Method: METHOD										
Chloride	**230**		mg/L	50	5.0	10	267426	05/19/21 16:00	05/20/21 03:27	RKV
Nitrogen, Nitrite	ND		mg/L	0.10	0.01	1	267426	05/19/21 16:00	05/20/21 02:40	RKV
Nitrogen, Nitrate	**1.4**		mg/L	0.10	0.05	1	267426	05/19/21 16:00	05/20/21 02:40	RKV
Sulfate	**570**		mg/L	10	2.5	10	267426	05/19/21 16:00	05/20/21 03:27	RKV
Method: EPA 351.2 Prep Method: METHOD										
Nitrogen, Total Kjeldahl	ND		mg/L	0.40	0.030	1	267667	05/25/21	05/25/21	ATP
Method: ORGANIC NITROGEN										
Organic Nitrogen as N	ND		mg/L			1	267894	05/27/21	05/27/21	SLL
Method: SM 2150B										
Odor	ND		TON	1.0		1	267408	05/19/21 18:30	05/19/21 18:30	SGC
Method: SM 4500-CL-G										
Chlorine, Total Residual	ND	H	mg/L	0.10	0.042	1	267417	05/19/21 17:36	05/19/21 17:36	WWC
Method: SM 4500-H+ B										
pH	**7.06**	H	SU			1	267414	05/19/21 18:00	05/19/21 18:00	SGC
Temperature	**17.60**	H	deg C	1.00		1	267414	05/19/21 18:00	05/19/21 18:00	SGC
Method: SM 4500-NH3-G										
Ammonia-N	ND		mg/L	0.10	0.010	1	267791	05/26/21	05/26/21	ATP
Method: SM 4500-P-B5-E										
Phosphorus	**0.44**		mg/L	0.020	0.010	1	267559	05/21/21	05/21/21	SGC
Method: SM 5310B										
Total Organic Carbon	ND		mg/L	1.0	0.18	1	267515	05/20/21	05/20/21	ATP
Method: SM 9223Bb										
Fecal Coliform	<1.0		MPN/100ml	1.0		1	267424	05/19/21 16:35	05/20/21 14:30	CCO

Results for any subcontracted analyses are not included in this section.

ENTHALPY ANALYTICAL

Analysis Results for 445599

445599-002 Analyte	Result	Qual	Units	RL	MDL	DF	Batch	Prepared	Analyzed	Chemist
Coliform, Total	<1.0		MPN/100ml	1.0		1	267424	05/19/21 16:35	05/20/21 14:30	CCO
Method: SM2120B										
Color	ND		ColorUnits	5		1	267407	05/19/21 18:30	05/19/21 18:30	SGC
Method: SM2130B										
Turbidity	**2.1**		NTU	0.10	0.07	1	267406	05/19/21 18:30	05/19/21 18:30	SGC
Method: SM2540C Prep Method: METHOD										
Total Dissolved Solids	**1,600**		mg/L	20		2	267561	05/21/21	05/22/21	WWC
Method: SM2540D Prep Method: METHOD										
Total Suspended Solids	**0.9**		mg/L	0.5		1.1	267676	05/21/21	05/21/21	ATP
Method: SM5210B Prep Method: METHOD										
Biochemical Oxygen Demand	ND		mg/L	3.0		1	267404	05/19/21 16:26	05/24/21 10:05	MMP
Method: SM5540C										
Surfactants (MBAS)	**0.040**		mg/L	0.040	0.027	1	267518	05/20/21 10:00	05/20/21 12:54	ATP
Method: TOTAL NITROGEN										
Total Nitrogen	**1.4**		mg/L			1	267895	05/27/21	05/27/21	SLL

< Value is less than indicated concentration
H Holding time was exceeded
ND Not Detected

Results for any subcontracted analyses are not included in this section.

ENTHALPY ANALYTICAL

Batch QC

Type: Blank	**Lab ID:** QC925614	**Batch:** 267404
Matrix: Water	**Method:** SM5210B	**Prep Method:** METHOD

QC925614 Analyte	Result	Qual	Units	RL	MDL	Prepared	Analyzed
Biochemical Oxygen Demand	ND		mg/L	3.0		05/19/21 10:05	05/24/21 10:05

Type: Lab Control Sample	**Lab ID:** QC925615	**Batch:** 267404
Matrix: Water	**Method:** SM5210B	**Prep Method:** METHOD

QC925615 Analyte	Result	Spiked	Units	Recovery	Qual	Limits
Biochemical Oxygen Demand	216.0	198.0	mg/L	109%		84.6-115.4

Type: Sample Duplicate	**Lab ID:** QC925616	**Batch:** 267406
Matrix (Source ID): Drinking Water (445568-004)	**Method:** SM2130B	

QC925616 Analyte	Result	Source Sample Result	Units	Qual	RPD	RPD Lim	DF
Turbidity	0.1260	0.1230	NTU		2	20	1

Type: Sample Duplicate	**Lab ID:** QC925617	**Batch:** 267407
Matrix (Source ID): Drinking Water (445568-004)	**Method:** SM2120B	

QC925617 Analyte	Result	Source Sample Result	Units	Qual	RPD	RPD Lim	DF
Color	ND	ND	ColorUnits			20	1

Type: Sample Duplicate	**Lab ID:** QC925618	**Batch:** 267408
Matrix (Source ID): Drinking Water (445568-004)	**Method:** SM 2150B	

QC925618 Analyte	Result	Source Sample Result	Units	Qual	RPD	RPD Lim	DF
Odor	ND	ND	TON			20	1

Type: Sample Duplicate	**Lab ID:** QC925622	**Batch:** 267414
Matrix (Source ID): Water (445526-005)	**Method:** SM 4500-H+ B	

QC925622 Analyte	Result	Source Sample Result	Units	Qual	RPD	RPD Lim	DF
pH	7.360	7.380	SU		0	20	1
Temperature	22.30	22.50	deg C		1	20	1

ENTHALPY ANALYTICAL

Batch QC

Type: Blank	**Lab ID:** QC925631	**Batch:** 267417
Matrix: Water	**Method:** SM 4500-CL-G	

QC925631 Analyte	Result	Qual	Units	RL	MDL	Prepared	Analyzed
Chlorine, Total Residual	ND		mg/L	0.10	0.042	05/19/21 17:36	05/19/21 17:36

Type: Lab Control Sample	**Lab ID:** QC925632	**Batch:** 267417
Matrix: Water	**Method:** SM 4500-CL-G	

QC925632 Analyte	Result	Spiked	Units	Recovery	Qual	Limits
Chlorine, Total Residual	1.103	1.000	mg/L	110%		80-120

Type: Sample Duplicate	**Lab ID:** QC925633	**Batch:** 267417
Matrix (Source ID): Water (445526-005)	**Method:** SM 4500-CL-G	

QC925633 Analyte	Result	Source Sample Result	Units	Qual	RPD	RPD Lim	DF
Chlorine, Total Residual	ND	ND	mg/L			20	1

Type: Blank	**Lab ID:** QC925644	**Batch:** 267426
Matrix: Drinking Water	**Method:** EPA 300.0	**Prep Method:** METHOD

QC925644 Analyte	Result	Qual	Units	RL	MDL	Prepared	Analyzed
Chloride	1.9	J	mg/L	5.0	0.50	05/19/21 16:00	05/19/21 16:31
Nitrogen, Nitrite	ND		mg/L	0.10	0.01	05/19/21 16:00	05/19/21 16:31
Nitrogen, Nitrate	ND		mg/L	0.10	0.05	05/19/21 16:00	05/19/21 16:31
Sulfate	ND		mg/L	1.0	0.25	05/19/21 16:00	05/19/21 16:31

Type: Lab Control Sample	**Lab ID:** QC925645	**Batch:** 267426
Matrix: Drinking Water	**Method:** EPA 300.0	**Prep Method:** METHOD

QC925645 Analyte	Result	Spiked	Units	Recovery	Qual	Limits
Chloride	98.66	100.0	mg/L	99%		90-110
Nitrogen, Nitrite	8.480	9.134	mg/L	93%		90-110
Nitrogen, Nitrate	8.608	9.036	mg/L	95%		90-110
Sulfate	50.76	50.00	mg/L	102%		90-110

ENTHALPY ANALYTICAL

Batch QC

Type:	Matrix Spike	Lab ID:	QC925646	Batch:	267426
Matrix (Source ID):	Drinking Water (445592-001)	Method:	EPA 300.0	Prep Method:	METHOD

QC925646 Analyte	Result	Source Sample Result	Spiked	Units	Recovery	Qual	Limits	DF
Chloride	166.5	69.96	100.0	mg/L	96%		80-120	1
Nitrogen, Nitrite	8.446	ND	9.134	mg/L	92%		80-120	1
Nitrogen, Nitrate	8.851	ND	9.036	mg/L	98%		80-120	1
Sulfate	61.07	11.15	50.00	mg/L	100%		80-120	1

Type:	Matrix Spike Duplicate	Lab ID:	QC925647	Batch:	267426
Matrix (Source ID):	Drinking Water (445592-001)	Method:	EPA 300.0	Prep Method:	METHOD

QC925647 Analyte	Result	Source Sample Result	Spiked	Units	Recovery	Qual	Limits	RPD	RPD Lim	DF
Chloride	167.3	69.96	100.0	mg/L	97%		80-120	0	20	1
Nitrogen, Nitrite	8.463	ND	9.134	mg/L	93%		80-120	0	20	1
Nitrogen, Nitrate	8.967	ND	9.036	mg/L	99%		80-120	1	20	1
Sulfate	61.65	11.15	50.00	mg/L	101%		80-120	1	20	1

Type:	Matrix Spike	Lab ID:	QC925648	Batch:	267426
Matrix (Source ID):	Drinking Water (445586-001)	Method:	EPA 300.0	Prep Method:	METHOD

QC925648 Analyte	Result	Source Sample Result	Spiked	Units	Recovery	Qual	Limits	DF
Chloride	135.6	36.79	100.0	mg/L	99%		80-120	1
Nitrogen, Nitrite	8.625	ND	9.134	mg/L	94%		80-120	1
Nitrogen, Nitrate	22.56	14.57	9.036	mg/L	88%		80-120	10
Sulfate	111.5	59.25	50.00	mg/L	105%		80-120	10

Type:	Matrix Spike Duplicate	Lab ID:	QC925649	Batch:	267426
Matrix (Source ID):	Drinking Water (445586-001)	Method:	EPA 300.0	Prep Method:	METHOD

QC925649 Analyte	Result	Source Sample Result	Spiked	Units	Recovery	Qual	Limits	RPD	RPD Lim	DF
Chloride	136.0	36.79	100.0	mg/L	99%		80-120	0	20	1
Nitrogen, Nitrite	8.658	ND	9.134	mg/L	95%		80-120	0	20	1
Nitrogen, Nitrate	21.94	14.57	9.036	mg/L	82%		80-120	3	20	10
Sulfate	108.3	59.25	50.00	mg/L	98%		80-120	3	20	10

ENTHALPY ANALYTICAL

Batch QC

Type: Blank	Lab ID: QC925687	Batch: 267437
Matrix: Water	Method: EPA 200.7	Prep Method: EPA 200.7

QC925687 Analyte	Result	Qual	Units	RL	MDL	Prepared	Analyzed
Boron	ND		mg/L	0.050	0.0080	05/19/21	05/20/21

Type: Lab Control Sample	Lab ID: QC925688	Batch: 267437
Matrix: Water	Method: EPA 200.7	Prep Method: EPA 200.7

QC925688 Analyte	Result	Spiked	Units	Recovery	Qual	Limits
Boron	0.5149	0.5000	mg/L	103%		85-115

Type: Matrix Spike	Lab ID: QC925689	Batch: 267437
Matrix (Source ID): Water (445584-001)	Method: EPA 200.7	Prep Method: EPA 200.7

QC925689 Analyte	Result	Source Sample Result	Spiked	Units	Recovery	Qual	Limits	DF
Boron	0.6811	0.1241	0.5000	mg/L	111%		75-125	1

Type: Matrix Spike Duplicate	Lab ID: QC925690	Batch: 267437
Matrix (Source ID): Water (445584-001)	Method: EPA 200.7	Prep Method: EPA 200.7

QC925690 Analyte	Result	Source Sample Result	Spiked	Units	Recovery	Qual	Limits	RPD	RPD Lim	DF
Boron	0.6790	0.1241	0.5000	mg/L	111%		75-125	0	20	1

Type: Matrix Spike	Lab ID: QC925691	Batch: 267437
Matrix (Source ID): Water (445599-002)	Method: EPA 200.7	Prep Method: EPA 200.7

QC925691 Analyte	Result	Source Sample Result	Spiked	Units	Recovery	Qual	Limits	DF
Boron	1.274	0.8110	0.5000	mg/L	93%		75-125	1

Type: Matrix Spike Duplicate	Lab ID: QC925692	Batch: 267437
Matrix (Source ID): Water (445599-002)	Method: EPA 200.7	Prep Method: EPA 200.7

QC925692 Analyte	Result	Source Sample Result	Spiked	Units	Recovery	Qual	Limits	RPD	RPD Lim	DF
Boron	1.348	0.8110	0.5000	mg/L	107%		75-125	6	20	1

ENTHALPY ANALYTICAL

Batch QC

Type: Blank	**Lab ID: QC925693**	**Batch: 267438**
Matrix: Water	**Method: EPA 1664A**	**Prep Method: METHOD**

QC925693 Analyte	Result	Qual	Units	RL	MDL	Prepared	Analyzed
Total Oil and Grease	ND		mg/L	5.0	1.4	05/19/21	05/19/21

Type: Lab Control Sample	**Lab ID: QC925694**	**Batch: 267438**
Matrix: Water	**Method: EPA 1664A**	**Prep Method: METHOD**

QC925694 Analyte	Result	Spiked	Units	Recovery	Qual	Limits
Total Oil and Grease	34.80	40.00	mg/L	87%		78-114

Type: Lab Control Sample Duplicate	**Lab ID: QC925695**	**Batch: 267438**
Matrix: Water	**Method: EPA 1664A**	**Prep Method: METHOD**

QC925695 Analyte	Result	Spiked	Units	Recovery	Qual	Limits	RPD	RPD Lim
Total Oil and Grease	34.10	40.00	mg/L	85%		78-114	2	18

Type: Blank	**Lab ID: QC925947**	**Batch: 267515**
Matrix: Water	**Method: SM 5310B**	

QC925947 Analyte	Result	Qual	Units	RL	MDL	Prepared	Analyzed
Total Organic Carbon	ND		mg/L	1.0	0.18	05/20/21	05/20/21

Type: Lab Control Sample	**Lab ID: QC925948**	**Batch: 267515**
Matrix: Water	**Method: SM 5310B**	

QC925948 Analyte	Result	Spiked	Units	Recovery	Qual	Limits
Total Organic Carbon	9.802	10.00	mg/L	98%		80-120

Type: Matrix Spike	**Lab ID: QC925949**	**Batch: 267515**
Matrix (Source ID): Water (445599-002)	**Method: SM 5310B**	

QC925949 Analyte	Result	Source Sample Result	Spiked	Units	Recovery	Qual	Limits	DF
Total Organic Carbon	41.96	ND	40.00	mg/L	105%		80-120	4

ENTHALPY ANALYTICAL

Batch QC

Type:	Matrix Spike Duplicate	Lab ID:	QC925950	Batch:	267515
Matrix (Source ID):	Water (445599-002)	Method:	SM 5310B		

QC925950 Analyte	Result	Source Sample Result	Spiked	Units	Recovery	Qual	Limits	RPD	RPD Lim	DF
Total Organic Carbon	43.40	ND	40.00	mg/L	109%		80-120	3	20	4

Type:	Blank	Lab ID:	QC925956	Batch:	267518
Matrix:	Water	Method:	SM5540C		

QC925956 Analyte	Result	Qual	Units	RL	MDL	Prepared	Analyzed
Surfactants (MBAS)	ND		mg/L	0.040	0.027	05/20/21 10:00	05/20/21 12:54

Type:	Lab Control Sample	Lab ID:	QC925957	Batch:	267518
Matrix:	Water	Method:	SM5540C		

QC925957 Analyte	Result	Spiked	Units	Recovery	Qual	Limits
Surfactants (MBAS)	1.008	1.000	mg/L	101%		90-110

Type:	Matrix Spike	Lab ID:	QC925958	Batch:	267518
Matrix (Source ID):	Water (445599-002)	Method:	SM5540C		

QC925958 Analyte	Result	Source Sample Result	Spiked	Units	Recovery	Qual	Limits	DF
Surfactants (MBAS)	1.005	0.04040	1.000	mg/L	96%		80-120	1

Type:	Matrix Spike Duplicate	Lab ID:	QC925959	Batch:	267518
Matrix (Source ID):	Water (445599-002)	Method:	SM5540C		

QC925959 Analyte	Result	Source Sample Result	Spiked	Units	Recovery	Qual	Limits	RPD	RPD Lim	DF
Surfactants (MBAS)	1.006	0.04040	1.000	mg/L	97%		80-120	0	20	1

Type:	Blank	Lab ID:	QC926075	Batch:	267559
Matrix:	Water	Method:	SM 4500-P-B5-E		

QC926075 Analyte	Result	Qual	Units	RL	MDL	Prepared	Analyzed
Phosphorus	ND		mg/L	0.020	0.010	05/21/21	05/21/21

ENTHALPY ANALYTICAL

Batch QC

Type: Lab Control Sample	Lab ID: QC926076	Batch: 267559
Matrix: Water	Method: SM 4500-P-B5-E	

QC926076 Analyte	Result	Spiked	Units	Recovery	Qual	Limits
Phosphorus	0.3950	0.4000	mg/L	99%		80-120

Type: Matrix Spike	Lab ID: QC926077	Batch: 267559
Matrix (Source ID): Water (445345-001)	Method: SM 4500-P-B5-E	

QC926077 Analyte	Result	Source Sample Result	Spiked	Units	Recovery	Qual	Limits	DF
Phosphorus	1.065	0.1090	1.000	mg/L	96%		75-125	2.5

Type: Matrix Spike Duplicate	Lab ID: QC926078	Batch: 267559
Matrix (Source ID): Water (445345-001)	Method: SM 4500-P-B5-E	

QC926078 Analyte	Result	Source Sample Result	Spiked	Units	Recovery	Qual	Limits	RPD	RPD Lim	DF
Phosphorus	1.068	0.1090	1.000	mg/L	96%		75-125	0	20	2.5

Type: Blank	Lab ID: QC926082	Batch: 267561
Matrix: Water	Method: SM2540C	Prep Method: METHOD

QC926082 Analyte	Result	Qual	Units	RL	MDL	Prepared	Analyzed
Total Dissolved Solids	ND		mg/L	10		05/21/21	05/22/21

Type: Lab Control Sample	Lab ID: QC926083	Batch: 267561
Matrix: Water	Method: SM2540C	Prep Method: METHOD

QC926083 Analyte	Result	Spiked	Units	Recovery	Qual	Limits
Total Dissolved Solids	110.0	100.0	mg/L	110%		90-110

Type: Sample Duplicate	Lab ID: QC926084	Batch: 267561
Matrix (Source ID): Water (445566-010)	Method: SM2540C	Prep Method: METHOD

QC926084 Analyte	Result	Source Sample Result	Units	Qual	RPD	RPD Lim	DF
Total Dissolved Solids	20,110	20980	mg/L		4	5	10

ENTHALPY ANALYTICAL

Batch QC

Type: Blank	**Lab ID:** QC926377	**Batch:** 267667
Matrix: Water	**Method:** EPA 351.2	**Prep Method:** METHOD

QC926377 Analyte	Result	Qual	Units	RL	MDL	Prepared	Analyzed
Nitrogen, Total Kjeldahl	ND		mg/L	0.20	0.015	05/25/21	05/25/21

Type: Lab Control Sample	**Lab ID:** QC926378	**Batch:** 267667
Matrix: Water	**Method:** EPA 351.2	**Prep Method:** METHOD

QC926378 Analyte	Result	Spiked	Units	Recovery	Qual	Limits
Nitrogen, Total Kjeldahl	2.716	2.500	mg/L	109%		90-110

Type: Matrix Spike	**Lab ID:** QC926379	**Batch:** 267667
Matrix (Source ID): Water (445526-001)	**Method:** EPA 351.2	**Prep Method:** METHOD

QC926379 Analyte	Result	Source Sample Result	Spiked	Units	Recovery	Qual	Limits	DF
Nitrogen, Total Kjeldahl	17.82	5.550	12.50	mg/L	98%		90-110	2.5

Type: Matrix Spike Duplicate	**Lab ID:** QC926380	**Batch:** 267667
Matrix (Source ID): Water (445526-001)	**Method:** EPA 351.2	**Prep Method:** METHOD

QC926380 Analyte	Result	Source Sample Result	Spiked	Units	Recovery	Qual	Limits	RPD	RPD Lim	DF
Nitrogen, Total Kjeldahl	16.44	5.550	12.50	mg/L	87%	*	90-110	8	20	2.5

Type: Blank	**Lab ID:** QC926403	**Batch:** 267676
Matrix: Water	**Method:** SM2540D	**Prep Method:** METHOD

QC926403 Analyte	Result	Qual	Units	RL	MDL	Prepared	Analyzed
Total Suspended Solids	ND		mg/L	0.5		05/21/21	05/21/21

Type: Sample Duplicate	**Lab ID:** QC926404	**Batch:** 267676
Matrix (Source ID): Water (445593-001)	**Method:** SM2540D	**Prep Method:** METHOD

QC926404 Analyte	Result	Source Sample Result	Units	Qual	RPD	RPD Lim	DF
Total Suspended Solids	400.0	400.0	mg/L		0	5	40

ENTHALPY ANALYTICAL

Batch QC

Type: Blank	**Lab ID: QC926685**	**Batch: 267791**
Matrix: Water	**Method: SM 4500-NH3-G**	

QC926685 Analyte	Result	Qual	Units	RL	MDL	Prepared	Analyzed
Ammonia-N	ND		mg/L	0.10	0.010	05/26/21	05/26/21

Type: Lab Control Sample	**Lab ID: QC926686**	**Batch: 267791**
Matrix: Water	**Method: SM 4500-NH3-G**	

QC926686 Analyte	Result	Spiked	Units	Recovery	Qual	Limits
Ammonia-N	2.385	2.500	mg/L	95%		80-120

Type: Matrix Spike	**Lab ID: QC926687**	**Batch: 267791**
Matrix (Source ID): Water (445599-002)	**Method: SM 4500-NH3-G**	

QC926687 Analyte	Result	Source Sample Result	Spiked	Units	Recovery	Qual	Limits	DF
Ammonia-N	2.453	ND	2.500	mg/L	98%		80-120	1

Type: Matrix Spike Duplicate	**Lab ID: QC926688**	**Batch: 267791**
Matrix (Source ID): Water (445599-002)	**Method: SM 4500-NH3-G**	

QC926688 Analyte	Result	Source Sample Result	Spiked	Units	Recovery	Qual	Limits	RPD	RPD Lim	DF
Ammonia-N	2.415	ND	2.500	mg/L	97%		80-120	2	20	1

* Value is outside QC limits
J Estimated value
ND Not Detected

Enthalpy Analytical
931 West Barkley Ave
Orange, CA 92868
(714) 771-6900

enthalpy.com

Lab Job Number: 449340
Report Level: II
Report Date: 08/26/2021

Analytical Report *prepared for:*

Kiernan Brtalik
Rincon Consultants - Ventura
180 North Ashwood Ave.
Ventura, CA 93003

Project: MALIBU - Annual

Authorized for release by:

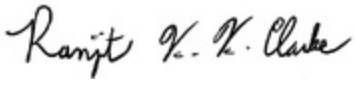

Ranjit K Clarke, Project Manager
(714) 771-9906
Ranjit.Clarke@enthalpy.com

This data package has been reviewed for technical correctness and completeness. Release of this data has been authorized by the Laboratory Manager or the Manager's designee, as verified by the above signature which applies to this PDF file as well as any associated electronic data deliverable files. The results contained in this report meet all requirements of NELAP and pertain only to those samples which were submitted for analysis. This report may be reproduced only in its entirety.

CA ELAP# 1338, NELAP# 4038, SCAQMD LAP# 18LA0518, LACSD ID# 10105, CDC ELITE Member

ENTHALPY ANALYTICAL

Sample Summary

Kiernan Brtalik
Rincon Consultants - Ventura
180 North Ashwood Ave.
Ventura, CA 93003

Lab Job #:	449340
Project No:	MALIBU
Location:	Annual
Date Received:	08/17/21

Sample ID	Lab ID	Collected	Matrix
LAMW-5S	449340-001	08/17/21 08:30	Water
SMBRP-11	449340-002	08/17/21 10:55	Water
SMBRP-7B	449340-003	08/17/21 10:00	Water

ENTHALPHY ANALYTICAL, INC.	Chain of Custody Record	Turn Around Time (Rush by advanced notice only)
931 W. Barkley Ave., Orange, CA 92868	Lab No: 449340	Standard: X 4 Day: 3 Day:
Phone: (714) 771-6900 Fax: (714) 538-1209	Page: 1 of 1	2 Day: 1 Day: Same Day:
Billing: Enthalpy - SoCal c/o Montrose Environmental Group 1 Park Plaza, Suite 1000, Irvine, CA 92614	**Matrix:** A = Air DW = Drinking Water FL = Food Liquid FS = Food Solid L = Liquid PP = Pure Product S = Solid SeaW = Sea Water SW = Swab W = Water WP = Wipe O = Other	**Preservatives:** 1 = $Na_2S_2O_3$ 2 = HCl 3 = HNO_3 4 = H_2SO_4 5 = NaOH 6 = Other 4,7/5,5

CUSTOMER INFORMATION		PROJECT INFORMATION	
Company:	Rincon Consultants	Name:	Malibu - Annual
Report To:	Kiernan Brtalik	Number:	
Email:	kbrtalik@rinconconsultants.com	P.O. #:	20-09665
Address:	180 N. Ashwood Ave.	Address:	
	Ventura, CA 93003		
Phone:	(805)644-4455	Global ID:	
Cell:		Sampled By:	

Sample ID	Sampling Date	Sampling Time	Matrix	Container No. / Size	Pres.	Total /Fecal Coliforms - SM 9223 Quantitray	TKN; NH3; Organic Nitrogen (Calculation)	EPA 300.0 (NO2,NO3)	Total Phosphorus	SM 2540C TDS	Test Instructions / Comments
LAMW-5S	8/17/21	0830	W			X	X	X	X	X	
SMBRP-11	"	1055	W			X	X	X	X	X	
SMBRP-7B	"	1000	W			X	X	X	X	X	
~~SMBRP-13~~											MC
											8/17/21 / 1515

	Signature	Print Name	Company / Title	Date / Time
1 Relinquished By:		Michelle Carter	Rincon Consultants	~~8/17/21 / 1450~~
1 Received By:		Ricardo Sanchez	EA	8/17/21 1515
2 Relinquished By:		Ricardo Sanchez	EA	8/17/21 1806
2 Received By:		Elizabeth Ramos	EA	8/17/21 18:06
3 Relinquished By:				

ENTHALPY ANALYTICAL

SAMPLE ACCEPTANCE CHECKLIST

Section 1

Client: Rincon Consultants Project: Malibu - Annual

Date Received: 8/17/21 Sampler's Name Present: ☐ Yes ☑ No

Section 2

Sample(s) received in a cooler? ☑ Yes, How many? 1 ☐ No (skip section 2) Sample Temp (°C) (No Cooler): _____

Sample Temp (°C), One from each cooler: #1: 5.5 #2: _____ #3: _____ #4: _____

(Acceptance range is < 6°C but not frozen (for Microbiology samples, acceptance range is < 10°C but not frozen). It is acceptable for samples collected the same day as sample receipt to have a higher temperature as long as there is evidence that cooling has begun.)

Shipping Information: _____

Section 3

Was the cooler packed with: ☑ Ice ☐ Ice Packs ☐ Bubble Wrap ☐ Styrofoam ☐ Paper ☐ None ☐ Other _____

Cooler Temp (°C): #1: 4.7 #2: _____ #3: _____ #4: _____

Section 4	YES	NO	N/A
Was a COC received?	✔		
Are sample IDs present?	✔		
Are sampling dates & times present?	✔		
Is a relinquished signature present?	✔		
Are the tests required clearly indicated on the COC?	✔		
Are custody seals present?		✔	
If custody seals are present, were they intact?			✔
Are all samples sealed in plastic bags? (Recommended for Microbiology samples)	✔		
Did all samples arrive intact? If no, indicate in Section 4 below.		✔	
Did all bottle labels agree with COC? (ID, dates and times)	✔		
Were the samples collected in the correct containers for the required tests?	✔		
Are the containers labeled with the correct preservatives?	✔		
Is there headspace in the VOA vials greater than 5-6 mm in diameter?			✔
Was a sufficient amount of sample submitted for the requested tests?	✔		

Section 5 Explanations/Comments

No samples were received for "SMBRP-11"

Section 6

For discrepancies, how was the Project Manager notified? ☐ Verbal PM Initials: _____ Date/Time _____

☑ Email (email sent to/on): RKC / 8/17/21

Project Manager's response:

Completed By: _____ Date: 8/17/21

ENTHALPY ANALYTICAL

Analysis Results for 449340

Kiernan Brtalik
Rincon Consultants - Ventura
180 North Ashwood Ave.
Ventura, CA 93003

Lab Job #: 449340
Project No: MALIBU
Location: Annual
Date Received: 08/17/21

Sample ID: LAMW-5S **Lab ID: 449340-001** **Collected: 08/17/21 08:30**
Matrix: Water

449340-001 Analyte	Result	Qual	Units	RL	MDL	DF	Batch	Prepared	Analyzed	Chemist
Method: EPA 300.0 Prep Method: METHOD										
Nitrogen, Nitrite	ND		mg/L	0.10	0.01	1	272449	08/17/21 17:19	08/18/21 10:31	JCP
Nitrogen, Nitrate	**14**		mg/L	0.10	0.05	1	272449	08/17/21 17:19	08/18/21 10:31	JCP
Nitrogen, Nitrate/Nitrite	**14**		mg/L	0.10		1	272449	08/17/21 17:19	08/18/21 10:31	JCP
Method: ORGANIC NITROGEN										
Organic Nitrogen as N	**0.40**		mg/L			1	272918	08/26/21	08/26/21	SLL
Method: SM 4500-NH3-G										
Ammonia-N	**0.38**		mg/L	0.10	0.010	1	272708	08/24/21	08/24/21	ATP
Nitrogen, Total Kjeldahl	**0.78**	B	mg/L	0.40	0.030	1	272502	08/19/21	08/19/21	ATP
Method: SM 4500-P-B5-E										
Phosphorus	**7.9**		mg/L	0.40	0.20	20	272505	08/18/21	08/18/21	ATP
Method: SM 9223Bb										
Fecal Coliform	**3.1**		MPN/100ml	1.0		1	272456	08/17/21 18:05	08/18/21 16:50	CCO
Coliform, Total	**1,400**		MPN/100ml	1.0		1	272456	08/17/21 18:05	08/18/21 16:50	CCO
Method: SM2540C Prep Method: METHOD										
Total Dissolved Solids	**940**		mg/L	20		2	272533	08/19/21	08/20/21	WWC

Results for any subcontracted analyses are not included in this section.

ENTHALPY ANALYTICAL

Analysis Results for 449340

Sample ID: SMBRP-7B	Lab ID: 449340-003	Collected: 08/17/21 10:00
	Matrix: Water	

449340-003 Analyte	Result	Qual	Units	RL	MDL	DF	Batch	Prepared	Analyzed	Chemist
Method: EPA 300.0 Prep Method: METHOD										
Nitrogen, Nitrite	ND		mg/L	0.10	0.01	1	272449	08/17/21 17:19	08/18/21 10:53	JCP
Nitrogen, Nitrate	**0.19**		mg/L	0.10	0.05	1	272449	08/17/21 17:19	08/18/21 10:53	JCP
Nitrogen, Nitrate/Nitrite	**0.19**		mg/L	0.10		1	272449	08/17/21 17:19	08/18/21 10:53	JCP
Method: ORGANIC NITROGEN										
Organic Nitrogen as N	**0.22**		mg/L			1	272918	08/26/21	08/26/21	SLL
Method: SM 4500-NH3-G										
Ammonia-N	ND		mg/L	0.10	0.010	1	272708	08/24/21	08/24/21	ATP
Nitrogen, Total Kjeldahl	**0.22**	B,J	mg/L	0.40	0.030	1	272502	08/19/21	08/19/21	ATP
Method: SM 4500-P-B5-E										
Phosphorus	**0.28**		mg/L	0.020	0.010	1	272505	08/18/21	08/18/21	ATP
Method: SM 9223Bb										
Fecal Coliform	**3.1**		MPN/100ml	1.0		1	272456	08/17/21 18:05	08/18/21 16:50	CCO
Coliform, Total	**13**		MPN/100ml	1.0		1	272456	08/17/21 18:05	08/18/21 16:50	CCO
Method: SM2540C Prep Method: METHOD										
Total Dissolved Solids	**2,500**		mg/L	20		2	272533	08/19/21	08/20/21	WWC

B Contamination found in associated Method Blank
J Estimated value
ND Not Detected

Results for any subcontracted analyses are not included in this section.

ENTHALPY ANALYTICAL

Batch QC

Type: Blank	**Lab ID:** QC939484	**Batch:** 272449
Matrix: Drinking Water	**Method:** EPA 300.0	**Prep Method:** METHOD

QC939484 Analyte	Result	Qual	Units	RL	MDL	Prepared	Analyzed
Nitrogen, Nitrite	ND		mg/L	0.10	0.01	08/17/21 17:19	08/17/21 19:10
Nitrogen, Nitrate	ND		mg/L	0.10	0.05	08/17/21 17:19	08/17/21 19:10
Nitrogen, Nitrate/Nitrite	ND		mg/L	0.10		08/17/21 17:19	08/17/21 19:10

Type: Lab Control Sample	**Lab ID:** QC939485	**Batch:** 272449
Matrix: Drinking Water	**Method:** EPA 300.0	**Prep Method:** METHOD

QC939485 Analyte	Result	Spiked	Units	Recovery	Qual	Limits
Nitrogen, Nitrite	8.904	9.134	mg/L	97%		90-110
Nitrogen, Nitrate	8.671	9.036	mg/L	96%		90-110

Type: Matrix Spike	**Lab ID:** QC939486	**Batch:** 272449
Matrix (Source ID): Water (449226-004)	**Method:** EPA 300.0	**Prep Method:** METHOD

QC939486 Analyte	Result	Source Sample Result	Spiked	Units	Recovery	Qual	Limits	DF
Nitrogen, Nitrite	8.762	ND	9.134	mg/L	96%		80-120	10
Nitrogen, Nitrate	10.64	2.027	9.036	mg/L	95%		80-120	10

Type: Matrix Spike Duplicate	**Lab ID:** QC939487	**Batch:** 272449
Matrix (Source ID): Water (449226-004)	**Method:** EPA 300.0	**Prep Method:** METHOD

QC939487 Analyte	Result	Source Sample Result	Spiked	Units	Recovery	Qual	Limits	RPD	RPD Lim	DF
Nitrogen, Nitrite	8.880	ND	9.134	mg/L	97%		80-120	1	20	10
Nitrogen, Nitrate	10.62	2.027	9.036	mg/L	95%		80-120	0	20	10

Type: Blank	**Lab ID:** QC939583	**Batch:** 272502
Matrix: Water	**Method:** SM 4500-NH3-G	

QC939583 Analyte	Result	Qual	Units	RL	MDL	Prepared	Analyzed
Nitrogen, Total Kjeldahl	0.12	J	mg/L	0.20	0.015	08/19/21	08/19/21

Type: Lab Control Sample	**Lab ID:** QC939584	**Batch:** 272502
Matrix: Water	**Method:** SM 4500-NH3-G	

QC939584 Analyte	Result	Spiked	Units	Recovery	Qual	Limits
Nitrogen, Total Kjeldahl	2.297	2.500	mg/L	92%		80-120

ENTHALPY ANALYTICAL

Batch QC

Type: Matrix Spike	**Lab ID:** QC939585	**Batch:** 272502
Matrix (Source ID): Water (449096-001)	**Method:** SM 4500-NH3-G	

QC939585 Analyte	Result	Source Sample Result	Spiked	Units	Recovery	Qual	Limits	DF
Nitrogen, Total Kjeldahl	13.68	1.298	12.50	mg/L	99%		80-120	2.5

Type: Matrix Spike Duplicate	**Lab ID:** QC939586	**Batch:** 272502
Matrix (Source ID): Water (449096-001)	**Method:** SM 4500-NH3-G	

QC939586 Analyte	Result	Source Sample Result	Spiked	Units	Recovery	Qual	Limits	RPD	RPD Lim	DF
Nitrogen, Total Kjeldahl	14.82	1.298	12.50	mg/L	108%		80-120	8	20	2.5

Type: Blank	**Lab ID:** QC939595	**Batch:** 272505
Matrix: Water	**Method:** SM 4500-P-B5-E	

QC939595 Analyte	Result	Qual	Units	RL	MDL	Prepared	Analyzed
Phosphorus	ND		mg/L	0.020	0.010	08/18/21	08/18/21

Type: Lab Control Sample	**Lab ID:** QC939596	**Batch:** 272505
Matrix: Water	**Method:** SM 4500-P-B5-E	

QC939596 Analyte	Result	Spiked	Units	Recovery	Qual	Limits
Phosphorus	0.3770	0.4000	mg/L	94%		80-120

Type: Matrix Spike	**Lab ID:** QC939597	**Batch:** 272505
Matrix (Source ID): Water (449116-002)	**Method:** SM 4500-P-B5-E	

QC939597 Analyte	Result	Source Sample Result	Spiked	Units	Recovery	Qual	Limits	DF
Phosphorus	1.330	0.3730	1.000	mg/L	96%		75-125	2.5

Type: Matrix Spike Duplicate	**Lab ID:** QC939598	**Batch:** 272505
Matrix (Source ID): Water (449116-002)	**Method:** SM 4500-P-B5-E	

QC939598 Analyte	Result	Source Sample Result	Spiked	Units	Recovery	Qual	Limits	RPD	RPD Lim	DF
Phosphorus	1.343	0.3730	1.000	mg/L	97%		75-125	1	20	2.5

ENTHALPY ANALYTICAL

Batch QC

Type: Blank	**Lab ID:** QC939701	**Batch:** 272533
Matrix: Water	**Method:** SM2540C	**Prep Method:** METHOD

QC939701 Analyte	Result	Qual	Units	RL	MDL	Prepared	Analyzed
Total Dissolved Solids	ND		mg/L	10		08/19/21	08/20/21

Type: Lab Control Sample	**Lab ID:** QC939702	**Batch:** 272533
Matrix: Water	**Method:** SM2540C	**Prep Method:** METHOD

QC939702 Analyte	Result	Spiked	Units	Recovery	Qual	Limits
Total Dissolved Solids	106.0	100.0	mg/L	106%		90-110

Type: Sample Duplicate	**Lab ID:** QC939703	**Batch:** 272533
Matrix (Source ID): Water (449408-002)	**Method:** SM2540C	**Prep Method:** METHOD

QC939703 Analyte	Result	Source Sample Result	Units	Qual	RPD	RPD Lim	DF
Total Dissolved Solids	5,538	5476	mg/L		1	5	2

Type: Blank	**Lab ID:** QC940262	**Batch:** 272708
Matrix: Water	**Method:** SM 4500-NH3-G	

QC940262 Analyte	Result	Qual	Units	RL	MDL	Prepared	Analyzed
Ammonia-N	ND		mg/L	0.10	0.010	08/24/21	08/24/21

Type: Lab Control Sample	**Lab ID:** QC940263	**Batch:** 272708
Matrix: Water	**Method:** SM 4500-NH3-G	

QC940263 Analyte	Result	Spiked	Units	Recovery	Qual	Limits
Ammonia-N	2.411	2.500	mg/L	96%		80-120

Type: Matrix Spike	**Lab ID:** QC940264	**Batch:** 272708
Matrix (Source ID): Sea Water (449466-001)	**Method:** SM 4500-NH3-G	

QC940264 Analyte	Result	Source Sample Result	Spiked	Units	Recovery	Qual	Limits	DF
Ammonia-N	2.634	ND	2.500	mg/L	105%		80-120	1

ENTHALPY ANALYTICAL

Batch QC

Type:	**Matrix Spike Duplicate**	**Lab ID:**	**QC940265**	**Batch:**	**272708**
Matrix (Source ID):	**Sea Water (449466-001)**	**Method:**	**SM 4500-NH3-G**		

QC940265 Analyte	Result	Source Sample Result	Spiked	Units	Recovery	Qual	Limits	RPD	RPD Lim	DF
Ammonia-N	2.612	ND	2.500	mg/L	104%		80-120	1	20	1

J Estimated value
ND Not Detected

Enthalpy Analytical
931 West Barkley Ave
Orange, CA 92868
(714) 771-6900

enthalpy.com

Lab Job Number: 449342
Report Level: II
Report Date: 09/09/2021

Analytical Report *prepared for:*

Kiernan Brtalik
Rincon Consultants - Ventura
180 North Ashwood Ave.
Ventura, CA 93003

Project: MALIBU - Annual - Partial Report (Enthalpy data + Eurofins data only)

Authorized for release by:

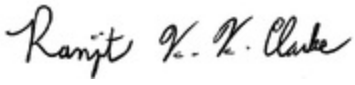

Ranjit K Clarke, Project Manager
(714) 771-9906
Ranjit.Clarke@enthalpy.com

This data package has been reviewed for technical correctness and completeness. Release of this data has been authorized by the Laboratory Manager or the Manager's designee, as verified by the above signature which applies to this PDF file as well as any associated electronic data deliverable files. The results contained in this report meet all requirements of NELAP and pertain only to those samples which were submitted for analysis. This report may be reproduced only in its entirety.

CA ELAP# 1338, NELAP# 4038, SCAQMD LAP# 18LA0518, LACSD ID# 10105, CDC ELITE Member

ENTHALPY ANALYTICAL

Sample Summary

Kiernan Brtalik
Rincon Consultants - Ventura
180 North Ashwood Ave.
Ventura, CA 93003

Lab Job #:	449342
Project No:	MALIBU
Location:	Annual - Partial Report (Enthalpy data + Eurofins data only)
Date Received:	08/17/21

Sample ID	Lab ID	Collected	Matrix
MCWP-MW04S	449342-001	08/17/21 13:30	Water
MCWP-MW07S	449342-002	08/17/21 11:30	Water
MCWP-MW07D	449342-003	08/17/21 11:45	Water
MCWP-MW09	449342-004	08/17/21 13:00	Water

Case Narrative

Rincon Consultants - Ventura 180 North Ashwood Ave. Ventura, CA 93003 Kiernan Brtalik	Lab Job Number: 449342 Project No: MALIBU Location: Annual - Partial Report (Enthalpy data only) Date Received: 08/17/21

This data package contains sample and QC results for four water samples, requested for the above referenced project on 08/17/21. The samples were received cold and intact.

Volatile Organics by GC/MS (EPA 524.2):
Low response was observed for acrylonitrile in the ICV analyzed 08/24/21 18:02; affected data was qualified with "b". Low response was observed for MTBE in the CCV analyzed 08/30/21 17:03; this analyte met minimum response criteria, and affected data was qualified with "b". Low recoveries were observed for acrylonitrile in the BS/BSD for batch 273055; the associated RPD was within limits, and these low recoveries were not associated with any reported results. Low recoveries were observed for benzene in the MS/MSD for batch 273128; the parent sample was not a project sample, the LCS was within limits, the associated RPD was within limits, and these low recoveries were not associated with any reported results. Methylene chloride and m,p-xylenes were detected between the MDL and the RL in the method blank for batch 272427; these analytes were not detected in the sample at or above the RL. Methylene chloride and m,p-xylenes were detected between the MDL and the RL in the method blank for batch 273128. A number of samples had pH greater than 2. No other analytical problems were encountered.

Metals (CALCULATION):
No analytical problems were encountered.

Metals (EPA 200.7, EPA 200.8, EPA 245.1, and EPA 245.1):
High response was observed for aluminum in the CCV analyzed 08/29/21 13:00; affected data was qualified with "b". Sodium was detected between the MDL and the RL in the method blank for batch 272441; this analyte was detected in the sample at a level at least 10 times that of the blank. Silver and chromium were detected between the MDL and the RL in the method blank for batch 272457. No other analytical problems were encountered.

Ion Chromatography (EPA 300.0 and EPA 300.0):
Low recoveries were observed for chloride in the MS/MSD for batch 272449; the parent sample was not a project sample, and the associated RPD was within limits. No other analytical problems were encountered.

Perchlorate by Ion Chromatography (EPA 314.0):
No analytical problems were encountered.

Total Carbon by High-Temperature Combust (SM 5310B):
No analytical problems were encountered.

Fluoride by ISE (SM 4500-F-C):
No analytical problems were encountered.

Total Phosphorus as P (SM 4500-P-B5-E):
No analytical problems were encountered.

Total Cyanide, Manual Colorimetric (SM 4500-CN-E):
No analytical problems were encountered.

Alkalinity (SM2320B):
No analytical problems were encountered.

DRAFT

CCPP (SM 2330B):
No analytical problems were encountered.

Total Dissolved Solids (TDS) (SM2540C):
No analytical problems were encountered.

Total Suspended Solids (TSS) (SM2540D):
No analytical problems were encountered.

Free Chlorine (SM 4500-CL-G):
No analytical problems were encountered.

pH of Aqueous Samples (SM 4500-H+ B):
No analytical problems were encountered.

Odor (SM 2150B):
No analytical problems were encountered.

Turbidity (SM2130B):
No analytical problems were encountered.

Color by Visual Comparison (SM2120B):
No analytical problems were encountered.

Surfactants (MBAS) (SM5540C):
MBAS are calculated and reported as Linear Anionic Surfactants with a molecular weight of 348 g/mol. No analytical problems were encountered.

Total Coliform / E. coli by Quanti-Tray (SM 9223Bb):
No analytical problems were encountered.

Ammonia and TKN- Semi-Automated Method (SM 4500-NH3-G):
High recoveries were observed for ammonia-N in the MS/MSD for batch 272710; the parent sample was not a project sample, the LCS was within limits, and the associated RPD was within limits. Nitrogen, total kjeldahl was detected between the MDL and the RL in the method blank for batch 272502. No other analytical problems were encountered.

EPA 100.2 Asbestos (EPA 100.2 Asbestos):
No analytical problems were encountered.

EPA 1613B - 2,3,7,8-TCDD only (EPA 1613B):
Enthalpy - Wilmington in Wilmington, NC performed the analysis (not NELAP certified). Please see the Enthalpy - Wilmington case narrative.

EPA 552.2 Haloacetic Acids (EPA 552.2):
Weck Laboratories, Inc. in Hacienda Heights, CA performed the analysis (not NELAP certified). Please see the Weck Laboratories, Inc. case narrative.

EPA 508 Chlorinated Pesticides (EPA 508):
Weck Laboratories, Inc. in Hacienda Heights, CA performed the analysis (not NELAP certified). Please see the Weck Laboratories, Inc. case narrative.

EPA 515.3 Chlorinated Acids (EPA 515.3):
Weck Laboratories, Inc. in Hacienda Heights, CA performed the analysis (not NELAP certified). Please see the Weck Laboratories, Inc. case narrative.

DRAFT

EPA 525.2 Semi-Volatile Organics (EPA 525.2):
Weck Laboratories, Inc. in Hacienda Heights, CA performed the analysis (not NELAP certified). Please see the Weck Laboratories, Inc. case narrative.

EPA 547 Glyphosate (EPA 547):
Weck Laboratories, Inc. in Hacienda Heights, CA performed the analysis (not NELAP certified). Please see the Weck Laboratories, Inc. case narrative.

EPA 548.1 Endothall (EPA 548.1):
Weck Laboratories, Inc. in Hacienda Heights, CA performed the analysis (not NELAP certified). Please see the Weck Laboratories, Inc. case narrative.

EPA 549.2 Diquat (EPA 549.2):
Weck Laboratories, Inc. in Hacienda Heights, CA performed the analysis (not NELAP certified). Please see the Weck Laboratories, Inc. case narrative.

EPA 531.1 Carbamates (EPA 531.1):
Weck Laboratories, Inc. in Hacienda Heights, CA performed the analysis (not NELAP certified). Please see the Weck Laboratories, Inc. case narrative.

EPA 900.0 Gross Alpha and Beta (EPA 900.0):
Pace Analytical - Greensburg in Greensburg, PA performed the analysis (not NELAP certified). Please see the Pace Analytical - Greensburg case narrative.

EPA 903.1 Radium-226 (EPA 903.1):
Pace Analytical - Greensburg in Greensburg, PA performed the analysis (not NELAP certified). Please see the Pace Analytical - Greensburg case narrative.

EPA 904.0 Radium-228 (EPA 904.0):
Pace Analytical - Greensburg in Greensburg, PA performed the analysis (not NELAP certified). Please see the Pace Analytical - Greensburg case narrative.

EPA 906.0 Tritium (EPA 906.0):
Pace Analytical - Greensburg in Greensburg, PA performed the analysis (not NELAP certified). Please see the Pace Analytical - Greensburg case narrative.

EPA 905.0 Strontium-90 (EPA 905.0):
Pace Analytical - Greensburg in Greensburg, PA performed the analysis (not NELAP certified). Please see the Pace Analytical - Greensburg case narrative.

EDB and DBCP by GC (EPA 504.1):
Weck Laboratories, Inc. in Hacienda Heights, CA performed the analysis (not NELAP certified). Please see the Weck Laboratories, Inc. case narrative.

EPA 625 Low Level (EPA 625):
Weck Laboratories, Inc. in Hacienda Heights, CA performed the analysis (not NELAP certified). Please see the Weck Laboratories, Inc. case narrative.

EPA 908.1 Uranium in Water - OUT (EPA 908.0):
Pace Analytical - Greensburg in Greensburg, PA performed the analysis (not NELAP certified). Please see the Pace Analytical - Greensburg case narrative.

EPA 1625 Isotope Dilution (EPA 1625):
Weck Laboratories, Inc. in Hacienda Heights, CA performed the analysis (not NELAP certified). Please see the Weck Laboratories, Inc. case narrative.

DRAFT

Bromate EPA 300.1 -OUT (EPA 300.1):
Weck Laboratories, Inc. in Hacienda Heights, CA performed the analysis (not NELAP certified). Please see the Weck Laboratories, Inc. case narrative.

EPA 1664A Total O&G - OUT (EPA 1664A):
Eurofins CalScience in Garden Grove, CA performed the analysis (not NELAP certified). Please see the Eurofins CalScience case narrative.

BOD (SM 5210B):
Eurofins CalScience in Garden Grove, CA performed the analysis (not NELAP certified). Please see the Eurofins CalScience case narrative.

EPA 1694 Pharma, PCP by HPLC/MS/MS (EPA 1694):
Weck Laboratories, Inc. in Hacienda Heights, CA performed the analysis (not NELAP certified). Please see the Weck Laboratories, Inc. case narrative.

EPA 218.6 Hexavalent Chromium by IC (EPA 218.6):
Weck Laboratories, Inc. in Hacienda Heights, CA performed the analysis (not NELAP certified). Please see the Weck Laboratories, Inc. case narrative.

EPA 300.1 Chlorite by IC (EPA 300.1):
Weck Laboratories, Inc. in Hacienda Heights, CA performed the analysis (not NELAP certified). Please see the Weck Laboratories, Inc. case narrative.
*** Missing Items ***
The following items are valid in the narrative, but for some reason didn't end up in the above report:
Item 21 (SUB/Water): AmeriSci in Carson, CA performed the analysis (not NELAP certified). Please see the AmeriSci case narrative.
The following items are valid in the narrative, but for some reason didn't end up in the above report:
You can invalidate these items, or adjust rgroup/matrix/method ([C] button) for each until they appear in the main body of the report. See the operations manager or LIMS staff for assistance if necessary.

DRAFT

ENTHALPHY ANALYTICAL, INC.		Chain of Custody Record				Turn Around Time (Rush by advanced notice only)					
931 W. Barkley Ave., Orange, CA 92868	ENTHALPY analytical, inc.	Lab No: 449342				Standard:	X	4 Day:		3 Day:	
Phone: (714) 771-6900 Fax: (714) 538-1209		Page: 1	of	3		2 Day:		1 Day:		Same Day:	
Billing: Enthalpy - SoCal		Matrix: A = Air DW = Drinking Water FL = Food Liquid FS = Food Solid L = Liquid PP = Pure Product S = Solid SeaW = Sea Water SW = Swab W = Water WP = Wipe O = Other				Preservatives: 1 = $Na_2S_2O_3$ 2 = HCl 3 = HNO_3 4 = H_2SO_4 5 = NaOH 6 = Other					
c/o Montrose Environmental Group											
1 Park Plaza, Suite 1000, Irvine, CA 92614											

CUSTOMER INFORMATION		PROJECT INFORMATION	
Company:	Rincon Consultants	Name:	Malibu - Annual
Report To:	Kiernan Brtalik	Number:	
Email:		P.O. #:	
Address:	180 N. Ashwood Ave.	Address:	
	Ventura, CA 93003		
Phone:		Global ID:	
Cell:		Sampled By:	

Sample ID	Sampling Date	Sampling Time	Matrix	Container No. / Size	Pres.	Total /Fecal Coliforms - SM 9223 Quantitray	EPA 200.7 (B), 200.8 (see list), 245.1 (Hg)	EPA 300.0: Cl,Fl,NO2,NO3,SO4; EPA 314.0	SM 4500-CN E; TKN; NH3; Phosphorus	SM 5310C TOC; BOD; TSS; TDS	pH; Residual Cl; MBAS; Turbidity; Color; Odor	SM 2330B Corrosivity; EPA 218.6 Cr VI	EPA 1664A Oil & Grease; EPA 1625M NDMA	EPA 1613 TCDD only; EPA 608 LL; EPA 625 LL	EPA 524.2 VOCs; EPA 624 VOCs	Test Instructions / Comments
~~SMBRP-9~~						~~X~~	~~X~~	~~X~~	~~X~~	~~X~~	~~X~~	~~X~~	~~X~~	~~X~~	~~X~~	MC
~~SMBRP-12~~						~~X~~	~~X~~	~~X~~	~~X~~	~~X~~	~~X~~	~~X~~	~~X~~	~~X~~	~~X~~	MC
MCWP-MW04S	8/17/21	1330	W			X	X	X	X	X	X	X	X	X	X	
~~MCWP-MW04D~~						~~X~~	~~X~~	~~X~~	~~X~~	~~X~~	~~X~~	~~X~~	~~X~~	~~X~~	~~X~~	MC
MCWP-MW07S	8/17/21	1130				X	X	X	X	X	X	X	X	X	X	
MCWP-MW07D	8/17/21	1145				X	X	X	X	X	X	X	X	X	X	
MCWP-MW09	8/17/21	1300				X	X	X	X	X	X	X	X	X	X	

Analysis Request

5.4/7.7
4.7/5.5
7.7/8.5
7.1/7.7

	Signature	Print Name	Company / Title	Date / Time
[1] Relinquished By:		Michelle Carter	Rincon Consultants	8/17/21 / 1515
[1] Received By:		Ricardo Serrice	EA	8/17/21 1515
[2] Relinquished By:		Ricardo Serrice	EA	8/17/21 1802
[2] Received By:		Elizabeth Ramirez	EA	8/17/21 19:00
[3] Relinquished By:				

ENTHALPY ANALYTICAL, INC.		Chain of Custody Record				Turn Around Time (Rush by advanced notice only)					
931 W. Barkley Ave., Orange, CA 92868		Lab No: 449342				Standard:	X	4 Day:		3 Day:	
Phone: (714) 771-6900 Fax: (714) 538-1209		Page:	2	of	3	2 Day:		1 Day:		Same Day:	
Billing: Enthalpy - SoCal		Matrix: A = Air DW = Drinking Water FL = Food Liquid FS = Food Solid L = Liquid PP = Pure Product S = Solid SeaW = Sea Water SW = Swab W = Water WP = Wipe O = Other				Preservatives: 1 = Na2S2O3 2 = HCl 3 = HNO3 4 = H2SO4 5 = NaOH 6 = Other					
c/o Montrose Environmental Group											
1 Park Plaza, Suite 1000, Irvine, CA 92614											

CUSTOMER INFORMATION		PROJECT INFORMATION	
Company:	Rincon Consultants	Name:	Malibu - Annual
Report To:	Kiernan Brtalik	Number:	
Email:		P.O. #:	
Address:	180 N. Ashwood Ave.	Address:	
	Ventura, CA 93003		
Phone:		Global ID:	
Cell:		Sampled By:	

Sample ID	Sampling Date	Sampling Time	Matrix	Container No. / Size	Pres.	EPA 100.2 Asbestos;EPA 908.0 Uranium	EPA 900.0 Gross Alpha & Beta	EPA 903.0 Radium 226, Radium 228	EPA 905.0 Strontium-90; EPA 906.0 Tritium	EPA 504.1 EDB, DBCP; EPA 525.2 (see list)	EPA 515.3 Chlorinated Herbicides	EPA 300.1B Bromate, Chlorite	EPA 531.1 Carbofuran, Oxamyl	EPA 548.1 Endothall; EPA 549.2 Diquat	EPA 547 Glyphosate; EPA 552.2 HAAs	Test Instructions / Comments
SMBRP-9						X	X	X	X	X	X	X	X	X	X	
SMBRP-12	08/17/21	13:30	w			X	X	X	X	X	X	X	X	X	X	
MCWP-MW04S						X	X	X	X	X	X	X	X	X	X	
MCWP-MW04D	08/17/21	11:30 AM	w			X	X	X	X	X	X	X	X	X	X	
MCWP-MW07S	08/17/21	11:45 AM	w			X	X	X	X	X	X	X	X	X	X	
MCWP-MW07D	08/17/21	1:00 PM	w			X	X	X	X	X	X	X	X	X	X	
MCWP-MW09						X	X	X	X	X	X	X	X	X	X	

	Signature	Print Name	Company / Title	Date / Time
1 Relinquished By:				
1 Received By:	[signature]	[signature]	EA	08/17/21 1515
2 Relinquished By:	[signature]	[signature]	EA	08/17/21 1802
2 Received By:	[signature]	[signature]	EA	8/17/21 19:06
3 Relinquished By:				
3 Received By:				

ENTHALPY ANALYTICAL, INC.		Chain of Custody Record				Turn Around Time (Rush by advanced notice only)					
931 W. Barkley Ave., Orange, CA 92868		Lab No: 449312				Standard:	X	4 Day:		3 Day:	
Phone: (714) 771-6900 Fax: (714) 538-1209		Page:	3	of	3	2 Day:		1 Day:		Same Day:	
Billing: Enthalpy - SoCal		Matrix: A = Air DW = Drinking Water FL = Food Liquid FS = Food Solid L = Liquid PP = Pure Product S = Solid SeaW = Sea Water SW = Swab W = Water WP = Wipe O = Other				Preservatives: 1 = Na2S2O3 2 = HCl 3 = HNO3 4 = H2SO4 5 = NaOH 6 = Other					
c/o Montrose Environmental Group											
1 Park Plaza, Suite 1000, Irvine, CA 92614											

CUSTOMER INFORMATION		PROJECT INFORMATION	
Company:	Rincon Consultants	Name:	Malibu - Annual
Report To:	Kiernan Brtalik	Number:	
Email:		P.O. #:	
Address:	180 N. Ashwood Ave.	Address:	
	Ventura, CA 93003		
Phone:		Global ID:	
Cell:		Sampled By:	

Sample ID	Sampling Date	Sampling Time	Matrix	Container No. / Size	Pres.	EPA 1694M-ESI+/ESI-/APCI (see list)	EPA 508 Pest/PCBs	Analysis Request	Test Instructions / Comments
SMBRP-9						X	X		
SMBRP-12						X	X		
MCWP-MW04S	08/17/21	1:30 PM	w			X	X		
MCWP-MW04D						X	X		
MCWP-MW07S	08/17/21	11:30 AM	w			X	X		
MCWP-MW07D	08/17/21	11:45 AM	w			X	X		
MCWP-MW09	08/17/21	1:00 PM	w			X	X		

	Signature	Print Name	Company / Title	Date / Time
1 Relinquished By:				
1 Received By:	[signature]	Richard Sanchez	EA	8/17/21 1515
2 Relinquished By:	[signature]	Richard Sanchez	EA	8/17/21 1806
2 Received By:	[signature]	Elizabeth Ramirez	EA	8/17/21 19:06
3 Relinquished By:				
3 Received By:				

ENTHALPY ANALYTICAL

SAMPLE ACCEPTANCE CHECKLIST

Section 1

Client: Rincon Consultants Project: Malibu - Annual

Date Received: 8/17/21 Sampler's Name Present: ☐ Yes ☑ No

Section 2

Sample(s) received in a cooler? ☑ Yes, How many? 4 ☐ No (skip section 2) Sample Temp (°C) (No Cooler): _____

Sample Temp (°C), One from each cooler: #1: 7.7 #2: 5.5 #3: 8.5 #4: 7.7

(Acceptance range is < 6°C but not frozen (for Microbiology samples, acceptance range is < 10°C but not frozen). It is acceptable for samples collected the same day as sample receipt to have a higher temperature as long as there is evidence that cooling has begun.)

Shipping Information: _____

Section 3

Was the cooler packed with: ☑ Ice ☐ Ice Packs ☐ Bubble Wrap ☐ Styrofoam ☐ Paper ☐ None ☐ Other _____

Cooler Temp (°C): #1: 5.4 #2: 4.7 #3: 7.7 #4: 7.1

Section 4	YES	NO	N/A
Was a COC received?	✔		
Are sample IDs present?	✔		
Are sampling dates & times present?	✔		
Is a relinquished signature present?	✔		
Are the tests required clearly indicated on the COC?	✔		
Are custody seals present?		✔	
If custody seals are present, were they intact?			✔
Are all samples sealed in plastic bags? (Recommended for Microbiology samples)	✔		
Did all samples arrive intact? If no, indicate in Section 4 below.	✔		
Did all bottle labels agree with COC? (ID, dates and times)	✔		
Were the samples collected in the correct containers for the required tests?	✔		
Are the containers labeled with the correct preservatives?	✔		
Is there headspace in the VOA vials greater than 5-6 mm in diameter?		✔	
Was a sufficient amount of sample submitted for the requested tests?	✔		

Section 5 Explanations/Comments

Relinquished signature on first page only.

Section 6

For discrepancies, how was the Project Manager notified? ☐ Verbal PM Initials: _____ Date/Time _____

☐ Email (email sent to/on): _____ / _____

Project Manager's response:

Completed By: _____ Date: 8/17/2021

Ranjit Clarke

From: Michelle Carter <mcarter@rinconconsultants.com> on behalf of Michelle Carter
Sent: Wednesday, August 18, 2021 6:42 PM
To: Ranjit K Clarke
Cc: Kiernan Brtalik
Subject: [EXTERNAL] RE: [EXT] MALIBU - Enthalpy Login Summary (449342)
Attachments: IMG_3013.jpg; IMG_3014.jpg

Flag Status: Flagged

Please see the attached signed COCs, page 2 and 3 for 8/17/21.

Thanks Ranijit!

Michelle Carter, Environmental Scientist
Rincon Consultants, Inc.
805-644-4455
805-450-1679 Mobile | 805-947-4856 Direct
mcarter@rinconconsultants.com

RINCON CONSULTANTS, INC.
Environmental Scientists | Planners | Engineers
rinconconsultants.com

Ranked 2021 "Best Environmental Services Firm to Work For" by Zweig Group

---

From: Enthalpy Orange Sample Control <sample.control.orange@enthalpy.com>
Sent: Tuesday, August 17, 2021 11:53 PM
To: Kiernan Brtalik <kbrtalik@rinconconsultants.com>; Michelle Carter <mcarter@rinconconsultants.com>; nnavarro@rinconconsultants.com; Peter Doran <pdoran@rinconconsultants.com>
Subject: [EXT] MALIBU - Enthalpy Login Summary (449342)

CAUTION: This email originated from outside of Rincon Consultants. Be cautious before clicking on any links, or opening any attachments, until you are confident that the content is safe .

Pages 2 and 3 of the COC need to be relinquished by Rincon. Please sign and send back to me at your earliest convenience.

Enthalpy Login Summary for 449342

Project:	MALIBU	**Report To:**	Rincon Consultants - Ventura	**Bill To:**	Rincon Consultants - Ventura
Site:	Annual		180 North Ashwood Ave.		180 North Ashwood Ave.

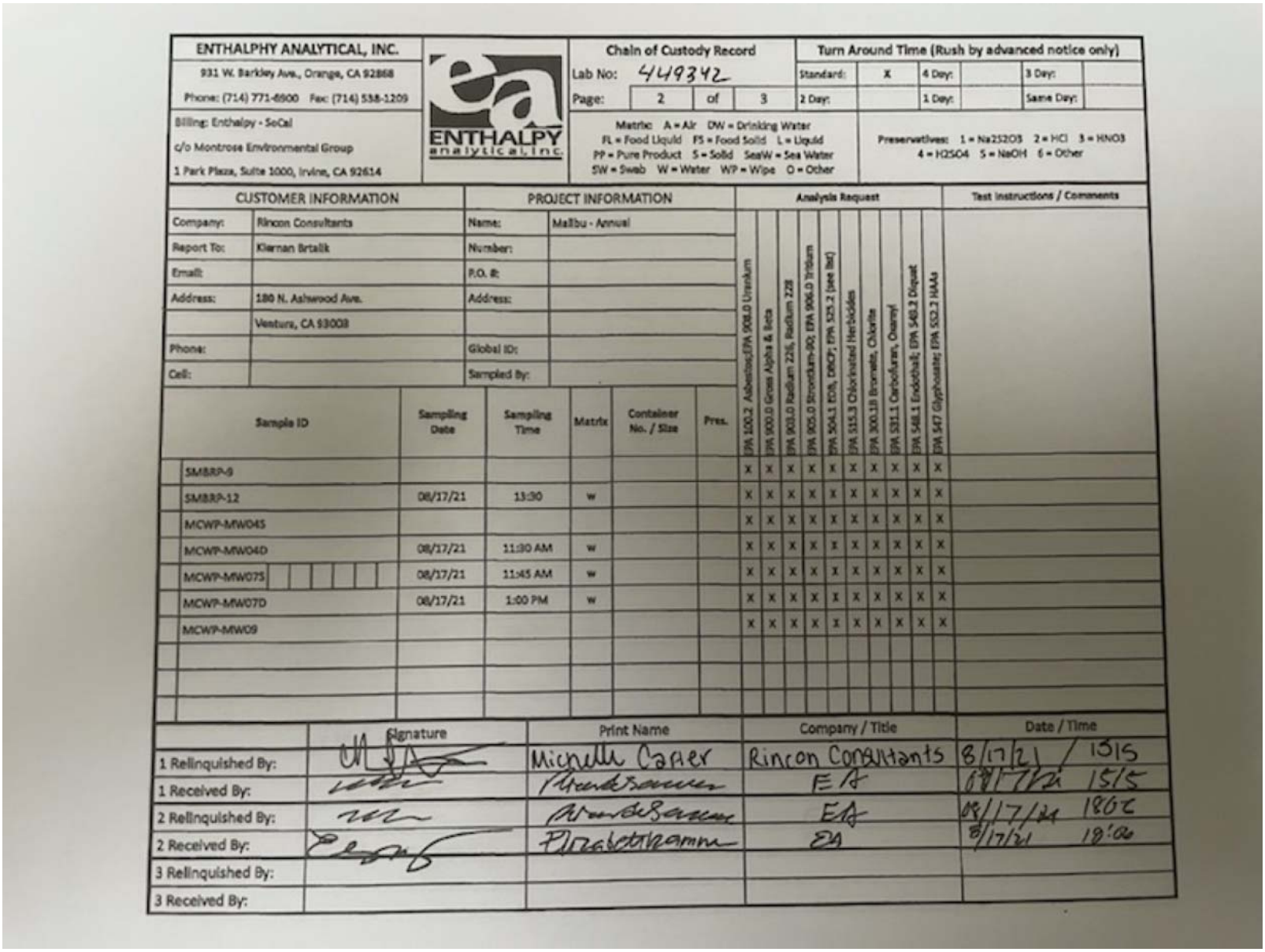

ENTHALPY ANALYTICAL, INC.
931 W. Barkley Ave., Orange, CA 92868
Phone: (714) 771-6900 Fax: (714) 538-1209
Billing: Enthalpy - SoCal
c/o Montrose Environmental Group
1 Park Plaza, Suite 1000, Irvine, CA 92614

ENTHALPY analytical, inc.

Chain of Custody Record
Lab No: 449342
Page: 2 of 3

Matrix: A = Air DW = Drinking Water FL = Food Liquid FS = Food Solid L = Liquid PP = Pure Product S = Solid SeaW = Sea Water SW = Swab W = Water WP = Wipe O = Other

Turn Around Time (Rush by advanced notice only)

Standard:	X	4 Day:		3 Day:	
2 Day:		1 Day:		Same Day:	

Preservatives: 1 = Na2S2O3 2 = HCl 3 = HNO3 4 = H2SO4 5 = NaOH 6 = Other

CUSTOMER INFORMATION		PROJECT INFORMATION	
Company:	Rincon Consultants	Name:	Malibu - Annual
Report To:	Kiernan Brtalik	Number:	
Email:		P.O. #:	
Address:	180 N. Ashwood Ave.	Address:	
	Ventura, CA 93003		
Phone:		Global ID:	
Cell:		Sampled By:	

Sample ID	Sampling Date	Sampling Time	Matrix	Container No. / Size	Pres.	EPA 100.2 Asbestos; EPA 900.0 Uranium	EPA 900.0 Gross Alpha & Beta	EPA 903.0 Radium 226, Radium 228	EPA 905.0 Strontium-90; EPA 906.0 Tritium	EPA 504.1 EDB, DBCP; EPA 525.2 (see list)	EPA 515.3 Chlorinated Herbicides	EPA 300.1B Bromate, Chlorite	EPA 531.1 Carbofuran, Oxamyl	EPA 548.1 Endothall; EPA 549.2 Diquat	EPA 547 Glyphosate; EPA 552.2 HAAs	Test Instructions / Comments
SMBRP-9						X	X	X	X	X	X	X	X	X	X	
SMBRP-12	08/17/21	13:30	w			X	X	X	X	X	X	X	X	X	X	
MCWP-MW04S						X	X	X	X	X	X	X	X	X	X	
MCWP-MW04D	08/17/21	11:30 AM	w			X	X	X	X	X	X	X	X	X	X	
MCWP-MW07S	08/17/21	11:45 AM	w			X	X	X	X	X	X	X	X	X	X	
MCWP-MW07D	08/17/21	1:00 PM	w			X	X	X	X	X	X	X	X	X	X	
MCWP-MW09						X	X	X	X	X	X	X	X	X	X	

	Signature	Print Name	Company / Title	Date / Time
1 Relinquished By:		Michelle Carter	Rincon Consultants	8/17/21 / 1515
1 Received By:			EA	8/17/21 1515
2 Relinquished By:			EA	08/17/21 1800
2 Received By:			EA	8/17/21 18:00
3 Relinquished By:				
3 Received By:				

ENTHALPHY ANALYTICAL, INC.		Chain of Custody Record			Turn Around Time (Rush by advanced notice only)					
931 W. Barkley Ave., Orange, CA 92868	ENTHALPY analytical, inc.	Lab No: 449242			Standard:	X	4 Day:		3 Day:	
Phone: (714) 771-6900 Fax: (714) 538-1209		Page: 3 of 3			2 Day:		1 Day:		Same Day:	
Billing: Enthalpy - SoCal		Matrix: A = Air DW = Drinking Water FL = Food Liquid FS = Food Solid L = Liquid PP = Pure Product S = Solid SeaW = Sea Water SW = Swab W = Water WP = Wipe O = Other			Preservatives: 1 = Na2S2O3 2 = HCl 3 = HNO3 4 = H2SO4 5 = NaOH 6 = Other					
c/o Montrose Environmental Group										
1 Park Plaza, Suite 1000, Irvine, CA 92614										

CUSTOMER INFORMATION		PROJECT INFORMATION	
Company:	Rincon Consultants	Name:	Malibu - Annual
Report To:	Kiernan Brtalik	Number:	
Email:		P.O. #:	
Address:	180 N. Ashwood Ave.	Address:	
	Ventura, CA 93003		
Phone:		Global ID:	
Cell:		Sampled By:	

Sample ID	Sampling Date	Sampling Time	Matrix	Container No. / Size	Pres.	EPA 1694M-ESI+/TIS-/APCI (see list)	EPA 508 Pest/PCBs	Test Instructions / Comments
SMBRP-9						X	X	
SMBRP-12						X	X	
MCWP-MW04S	08/17/21	1:30 PM	w			X	X	
MCWP-MW04D						X	X	
MCWP-MW07S	08/17/21	11:30 AM	w			X	X	
MCWP-MW07D	08/17/21	11:45 AM	w			X	X	
MCWP-MW09	08/17/21	1:00 PM	w			X	X	

	Signature	Print Name	Company / Title	Date / Time
1 Relinquished By:		Michelle Carter	Rincon Consultants	8/17/21 1515
1 Received By:		Ricardo Sanchez	EA	8/17/21 1515
2 Relinquished By:		Ricardo Sanchez	EA	8/17/21 1808
2 Received By:		Arabella Ramirez	EA	8/17/21 18:06
3 Relinquished By:				
3 Received By:				

ENTHALPY ANALYTICAL

Analysis Results for 449342

Kiernan Brtalik
Rincon Consultants - Ventura
180 North Ashwood Ave.
Ventura, CA 93003

Lab Job #: 449342
Project No: MALIBU
Location: Annual - Partial Report (Enthalpy data + Eurofins data only)
Date Received: 08/17/21

Sample ID: MCWP-MW04S **Lab ID: 449342-001** **Collected: 08/17/21 13:30**
Matrix: Water

449342-001 Analyte	Result	Qual	Units	RL	MDL	DF	Batch	Prepared	Analyzed	Chemist
Method: EPA 200.7 Prep Method: EPA 200.7										
Boron	**2.1**		mg/L	0.050	0.0080	1	272440	08/18/21	08/23/21	KLN
Calcium	**450**		mg/L	0.10	0.021	1	272440	08/18/21	08/18/21	KLN
Iron	**2.8**		mg/L	0.020	0.0066	1	272440	08/18/21	08/18/21	KLN
Magnesium	**250**		mg/L	0.10	0.049	1	272440	08/18/21	08/18/21	KLN
Manganese	**0.66**		mg/L	0.010	0.00061	1	272440	08/18/21	08/18/21	KLN
Potassium	**3.6**		mg/L	0.50	0.18	1	272440	08/18/21	08/18/21	KLN
Sodium	**920**		mg/L	0.50	0.035	1	272440	08/18/21	08/18/21	KLN
Method: EPA 200.8 Prep Method: EPA 200.8										
Aluminum	**1,600**		ug/L	50	16	5	272457	08/18/21	08/31/21	SBW
Antimony	**1.5**	J	ug/L	2.5	0.30	5	272457	08/18/21	08/27/21	SBW
Arsenic	**10**		ug/L	2.0	0.38	1	272457	08/18/21	08/25/21	SBW
Barium	**40**		ug/L	25	1.4	5	272457	08/18/21	08/29/21	SBW
Beryllium	ND		ug/L	2.5	0.25	5	272457	08/18/21	08/29/21	SBW
Cadmium	**1.4**		ug/L	1.0	0.17	5	272457	08/18/21	08/29/21	SBW
Chromium	**5.3**	B	ug/L	5.0	2.4	5	272457	08/18/21	08/31/21	SBW
Copper	**11**		ug/L	0.50	0.050	1	272457	08/18/21	08/25/21	SBW
Lead	**1.6**	J	ug/L	2.5	0.22	5	272457	08/18/21	08/29/21	SBW
Nickel	**20**		ug/L	1.0	0.20	1	272457	08/18/21	08/25/21	SBW
Selenium	**130**		ug/L	2.0	0.27	1	272457	08/18/21	08/25/21	SBW
Silver	**0.50**	J	ug/L	1.0	0.13	5	272457	08/18/21	08/27/21	SBW
Thallium	**1.2**	J	ug/L	5.0	1.2	5	272457	08/18/21	08/29/21	SBW
Zinc	**23**		ug/L	10	4.2	1	272457	08/18/21	08/25/21	SBW
Method: EPA 245.1 Prep Method: METHOD										
Mercury	ND		ug/L	0.20	0.094	1	272763	08/24/21	08/24/21	TNN
Method: EPA 300.0 Prep Method: METHOD										
Chloride	**530**		mg/L	500	50	100	272449	08/17/21 17:19	08/18/21 11:59	JCP
Nitrogen, Nitrite	ND		mg/L	0.10	0.01	1	272449	08/17/21 17:19	08/18/21 09:04	JCP
Nitrogen, Nitrate	**0.55**		mg/L	0.10	0.05	1	272449	08/17/21 17:19	08/18/21 09:04	JCP

Results for any subcontracted analyses are not included in this section.

ENTHALPY ANALYTICAL

Analysis Results for 449342

449342-001 Analyte	Result	Qual	Units	RL	MDL	DF	Batch	Prepared	Analyzed	Chemist
Sulfate	**1,700**		mg/L	100	25	100	272449	08/17/21 17:19	08/18/21 11:59	JCP
Nitrogen, Nitrate/Nitrite	**0.55**		mg/L	0.10		1	272449	08/17/21 17:19	08/18/21 09:04	JCP
Method: EPA 314.0 Prep Method: METHOD										
Perchlorate	**2.8**	J	ug/L	10	2.7	5	272498	08/18/21	08/19/21	JCP
Method: EPA 524.2 Prep Method: METHOD										
2-Chloroethylvinylether	ND		ug/L	50	0.23	1	273128	08/31/21	08/31/21	RAO
Acrolein	ND		ug/L	5.0	3.3	1	272427	08/18/21	08/18/21	TCN
Acrylonitrile	ND		ug/L	2.0	0.7	1	272427	08/18/21	08/18/21	TCN
1,1-Dichloroethene	ND		ug/L	0.50	0.27	1	273055	08/30/21	08/30/21	RAO
Benzene	ND		ug/L	0.50	0.32	1	273055	08/30/21	08/30/21	RAO
Trichloroethene	ND		ug/L	0.50	0.29	1	273055	08/30/21	08/30/21	RAO
Toluene	ND		ug/L	0.50	0.26	1	273055	08/30/21	08/30/21	RAO
Chlorobenzene	ND		ug/L	0.50	0.24	1	273055	08/30/21	08/30/21	RAO
Chloromethane	ND		ug/L	0.50	0.34	1	273055	08/30/21	08/30/21	RAO
Vinyl Chloride	ND		ug/L	0.50	0.30	1	273055	08/30/21	08/30/21	RAO
Bromomethane	ND		ug/L	1.0	0.46	1	273055	08/30/21	08/30/21	RAO
Chloroethane	ND		ug/L	0.50	0.26	1	273055	08/30/21	08/30/21	RAO
Trichlorofluoromethane	ND		ug/L	0.50	0.36	1	273055	08/30/21	08/30/21	RAO
Freon 113	ND		ug/L	0.50	0.36	1	273055	08/30/21	08/30/21	RAO
Methylene Chloride	ND		ug/L	0.50	0.42	1	273055	08/30/21	08/30/21	RAO
MTBE	ND		ug/L	0.50	0.15	1	273128	08/31/21	08/31/21	RAO
trans-1,2-Dichloroethene	ND		ug/L	0.50	0.31	1	273055	08/30/21	08/30/21	RAO
1,1-Dichloroethane	ND		ug/L	0.50	0.26	1	273055	08/30/21	08/30/21	RAO
cis-1,2-Dichloroethene	ND		ug/L	0.50	0.29	1	273055	08/30/21	08/30/21	RAO
Chloroform	ND		ug/L	0.50	0.30	1	273055	08/30/21	08/30/21	RAO
1,1,1-Trichloroethane	ND		ug/L	0.50	0.26	1	273055	08/30/21	08/30/21	RAO
Carbon Tetrachloride	ND		ug/L	0.50	0.30	1	273055	08/30/21	08/30/21	RAO
1,2-Dichloroethane	ND		ug/L	0.50	0.29	1	273055	08/30/21	08/30/21	RAO
1,2-Dichloropropane	ND		ug/L	0.50	0.24	1	273055	08/30/21	08/30/21	RAO
Bromodichloromethane	ND		ug/L	0.50	0.25	1	273055	08/30/21	08/30/21	RAO
cis-1,3-Dichloropropene	ND		ug/L	0.50	0.24	1	273055	08/30/21	08/30/21	RAO
trans-1,3-Dichloropropene	ND		ug/L	0.50	0.18	1	273055	08/30/21	08/30/21	RAO
1,1,2-Trichloroethane	ND		ug/L	0.50	0.35	1	273055	08/30/21	08/30/21	RAO
Tetrachloroethene	ND		ug/L	0.50	0.20	1	273055	08/30/21	08/30/21	RAO
Dibromochloromethane	ND		ug/L	0.50	0.36	1	273055	08/30/21	08/30/21	RAO
Ethylbenzene	ND		ug/L	0.50	0.30	1	273055	08/30/21	08/30/21	RAO
m,p-Xylenes	ND		ug/L	1.0	0.43	1	273055	08/30/21	08/30/21	RAO
Styrene	ND		ug/L	0.50	0.26	1	273055	08/30/21	08/30/21	RAO
Bromoform	ND		ug/L	0.50	0.22	1	273055	08/30/21	08/30/21	RAO
1,1,2,2-Tetrachloroethane	ND		ug/L	0.50	0.30	1	273055	08/30/21	08/30/21	RAO
1,3-Dichlorobenzene	ND		ug/L	0.50	0.31	1	273055	08/30/21	08/30/21	RAO

Results for any subcontracted analyses are not included in this section.

ENTHALPY ANALYTICAL

Analysis Results for 449342

449342-001 Analyte	Result	Qual	Units	RL	MDL	DF	Batch	Prepared	Analyzed	Chemist
1,4-Dichlorobenzene	ND		ug/L	0.50	0.26	1	273055	08/30/21	08/30/21	RAO
1,2-Dichlorobenzene	ND		ug/L	0.50	0.29	1	273055	08/30/21	08/30/21	RAO
1,2,4-Trichlorobenzene	ND		ug/L	0.50	0.20	1	273055	08/30/21	08/30/21	RAO
Surrogates				**Limits**						
Bromofluorobenzene	99%		%REC	70-140	0.83	1	273055	08/30/21	08/30/21	RAO
1,2-Dichloroethane-d4	85%		%REC	70-140	3.0	1	273055	08/30/21	08/30/21	RAO
Dibromofluoromethane	114%		%REC	70-140		1	273055	08/30/21	08/30/21	RAO
Toluene-d8	103%		%REC	70-140	0.35	1	273055	08/30/21	08/30/21	RAO
Method: SM 2150B										
Odor	ND		TON	1.0		1	272432	08/17/21 18:30	08/17/21 18:30	WWC
Method: SM 2330B										
CCPP	**1.1**		SU			1	273191	09/01/21	09/01/21	SLL
Method: SM 4500-CL-G										
Chlorine, Total Residual	ND	H	mg/L	0.10	0.042	1	272489	08/18/21 14:59	08/18/21 14:59	WWC
Method: SM 4500-CN-E Prep Method: METHOD										
Cyanide	ND		mg/L	0.010	0.0022	1	272831	08/25/21	08/25/21	ATP
Method: SM 4500-F-C										
Fluoride	**0.65**		mg/L	0.10	0.010	1	272549	08/30/21	08/30/21	LVL
Method: SM 4500-H+ B										
pH	**7.61**	H	SU			1	272480	08/18/21 12:50	08/18/21 12:50	WWC
Temperature	**12.50**	H	deg C	1.00		1	272480	08/18/21 12:50	08/18/21 12:50	WWC
Method: SM 4500-NH3-G										
Ammonia-N	**0.063**	J	mg/L	0.10	0.010	1	272710	08/24/21	08/24/21	ATP
Nitrogen, Total Kjeldahl	**1.2**	B	mg/L	0.40	0.030	1	272502	08/19/21	08/19/21	ATP
Method: SM 4500-P-B5-E										
Phosphorus	**0.58**		mg/L	0.020	0.010	1	272505	08/18/21	08/18/21	ATP
Method: SM 5310B										
Total Organic Carbon	**7.9**		mg/L	1.0	0.18	1	272584	08/19/21	08/19/21	ATP
Method: SM 9223Bb										
Fecal Coliform	**2.0**		MPN/100ml	1.0		1	272456	08/17/21 18:05	08/18/21 16:50	CCO
Coliform, Total	**440**		MPN/100ml	1.0		1	272456	08/17/21 18:05	08/18/21 16:50	CCO
Method: SM2120B										
Color	**35**		ColorUnits	5		1	272431	08/17/21 18:30	08/17/21 18:30	WWC
Method: SM2130B										
Turbidity	**1.7**		NTU	0.10	0.07	1	272433	08/17/21 18:30	08/17/21 18:30	WWC

Results for any subcontracted analyses are not included in this section.

ENTHALPY ANALYTICAL

Analysis Results for 449342

449342-001 Analyte	Result	Qual	Units	RL	MDL	DF	Batch	Prepared	Analyzed	Chemist
Method: SM2320B Prep Method: METHOD										
Bicarbonate	**680**		mg/L	50		10	272753	08/24/21	08/24/21	MMP
Carbonate	ND		mg/L	50		10	272753	08/24/21	08/24/21	MMP
Hydroxide	ND		mg/L	50		10	272753	08/24/21	08/24/21	MMP
Alkalinity, Total as CaCO3	**560**		mg/L	50		10	272753	08/24/21	08/24/21	MMP
Method: SM2540C Prep Method: METHOD										
Total Dissolved Solids	**5,800**		mg/L	20		2	272532	08/19/21	08/20/21	WWC
Method: SM2540D Prep Method: METHOD										
Total Suspended Solids	**76**		mg/L	0.7		1.3	272613	08/19/21	08/19/21	ATP
Method: SM5540C										
Surfactants (MBAS)	**0.071**		mg/L	0.040	0.027	1	272534	08/18/21 08:00	08/18/21 17:08	ATP

Results for any subcontracted analyses are not included in this section.

ENTHALPY ANALYTICAL

Analysis Results for 449342

Sample ID: MCWP-MW07S	Lab ID: 449342-002	Collected: 08/17/21 11:30
	Matrix: Water	

449342-002 Analyte	Result	Qual	Units	RL	MDL	DF	Batch	Prepared	Analyzed	Chemist
Method: EPA 200.7 Prep Method: EPA 200.7										
Boron	**0.35**		mg/L	0.050	0.0080	1	273197	09/01/21	09/01/21	KLN
Calcium	**100**		mg/L	0.10	0.021	1	272441	08/18/21	08/18/21	KLN
Iron	**15**		mg/L	0.020	0.0066	1	272441	08/18/21	08/18/21	KLN
Magnesium	**90**		mg/L	0.10	0.049	1	272441	08/18/21	08/18/21	KLN
Manganese	**0.70**		mg/L	0.010	0.00061	1	272441	08/18/21	08/18/21	KLN
Potassium	**7.1**		mg/L	0.50	0.18	1	273197	09/01/21	09/01/21	KLN
Sodium	**200**		mg/L	0.50	0.035	1	272441	08/18/21	08/18/21	KLN
Method: EPA 200.8 Prep Method: EPA 200.8										
Aluminum	**7,500**		ug/L	50	16	5	272457	08/18/21	08/31/21	SBW
Antimony	**0.38**	B,J	ug/L	2.5	0.30	5	272457	08/18/21	08/27/21	SBW
Arsenic	ND		ug/L	2.0	0.38	1	272457	08/18/21	08/25/21	SBW
Barium	**120**		ug/L	25	1.4	5	272457	08/18/21	08/29/21	SBW
Beryllium	**0.33**	J	ug/L	2.5	0.25	5	272457	08/18/21	08/31/21	SBW
Cadmium	**0.31**	J	ug/L	1.0	0.17	5	272457	08/18/21	08/27/21	SBW
Chromium	**22**		ug/L	5.0	2.4	5	272457	08/18/21	08/29/21	SBW
Copper	**11**		ug/L	0.50	0.050	1	272457	08/18/21	08/25/21	SBW
Lead	**3.9**		ug/L	2.5	0.22	5	272457	08/18/21	08/29/21	SBW
Nickel	**23**		ug/L	1.0	0.20	1	272457	08/18/21	08/25/21	SBW
Selenium	**3.1**		ug/L	2.0	0.27	1	272457	08/18/21	08/25/21	SBW
Silver	**0.20**	B,J	ug/L	1.0	0.13	5	272457	08/18/21	08/27/21	SBW
Thallium	ND		ug/L	5.0	1.2	5	272457	08/18/21	08/29/21	SBW
Zinc	**27**		ug/L	10	4.2	1	272457	08/18/21	08/25/21	SBW
Method: EPA 245.1 Prep Method: METHOD										
Mercury	ND		ug/L	0.20	0.094	1	272763	08/24/21	08/24/21	TNN
Method: EPA 300.0 Prep Method: METHOD										
Chloride	**210**		mg/L	50	5.0	10	272449	08/17/21 17:19	08/18/21 12:21	JCP
Nitrogen, Nitrite	ND		mg/L	0.10	0.01	1	272449	08/17/21 17:19	08/18/21 09:26	JCP
Nitrogen, Nitrate	**4.2**		mg/L	0.10	0.05	1	272449	08/17/21 17:19	08/18/21 09:26	JCP
Sulfate	**260**		mg/L	10	2.5	10	272449	08/17/21 17:19	08/18/21 12:21	JCP
Nitrogen, Nitrate/Nitrite	**4.2**		mg/L	0.10		1	272449	08/17/21 17:19	08/18/21 09:26	JCP
Method: EPA 314.0 Prep Method: METHOD										
Perchlorate	ND		ug/L	2.0	0.53	1	272498	08/18/21	08/19/21	JCP
Method: EPA 524.2 Prep Method: METHOD										
2-Chloroethylvinylether	ND		ug/L	50	0.23	1	273128	08/31/21	08/31/21	RAO
Acrolein	ND		ug/L	5.0	3.3	1	272427	08/18/21	08/18/21	TCN

Results for any subcontracted analyses are not included in this section.

ENTHALPY ANALYTICAL

Analysis Results for 449342

449342-002 Analyte	Result	Qual	Units	RL	MDL	DF	Batch	Prepared	Analyzed	Chemist
Acrylonitrile	ND		ug/L	2.0	0.7	1	272427	08/18/21	08/18/21	TCN
1,1-Dichloroethene	ND		ug/L	0.50	0.27	1	273055	08/30/21	08/30/21	RAO
Benzene	ND		ug/L	0.50	0.32	1	273055	08/30/21	08/30/21	RAO
Trichloroethene	ND		ug/L	0.50	0.29	1	273055	08/30/21	08/30/21	RAO
Toluene	ND		ug/L	0.50	0.26	1	273055	08/30/21	08/30/21	RAO
Chlorobenzene	ND		ug/L	0.50	0.24	1	273055	08/30/21	08/30/21	RAO
Chloromethane	ND		ug/L	0.50	0.34	1	273055	08/30/21	08/30/21	RAO
Vinyl Chloride	ND		ug/L	0.50	0.30	1	273055	08/30/21	08/30/21	RAO
Bromomethane	ND		ug/L	1.0	0.46	1	273055	08/30/21	08/30/21	RAO
Chloroethane	ND		ug/L	0.50	0.26	1	273055	08/30/21	08/30/21	RAO
Trichlorofluoromethane	ND		ug/L	0.50	0.36	1	273055	08/30/21	08/30/21	RAO
Freon 113	ND		ug/L	0.50	0.36	1	273055	08/30/21	08/30/21	RAO
Methylene Chloride	**0.86**	B	ug/L	0.50	0.20	1	273128	08/31/21	08/31/21	RAO
MTBE	ND		ug/L	0.50	0.15	1	273128	08/31/21	08/31/21	RAO
trans-1,2-Dichloroethene	ND		ug/L	0.50	0.31	1	273055	08/30/21	08/30/21	RAO
1,1-Dichloroethane	ND		ug/L	0.50	0.26	1	273055	08/30/21	08/30/21	RAO
cis-1,2-Dichloroethene	**0.25**	J	ug/L	0.50	0.067	1	273128	08/31/21	08/31/21	RAO
Chloroform	ND		ug/L	0.50	0.30	1	273055	08/30/21	08/30/21	RAO
1,1,1-Trichloroethane	ND		ug/L	0.50	0.26	1	273055	08/30/21	08/30/21	RAO
Carbon Tetrachloride	ND		ug/L	0.50	0.30	1	273055	08/30/21	08/30/21	RAO
1,2-Dichloroethane	ND		ug/L	0.50	0.29	1	273055	08/30/21	08/30/21	RAO
1,2-Dichloropropane	ND		ug/L	0.50	0.24	1	273055	08/30/21	08/30/21	RAO
Bromodichloromethane	ND		ug/L	0.50	0.25	1	273055	08/30/21	08/30/21	RAO
cis-1,3-Dichloropropene	ND		ug/L	0.50	0.24	1	273055	08/30/21	08/30/21	RAO
trans-1,3-Dichloropropene	ND		ug/L	0.50	0.18	1	273055	08/30/21	08/30/21	RAO
1,1,2-Trichloroethane	ND		ug/L	0.50	0.35	1	273055	08/30/21	08/30/21	RAO
Tetrachloroethene	ND		ug/L	0.50	0.20	1	273055	08/30/21	08/30/21	RAO
Dibromochloromethane	ND		ug/L	0.50	0.36	1	273055	08/30/21	08/30/21	RAO
Ethylbenzene	ND		ug/L	0.50	0.30	1	273055	08/30/21	08/30/21	RAO
m,p-Xylenes	ND		ug/L	1.0	0.43	1	273055	08/30/21	08/30/21	RAO
Styrene	ND		ug/L	0.50	0.26	1	273055	08/30/21	08/30/21	RAO
Bromoform	ND		ug/L	0.50	0.22	1	273055	08/30/21	08/30/21	RAO
1,1,2,2-Tetrachloroethane	ND		ug/L	0.50	0.30	1	273055	08/30/21	08/30/21	RAO
1,3-Dichlorobenzene	ND		ug/L	0.50	0.31	1	273055	08/30/21	08/30/21	RAO
1,4-Dichlorobenzene	ND		ug/L	0.50	0.26	1	273055	08/30/21	08/30/21	RAO
1,2-Dichlorobenzene	ND		ug/L	0.50	0.29	1	273055	08/30/21	08/30/21	RAO
1,2,4-Trichlorobenzene	ND		ug/L	0.50	0.20	1	273055	08/30/21	08/30/21	RAO
Surrogates				**Limits**						
Bromofluorobenzene	98%		%REC	70-140	0.83	1	273055	08/30/21	08/30/21	RAO
1,2-Dichloroethane-d4	84%		%REC	70-140	3.0	1	273055	08/30/21	08/30/21	RAO
Dibromofluoromethane	116%		%REC	70-140		1	273055	08/30/21	08/30/21	RAO
Toluene-d8	103%		%REC	70-140	0.35	1	273055	08/30/21	08/30/21	RAO
Method: SM 2150B										
Odor	ND		TON	1.0		1	272432	08/17/21 18:30	08/17/21 18:30	WWC
Method: SM 2330B										
CCPP	**0.39**		SU			1	273191	09/01/21	09/01/21	SLL

Results for any subcontracted analyses are not included in this section.

ENTHALPY ANALYTICAL

Analysis Results for 449342

449342-002 Analyte	Result	Qual	Units	RL	MDL	DF	Batch	Prepared	Analyzed	Chemist
Method: SM 4500-CL-G										
Chlorine, Total Residual	ND	H	mg/L	0.10	0.042	1	272489	08/18/21 14:59	08/18/21 14:59	WWC
Method: SM 4500-CN-E Prep Method: METHOD										
Cyanide	**0.24**		mg/L	0.010	0.0022	1	272831	08/25/21	08/25/21	ATP
Method: SM 4500-F-C										
Fluoride	**0.47**		mg/L	0.10	0.010	1	272549	08/30/21	08/30/21	LVL
Method: SM 4500-H+ B										
pH	**7.43**	H	SU			1	272480	08/18/21 12:50	08/18/21 12:50	WWC
Temperature	**14.30**	H	deg C	1.00		1	272480	08/18/21 12:50	08/18/21 12:50	WWC
Method: SM 4500-NH3-G										
Ammonia-N	**0.14**		mg/L	0.10	0.010	1	272710	08/24/21	08/24/21	ATP
Nitrogen, Total Kjeldahl	**0.35**	B,J	mg/L	0.40	0.030	1	272502	08/19/21	08/19/21	ATP
Method: SM 4500-P-B5-E										
Phosphorus	**0.37**		mg/L	0.020	0.010	1	272505	08/18/21	08/18/21	ATP
Method: SM 5310B										
Total Organic Carbon	ND		mg/L	1.0	0.18	1	272584	08/19/21	08/19/21	ATP
Method: SM 9223Bb										
Fecal Coliform	**1.0**		MPN/100ml	1.0		1	272456	08/17/21 18:05	08/18/21 16:50	CCO
Coliform, Total	**250**		MPN/100ml	1.0		1	272456	08/17/21 18:05	08/18/21 16:50	CCO
Method: SM2120B										
Color	**25**		ColorUnits	5		1	272431	08/17/21 18:30	08/17/21 18:30	WWC
Method: SM2130B										
Turbidity	**23**		NTU	0.10	0.07	1	272433	08/17/21 18:30	08/17/21 18:30	WWC
Method: SM2320B Prep Method: METHOD										
Bicarbonate	**480**		mg/L	50		10	272753	08/24/21	08/24/21	MMP
Carbonate	ND		mg/L	50		10	272753	08/24/21	08/24/21	MMP
Hydroxide	ND		mg/L	50		10	272753	08/24/21	08/24/21	MMP
Alkalinity, Total as CaCO3	**400**		mg/L	50		10	272753	08/24/21	08/24/21	MMP
Method: SM2540C Prep Method: METHOD										
Total Dissolved Solids	**1,200**		mg/L	20		2	272532	08/19/21	08/20/21	WWC
Method: SM2540D Prep Method: METHOD										
Total Suspended Solids	**31**		mg/L	0.6		1.1	272613	08/19/21	08/19/21	ATP
Method: SM5540C										
Surfactants (MBAS)	**0.28**		mg/L	0.040	0.027	1	272534	08/18/21 08:00	08/18/21 17:08	ATP

Results for any subcontracted analyses are not included in this section.

ENTHALPY ANALYTICAL

Analysis Results for 449342

Sample ID: MCWP-MW07D	Lab ID: 449342-003	Collected: 08/17/21 11:45
	Matrix: Water	

449342-003 Analyte	Result	Qual	Units	RL	MDL	DF	Batch	Prepared	Analyzed	Chemist
Method: EPA 200.7 Prep Method: EPA 200.7										
Boron	**0.22**		mg/L	0.050	0.0080	1	272440	08/18/21	08/23/21	KLN
Calcium	**48**		mg/L	0.10	0.021	1	272440	08/18/21	08/18/21	KLN
Iron	**1.4**		mg/L	0.020	0.0066	1	272440	08/18/21	08/18/21	KLN
Magnesium	**29**		mg/L	0.10	0.049	1	272440	08/18/21	08/18/21	KLN
Manganese	**0.18**		mg/L	0.010	0.00061	1	272440	08/18/21	08/18/21	KLN
Potassium	**3.9**		mg/L	0.50	0.18	1	272440	08/18/21	08/18/21	KLN
Sodium	**89**		mg/L	0.50	0.035	1	272440	08/18/21	08/18/21	KLN
Method: EPA 200.8 Prep Method: EPA 200.8										
Aluminum	**870**		ug/L	50	16	5	272457	08/18/21	08/31/21	SBW
Antimony	**11**		ug/L	2.5	0.30	5	272457	08/18/21	08/29/21	SBW
Arsenic	ND		ug/L	2.0	0.38	1	272457	08/18/21	08/25/21	SBW
Barium	**34**		ug/L	25	1.4	5	272457	08/18/21	08/29/21	SBW
Beryllium	ND		ug/L	2.5	0.25	5	272457	08/18/21	08/31/21	SBW
Cadmium	**0.25**	J	ug/L	1.0	0.17	5	272457	08/18/21	08/29/21	SBW
Chromium	**4.8**	B,J	ug/L	5.0	2.4	5	272457	08/18/21	08/31/21	SBW
Copper	**14**		ug/L	0.50	0.050	1	272457	08/18/21	08/25/21	SBW
Lead	**2.2**	J	ug/L	2.5	0.22	5	272457	08/18/21	08/29/21	SBW
Nickel	**7.1**		ug/L	1.0	0.20	1	272457	08/18/21	08/25/21	SBW
Selenium	**0.99**	J	ug/L	2.0	0.27	1	272457	08/18/21	08/25/21	SBW
Silver	ND		ug/L	1.0	0.13	5	272457	08/18/21	08/29/21	SBW
Thallium	ND		ug/L	5.0	1.2	5	272457	08/18/21	08/29/21	SBW
Zinc	**48**		ug/L	10	4.2	1	272457	08/18/21	08/25/21	SBW
Method: EPA 245.1 Prep Method: METHOD										
Mercury	ND		ug/L	0.20	0.094	1	272763	08/24/21	08/24/21	TNN
Method: EPA 300.0 Prep Method: METHOD										
Chloride	**180**		mg/L	5.0	0.50	1	272449	08/17/21 17:19	08/18/21 09:48	JCP
Nitrogen, Nitrite	ND		mg/L	0.10	0.01	1	272449	08/17/21 17:19	08/18/21 09:48	JCP
Nitrogen, Nitrate	ND		mg/L	0.10	0.05	1	272449	08/17/21 17:19	08/18/21 09:48	JCP
Sulfate	**160**		mg/L	10	2.5	10	272449	08/17/21 17:19	08/18/21 12:43	JCP
Nitrogen, Nitrate/Nitrite	ND		mg/L	0.10		1	272449	08/17/21 17:19	08/18/21 09:48	JCP
Method: EPA 314.0 Prep Method: METHOD										
Perchlorate	ND		ug/L	2.0	0.53	1	272498	08/18/21	08/19/21	JCP
Method: EPA 524.2 Prep Method: METHOD										
2-Chloroethylvinylether	ND		ug/L	50	0.23	1	273128	08/31/21	08/31/21	RAO
Acrolein	ND		ug/L	5.0	3.3	1	272427	08/18/21	08/18/21	TCN

Results for any subcontracted analyses are not included in this section.

ENTHALPY ANALYTICAL

Analysis Results for 449342

449342-003 Analyte	Result	Qual	Units	RL	MDL	DF	Batch	Prepared	Analyzed	Chemist
Acrylonitrile	ND		ug/L	2.0	0.7	1	272427	08/18/21	08/18/21	TCN
1,1-Dichloroethene	ND		ug/L	0.50	0.27	1	273055	08/30/21	08/30/21	RAO
Benzene	ND		ug/L	0.50	0.32	1	273055	08/30/21	08/30/21	RAO
Trichloroethene	ND		ug/L	0.50	0.29	1	273055	08/30/21	08/30/21	RAO
Toluene	ND		ug/L	0.50	0.26	1	273055	08/30/21	08/30/21	RAO
Chlorobenzene	ND		ug/L	0.50	0.24	1	273055	08/30/21	08/30/21	RAO
Chloromethane	ND		ug/L	0.50	0.34	1	273055	08/30/21	08/30/21	RAO
Vinyl Chloride	ND		ug/L	0.50	0.30	1	273055	08/30/21	08/30/21	RAO
Bromomethane	ND		ug/L	1.0	0.46	1	273055	08/30/21	08/30/21	RAO
Chloroethane	ND		ug/L	0.50	0.26	1	273055	08/30/21	08/30/21	RAO
Trichlorofluoromethane	ND		ug/L	0.50	0.36	1	273055	08/30/21	08/30/21	RAO
Freon 113	ND		ug/L	0.50	0.36	1	273055	08/30/21	08/30/21	RAO
Methylene Chloride	ND		ug/L	0.50	0.42	1	273055	08/30/21	08/30/21	RAO
MTBE	ND		ug/L	0.50	0.15	1	273128	08/31/21	08/31/21	RAO
trans-1,2-Dichloroethene	ND		ug/L	0.50	0.31	1	273055	08/30/21	08/30/21	RAO
1,1-Dichloroethane	ND		ug/L	0.50	0.26	1	273055	08/30/21	08/30/21	RAO
cis-1,2-Dichloroethene	ND		ug/L	0.50	0.29	1	273055	08/30/21	08/30/21	RAO
Chloroform	**0.14**	J	ug/L	0.50	0.13	1	273128	08/31/21	08/31/21	RAO
1,1,1-Trichloroethane	ND		ug/L	0.50	0.26	1	273055	08/30/21	08/30/21	RAO
Carbon Tetrachloride	ND		ug/L	0.50	0.30	1	273055	08/30/21	08/30/21	RAO
1,2-Dichloroethane	ND		ug/L	0.50	0.29	1	273055	08/30/21	08/30/21	RAO
1,2-Dichloropropane	ND		ug/L	0.50	0.24	1	273055	08/30/21	08/30/21	RAO
Bromodichloromethane	ND		ug/L	0.50	0.25	1	273055	08/30/21	08/30/21	RAO
cis-1,3-Dichloropropene	ND		ug/L	0.50	0.24	1	273055	08/30/21	08/30/21	RAO
trans-1,3-Dichloropropene	ND		ug/L	0.50	0.18	1	273055	08/30/21	08/30/21	RAO
1,1,2-Trichloroethane	ND		ug/L	0.50	0.35	1	273055	08/30/21	08/30/21	RAO
Tetrachloroethene	ND		ug/L	0.50	0.20	1	273055	08/30/21	08/30/21	RAO
Dibromochloromethane	ND		ug/L	0.50	0.36	1	273055	08/30/21	08/30/21	RAO
Ethylbenzene	ND		ug/L	0.50	0.30	1	273055	08/30/21	08/30/21	RAO
m,p-Xylenes	ND		ug/L	1.0	0.43	1	273055	08/30/21	08/30/21	RAO
Styrene	ND		ug/L	0.50	0.26	1	273055	08/30/21	08/30/21	RAO
Bromoform	ND		ug/L	0.50	0.22	1	273055	08/30/21	08/30/21	RAO
1,1,2,2-Tetrachloroethane	ND		ug/L	0.50	0.30	1	273055	08/30/21	08/30/21	RAO
1,3-Dichlorobenzene	ND		ug/L	0.50	0.31	1	273055	08/30/21	08/30/21	RAO
1,4-Dichlorobenzene	ND		ug/L	0.50	0.26	1	273055	08/30/21	08/30/21	RAO
1,2-Dichlorobenzene	ND		ug/L	0.50	0.29	1	273055	08/30/21	08/30/21	RAO
1,2,4-Trichlorobenzene	ND		ug/L	0.50	0.20	1	273055	08/30/21	08/30/21	RAO
Surrogates				**Limits**						
Bromofluorobenzene	99%		%REC	70-140	0.83	1	273055	08/30/21	08/30/21	RAO
1,2-Dichloroethane-d4	91%		%REC	70-140	3.0	1	273055	08/30/21	08/30/21	RAO
Dibromofluoromethane	117%		%REC	70-140		1	273055	08/30/21	08/30/21	RAO
Toluene-d8	101%		%REC	70-140	0.35	1	273055	08/30/21	08/30/21	RAO
Method: SM 2150B										
Odor	ND		TON	1.0		1	272432	08/17/21 18:30	08/17/21 18:30	WWC
Method: SM 2330B										
CCPP	**-0.59**		SU			1	273191	09/01/21	09/01/21	SLL

Results for any subcontracted analyses are not included in this section.

ENTHALPY ANALYTICAL

Analysis Results for 449342

449342-003 Analyte	Result	Qual	Units	RL	MDL	DF	Batch	Prepared	Analyzed	Chemist
Method: SM 4500-CL-G										
Chlorine, Total Residual	ND	H	mg/L	0.10	0.042	1	272489	08/18/21 14:59	08/18/21 14:59	WWC
Method: SM 4500-CN-E Prep Method: METHOD										
Cyanide	**0.010**		mg/L	0.010	0.0022	1	272831	08/25/21	08/25/21	ATP
Method: SM 4500-F-C										
Fluoride	**0.43**		mg/L	0.10	0.010	1	272549	08/30/21	08/30/21	LVL
Method: SM 4500-H+ B										
pH	**7.43**	H	SU			1	272480	08/18/21 12:50	08/18/21 12:50	WWC
Temperature	**12.40**	H	deg C	1.00		1	272480	08/18/21 12:50	08/18/21 12:50	WWC
Method: SM 4500-NH3-G										
Ammonia-N	**0.49**		mg/L	0.10	0.010	1	272710	08/24/21	08/24/21	ATP
Nitrogen, Total Kjeldahl	**1.3**		mg/L	0.40	0.030	1	272502	08/19/21	08/19/21	ATP
Method: SM 4500-P-B5-E										
Phosphorus	**0.39**		mg/L	0.020	0.010	1	272505	08/18/21	08/18/21	ATP
Method: SM 5310B										
Total Organic Carbon	**3.1**		mg/L	1.0	0.18	1	272584	08/19/21	08/19/21	ATP
Method: SM 9223Bb										
Fecal Coliform	**3.0**		MPN/100ml	1.0		1	272456	08/17/21 18:05	08/18/21 16:50	CCO
Coliform, Total	**5.2**		MPN/100ml	1.0		1	272456	08/17/21 18:05	08/18/21 16:50	CCO
Method: SM2120B										
Color	**60**		ColorUnits	5		1	272431	08/17/21 18:30	08/17/21 18:30	WWC
Method: SM2130B										
Turbidity	**12**		NTU	0.10	0.07	1	272433	08/17/21 18:30	08/17/21 18:30	WWC
Method: SM2320B Prep Method: METHOD										
Bicarbonate	**100**		mg/L	10		2	272753	08/24/21	08/24/21	MMP
Carbonate	ND		mg/L	10		2	272753	08/24/21	08/24/21	MMP
Hydroxide	ND		mg/L	10		2	272753	08/24/21	08/24/21	MMP
Alkalinity, Total as CaCO3	**85**		mg/L	10		2	272753	08/24/21	08/24/21	MMP
Method: SM2540C Prep Method: METHOD										
Total Dissolved Solids	**670**		mg/L	20		2	272532	08/19/21	08/20/21	WWC
Method: SM2540D Prep Method: METHOD										
Total Suspended Solids	**29**		mg/L	0.6		1.1	272613	08/19/21	08/19/21	ATP
Method: SM5540C										
Surfactants (MBAS)	**4.4**		mg/L	0.20	0.14	5	272534	08/18/21 08:00	08/18/21 17:08	ATP

Results for any subcontracted analyses are not included in this section.

ENTHALPY ANALYTICAL

Analysis Results for 449342

Sample ID: MCWP-MW09	Lab ID: 449342-004	Collected: 08/17/21 13:00
	Matrix: Water	

449342-004 Analyte	Result	Qual	Units	RL	MDL	DF	Batch	Prepared	Analyzed	Chemist
Method: EPA 200.7 Prep Method: EPA 200.7										
Boron	**0.94**		mg/L	0.050	0.0080	1	272440	08/18/21	08/23/21	KLN
Calcium	**150**		mg/L	0.10	0.021	1	272440	08/18/21	08/18/21	KLN
Iron	**0.78**		mg/L	0.020	0.0066	1	272440	08/18/21	08/18/21	KLN
Magnesium	**150**		mg/L	0.10	0.049	1	272440	08/18/21	08/18/21	KLN
Manganese	**0.21**		mg/L	0.010	0.00061	1	272440	08/18/21	08/18/21	KLN
Potassium	**25**		mg/L	0.50	0.18	1	272440	08/18/21	08/18/21	KLN
Sodium	**880**		mg/L	0.50	0.035	1	272440	08/18/21	08/18/21	KLN
Method: EPA 200.8 Prep Method: EPA 200.8										
Aluminum	**81**		ug/L	50	16	5	272457	08/18/21	08/31/21	SBW
Antimony	**0.35**	B,J	ug/L	2.5	0.30	5	272457	08/18/21	08/29/21	SBW
Arsenic	ND		ug/L	2.0	0.38	1	272457	08/18/21	08/25/21	SBW
Barium	**31**		ug/L	25	1.4	5	272457	08/18/21	08/29/21	SBW
Beryllium	ND		ug/L	2.5	0.25	5	272457	08/18/21	08/31/21	SBW
Cadmium	ND		ug/L	1.0	0.17	5	272457	08/18/21	08/29/21	SBW
Chromium	ND		ug/L	5.0	2.4	5	272457	08/18/21	08/31/21	SBW
Copper	**5.9**		ug/L	0.50	0.050	1	272457	08/18/21	08/25/21	SBW
Lead	ND		ug/L	2.5	0.22	5	272457	08/18/21	08/29/21	SBW
Nickel	**4.8**		ug/L	1.0	0.20	1	272457	08/18/21	08/25/21	SBW
Selenium	**17**		ug/L	2.0	0.27	1	272457	08/18/21	08/25/21	SBW
Silver	ND		ug/L	1.0	0.13	5	272457	08/18/21	08/29/21	SBW
Thallium	ND		ug/L	5.0	1.2	5	272457	08/18/21	08/29/21	SBW
Zinc	**35**		ug/L	10	4.2	1	272457	08/18/21	08/25/21	SBW
Method: EPA 245.1 Prep Method: METHOD										
Mercury	ND		ug/L	0.20	0.094	1	272763	08/24/21	08/24/21	TNN
Method: EPA 300.0 Prep Method: METHOD										
Chloride	**1,400**		mg/L	250	25	50	272449	08/17/21 17:19	08/18/21 13:06	JCP
Nitrogen, Nitrite	ND		mg/L	0.10	0.01	1	272449	08/17/21 17:19	08/18/21 10:09	JCP
Nitrogen, Nitrate	ND		mg/L	0.10	0.05	1	272449	08/17/21 17:19	08/18/21 10:09	JCP
Sulfate	**680**		mg/L	50	13	50	272449	08/17/21 17:19	08/18/21 13:06	JCP
Nitrogen, Nitrate/Nitrite	ND		mg/L	0.10		1	272449	08/17/21 17:19	08/18/21 10:09	JCP
Method: EPA 314.0 Prep Method: METHOD										
Perchlorate	ND		ug/L	10	2.7	5	272498	08/18/21	08/19/21	JCP
Method: EPA 524.2 Prep Method: METHOD										
2-Chloroethylvinylether	ND		ug/L	50	0.23	1	273128	08/31/21	08/31/21	RAO
Acrolein	ND		ug/L	5.0	3.3	1	272427	08/18/21	08/18/21	TCN

Results for any subcontracted analyses are not included in this section.

ENTHALPY ANALYTICAL

Analysis Results for 449342

449342-004 Analyte	Result	Qual	Units	RL	MDL	DF	Batch	Prepared	Analyzed	Chemist
Acrylonitrile	ND		ug/L	2.0	0.7	1	272427	08/18/21	08/18/21	TCN
1,1-Dichloroethene	ND		ug/L	0.50	0.27	1	273055	08/30/21	08/30/21	RAO
Benzene	ND		ug/L	0.50	0.32	1	273055	08/30/21	08/30/21	RAO
Trichloroethene	ND		ug/L	0.50	0.29	1	273055	08/30/21	08/30/21	RAO
Toluene	ND		ug/L	0.50	0.26	1	273055	08/30/21	08/30/21	RAO
Chlorobenzene	ND		ug/L	0.50	0.24	1	273055	08/30/21	08/30/21	RAO
Chloromethane	ND		ug/L	0.50	0.34	1	273055	08/30/21	08/30/21	RAO
Vinyl Chloride	ND		ug/L	0.50	0.30	1	273055	08/30/21	08/30/21	RAO
Bromomethane	ND		ug/L	1.0	0.46	1	273055	08/30/21	08/30/21	RAO
Chloroethane	ND		ug/L	0.50	0.26	1	273055	08/30/21	08/30/21	RAO
Trichlorofluoromethane	ND		ug/L	0.50	0.36	1	273055	08/30/21	08/30/21	RAO
Freon 113	ND		ug/L	0.50	0.36	1	273055	08/30/21	08/30/21	RAO
Methylene Chloride	ND		ug/L	0.50	0.42	1	273055	08/30/21	08/30/21	RAO
MTBE	ND		ug/L	0.50	0.15	1	273128	08/31/21	08/31/21	RAO
trans-1,2-Dichloroethene	ND		ug/L	0.50	0.31	1	273055	08/30/21	08/30/21	RAO
1,1-Dichloroethane	ND		ug/L	0.50	0.26	1	273055	08/30/21	08/30/21	RAO
cis-1,2-Dichloroethene	ND		ug/L	0.50	0.29	1	273055	08/30/21	08/30/21	RAO
Chloroform	ND		ug/L	0.50	0.30	1	273055	08/30/21	08/30/21	RAO
1,1,1-Trichloroethane	ND		ug/L	0.50	0.26	1	273055	08/30/21	08/30/21	RAO
Carbon Tetrachloride	ND		ug/L	0.50	0.30	1	273055	08/30/21	08/30/21	RAO
1,2-Dichloroethane	ND		ug/L	0.50	0.29	1	273055	08/30/21	08/30/21	RAO
1,2-Dichloropropane	ND		ug/L	0.50	0.24	1	273055	08/30/21	08/30/21	RAO
Bromodichloromethane	ND		ug/L	0.50	0.25	1	273055	08/30/21	08/30/21	RAO
cis-1,3-Dichloropropene	ND		ug/L	0.50	0.24	1	273055	08/30/21	08/30/21	RAO
trans-1,3-Dichloropropene	ND		ug/L	0.50	0.18	1	273055	08/30/21	08/30/21	RAO
1,1,2-Trichloroethane	ND		ug/L	0.50	0.35	1	273055	08/30/21	08/30/21	RAO
Tetrachloroethene	ND		ug/L	0.50	0.20	1	273055	08/30/21	08/30/21	RAO
Dibromochloromethane	ND		ug/L	0.50	0.36	1	273055	08/30/21	08/30/21	RAO
Ethylbenzene	ND		ug/L	0.50	0.30	1	273055	08/30/21	08/30/21	RAO
m,p-Xylenes	ND		ug/L	1.0	0.43	1	273055	08/30/21	08/30/21	RAO
Styrene	ND		ug/L	0.50	0.26	1	273055	08/30/21	08/30/21	RAO
Bromoform	ND		ug/L	0.50	0.22	1	273055	08/30/21	08/30/21	RAO
1,1,2,2-Tetrachloroethane	ND		ug/L	0.50	0.30	1	273055	08/30/21	08/30/21	RAO
1,3-Dichlorobenzene	ND		ug/L	0.50	0.31	1	273055	08/30/21	08/30/21	RAO
1,4-Dichlorobenzene	ND		ug/L	0.50	0.26	1	273055	08/30/21	08/30/21	RAO
1,2-Dichlorobenzene	ND		ug/L	0.50	0.29	1	273055	08/30/21	08/30/21	RAO
1,2,4-Trichlorobenzene	ND		ug/L	0.50	0.20	1	273055	08/30/21	08/30/21	RAO
Surrogates				**Limits**						
Bromofluorobenzene	103%		%REC	70-140	0.83	1	273055	08/30/21	08/30/21	RAO
1,2-Dichloroethane-d4	95%		%REC	70-140	3.0	1	273055	08/30/21	08/30/21	RAO
Dibromofluoromethane	114%		%REC	70-140		1	273055	08/30/21	08/30/21	RAO
Toluene-d8	103%		%REC	70-140	0.35	1	273055	08/30/21	08/30/21	RAO
Method: SM 2150B										
Odor	ND		TON	1.0		1	272432	08/17/21 18:30	08/17/21 18:30	WWC
Method: SM 2330B										
CCPP	**0.040**		SU			1	273191	09/01/21	09/01/21	SLL

Results for any subcontracted analyses are not included in this section.

ENTHALPY ANALYTICAL

Analysis Results for 449342

449342-004 Analyte	Result	Qual	Units	RL	MDL	DF	Batch	Prepared	Analyzed	Chemist
Method: SM 4500-CL-G										
Chlorine, Total Residual	ND	H	mg/L	0.10	0.042	1	272489	08/18/21 14:59	08/18/21 14:59	WWC
Method: SM 4500-CN-E Prep Method: METHOD										
Cyanide	**0.024**		mg/L	0.010	0.0022	1	272831	08/25/21	08/25/21	ATP
Method: SM 4500-F-C										
Fluoride	**0.46**		mg/L	0.10	0.010	1	272549	08/30/21	08/30/21	LVL
Method: SM 4500-H+ B										
pH	**7.17**	H	SU			1	272480	08/18/21 12:50	08/18/21 12:50	WWC
Temperature	**13.00**	H	deg C	1.00		1	272480	08/18/21 12:50	08/18/21 12:50	WWC
Method: SM 4500-NH3-G										
Ammonia-N	**3.2**		mg/L	0.10	0.010	1	272710	08/24/21	08/24/21	ATP
Nitrogen, Total Kjeldahl	**3.5**		mg/L	0.40	0.030	1	272502	08/19/21	08/19/21	ATP
Method: SM 4500-P-B5-E										
Phosphorus	**0.19**		mg/L	0.020	0.010	1	272505	08/18/21	08/18/21	ATP
Method: SM 5310B										
Total Organic Carbon	ND		mg/L	1.0	0.18	1	272584	08/19/21	08/19/21	ATP
Method: SM 9223Bb										
Fecal Coliform	<1.0		MPN/100ml	1.0		1	272456	08/17/21 18:05	08/18/21 16:50	CCO
Coliform, Total	<1.0		MPN/100ml	1.0		1	272456	08/17/21 18:05	08/18/21 16:50	CCO
Method: SM2120B										
Color	**30**		ColorUnits	5		1	272431	08/17/21 18:30	08/17/21 18:30	WWC
Method: SM2130B										
Turbidity	**3.9**		NTU	0.10	0.07	1	272433	08/17/21 18:30	08/17/21 18:30	WWC
Method: SM2320B Prep Method: METHOD										
Bicarbonate	**370**		mg/L	25		5	272753	08/24/21	08/24/21	MMP
Carbonate	ND		mg/L	25		5	272753	08/24/21	08/24/21	MMP
Hydroxide	ND		mg/L	25		5	272753	08/24/21	08/24/21	MMP
Alkalinity, Total as CaCO3	**300**		mg/L	25		5	272753	08/24/21	08/24/21	MMP
Method: SM2540C Prep Method: METHOD										
Total Dissolved Solids	**3,600**		mg/L	20		2	272532	08/19/21	08/20/21	WWC
Method: SM2540D Prep Method: METHOD										
Total Suspended Solids	**4.3**		mg/L	0.6		1.1	272613	08/19/21	08/19/21	ATP
Method: SM5540C										
Surfactants (MBAS)	**0.052**		mg/L	0.040	0.027	1	272534	08/18/21 08:00	08/18/21 17:08	ATP

< Value is less than indicated concentration
B Contamination found in associated Method Blank
H Holding time was exceeded
J Estimated value
ND Not Detected

Results for any subcontracted analyses are not included in this section.

ENTHALPY ANALYTICAL

Batch QC

Type: Blank	**Lab ID:** QC939420	**Batch:** 272427
Matrix: Water	**Method:** EPA 524.2	**Prep Method:** METHOD

QC939420 Analyte	Result	Qual	Units	RL	MDL	Prepared	Analyzed
Acrolein	ND		ug/L	5.0	3.3	08/18/21	08/18/21
Acrylonitrile	ND		ug/L	2.0	0.7	08/18/21	08/18/21
1,1-Dichloroethene	ND		ug/L	0.50	0.16	08/18/21	08/18/21
Benzene	ND		ug/L	0.50	0.12	08/18/21	08/18/21
Trichloroethene	ND		ug/L	0.50	0.088	08/18/21	08/18/21
Toluene	ND		ug/L	0.50	0.091	08/18/21	08/18/21
Chlorobenzene	ND		ug/L	0.50	0.075	08/18/21	08/18/21
Chloromethane	ND		ug/L	0.50	0.16	08/18/21	08/18/21
Vinyl Chloride	ND		ug/L	0.50	0.076	08/18/21	08/18/21
Bromomethane	ND		ug/L	1.0	0.68	08/18/21	08/18/21
Chloroethane	ND		ug/L	0.50	0.45	08/18/21	08/18/21
Trichlorofluoromethane	ND		ug/L	0.50	0.12	08/18/21	08/18/21
Freon 113	ND		ug/L	0.50	0.35	08/18/21	08/18/21
Methylene Chloride	0.49	J	ug/L	2.0	0.20	08/18/21	08/18/21
MTBE	ND		ug/L	0.50	0.15	08/18/21	08/18/21
trans-1,2-Dichloroethene	ND		ug/L	0.50	0.15	08/18/21	08/18/21
1,1-Dichloroethane	ND		ug/L	0.50	0.091	08/18/21	08/18/21
cis-1,2-Dichloroethene	ND		ug/L	0.50	0.067	08/18/21	08/18/21
Chloroform	ND		ug/L	0.50	0.13	08/18/21	08/18/21
1,1,1-Trichloroethane	ND		ug/L	0.50	0.16	08/18/21	08/18/21
Carbon Tetrachloride	ND		ug/L	0.50	0.11	08/18/21	08/18/21
1,2-Dichloroethane	ND		ug/L	0.50	0.14	08/18/21	08/18/21
1,2-Dichloropropane	ND		ug/L	0.50	0.14	08/18/21	08/18/21
Bromodichloromethane	ND		ug/L	0.50	0.054	08/18/21	08/18/21
cis-1,3-Dichloropropene	ND		ug/L	0.50	0.062	08/18/21	08/18/21
trans-1,3-Dichloropropene	ND		ug/L	0.50	0.099	08/18/21	08/18/21
1,1,2-Trichloroethane	ND		ug/L	0.50	0.16	08/18/21	08/18/21
Tetrachloroethene	ND		ug/L	0.50	0.20	08/18/21	08/18/21
Dibromochloromethane	ND		ug/L	0.50	0.21	08/18/21	08/18/21
Ethylbenzene	ND		ug/L	0.50	0.14	08/18/21	08/18/21
m,p-Xylenes	0.21	J	ug/L	1.0	0.14	08/18/21	08/18/21
Styrene	ND		ug/L	0.50	0.077	08/18/21	08/18/21
Bromoform	ND		ug/L	0.50	0.20	08/18/21	08/18/21
1,1,2,2-Tetrachloroethane	ND		ug/L	0.50	0.13	08/18/21	08/18/21
1,3-Dichlorobenzene	ND		ug/L	0.50	0.12	08/18/21	08/18/21
1,4-Dichlorobenzene	ND		ug/L	0.50	0.12	08/18/21	08/18/21
1,2-Dichlorobenzene	ND		ug/L	0.50	0.15	08/18/21	08/18/21
1,2,4-Trichlorobenzene	ND		ug/L	0.50	0.27	08/18/21	08/18/21
Surrogates				**Limits**			
Bromofluorobenzene	98%		%REC	70-140	1.3	08/18/21	08/18/21
1,2-Dichloroethane-d4	91%		%REC	70-140	2.5	08/18/21	08/18/21
Dibromofluoromethane	94%		%REC	70-140	2.4	08/18/21	08/18/21

ENTHALPY ANALYTICAL

Batch QC

QC939420 Analyte	Result	Qual	Units	RL	MDL	Prepared	Analyzed
Toluene-d8	103%		%REC	70-140	1.2	08/18/21	08/18/21

Type: Lab Control Sample **Lab ID:** QC939421 **Batch:** 272427
Matrix: Water **Method:** EPA 524.2 **Prep Method:** METHOD

QC939421 Analyte	Result	Spiked	Units	Recovery	Qual	Limits
Acrylonitrile	48.18	50.00	ug/L	96%		67-130
1,1-Dichloroethene	50.77	50.00	ug/L	102%		70-135
Benzene	49.63	50.00	ug/L	99%		70-130
Trichloroethene	52.52	50.00	ug/L	105%		70-130
Toluene	51.20	50.00	ug/L	102%		70-130
Chlorobenzene	50.91	50.00	ug/L	102%		70-130
MTBE	49.33	50.00	ug/L	99%		70-130
Surrogates						
Bromofluorobenzene	52.83	50.00	ug/L	106%		70-140
1,2-Dichloroethane-d4	49.18	50.00	ug/L	98%		70-140
Dibromofluoromethane	50.46	50.00	ug/L	101%		70-140
Toluene-d8	50.82	50.00	ug/L	102%		70-140

Type: Lab Control Sample Duplicate **Lab ID:** QC939422 **Batch:** 272427
Matrix: Water **Method:** EPA 524.2 **Prep Method:** METHOD

QC939422 Analyte	Result	Spiked	Units	Recovery	Qual	Limits	RPD	RPD Lim
Acrylonitrile	49.76	50.00	ug/L	100%		67-130	3	43
1,1-Dichloroethene	50.69	50.00	ug/L	101%		70-135	0	30
Benzene	49.93	50.00	ug/L	100%		70-130	1	30
Trichloroethene	51.33	50.00	ug/L	103%		70-130	2	30
Toluene	50.61	50.00	ug/L	101%		70-130	1	30
Chlorobenzene	51.25	50.00	ug/L	103%		70-130	1	30
MTBE	49.07	50.00	ug/L	98%		70-130	1	30
Surrogates								
Bromofluorobenzene	49.80	50.00	ug/L	100%		70-140		
1,2-Dichloroethane-d4	51.42	50.00	ug/L	103%		70-140		
Dibromofluoromethane	51.11	50.00	ug/L	102%		70-140		
Toluene-d8	49.77	50.00	ug/L	100%		70-140		

Type: Sample Duplicate **Lab ID:** QC939439 **Batch:** 272431
Matrix (Source ID): Drinking Water (449329-001) **Method:** SM2120B

QC939439 Analyte	Result	Source Sample Result	Units	Qual	RPD	RPD Lim	DF
Color	ND	ND	ColorUnits			20	1

ENTHALPY ANALYTICAL

Batch QC

Type: Sample Duplicate		**Lab ID:** QC939440	**Batch:** 272432
Matrix (Source ID): Water (449342-001)		**Method:** SM 2150B	

QC939440 Analyte	Result	Source Sample Result	Units	Qual	RPD	RPD Lim	DF
Odor	ND	ND	TON			20	1

Type: Sample Duplicate		**Lab ID:** QC939441	**Batch:** 272433
Matrix (Source ID): Drinking Water (449329-001)		**Method:** SM2130B	

QC939441 Analyte	Result	Source Sample Result	Units	Qual	RPD	RPD Lim	DF
Turbidity	0.1100	0.1140	NTU		4	20	1

Type: Blank	**Lab ID:** QC939456	**Batch:** 272440
Matrix: Water	**Method:** EPA 200.7	**Prep Method:** EPA 200.7

QC939456 Analyte	Result	Qual	Units	RL	MDL	Prepared	Analyzed
Boron	ND		mg/L	0.050	0.0080	08/18/21	08/18/21
Calcium	ND		mg/L	0.10	0.021	08/18/21	08/18/21
Iron	ND		mg/L	0.020	0.0066	08/18/21	08/18/21
Magnesium	ND		mg/L	0.10	0.049	08/18/21	08/18/21
Manganese	ND		mg/L	0.010	0.00061	08/18/21	08/18/21
Potassium	ND		mg/L	0.50	0.18	08/18/21	08/18/21
Sodium	ND		mg/L	0.50	0.035	08/18/21	08/18/21
Selenium	ND		mg/L	0.030	0.0022	08/18/21	08/18/21

Type: Lab Control Sample	**Lab ID:** QC939457	**Batch:** 272440
Matrix: Water	**Method:** EPA 200.7	**Prep Method:** EPA 200.7

QC939457 Analyte	Result	Spiked	Units	Recovery	Qual	Limits
Boron	0.5346	0.5000	mg/L	107%		85-115
Calcium	19.38	18.50	mg/L	105%		85-115
Iron	0.5489	0.5000	mg/L	110%		85-115
Magnesium	19.61	18.50	mg/L	106%		85-115
Manganese	0.5514	0.5000	mg/L	110%		85-115
Potassium	24.75	23.00	mg/L	108%		85-115
Sodium	18.86	18.50	mg/L	102%		85-115
Selenium	0.5262	0.5000	mg/L	105%		85-115

ENTHALPY ANALYTICAL

Batch QC

Type:	Matrix Spike	Lab ID:	QC939458	Batch:	272440
Matrix (Source ID):	Water (449304-001)	Method:	EPA 200.7	Prep Method:	EPA 200.7

QC939458 Analyte	Result	Source Sample Result	Spiked	Units	Recovery	Qual	Limits	DF
Boron	1.088	0.5307	0.5000	mg/L	111%		75-125	1
Calcium	71.12	50.38	19.50	mg/L	106%		75-125	1
Iron	0.6022	0.04365	0.5000	mg/L	112%		75-125	1
Magnesium	41.00	18.91	19.50	mg/L	113%		75-125	1
Manganese	0.6243	0.06405	0.5000	mg/L	112%		75-125	1
Potassium	33.34	6.241	24.00	mg/L	113%		75-125	1
Sodium	323.8	290.6	19.50	mg/L	170%	NM	75-125	1
Selenium	0.5442	ND	0.5000	mg/L	109%		75-125	1

Type:	Matrix Spike Duplicate	Lab ID:	QC939459	Batch:	272440
Matrix (Source ID):	Water (449304-001)	Method:	EPA 200.7	Prep Method:	EPA 200.7

QC939459 Analyte	Result	Source Sample Result	Spiked	Units	Recovery	Qual	Limits	RPD	RPD Lim	DF
Boron	1.060	0.5307	0.5000	mg/L	106%		75-125	3	20	1
Calcium	69.43	50.38	19.50	mg/L	98%		75-125	2	20	1
Iron	0.5959	0.04365	0.5000	mg/L	110%		75-125	1	20	1
Magnesium	40.17	18.91	19.50	mg/L	109%		75-125	2	20	1
Manganese	0.6167	0.06405	0.5000	mg/L	111%		75-125	1	20	1
Potassium	33.11	6.241	24.00	mg/L	112%		75-125	1	20	1
Sodium	314.7	290.6	19.50	mg/L	124%	NM	75-125	3	20	1
Selenium	0.5314	ND	0.5000	mg/L	106%		75-125	2	20	1

Type:	Matrix Spike	Lab ID:	QC939460	Batch:	272440
Matrix (Source ID):	Water (449304-004)	Method:	EPA 200.7	Prep Method:	EPA 200.7

QC939460 Analyte	Result	Source Sample Result	Spiked	Units	Recovery	Qual	Limits	DF
Boron	1.274	0.7392	0.5000	mg/L	107%		75-125	1
Calcium	67.49	49.68	19.50	mg/L	91%		75-125	1
Iron	1.617	1.015	0.5000	mg/L	120%		75-125	1
Magnesium	39.15	19.28	19.50	mg/L	102%		75-125	1
Manganese	0.6034	0.06754	0.5000	mg/L	107%		75-125	1
Potassium	32.02	6.082	24.00	mg/L	108%		75-125	1
Sodium	573.9	572.7	19.50	mg/L	6%	NM	75-125	1
Selenium	0.4602	ND	0.5000	mg/L	92%		75-125	1

ENTHALPY ANALYTICAL

Batch QC

Type:	**Matrix Spike Duplicate**	**Lab ID:**	**QC939461**	**Batch:**	**272440**
Matrix (Source ID):	**Water (449304-004)**	**Method:**	**EPA 200.7**	**Prep Method:**	**EPA 200.7**

QC939461 Analyte	Result	Source Sample Result	Spiked	Units	Recovery	Qual	Limits	RPD	RPD Lim	DF
Boron	1.251	0.7392	0.5000	mg/L	102%		75-125	2	20	1
Calcium	67.32	49.68	19.50	mg/L	90%		75-125	0	20	1
Iron	1.481	1.015	0.5000	mg/L	93%		75-125	9	20	1
Magnesium	38.75	19.28	19.50	mg/L	100%		75-125	1	20	1
Manganese	0.6035	0.06754	0.5000	mg/L	107%		75-125	0	20	1
Potassium	32.33	6.082	24.00	mg/L	109%		75-125	1	20	1
Sodium	563.5	572.7	19.50	mg/L	-47%	NM	75-125	2	20	1
Selenium	0.4953	ND	0.5000	mg/L	99%		75-125	7	20	1

Type:	**Blank**	**Lab ID:**	**QC939463**	**Batch:**	**272441**
Matrix:	**Water**	**Method:**	**EPA 200.7**	**Prep Method:**	**EPA 200.7**

QC939463 Analyte	Result	Qual	Units	RL	MDL	Prepared	Analyzed
Calcium	ND		mg/L	0.10	0.021	08/18/21	08/18/21
Iron	ND		mg/L	0.020	0.0066	08/18/21	08/18/21
Magnesium	ND		mg/L	0.10	0.049	08/18/21	08/18/21
Manganese	ND		mg/L	0.010	0.00061	08/18/21	08/18/21
Sodium	0.077	J	mg/L	0.50	0.035	08/18/21	08/18/21
Selenium	ND		mg/L	0.030	0.0022	08/18/21	08/18/21

Type:	**Lab Control Sample**	**Lab ID:**	**QC939464**	**Batch:**	**272441**
Matrix:	**Water**	**Method:**	**EPA 200.7**	**Prep Method:**	**EPA 200.7**

QC939464 Analyte	Result	Spiked	Units	Recovery	Qual	Limits
Calcium	19.77	18.50	mg/L	107%		85-115
Iron	0.5609	0.5000	mg/L	112%		85-115
Magnesium	20.06	18.50	mg/L	108%		85-115
Manganese	0.5644	0.5000	mg/L	113%		85-115
Sodium	19.24	18.50	mg/L	104%		85-115
Selenium	0.5341	0.5000	mg/L	107%		85-115

ENTHALPY ANALYTICAL

Batch QC

Type:	**Matrix Spike**	**Lab ID:**	**QC939465**	**Batch:**	**272441**
Matrix (Source ID):	**Water (449342-002)**	**Method:**	**EPA 200.7**	**Prep Method:**	**EPA 200.7**

QC939465 Analyte	Result	Source Sample Result	Spiked	Units	Recovery	Qual	Limits	DF
Calcium	115.9	99.66	19.50	mg/L	83%	NM	75-125	1
Iron	15.47	14.67	0.5000	mg/L	160%	NM	75-125	1
Magnesium	107.3	89.98	19.50	mg/L	89%	NM	75-125	1
Manganese	1.221	0.6995	0.5000	mg/L	104%		75-125	1
Sodium	216.7	204.7	19.50	mg/L	62%	NM	75-125	1
Selenium	0.5222	0.003251	0.5000	mg/L	104%		75-125	1

Type:	**Matrix Spike Duplicate**	**Lab ID:**	**QC939466**	**Batch:**	**272441**
Matrix (Source ID):	**Water (449342-002)**	**Method:**	**EPA 200.7**	**Prep Method:**	**EPA 200.7**

QC939466 Analyte	Result	Source Sample Result	Spiked	Units	Recovery	Qual	Limits	RPD	RPD Lim	DF
Calcium	120.2	99.66	19.50	mg/L	105%	NM	75-125	4	20	1
Iron	16.19	14.67	0.5000	mg/L	305%	NM	75-125	5	20	1
Magnesium	111.6	89.98	19.50	mg/L	111%	NM	75-125	4	20	1
Manganese	1.258	0.6995	0.5000	mg/L	112%		75-125	3	20	1
Sodium	225.4	204.7	19.50	mg/L	106%	NM	75-125	4	20	1
Selenium	0.5374	0.003251	0.5000	mg/L	107%		75-125	3	20	1

Type:	**Blank**	**Lab ID:**	**QC939484**	**Batch:**	**272449**
Matrix:	**Drinking Water**	**Method:**	**EPA 300.0**	**Prep Method:**	**METHOD**

QC939484 Analyte	Result	Qual	Units	RL	MDL	Prepared	Analyzed
Chloride	ND		mg/L	5.0	0.50	08/17/21 17:19	08/17/21 19:10
Nitrogen, Nitrite	ND		mg/L	0.10	0.01	08/17/21 17:19	08/17/21 19:10
Nitrogen, Nitrate	ND		mg/L	0.10	0.05	08/17/21 17:19	08/17/21 19:10
Sulfate	ND		mg/L	1.0	0.25	08/17/21 17:19	08/17/21 19:10
Nitrogen, Nitrate/Nitrite	ND		mg/L	0.10		08/17/21 17:19	08/17/21 19:10

Type:	**Lab Control Sample**	**Lab ID:**	**QC939485**	**Batch:**	**272449**
Matrix:	**Drinking Water**	**Method:**	**EPA 300.0**	**Prep Method:**	**METHOD**

QC939485 Analyte	Result	Spiked	Units	Recovery	Qual	Limits
Chloride	96.83	100.0	mg/L	97%		90-110
Nitrogen, Nitrite	8.904	9.134	mg/L	97%		90-110
Nitrogen, Nitrate	8.671	9.036	mg/L	96%		90-110
Sulfate	51.88	50.00	mg/L	104%		90-110

ENTHALPY ANALYTICAL

Batch QC

Type:	**Matrix Spike**	**Lab ID:**	**QC939486**	**Batch:**	**272449**
Matrix (Source ID):	**Water (449226-004)**	**Method:**	**EPA 300.0**	**Prep Method:**	**METHOD**

QC939486 Analyte	Result	Source Sample Result	Spiked	Units	Recovery	Qual	Limits	DF
Chloride	132.3	53.51	100.0	mg/L	79%	*	80-120	10
Nitrogen, Nitrite	8.762	ND	9.134	mg/L	96%		80-120	10
Nitrogen, Nitrate	10.64	2.027	9.036	mg/L	95%		80-120	10
Sulfate	99.47	51.51	50.00	mg/L	96%		80-120	10

Type:	**Matrix Spike Duplicate**	**Lab ID:**	**QC939487**	**Batch:**	**272449**
Matrix (Source ID):	**Water (449226-004)**	**Method:**	**EPA 300.0**	**Prep Method:**	**METHOD**

QC939487 Analyte	Result	Source Sample Result	Spiked	Units	Recovery	Qual	Limits	RPD	RPD Lim	DF
Chloride	132.5	53.51	100.0	mg/L	79%	*	80-120	0	20	10
Nitrogen, Nitrite	8.880	ND	9.134	mg/L	97%		80-120	1	20	10
Nitrogen, Nitrate	10.62	2.027	9.036	mg/L	95%		80-120	0	20	10
Sulfate	100.4	51.51	50.00	mg/L	98%		80-120	1	20	10

Type:	**Blank**	**Lab ID:**	**QC939494**	**Batch:**	**272457**
Matrix:	**Sea Water**	**Method:**	**EPA 200.8**	**Prep Method:**	**EPA 200.8**

QC939494 Analyte	Result	Qual	Units	RL	MDL	Prepared	Analyzed
Aluminum	ND		ug/L	10	3.2	08/18/21	08/31/21
Antimony	ND		ug/L	0.50	0.060	08/18/21	08/31/21
Arsenic	ND		ug/L	2.0	0.38	08/18/21	08/24/21
Barium	ND		ug/L	5.0	0.28	08/18/21	08/29/21
Beryllium	ND		ug/L	0.50	0.050	08/18/21	08/29/21
Cadmium	ND		ug/L	0.20	0.033	08/18/21	08/29/21
Chromium	0.99	J	ug/L	1.0	0.48	08/18/21	08/31/21
Copper	ND		ug/L	0.50	0.050	08/18/21	08/24/21
Lead	ND		ug/L	0.50	0.044	08/18/21	08/29/21
Nickel	ND		ug/L	1.0	0.20	08/18/21	08/24/21
Selenium	ND		ug/L	2.0	0.27	08/18/21	08/29/21
Silver	0.029	J	ug/L	0.20	0.025	08/18/21	08/27/21
Thallium	ND		ug/L	1.0	0.23	08/18/21	08/29/21
Zinc	ND		ug/L	10	4.2	08/18/21	08/24/21

ENTHALPY ANALYTICAL

Batch QC

Type: Lab Control Sample	**Lab ID:** QC939495	**Batch:** 272457
Matrix: Sea Water	**Method:** EPA 200.8	**Prep Method:** EPA 200.8

QC939495 Analyte	Result	Spiked	Units	Recovery	Qual	Limits
Aluminum	53.54	50.00	ug/L	107%		85-115
Antimony	51.79	50.00	ug/L	104%		85-115
Arsenic	50.24	50.00	ug/L	100%		85-115
Barium	52.64	50.00	ug/L	105%		85-115
Beryllium	48.02	50.00	ug/L	96%		85-115
Cadmium	50.99	50.00	ug/L	102%		85-115
Chromium	54.28	50.00	ug/L	109%		85-115
Copper	44.33	50.00	ug/L	89%		85-115
Lead	51.82	50.00	ug/L	104%		85-115
Nickel	51.58	50.00	ug/L	103%		85-115
Selenium	45.22	50.00	ug/L	90%		85-115
Silver	51.89	50.00	ug/L	104%		85-115
Thallium	50.89	50.00	ug/L	102%		85-115
Zinc	56.41	50.00	ug/L	113%		85-115

Type: Matrix Spike	**Lab ID:** QC939496	**Batch:** 272457
Matrix (Source ID): Water (449317-001)	**Method:** EPA 200.8	**Prep Method:** EPA 200.8

QC939496 Analyte	Result	Source Sample Result	Spiked	Units	Recovery	Qual	Limits	DF
Aluminum	55.95	4.633	50.00	ug/L	103%	b	70-130	1
Antimony	52.56	ND	50.00	ug/L	105%		70-130	1
Arsenic	52.03	0.9610	50.00	ug/L	102%		70-130	1
Barium	51.60	0.2940	50.00	ug/L	103%		70-130	1
Beryllium	42.73	ND	50.00	ug/L	85%		70-130	1
Cadmium	50.13	ND	50.00	ug/L	100%		70-130	1
Chromium	57.18	6.715	50.00	ug/L	101%		70-130	1
Copper	44.95	0.2920	50.00	ug/L	89%		70-130	1
Lead	52.02	ND	50.00	ug/L	104%		70-130	1
Nickel	45.24	ND	50.00	ug/L	90%		70-130	1
Selenium	47.08	ND	50.00	ug/L	94%		70-130	1
Silver	51.90	0.02500	50.00	ug/L	104%		70-130	1
Thallium	51.14	ND	50.00	ug/L	102%		70-130	1
Zinc	50.00	ND	50.00	ug/L	100%		70-130	1

ENTHALPY ANALYTICAL

Batch QC

Type:	Matrix Spike Duplicate	Lab ID:	QC939497	Batch:	272457
Matrix (Source ID):	Water (449317-001)	Method:	EPA 200.8	Prep Method:	EPA 200.8

QC939497 Analyte	Result	Source Sample Result	Spiked	Units	Recovery	Qual	Limits	RPD	RPD Lim	DF
Aluminum	56.33	4.633	50.00	ug/L	103%	b	70-130	1	20	1
Antimony	53.33	ND	50.00	ug/L	107%		70-130	1	20	1
Arsenic	52.33	0.9610	50.00	ug/L	103%		70-130	1	20	1
Barium	52.37	0.2940	50.00	ug/L	104%		70-130	1	20	1
Beryllium	43.47	ND	50.00	ug/L	87%		70-130	2	20	1
Cadmium	50.78	ND	50.00	ug/L	102%		70-130	1	20	1
Chromium	58.60	6.715	50.00	ug/L	104%		70-130	2	20	1
Copper	46.43	0.2920	50.00	ug/L	92%		70-130	3	20	1
Lead	52.88	ND	50.00	ug/L	106%		70-130	2	20	1
Nickel	45.92	ND	50.00	ug/L	92%		70-130	1	20	1
Selenium	48.54	ND	50.00	ug/L	97%		70-130	3	20	1
Silver	52.42	0.02500	50.00	ug/L	105%		70-130	1	20	1
Thallium	52.51	ND	50.00	ug/L	105%		70-130	3	20	1
Zinc	52.37	ND	50.00	ug/L	105%		70-130	5	20	1

Type:	Sample Duplicate	Lab ID:	QC939518	Batch:	272480
Matrix (Source ID):	Water (449342-001)	Method:	SM 4500-H+ B		

QC939518 Analyte	Result	Source Sample Result	Units	Qual	RPD	RPD Lim	DF
pH	7.600	7.610	SU		0	20	1
Temperature	12.50	12.50	deg C		0	20	1

Type:	Blank	Lab ID:	QC939539	Batch:	272489
Matrix:	Water	Method:	SM 4500-CL-G		

QC939539 Analyte	Result	Qual	Units	RL	MDL	Prepared	Analyzed
Chlorine, Total Residual	ND		mg/L	0.10	0.042	08/18/21 14:59	08/18/21 14:59

Type:	Lab Control Sample	Lab ID:	QC939540	Batch:	272489
Matrix:	Water	Method:	SM 4500-CL-G		

QC939540 Analyte	Result	Spiked	Units	Recovery	Qual	Limits
Chlorine, Total Residual	1.028	1.000	mg/L	103%		80-120

Batch QC

Type: Sample Duplicate	Lab ID: QC939541	Batch: 272489
Matrix (Source ID): Water (449317-001)	Method: SM 4500-CL-G	

QC939541 Analyte	Result	Source Sample Result	Units	Qual	RPD	RPD Lim	DF
Chlorine, Total Residual	ND	ND	mg/L			20	1

Type: Blank	Lab ID: QC939565	Batch: 272498
Matrix: Water	Method: EPA 314.0	Prep Method: METHOD

QC939565 Analyte	Result	Qual	Units	RL	MDL	Prepared	Analyzed
Perchlorate	ND		ug/L	2.0	0.53	08/18/21	08/19/21

Type: Lab Control Sample	Lab ID: QC939566	Batch: 272498
Matrix: Water	Method: EPA 314.0	Prep Method: METHOD

QC939566 Analyte	Result	Spiked	Units	Recovery	Qual	Limits
Perchlorate	48.30	50.00	ug/L	97%		85-115

Type: Matrix Spike	Lab ID: QC939567	Batch: 272498
Matrix (Source ID): Water (449342-003)	Method: EPA 314.0	Prep Method: METHOD

QC939567 Analyte	Result	Source Sample Result	Spiked	Units	Recovery	Qual	Limits	DF
Perchlorate	50.42	ND	50.00	ug/L	101%		80-120	1

Type: Matrix Spike Duplicate	Lab ID: QC939568	Batch: 272498
Matrix (Source ID): Water (449342-003)	Method: EPA 314.0	Prep Method: METHOD

QC939568 Analyte	Result	Source Sample Result	Spiked	Units	Recovery	Qual	Limits	RPD	RPD Lim	DF
Perchlorate	49.19	ND	50.00	ug/L	98%		80-120	2	15	1

Type: Blank	Lab ID: QC939583	Batch: 272502
Matrix: Water	Method: SM 4500-NH3-G	

QC939583 Analyte	Result	Qual	Units	RL	MDL	Prepared	Analyzed
Nitrogen, Total Kjeldahl	0.12	J	mg/L	0.20	0.015	08/19/21	08/19/21

ENTHALPY ANALYTICAL

Batch QC

Type: Lab Control Sample **Lab ID:** QC939584 **Batch:** 272502
Matrix: Water **Method:** SM 4500-NH3-G

QC939584 Analyte	Result	Spiked	Units	Recovery	Qual	Limits
Nitrogen, Total Kjeldahl	2.297	2.500	mg/L	92%		80-120

Type: Matrix Spike **Lab ID:** QC939585 **Batch:** 272502
Matrix (Source ID): Water (449096-001) **Method:** SM 4500-NH3-G

QC939585 Analyte	Result	Source Sample Result	Spiked	Units	Recovery	Qual	Limits	DF
Nitrogen, Total Kjeldahl	13.68	1.298	12.50	mg/L	99%		80-120	2.5

Type: Matrix Spike Duplicate **Lab ID:** QC939586 **Batch:** 272502
Matrix (Source ID): Water (449096-001) **Method:** SM 4500-NH3-G

QC939586 Analyte	Result	Source Sample Result	Spiked	Units	Recovery	Qual	Limits	RPD	RPD Lim	DF
Nitrogen, Total Kjeldahl	14.82	1.298	12.50	mg/L	108%		80-120	8	20	2.5

Type: Blank **Lab ID:** QC939595 **Batch:** 272505
Matrix: Water **Method:** SM 4500-P-B5-E

QC939595 Analyte	Result	Qual	Units	RL	MDL	Prepared	Analyzed
Phosphorus	ND		mg/L	0.020	0.010	08/18/21	08/18/21

Type: Lab Control Sample **Lab ID:** QC939596 **Batch:** 272505
Matrix: Water **Method:** SM 4500-P-B5-E

QC939596 Analyte	Result	Spiked	Units	Recovery	Qual	Limits
Phosphorus	0.3770	0.4000	mg/L	94%		80-120

Type: Matrix Spike **Lab ID:** QC939597 **Batch:** 272505
Matrix (Source ID): Water (449116-002) **Method:** SM 4500-P-B5-E

QC939597 Analyte	Result	Source Sample Result	Spiked	Units	Recovery	Qual	Limits	DF
Phosphorus	1.330	0.3730	1.000	mg/L	96%		75-125	2.5

ENTHALPY ANALYTICAL

Batch QC

Type:	**Matrix Spike Duplicate**	**Lab ID:**	**QC939598**	**Batch:**	**272505**
Matrix (Source ID):	**Water (449116-002)**	**Method:**	**SM 4500-P-B5-E**		

QC939598 Analyte	Result	Source Sample Result	Spiked	Units	Recovery	Qual	Limits	RPD	RPD Lim	DF
Phosphorus	1.343	0.3730	1.000	mg/L	97%		75-125	1	20	2.5

Type:	**Blank**	**Lab ID:**	**QC939698**	**Batch:**	**272532**
Matrix:	**Water**	**Method:**	**SM2540C**	**Prep Method:**	**METHOD**

QC939698 Analyte	Result	Qual	Units	RL	MDL	Prepared	Analyzed
Total Dissolved Solids	ND		mg/L	10		08/19/21	08/20/21

Type:	**Lab Control Sample**	**Lab ID:**	**QC939699**	**Batch:**	**272532**
Matrix:	**Water**	**Method:**	**SM2540C**	**Prep Method:**	**METHOD**

QC939699 Analyte	Result	Spiked	Units	Recovery	Qual	Limits
Total Dissolved Solids	102.0	100.0	mg/L	102%		90-110

Type:	**Sample Duplicate**	**Lab ID:**	**QC939700**	**Batch:**	**272532**
Matrix (Source ID):	**Water (449342-004)**	**Method:**	**SM2540C**	**Prep Method:**	**METHOD**

QC939700 Analyte	Result	Source Sample Result	Units	Qual	RPD	RPD Lim	DF
Total Dissolved Solids	3,742	3618	mg/L		3	5	2

Type:	**Blank**	**Lab ID:**	**QC939704**	**Batch:**	**272534**
Matrix:	**Water**	**Method:**	**SM5540C**		

QC939704 Analyte	Result	Qual	Units	RL	MDL	Prepared	Analyzed
Surfactants (MBAS)	ND		mg/L	0.040	0.027	08/18/21 08:00	08/18/21 17:08

Type:	**Lab Control Sample**	**Lab ID:**	**QC939705**	**Batch:**	**272534**
Matrix:	**Water**	**Method:**	**SM5540C**		

QC939705 Analyte	Result	Spiked	Units	Recovery	Qual	Limits
Surfactants (MBAS)	1.042	1.000	mg/L	104%		90-110

ENTHALPY ANALYTICAL

Batch QC

Type: Matrix Spike	**Lab ID:** QC939706	**Batch:** 272534
Matrix (Source ID): Water (449342-004)	**Method:** SM5540C	

QC939706 Analyte	Result	Source Sample Result	Spiked	Units	Recovery	Qual	Limits	DF
Surfactants (MBAS)	1.234	0.05160	1.000	mg/L	118%		80-120	1

Type: Matrix Spike Duplicate	**Lab ID:** QC939707	**Batch:** 272534
Matrix (Source ID): Water (449342-004)	**Method:** SM5540C	

QC939707 Analyte	Result	Source Sample Result	Spiked	Units	Recovery	Qual	Limits	RPD	RPD Lim	DF
Surfactants (MBAS)	1.234	0.05160	1.000	mg/L	118%		80-120	0	20	1

Type: Lab Control Sample	**Lab ID:** QC939744	**Batch:** 272549
Matrix: Water	**Method:** SM 4500-F-C	

QC939744 Analyte	Result	Spiked	Units	Recovery	Qual	Limits
Fluoride	0.9900	1.000	mg/L	99%		80-120

Type: Matrix Spike	**Lab ID:** QC939745	**Batch:** 272549
Matrix (Source ID): Water (449404-003)	**Method:** SM 4500-F-C	

QC939745 Analyte	Result	Source Sample Result	Spiked	Units	Recovery	Qual	Limits	DF
Fluoride	1.550	0.5520	1.000	mg/L	100%		75-125	1

Type: Matrix Spike Duplicate	**Lab ID:** QC939746	**Batch:** 272549
Matrix (Source ID): Water (449404-003)	**Method:** SM 4500-F-C	

QC939746 Analyte	Result	Source Sample Result	Spiked	Units	Recovery	Qual	Limits	RPD	RPD Lim	DF
Fluoride	1.560	0.5520	1.000	mg/L	101%		75-125	1	20	1

Type: Blank	**Lab ID:** QC939842	**Batch:** 272584
Matrix: Water	**Method:** SM 5310B	

QC939842 Analyte	Result	Qual	Units	RL	MDL	Prepared	Analyzed
Total Organic Carbon	ND		mg/L	1.0	0.18	08/19/21	08/19/21

ENTHALPY ANALYTICAL

Batch QC

Type: Lab Control Sample	**Lab ID:** QC939843	**Batch:** 272584
Matrix: Water	**Method:** SM 5310B	

QC939843 Analyte	Result	Spiked	Units	Recovery	Qual	Limits
Total Organic Carbon	9.350	10.00	mg/L	94%		80-120

Type: Matrix Spike	**Lab ID:** QC939844	**Batch:** 272584
Matrix (Source ID): Water (449250-004)	**Method:** SM 5310B	

QC939844 Analyte	Result	Source Sample Result	Spiked	Units	Recovery	Qual	Limits	DF
Total Organic Carbon	50.55	9.975	40.00	mg/L	101%		80-120	4

Type: Matrix Spike Duplicate	**Lab ID:** QC939845	**Batch:** 272584
Matrix (Source ID): Water (449250-004)	**Method:** SM 5310B	

QC939845 Analyte	Result	Source Sample Result	Spiked	Units	Recovery	Qual	Limits	RPD	RPD Lim	DF
Total Organic Carbon	54.11	9.975	40.00	mg/L	110%		80-120	7	20	4

Type: Blank	**Lab ID:** QC939920	**Batch:** 272613
Matrix: Water	**Method:** SM2540D	**Prep Method:** METHOD

QC939920 Analyte	Result	Qual	Units	RL	MDL	Prepared	Analyzed
Total Suspended Solids	ND		mg/L	0.5		08/19/21	08/19/21

Type: Sample Duplicate	**Lab ID:** QC939921	**Batch:** 272613
Matrix (Source ID): Water (449248-002)	**Method:** SM2540D	**Prep Method:** METHOD

QC939921 Analyte	Result	Source Sample Result	Units	Qual	RPD	RPD Lim	DF
Total Suspended Solids	264.0	257.0	mg/L		3	5	10

Type: Blank	**Lab ID:** QC940266	**Batch:** 272710
Matrix: Water	**Method:** SM 4500-NH3-G	

QC940266 Analyte	Result	Qual	Units	RL	MDL	Prepared	Analyzed
Ammonia-N	ND		mg/L	0.10	0.010	08/24/21	08/24/21

ENTHALPY ANALYTICAL

Batch QC

Type: Lab Control Sample	**Lab ID:** QC940267	**Batch:** 272710
Matrix: Water	**Method:** SM 4500-NH3-G	

QC940267 Analyte	Result	Spiked	Units	Recovery	Qual	Limits
Ammonia-N	2.396	2.500	mg/L	96%		80-120

Type: Matrix Spike	**Lab ID:** QC940268	**Batch:** 272710
Matrix (Source ID): Water (449481-001)	**Method:** SM 4500-NH3-G	

QC940268 Analyte	Result	Source Sample Result	Spiked	Units	Recovery	Qual	Limits	DF
Ammonia-N	3.528	0.2240	2.500	mg/L	132%	*	80-120	1

Type: Matrix Spike Duplicate	**Lab ID:** QC940269	**Batch:** 272710
Matrix (Source ID): Water (449481-001)	**Method:** SM 4500-NH3-G	

QC940269 Analyte	Result	Source Sample Result	Spiked	Units	Recovery	Qual	Limits	RPD	RPD Lim	DF
Ammonia-N	3.529	0.2240	2.500	mg/L	132%	*	80-120	0	20	1

Type: Blank	**Lab ID:** QC940355	**Batch:** 272753
Matrix: Water	**Method:** SM2320B	**Prep Method:** METHOD

QC940355 Analyte	Result	Qual	Units	RL	MDL	Prepared	Analyzed
Bicarbonate	ND		mg/L	5.0		08/24/21	08/24/21
Carbonate	ND		mg/L	5.0		08/24/21	08/24/21
Hydroxide	ND		mg/L	5.0		08/24/21	08/24/21
Alkalinity, Total as CaCO3	ND		mg/L	5.0		08/24/21	08/24/21

Type: Lab Control Sample	**Lab ID:** QC940356	**Batch:** 272753
Matrix: Water	**Method:** SM2320B	**Prep Method:** METHOD

QC940356 Analyte	Result	Spiked	Units	Recovery	Qual	Limits
Alkalinity, Total as CaCO3	971.7	1000	mg/L	97%		90-110

ENTHALPY ANALYTICAL

Batch QC

Type: Sample Duplicate	Lab ID: QC940357	Batch: 272753
Matrix (Source ID): Water (449342-004)	Method: SM2320B	Prep Method: METHOD

QC940357 Analyte	Result	Source Sample Result	Units	Qual	RPD	RPD Lim	DF
Bicarbonate	362.5	368.3	mg/L		2	20	5
Carbonate	ND	ND	mg/L			20	5
Hydroxide	ND	ND	mg/L			20	5
Alkalinity, Total as CaCO3	297.2	301.9	mg/L		2	20	5

Type: Blank	Lab ID: QC940384	Batch: 272763
Matrix: Water	Method: EPA 245.1	Prep Method: METHOD

QC940384 Analyte	Result	Qual	Units	RL	MDL	Prepared	Analyzed
Mercury	ND		ug/L	0.20	0.094	08/24/21	08/24/21

Type: Lab Control Sample	Lab ID: QC940385	Batch: 272763
Matrix: Water	Method: EPA 245.1	Prep Method: METHOD

QC940385 Analyte	Result	Spiked	Units	Recovery	Qual	Limits
Mercury	5.366	5.000	ug/L	107%		80-120

Type: Matrix Spike	Lab ID: QC940386	Batch: 272763
Matrix (Source ID): Water (449523-001)	Method: EPA 245.1	Prep Method: METHOD

QC940386 Analyte	Result	Source Sample Result	Spiked	Units	Recovery	Qual	Limits	DF
Mercury	5.885	0.9053	5.000	ug/L	100%		75-125	1

Type: Matrix Spike Duplicate	Lab ID: QC940387	Batch: 272763
Matrix (Source ID): Water (449523-001)	Method: EPA 245.1	Prep Method: METHOD

QC940387 Analyte	Result	Source Sample Result	Spiked	Units	Recovery	Qual	Limits	RPD	RPD Lim	DF
Mercury	5.759	0.9053	5.000	ug/L	97%		75-125	2	20	1

Type: Blank	Lab ID: QC940568	Batch: 272831
Matrix: Water	Method: SM 4500-CN-E	Prep Method: METHOD

QC940568 Analyte	Result	Qual	Units	RL	MDL	Prepared	Analyzed
Cyanide	ND		mg/L	0.010	0.0022	08/25/21	08/25/21

Batch QC

Type:	**Lab Control Sample**	**Lab ID:**	**QC940569**	**Batch:**	**272831**
Matrix:	**Water**	**Method:**	**SM 4500-CN-E**	**Prep Method:**	**METHOD**

QC940569 Analyte	Result	Spiked	Units	Recovery	Qual	Limits
Cyanide	0.1850	0.2000	mg/L	93%		73-123

Type:	**Matrix Spike**	**Lab ID:**	**QC940570**	**Batch:**	**272831**
Matrix (Source ID):	**Water (449404-001)**	**Method:**	**SM 4500-CN-E**	**Prep Method:**	**METHOD**

QC940570 Analyte	Result	Source Sample Result	Spiked	Units	Recovery	Qual	Limits	DF
Cyanide	0.2040	0.005000	0.2000	mg/L	100%		56-129	1

Type:	**Matrix Spike Duplicate**	**Lab ID:**	**QC940571**	**Batch:**	**272831**
Matrix (Source ID):	**Water (449404-001)**	**Method:**	**SM 4500-CN-E**	**Prep Method:**	**METHOD**

QC940571 Analyte	Result	Source Sample Result	Spiked	Units	Recovery	Qual	Limits	RPD	RPD Lim	DF
Cyanide	0.2050	0.005000	0.2000	mg/L	100%		56-129	0	37	1

ENTHALPY ANALYTICAL

Batch QC

Type: Blank	**Lab ID:** QC941148	**Batch:** 273055	
Matrix: Water	**Method:** EPA 524.2	**Prep Method:** METHOD	

QC941148 Analyte	Result	Qual	Units	RL	MDL	Prepared	Analyzed
Acrylonitrile	ND		ug/L	2.0	0.4	08/30/21	08/30/21
1,1-Dichloroethene	ND		ug/L	0.50	0.27	08/30/21	08/30/21
Benzene	ND		ug/L	0.50	0.32	08/30/21	08/30/21
Trichloroethene	ND		ug/L	0.50	0.29	08/30/21	08/30/21
Toluene	ND		ug/L	0.50	0.26	08/30/21	08/30/21
Chlorobenzene	ND		ug/L	0.50	0.24	08/30/21	08/30/21
Chloromethane	ND		ug/L	0.50	0.34	08/30/21	08/30/21
Vinyl Chloride	ND		ug/L	0.50	0.30	08/30/21	08/30/21
Bromomethane	ND		ug/L	1.0	0.46	08/30/21	08/30/21
Chloroethane	ND		ug/L	0.50	0.26	08/30/21	08/30/21
Trichlorofluoromethane	ND		ug/L	0.50	0.36	08/30/21	08/30/21
Freon 113	ND		ug/L	0.50	0.36	08/30/21	08/30/21
Methylene Chloride	ND		ug/L	0.50	0.42	08/30/21	08/30/21
MTBE	ND		ug/L	0.50	0.37	08/30/21	08/30/21
trans-1,2-Dichloroethene	ND		ug/L	0.50	0.31	08/30/21	08/30/21
1,1-Dichloroethane	ND		ug/L	0.50	0.26	08/30/21	08/30/21
cis-1,2-Dichloroethene	ND		ug/L	0.50	0.29	08/30/21	08/30/21
Chloroform	ND		ug/L	0.50	0.30	08/30/21	08/30/21
1,1,1-Trichloroethane	ND		ug/L	0.50	0.26	08/30/21	08/30/21
Carbon Tetrachloride	ND		ug/L	0.50	0.30	08/30/21	08/30/21
1,2-Dichloroethane	ND		ug/L	0.50	0.29	08/30/21	08/30/21
1,2-Dichloropropane	ND		ug/L	0.50	0.24	08/30/21	08/30/21
Bromodichloromethane	ND		ug/L	0.50	0.25	08/30/21	08/30/21
cis-1,3-Dichloropropene	ND		ug/L	0.50	0.24	08/30/21	08/30/21
trans-1,3-Dichloropropene	ND		ug/L	0.50	0.18	08/30/21	08/30/21
1,1,2-Trichloroethane	ND		ug/L	0.50	0.35	08/30/21	08/30/21
Tetrachloroethene	ND		ug/L	0.50	0.20	08/30/21	08/30/21
Dibromochloromethane	ND		ug/L	0.50	0.36	08/30/21	08/30/21
Ethylbenzene	ND		ug/L	0.50	0.30	08/30/21	08/30/21
m,p-Xylenes	ND		ug/L	1.0	0.43	08/30/21	08/30/21
Styrene	ND		ug/L	0.50	0.26	08/30/21	08/30/21
Bromoform	ND		ug/L	0.50	0.22	08/30/21	08/30/21
1,1,2,2-Tetrachloroethane	ND		ug/L	0.50	0.30	08/30/21	08/30/21
1,3-Dichlorobenzene	ND		ug/L	0.50	0.31	08/30/21	08/30/21
1,4-Dichlorobenzene	ND		ug/L	0.50	0.26	08/30/21	08/30/21
1,2-Dichlorobenzene	ND		ug/L	0.50	0.29	08/30/21	08/30/21
1,2,4-Trichlorobenzene	ND		ug/L	0.50	0.20	08/30/21	08/30/21
Surrogates				**Limits**			
Bromofluorobenzene	102%		%REC	70-140	0.83	08/30/21	08/30/21
1,2-Dichloroethane-d4	82%		%REC	70-140	3.0	08/30/21	08/30/21
Dibromofluoromethane	114%		%REC	70-140		08/30/21	08/30/21
Toluene-d8	103%		%REC	70-140	0.35	08/30/21	08/30/21

ENTHALPY ANALYTICAL

Batch QC

Type: Lab Control Sample	**Lab ID: QC941149**	**Batch: 273055**
Matrix: Water	**Method: EPA 524.2**	**Prep Method: METHOD**

QC941149 Analyte	Result	Spiked	Units	Recovery	Qual	Limits
Acrylonitrile	4.550	10.00	ug/L	46%	b,*	67-130
1,1-Dichloroethene	9.428	10.00	ug/L	94%		70-135
Benzene	10.41	10.00	ug/L	104%		70-130
Trichloroethene	10.76	10.00	ug/L	108%		70-130
Toluene	11.23	10.00	ug/L	112%		70-130
Chlorobenzene	11.49	10.00	ug/L	115%		70-130
MTBE	7.073	10.00	ug/L	71%	b	70-130
Surrogates						
Bromofluorobenzene	12.36	12.50	ug/L	99%		70-140
1,2-Dichloroethane-d4	10.59	12.50	ug/L	85%		70-140
Dibromofluoromethane	13.70	12.50	ug/L	110%		70-140
Toluene-d8	12.88	12.50	ug/L	103%		70-140

Type: Lab Control Sample Duplicate	**Lab ID: QC941150**	**Batch: 273055**
Matrix: Water	**Method: EPA 524.2**	**Prep Method: METHOD**

QC941150 Analyte	Result	Spiked	Units	Recovery	Qual	Limits	RPD	RPD Lim
Acrylonitrile	4.204	10.00	ug/L	42%	b,*	67-130	8	43
1,1-Dichloroethene	9.230	10.00	ug/L	92%		70-135	2	30
Benzene	10.61	10.00	ug/L	106%		70-130	2	30
Trichloroethene	11.03	10.00	ug/L	110%		70-130	2	30
Toluene	11.33	10.00	ug/L	113%		70-130	1	30
Chlorobenzene	11.34	10.00	ug/L	113%		70-130	1	30
MTBE	7.390	10.00	ug/L	74%	b	70-130	4	30
Surrogates								
Bromofluorobenzene	12.50	12.50	ug/L	100%		70-140		
1,2-Dichloroethane-d4	10.66	12.50	ug/L	85%		70-140		
Dibromofluoromethane	13.16	12.50	ug/L	105%		70-140		
Toluene-d8	12.79	12.50	ug/L	102%		70-140		

ENTHALPY ANALYTICAL

Batch QC

Type: Blank	**Lab ID:** QC941370	**Batch:** 273128
Matrix: Water	**Method:** EPA 524.2	**Prep Method:** METHOD

QC941370 Analyte	Result	Qual	Units	RL	MDL	Prepared	Analyzed
2-Chloroethylvinylether	ND		ug/L	50	0.23	08/31/21	08/31/21
Acrolein	ND		ug/L	5.0	3.3	08/31/21	08/31/21
Acrylonitrile	ND		ug/L	2.0	0.7	08/31/21	08/31/21
1,1-Dichloroethene	ND		ug/L	0.50	0.16	08/31/21	08/31/21
Benzene	ND		ug/L	0.50	0.12	08/31/21	08/31/21
Trichloroethene	ND		ug/L	0.50	0.088	08/31/21	08/31/21
Toluene	ND		ug/L	0.50	0.091	08/31/21	08/31/21
Chlorobenzene	ND		ug/L	0.50	0.075	08/31/21	08/31/21
Chloromethane	ND		ug/L	0.50	0.16	08/31/21	08/31/21
Vinyl Chloride	ND		ug/L	0.50	0.076	08/31/21	08/31/21
Bromomethane	ND		ug/L	1.0	0.68	08/31/21	08/31/21
Chloroethane	ND		ug/L	0.50	0.45	08/31/21	08/31/21
Trichlorofluoromethane	ND		ug/L	0.50	0.12	08/31/21	08/31/21
Freon 113	ND		ug/L	0.50	0.35	08/31/21	08/31/21
Methylene Chloride	0.46	J	ug/L	0.50	0.20	08/31/21	08/31/21
MTBE	ND		ug/L	0.50	0.15	08/31/21	08/31/21
trans-1,2-Dichloroethene	ND		ug/L	0.50	0.15	08/31/21	08/31/21
1,1-Dichloroethane	ND		ug/L	0.50	0.091	08/31/21	08/31/21
cis-1,2-Dichloroethene	ND		ug/L	0.50	0.067	08/31/21	08/31/21
Chloroform	ND		ug/L	0.50	0.13	08/31/21	08/31/21
1,1,1-Trichloroethane	ND		ug/L	0.50	0.16	08/31/21	08/31/21
Carbon Tetrachloride	ND		ug/L	0.50	0.11	08/31/21	08/31/21
1,2-Dichloroethane	ND		ug/L	0.50	0.14	08/31/21	08/31/21
1,2-Dichloropropane	ND		ug/L	0.50	0.14	08/31/21	08/31/21
Bromodichloromethane	ND		ug/L	0.50	0.054	08/31/21	08/31/21
cis-1,3-Dichloropropene	ND		ug/L	0.50	0.062	08/31/21	08/31/21
trans-1,3-Dichloropropene	ND		ug/L	0.50	0.099	08/31/21	08/31/21
1,1,2-Trichloroethane	ND		ug/L	0.50	0.16	08/31/21	08/31/21
Tetrachloroethene	ND		ug/L	0.50	0.20	08/31/21	08/31/21
Dibromochloromethane	ND		ug/L	0.50	0.21	08/31/21	08/31/21
Ethylbenzene	ND		ug/L	0.50	0.14	08/31/21	08/31/21
m,p-Xylenes	0.14	J	ug/L	1.0	0.14	08/31/21	08/31/21
Styrene	ND		ug/L	0.50	0.077	08/31/21	08/31/21
Bromoform	ND		ug/L	0.50	0.20	08/31/21	08/31/21
1,1,2,2-Tetrachloroethane	ND		ug/L	0.50	0.13	08/31/21	08/31/21
1,3-Dichlorobenzene	ND		ug/L	0.50	0.12	08/31/21	08/31/21
1,4-Dichlorobenzene	ND		ug/L	0.50	0.12	08/31/21	08/31/21
1,2-Dichlorobenzene	ND		ug/L	0.50	0.15	08/31/21	08/31/21
1,2,4-Trichlorobenzene	ND		ug/L	0.50	0.27	08/31/21	08/31/21
Surrogates				**Limits**			
Bromofluorobenzene	100%		%REC	70-140	1.3	08/31/21	08/31/21
1,2-Dichloroethane-d4	93%		%REC	70-140	2.5	08/31/21	08/31/21

ENTHALPY ANALYTICAL

Batch QC

QC941370 Analyte	Result	Qual	Units	RL	MDL	Prepared	Analyzed
Dibromofluoromethane	92%		%REC	70-140	2.4	08/31/21	08/31/21
Toluene-d8	104%		%REC	70-140	1.2	08/31/21	08/31/21

Type: Matrix Spike **Lab ID:** QC941388 **Batch:** 273128
Matrix (Source ID): Water (449776-002) **Method:** EPA 524.2 **Prep Method:** METHOD

QC941388 Analyte	Result	Source Sample Result	Spiked	Units	Recovery	Qual	Limits	DF
Acrylonitrile	2,330	ND	2500	ug/L	93%		70-130	50
1,1-Dichloroethene	2,639	ND	2500	ug/L	106%		70-130	50
Benzene	2,639	2615	2500	ug/L	1%	*	70-130	50
Trichloroethene	2,601	ND	2500	ug/L	104%		63-130	50
Toluene	2,618	162.9	2500	ug/L	98%		70-130	50
Chlorobenzene	2,598	ND	2500	ug/L	104%		70-130	50
MTBE	2,480	17.46	2500	ug/L	98%		75-130	50
Surrogates								
Bromofluorobenzene	2,524		2500	ug/L	101%		70-140	50
1,2-Dichloroethane-d4	2,505		2500	ug/L	100%		70-140	50
Dibromofluoromethane	2,573		2500	ug/L	103%		70-140	50
Toluene-d8	2,506		2500	ug/L	100%		70-140	50

Type: Matrix Spike Duplicate **Lab ID:** QC941389 **Batch:** 273128
Matrix (Source ID): Water (449776-002) **Method:** EPA 524.2 **Prep Method:** METHOD

QC941389 Analyte	Result	Source Sample Result	Spiked	Units	Recovery	Qual	Limits	RPD	RPD Lim	DF
Acrylonitrile	2,295	ND	2500	ug/L	92%		70-130	2	30	50
1,1-Dichloroethene	2,508	ND	2500	ug/L	100%		70-130	5	30	50
Benzene	2,519	2615	2500	ug/L	-4%	*	70-130	5	30	50
Trichloroethene	2,497	ND	2500	ug/L	100%		63-130	4	30	50
Toluene	2,528	162.9	2500	ug/L	95%		70-130	3	30	50
Chlorobenzene	2,511	ND	2500	ug/L	100%		70-130	3	30	50
MTBE	2,388	17.46	2500	ug/L	95%		75-130	4	30	50
Surrogates										
Bromofluorobenzene	2,492		2500	ug/L	100%		70-140			50
1,2-Dichloroethane-d4	2,439		2500	ug/L	98%		70-140			50
Dibromofluoromethane	2,536		2500	ug/L	101%		70-140			50
Toluene-d8	2,477		2500	ug/L	99%		70-140			50

ENTHALPY ANALYTICAL

Batch QC

Type: Lab Control Sample	**Lab ID:** QC941390	**Batch:** 273128
Matrix: Water	**Method:** EPA 524.2	**Prep Method:** METHOD

QC941390 Analyte	Result	Spiked	Units	Recovery	Qual	Limits
Acrylonitrile	48.92	50.00	ug/L	98%		67-130
1,1-Dichloroethene	53.86	50.00	ug/L	108%		70-135
Benzene	52.82	50.00	ug/L	106%		70-130
Trichloroethene	54.48	50.00	ug/L	109%		70-130
Toluene	54.80	50.00	ug/L	110%		70-130
Chlorobenzene	54.15	50.00	ug/L	108%		70-130
MTBE	50.95	50.00	ug/L	102%		70-130
Surrogates						
Bromofluorobenzene	52.01	50.00	ug/L	104%		70-140
1,2-Dichloroethane-d4	52.24	50.00	ug/L	104%		70-140
Dibromofluoromethane	50.51	50.00	ug/L	101%		70-140
Toluene-d8	50.93	50.00	ug/L	102%		70-140

Type: Blank	**Lab ID:** QC941580	**Batch:** 273197
Matrix: Water	**Method:** EPA 200.7	**Prep Method:** EPA 200.7

QC941580 Analyte	Result	Qual	Units	RL	MDL	Prepared	Analyzed
Boron	ND		mg/L	0.050	0.0080	09/01/21	09/01/21
Potassium	ND		mg/L	0.50	0.18	09/01/21	09/01/21

Type: Lab Control Sample	**Lab ID:** QC941581	**Batch:** 273197
Matrix: Water	**Method:** EPA 200.7	**Prep Method:** EPA 200.7

QC941581 Analyte	Result	Spiked	Units	Recovery	Qual	Limits
Boron	0.9967	1.000	mg/L	100%		85-115
Potassium	27.94	28.00	mg/L	100%		85-115

Type: Matrix Spike	**Lab ID:** QC941582	**Batch:** 273197
Matrix (Source ID): Water (449883-001)	**Method:** EPA 200.7	**Prep Method:** EPA 200.7

QC941582 Analyte	Result	Source Sample Result	Spiked	Units	Recovery	Qual	Limits	DF
Boron	2.169	1.148	1.000	mg/L	102%		75-125	1
Potassium	44.73	13.52	29.00	mg/L	108%		75-125	1

ENTHALPY ANALYTICAL

Batch QC

Type:	**Matrix Spike Duplicate**	**Lab ID:**	**QC941583**	**Batch:**	**273197**
Matrix (Source ID):	**Water (449883-001)**	**Method:**	**EPA 200.7**	**Prep Method:**	**EPA 200.7**

QC941583 Analyte	Result	Source Sample Result	Spiked	Units	Recovery	Qual	Limits	RPD	RPD Lim	DF
Boron	2.142	1.148	1.000	mg/L	99%		75-125	1	20	1
Potassium	45.07	13.52	29.00	mg/L	109%		75-125	1	20	1

* Value is outside QC limits
J Estimated value
ND Not Detected
NM Not Meaningful
b See narrative

Laboratory Job Number 449342

Subcontracted Products

Eurofins CalScience

eurofins | Environment Testing America

ANALYTICAL REPORT

Eurofins Calscience LLC
7440 Lincoln Way
Garden Grove, CA 92841
Tel: (714)895-5494

Laboratory Job ID: 570-67631-1
Client Project/Site: 449342

For:
Enthalpy Analytical LLC
931 W. Barkley Ave
Orange, California 92868

Attn: Ranjit Clarke

Authorized for release by:
9/1/2021 3:56:16 PM

Xuan Dang, Project Manager I
(714)895-5494
Xuan.Dang@eurofinset.com

LINKS

Review your project results through TotalAccess

Have a Question? Ask The Expert

Visit us at:
www.eurofinsus.com/Env

The test results in this report meet all 2003 NELAC, 2009 TNI, and 2016 TNI requirements for accredited parameters, exceptions are noted in this report. This report may not be reproduced except in full, and with written approval from the laboratory. For questions please contact the Project Manager at the e-mail address or telephone number listed on this page.

This report has been electronically signed and authorized by the signatory. Electronic signature is intended to be the legally binding equivalent of a traditionally handwritten signature.

Results relate only to the items tested and the sample(s) as received by the laboratory.

Table of Contents

Cover Page 1
Table of Contents 2
Definitions/Glossary 3
Case Narrative 4
Detection Summary 5
Client Sample Results 6
QC Sample Results 7
QC Association Summary 8
Lab Chronicle 9
Certification Summary 10
Method Summary 11
Sample Summary 12
Chain of Custody 13
Receipt Checklists 14

Definitions/Glossary

Client: Enthalpy Analytical LLC
Project/Site: 449342

Job ID: 570-67631-1

Qualifiers

General Chemistry

Qualifier	Qualifier Description
J	Result is less than the RL but greater than or equal to the MDL and the concentration is an approximate value.
s	Seeded Control Blank (SCB) Recovery High

Glossary

Abbreviation	These commonly used abbreviations may or may not be present in this report.
¤	Listed under the "D" column to designate that the result is reported on a dry weight basis
%R	Percent Recovery
CFL	Contains Free Liquid
CFU	Colony Forming Unit
CNF	Contains No Free Liquid
DER	Duplicate Error Ratio (normalized absolute difference)
Dil Fac	Dilution Factor
DL	Detection Limit (DoD/DOE)
DL, RA, RE, IN	Indicates a Dilution, Re-analysis, Re-extraction, or additional Initial metals/anion analysis of the sample
DLC	Decision Level Concentration (Radiochemistry)
EDL	Estimated Detection Limit (Dioxin)
LOD	Limit of Detection (DoD/DOE)
LOQ	Limit of Quantitation (DoD/DOE)
MCL	EPA recommended "Maximum Contaminant Level"
MDA	Minimum Detectable Activity (Radiochemistry)
MDC	Minimum Detectable Concentration (Radiochemistry)
MDL	Method Detection Limit
ML	Minimum Level (Dioxin)
MPN	Most Probable Number
MQL	Method Quantitation Limit
NC	Not Calculated
ND	Not Detected at the reporting limit (or MDL or EDL if shown)
NEG	Negative / Absent
POS	Positive / Present
PQL	Practical Quantitation Limit
PRES	Presumptive
QC	Quality Control
RER	Relative Error Ratio (Radiochemistry)
RL	Reporting Limit or Requested Limit (Radiochemistry)
RPD	Relative Percent Difference, a measure of the relative difference between two points
TEF	Toxicity Equivalent Factor (Dioxin)
TEQ	Toxicity Equivalent Quotient (Dioxin)
TNTC	Too Numerous To Count

Case Narrative

Client: Enthalpy Analytical LLC
Project/Site: 449342

Job ID: 570-67631-1

Job ID: 570-67631-1

Laboratory: Eurofins Calscience LLC

Narrative

Job Narrative
570-67631-1

Comments
No additional comments.

Receipt
The samples were received on 8/18/2021 10:57 AM. Unless otherwise noted below, the samples arrived in good condition, and where required, properly preserved and on ice. The temperature of the cooler at receipt was 2.6º C.

GC Semi VOA
No analytical or quality issues were noted, other than those described in the Definitions/Glossary page.

General Chemistry
Method SM5210B: All the dilutions failed to deplete the method-required 2 mgO2/L for the following samples: MCWP-MW07S (570-67631-2). Only a "less than" result could be calculated from the least dilute preparation.

No additional analytical or quality issues were noted, other than those described above or in the Definitions/Glossary page.

Organic Prep
Method 1664A: Insufficient sample volume was available to perform a matrix spike/matrix spike duplicate (MS/MSD) associated with preparation batch 570-172806. 1664. The laboratory control sample (LCS) was performed in duplicate to provide precision data for this batch.

No additional analytical or quality issues were noted, other than those described above or in the Definitions/Glossary page.

Detection Summary

Client: Enthalpy Analytical LLC
Project/Site: 449342

Job ID: 570-67631-1

Client Sample ID: MCWP-MW04S — Lab Sample ID: 570-67631-1

No Detections.

Client Sample ID: MCWP-MW07S — Lab Sample ID: 570-67631-2

Analyte	Result	Qualifier	RL	MDL	Unit	Dil Fac	D	Method	Prep Type
Biochemical Oxygen Demand	2.95	J	4.17	2.43	mg/L	1		SM5210B	Total/NA

Client Sample ID: MCWP-MW07D — Lab Sample ID: 570-67631-3

Analyte	Result	Qualifier	RL	MDL	Unit	Dil Fac	D	Method	Prep Type
HEM: Oil and Grease	0.894	J	1.12	0.570	mg/L	1		1664A	Total/NA
Biochemical Oxygen Demand	11.1		1.67	0.973	mg/L	1		SM5210B	Total/NA

Client Sample ID: MCWP-MW09 — Lab Sample ID: 570-67631-4

No Detections.

This Detection Summary does not include radiochemical test results.

General Chemistry

Client Sample ID: MCWP-MW04S
Date Collected: 08/17/21 13:30
Date Received: 08/18/21 10:57

Lab Sample ID: 570-67631-1
Matrix: Water

Analyte	Result	Qualifier	RL	MDL	Unit	D	Prepared	Analyzed	Dil Fac
HEM: Oil and Grease	ND		1.09	0.558	mg/L		08/19/21 14:30	08/19/21 14:30	1
Biochemical Oxygen Demand	ND		1.67	0.973	mg/L			08/19/21 10:29	1

Client Sample ID: MCWP-MW07S
Date Collected: 08/17/21 11:30
Date Received: 08/18/21 10:57

Lab Sample ID: 570-67631-2
Matrix: Water

Analyte	Result	Qualifier	RL	MDL	Unit	D	Prepared	Analyzed	Dil Fac
HEM: Oil and Grease	ND		1.18	0.601	mg/L		08/19/21 14:30	08/19/21 14:30	1
Biochemical Oxygen Demand	**2.95**	**J**	4.17	2.43	mg/L			08/19/21 10:29	1

Client Sample ID: MCWP-MW07D
Date Collected: 08/17/21 11:45
Date Received: 08/18/21 10:57

Lab Sample ID: 570-67631-3
Matrix: Water

Analyte	Result	Qualifier	RL	MDL	Unit	D	Prepared	Analyzed	Dil Fac
HEM: Oil and Grease	**0.894**	**J**	1.12	0.570	mg/L		08/19/21 14:30	08/19/21 14:30	1
Biochemical Oxygen Demand	**11.1**		1.67	0.973	mg/L			08/19/21 10:29	1

Client Sample ID: MCWP-MW09
Date Collected: 08/17/21 13:00
Date Received: 08/18/21 10:57

Lab Sample ID: 570-67631-4
Matrix: Water

Analyte	Result	Qualifier	RL	MDL	Unit	D	Prepared	Analyzed	Dil Fac
HEM: Oil and Grease	ND		1.15	0.588	mg/L		08/19/21 14:30	08/19/21 14:30	1
Biochemical Oxygen Demand	ND		1.25	0.730	mg/L			08/19/21 10:29	1

Method: 1664A - HEM and SGT-HEM

Lab Sample ID: MB 570-172806/1-A
Matrix: Water
Analysis Batch: 172924

Client Sample ID: Method Blank
Prep Type: Total/NA
Prep Batch: 172806

Analyte	MB Result	MB Qualifier	RL	MDL	Unit	D	Prepared	Analyzed	Dil Fac
HEM: Oil and Grease	ND		1.00	0.510	mg/L		08/19/21 14:30	08/19/21 14:30	1

Lab Sample ID: LCS 570-172806/2-A
Matrix: Water
Analysis Batch: 172924

Client Sample ID: Lab Control Sample
Prep Type: Total/NA
Prep Batch: 172806

Analyte	Spike Added	LCS Result	LCS Qualifier	Unit	D	%Rec	%Rec. Limits
HEM: Oil and Grease	40.0	38.10		mg/L		95	78 - 114

Lab Sample ID: LCSD 570-172806/3-A
Matrix: Water
Analysis Batch: 172924

Client Sample ID: Lab Control Sample Dup
Prep Type: Total/NA
Prep Batch: 172806

Analyte	Spike Added	LCSD Result	LCSD Qualifier	Unit	D	%Rec	%Rec. Limits	RPD	RPD Limit
HEM: Oil and Grease	40.0	40.30		mg/L		101	78 - 114	6	18

Method: SM5210B - BOD, 5 Day

Lab Sample ID: SCB 570-172687/2
Matrix: Water
Analysis Batch: 172687

Client Sample ID: Method Blank
Prep Type: Total/NA

Analyte	SCB Result	SCB Qualifier	RL	MDL	Unit	D	Prepared	Analyzed	Dil Fac
Biochemical Oxygen Demand	1.030	s	0.833	0.487	mg/L			08/19/21 10:29	1

Lab Sample ID: USB 570-172687/1
Matrix: Water
Analysis Batch: 172687

Client Sample ID: Method Blank
Prep Type: Total/NA

Analyte	USB Result	USB Qualifier	RL	MDL	Unit	D	Prepared	Analyzed	Dil Fac
Biochemical Oxygen Demand	ND		0.833	0.487	mg/L			08/19/21 10:29	1

Lab Sample ID: LCS 570-172687/3
Matrix: Water
Analysis Batch: 172687

Client Sample ID: Lab Control Sample
Prep Type: Total/NA

Analyte	Spike Added	LCS Result	LCS Qualifier	Unit	D	%Rec	%Rec. Limits
Biochemical Oxygen Demand	198	193.5		mg/L		98	84.6 - 115.4

QC Association Summary

Client: Enthalpy Analytical LLC
Project/Site: 449342

Job ID: 570-67631-1

General Chemistry

Analysis Batch: 172687

Lab Sample ID	Client Sample ID	Prep Type	Matrix	Method	Prep Batch
570-67631-1	MCWP-MW04S	Total/NA	Water	SM5210B	
570-67631-2	MCWP-MW07S	Total/NA	Water	SM5210B	
570-67631-3	MCWP-MW07D	Total/NA	Water	SM5210B	
570-67631-4	MCWP-MW09	Total/NA	Water	SM5210B	
SCB 570-172687/2	Method Blank	Total/NA	Water	SM5210B	
USB 570-172687/1	Method Blank	Total/NA	Water	SM5210B	
LCS 570-172687/3	Lab Control Sample	Total/NA	Water	SM5210B	

Prep Batch: 172806

Lab Sample ID	Client Sample ID	Prep Type	Matrix	Method	Prep Batch
570-67631-1	MCWP-MW04S	Total/NA	Water	1664A	
570-67631-2	MCWP-MW07S	Total/NA	Water	1664A	
570-67631-3	MCWP-MW07D	Total/NA	Water	1664A	
570-67631-4	MCWP-MW09	Total/NA	Water	1664A	
MB 570-172806/1-A	Method Blank	Total/NA	Water	1664A	
LCS 570-172806/2-A	Lab Control Sample	Total/NA	Water	1664A	
LCSD 570-172806/3-A	Lab Control Sample Dup	Total/NA	Water	1664A	

Analysis Batch: 172924

Lab Sample ID	Client Sample ID	Prep Type	Matrix	Method	Prep Batch
570-67631-1	MCWP-MW04S	Total/NA	Water	1664A	172806
570-67631-2	MCWP-MW07S	Total/NA	Water	1664A	172806
570-67631-3	MCWP-MW07D	Total/NA	Water	1664A	172806
570-67631-4	MCWP-MW09	Total/NA	Water	1664A	172806
MB 570-172806/1-A	Method Blank	Total/NA	Water	1664A	172806
LCS 570-172806/2-A	Lab Control Sample	Total/NA	Water	1664A	172806
LCSD 570-172806/3-A	Lab Control Sample Dup	Total/NA	Water	1664A	172806

Lab Chronicle

Client: Enthalpy Analytical LLC
Project/Site: 449342

Job ID: 570-67631-1

Client Sample ID: MCWP-MW04S
Date Collected: 08/17/21 13:30
Date Received: 08/18/21 10:57

Lab Sample ID: 570-67631-1
Matrix: Water

Prep Type	Batch Type	Batch Method	Run	Dil Factor	Initial Amount	Final Amount	Batch Number	Prepared or Analyzed	Analyst	Lab
Total/NA	Prep	1664A			914 mL	1000 mL	172806	08/19/21 14:30	UWEZ	ECL 1
Total/NA	Analysis	1664A		1			172924	08/19/21 14:30	USUL	ECL 1
	Instrument ID: NO EQUIQ									
Total/NA	Analysis	SM5210B		1	150 mL	300 mL	172687		ZHU8	ECL 1
	Instrument ID: NOEQUIP							(Start) 08/19/21 10:29		
								(End) 08/24/21 06:25		

Client Sample ID: MCWP-MW07S
Date Collected: 08/17/21 11:30
Date Received: 08/18/21 10:57

Lab Sample ID: 570-67631-2
Matrix: Water

Prep Type	Batch Type	Batch Method	Run	Dil Factor	Initial Amount	Final Amount	Batch Number	Prepared or Analyzed	Analyst	Lab
Total/NA	Prep	1664A			849 mL	1000 mL	172806	08/19/21 14:30	UWEZ	ECL 1
Total/NA	Analysis	1664A		1			172924	08/19/21 14:30	USUL	ECL 1
	Instrument ID: NO EQUIQ									
Total/NA	Analysis	SM5210B		1	60 mL	300 mL	172687		ZHU8	ECL 1
	Instrument ID: NOEQUIP							(Start) 08/19/21 10:29		
								(End) 08/24/21 06:25		

Client Sample ID: MCWP-MW07D
Date Collected: 08/17/21 11:45
Date Received: 08/18/21 10:57

Lab Sample ID: 570-67631-3
Matrix: Water

Prep Type	Batch Type	Batch Method	Run	Dil Factor	Initial Amount	Final Amount	Batch Number	Prepared or Analyzed	Analyst	Lab
Total/NA	Prep	1664A			895 mL	1000 mL	172806	08/19/21 14:30	UWEZ	ECL 1
Total/NA	Analysis	1664A		1			172924	08/19/21 14:30	USUL	ECL 1
	Instrument ID: NO EQUIQ									
Total/NA	Analysis	SM5210B		1	150 mL	300 mL	172687		ZHU8	ECL 1
	Instrument ID: NOEQUIP							(Start) 08/19/21 10:29		
								(End) 08/24/21 06:25		

Client Sample ID: MCWP-MW09
Date Collected: 08/17/21 13:00
Date Received: 08/18/21 10:57

Lab Sample ID: 570-67631-4
Matrix: Water

Prep Type	Batch Type	Batch Method	Run	Dil Factor	Initial Amount	Final Amount	Batch Number	Prepared or Analyzed	Analyst	Lab
Total/NA	Prep	1664A			868 mL	1000 mL	172806	08/19/21 14:30	UWEZ	ECL 1
Total/NA	Analysis	1664A		1			172924	08/19/21 14:30	USUL	ECL 1
	Instrument ID: NO EQUIQ									
Total/NA	Analysis	SM5210B		1	200 mL	300 mL	172687		ZHU8	ECL 1
	Instrument ID: NOEQUIP							(Start) 08/19/21 10:29		
								(End) 08/24/21 06:25		

Laboratory References:

ECL 1 = Eurofins Calscience LLC Lincoln, 7440 Lincoln Way, Garden Grove, CA 92841, TEL (714)895-5494

Accreditation/Certification Summary

Client: Enthalpy Analytical LLC
Project/Site: 449342

Job ID: 570-67631-1

Laboratory: Eurofins Calscience LLC

The accreditations/certifications listed below are applicable to this report.

Authority	Program	Identification Number	Expiration Date
California	State	2944	09-30-21
Oregon	NELAP	CA300001	01-30-22

Method Summary

Client: Enthalpy Analytical LLC
Project/Site: 449342

Job ID: 570-67631-1

Method	Method Description	Protocol	Laboratory
1664A	HEM and SGT-HEM	1664A	ECL 1
SM5210B	BOD, 5 Day	SM	ECL 1
1664A	HEM and SGT-HEM (Aqueous)	1664A	ECL 1

Protocol References:

1664A = EPA-821-98-002

SM = "Standard Methods For The Examination Of Water And Wastewater"

Laboratory References:

ECL 1 = Eurofins Calscience LLC Lincoln, 7440 Lincoln Way, Garden Grove, CA 92841, TEL (714)895-5494

Sample Summary

Client: Enthalpy Analytical LLC
Project/Site: 449342

Job ID: 570-67631-1

Lab Sample ID	Client Sample ID	Matrix	Collected	Received
570-67631-1	MCWP-MW04S	Water	08/17/21 13:30	08/18/21 10:57
570-67631-2	MCWP-MW07S	Water	08/17/21 11:30	08/18/21 10:57
570-67631-3	MCWP-MW07D	Water	08/17/21 11:45	08/18/21 10:57
570-67631-4	MCWP-MW09	Water	08/17/21 13:00	08/18/21 10:57

ENTHALPY

Enthalpy Analytical - Orange
Orange, CA 92868
(714) 771-6900 / Fax: (510) 486-0532

Subcontract Laboratory:
Eurofins CalScience
7440 Lincoln Way
Garden Grove, CA 92841-1432
ATTN: Xuan Dang
PO #: Required, to be sent via email

Enthalpy Order: EO-449342
PM: Ranjit K Clarke
Email: Ranjit.Clarke@enthalpy.com
CC: incomingreports@enthalpy.com
Phone: (714) 771-9906

Results Due: Standard TAT
Report Level: II
Report To: MDL
EDDs: .DBF erpimsenhanced

570-67631 Chain of Custody

Notes:

Sample ID	Collected	Lab ID	# Cont.	Matrix	Analysis Requested	Comment
MCWP-MW04S	17-AUG-2021 13.30	449342-001	1	Water	EPA 1664 Oil & Grease (Total) -OUT	
				Water	BOD	
MCWP-MW07S	17-AUG-2021 11.30	449342-002	1	Water	EPA 1664 Oil & Grease (Total) -OUT	
				Water	BOD	
MCWP-MW07D	17-AUG-2021 11.45	449342-003	1	Water	EPA 1664 Oil & Grease (Total) -OUT	
				Water	BOD	
MCWP-MW09	17-AUG-2021 13:00	449342-004	1	Water	EPA 1664 Oil & Grease (Total) -OUT	
				Water	BOD	

Notes:	Relinquished By:	Received By:
	[signature]	[signature]
	Date: 8-18-21 1057	Date: 8/18/21 1057
	Date:	Date:
	Date:	Date:

3.0/2.6 SCG

Login Sample Receipt Checklist

Client: Enthalpy Analytical LLC

Job Number: 570-67631-1

Login Number: 67631
List Number: 1
Creator: Ramos, Maribel

List Source: Eurofins Calscience LLC

Question	Answer	Comment
Radioactivity wasn't checked or is </= background as measured by a survey meter.	N/A	
The cooler's custody seal, if present, is intact.	True	
Sample custody seals, if present, are intact.	True	
The cooler or samples do not appear to have been compromised or tampered with.	True	
Samples were received on ice.	True	
Cooler Temperature is acceptable.	True	
Cooler Temperature is recorded.	True	
COC is present.	True	
COC is filled out in ink and legible.	True	
COC is filled out with all pertinent information.	True	
Is the Field Sampler's name present on COC?	False	Received project as a subcontract.
There are no discrepancies between the containers received and the COC.	True	
Samples are received within Holding Time (excluding tests with immediate HTs)	True	
Sample containers have legible labels.	True	
Containers are not broken or leaking.	True	
Sample collection date/times are provided.	True	
Appropriate sample containers are used.	True	
Sample bottles are completely filled.	True	
Sample Preservation Verified.	True	
There is sufficient vol. for all requested analyses, incl. any requested MS/MSDs	True	
Containers requiring zero headspace have no headspace or bubble is <6mm (1/4").	True	
Multiphasic samples are not present.	True	
Samples do not require splitting or compositing.	True	
Residual Chlorine Checked.	N/A	

Enthalpy Analytical
931 West Barkley Ave
Orange, CA 92868
(714) 771-6900

enthalpy.com

Lab Job Number: 449404
Report Level: II
Report Date: 09/09/2021

Analytical Report *prepared for:*

Kiernan Brtalik
Rincon Consultants - Ventura
180 North Ashwood Ave.
Ventura, CA 93003

Project: MALIBU - Annual - Partial Report (Enthalpy + Eurofins Calscience data only)

Authorized for release by:

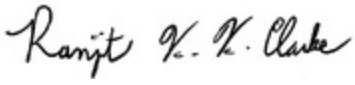

Ranjit K Clarke, Project Manager
(714) 771-9906
Ranjit.Clarke@enthalpy.com

This data package has been reviewed for technical correctness and completeness. Release of this data has been authorized by the Laboratory Manager or the Manager's designee, as verified by the above signature which applies to this PDF file as well as any associated electronic data deliverable files. The results contained in this report meet all requirements of NELAP and pertain only to those samples which were submitted for analysis. This report may be reproduced only in its entirety.

CA ELAP# 1338, NELAP# 4038, SCAQMD LAP# 18LA0518, LACSD ID# 10105, CDC ELITE Member

ENTHALPY ANALYTICAL

Sample Summary

Kiernan Brtalik
Rincon Consultants - Ventura
180 North Ashwood Ave.
Ventura, CA 93003

Lab Job #:	449404
Project No:	MALIBU
Location:	Annual - Partial Report (Enthalpy + Eurofins Calscience data only)
Date Received:	08/18/21

Sample ID	Lab ID	Collected	Matrix
SMBRP-9	449404-001	08/18/21 09:00	Water
SMBRP-12	449404-002	08/18/21 09:50	Water
MCWP-MW04D	449404-003	08/18/21 13:15	Water

ENTHALPY ANALYTICAL

Case Narrative

Rincon Consultants - Ventura 180 North Ashwood Ave. Ventura, CA 93003 Kiernan Brtalik	Lab Job Number:	449404
	Project No:	MALIBU
	Location:	Annual - Partial Report (Enthalpy + Eurofins Calscience data only)
	Date Received:	08/18/21

This data package contains sample and QC results for three water samples, requested for the above referenced project on 08/18/21. The samples were received cold and intact.

Volatile Organics by GC/MS (EPA 524.2):
Low response was observed for acrylonitrile in the ICV analyzed 08/24/21 18:02; affected data was qualified with "b". Low recoveries were observed for acrylonitrile in the BS/BSD for batch 272921; the associated RPD was within limits, and these low recoveries were not associated with any reported results. Methylene chloride was detected above the RL in the method blank for batch 272582; this analyte was not detected in the sample at or above the RL. SMBRP-9 (lab # 449404-001), SMBRP-12 (lab # 449404-002), and MCWP-MW04D (lab # 449404-003) had pH greater than 2. No other analytical problems were encountered.

Metals (CALCULATION):
No analytical problems were encountered.

Metals (EPA 200.7, EPA 200.8, EPA 245.1, and EPA 245.1):
Low recoveries were observed for a number of analytes in the MS for batch 272521; the parent sample was not a project sample, and the LCS was within limits. High RPD was observed for many analytes in the MS/MSD for batch 272521. Sodium was detected between the MDL and the RL in the method blank for batch 272519; this analyte was detected in the sample at a level at least 10 times that of the blank. Calcium was detected above the RL in the method blank for batch 272520; this analyte was detected in samples at a level at least 10 times that of the blank. Sodium was detected between the MDL and the RL in the method blank for batch 272520; this analyte was detected in samples at a level at least 10 times that of the blank. Copper was detected between the MDL and the RL in the method blank for batch 272521. No other analytical problems were encountered.

Ion Chromatography (EPA 300.0 and EPA 300.0):
Low recoveries were observed for chloride in the MS/MSD for batch 272550; the parent sample was not a project sample, the LCS was within limits, and the associated RPD was within limits. No other analytical problems were encountered.

Perchlorate by Ion Chromatography (EPA 314.0):
No analytical problems were encountered.

Total Carbon by High-Temperature Combust (SM 5310B):
No analytical problems were encountered.

Fluoride by ISE (SM 4500-F-C):
No analytical problems were encountered.

Total Phosphorus as P (SM 4500-P-B5-E):
No analytical problems were encountered.

Total Cyanide, Manual Colorimetric (SM 4500-CN-E):
No analytical problems were encountered.

Alkalinity (SM2320B):
No analytical problems were encountered.

CCPP (SM 2330B):
No analytical problems were encountered.

Total Dissolved Solids (TDS) (SM2540C):
No analytical problems were encountered.

Total Suspended Solids (TSS) (SM2540D):
No analytical problems were encountered.

Free Chlorine (SM 4500-CL-G):
No analytical problems were encountered.

pH of Aqueous Samples (SM 4500-H+ B):
No analytical problems were encountered.

Odor (SM 2150B):
No analytical problems were encountered.

Turbidity (SM2130B):
No analytical problems were encountered.

Color by Visual Comparison (SM2120B):
No analytical problems were encountered.

Surfactants (MBAS) (SM5540C):
MBAS are calculated and reported as Linear Anionic Surfactants with a molecular weight of 348 g/mol. No analytical problems were encountered.

Total Coliform / E. coli by Quanti-Tray (SM 9223Bb):
No analytical problems were encountered.

Ammonia and TKN- Semi-Automated Method (SM 4500-NH3-G):
Nitrogen, total kjeldahl was detected between the MDL and the RL in the method blank for batch 272922; this analyte was either not detected in samples at or above the RL, or detected at a level at least 10 times that of the blank. No other analytical problems were encountered.

EPA 100.2 Asbestos (EPA 100.2 Asbestos):
SGS Forensic in Hayward, CA performed the analysis (not NELAP certified). Please see the SGS Forensic case narrative.

EPA 1613B - 2,3,7,8-TCDD only (EPA 1613B):
Enthalpy - Wilmington in Wilmington, NC performed the analysis (not NELAP certified). Please see the Enthalpy - Wilmington case narrative.

EPA 552.2 Haloacetic Acids (EPA 552.2):
Weck Laboratories, Inc. in Hacienda Heights, CA performed the analysis (not NELAP certified). Please see the Weck Laboratories, Inc. case narrative.

EPA 508 Chlorinated Pesticides (EPA 508):
Weck Laboratories, Inc. in Hacienda Heights, CA performed the analysis (not NELAP certified). Please see the Weck Laboratories, Inc. case narrative.

EPA 515.3 Chlorinated Acids (EPA 515.3):
Weck Laboratories, Inc. in Hacienda Heights, CA performed the analysis (not NELAP certified). Please see the Weck Laboratories, Inc. case narrative.

EPA 525.2 Semi-Volatile Organics (EPA 525.2):
Weck Laboratories, Inc. in Hacienda Heights, CA performed the analysis (not NELAP certified). Please see the Weck Laboratories, Inc. case narrative.

EPA 547 Glyphosate (EPA 547):
Weck Laboratories, Inc. in Hacienda Heights, CA performed the analysis (not NELAP certified). Please see the Weck Laboratories, Inc. case narrative.

EPA 548.1 Endothall (EPA 548.1):
Weck Laboratories, Inc. in Hacienda Heights, CA performed the analysis (not NELAP certified). Please see the Weck Laboratories, Inc. case narrative.

EPA 549.2 Diquat (EPA 549.2):
Weck Laboratories, Inc. in Hacienda Heights, CA performed the analysis (not NELAP certified). Please see the Weck Laboratories, Inc. case narrative.

EPA 531.1 Carbamates (EPA 531.1):
Weck Laboratories, Inc. in Hacienda Heights, CA performed the analysis (not NELAP certified). Please see the Weck Laboratories, Inc. case narrative.

EPA 900.0 Gross Alpha and Beta (EPA 900.0):
Pace Analytical - Greensburg in Greensburg, PA performed the analysis (not NELAP certified). Please see the Pace Analytical - Greensburg case narrative.

EPA 903.1 Radium-226 (EPA 903.1):
Pace Analytical - Greensburg in Greensburg, PA performed the analysis (not NELAP certified). Please see the Pace Analytical - Greensburg case narrative.

EPA 904.0 Radium-228 (EPA 904.0):
Pace Analytical - Greensburg in Greensburg, PA performed the analysis (not NELAP certified). Please see the Pace Analytical - Greensburg case narrative.

EPA 906.0 Tritium (EPA 906.0):
Pace Analytical - Greensburg in Greensburg, PA performed the analysis (not NELAP certified). Please see the Pace Analytical - Greensburg case narrative.

EPA 905.0 Strontium-90 (EPA 905.0):
Pace Analytical - Greensburg in Greensburg, PA performed the analysis (not NELAP certified). Please see the Pace Analytical - Greensburg case narrative.

EDB and DBCP by GC (EPA 504.1):
Weck Laboratories, Inc. in Hacienda Heights, CA performed the analysis (not NELAP certified). Please see the Weck Laboratories, Inc. case narrative.

EPA 625 Low Level (EPA 625):
Weck Laboratories, Inc. in Hacienda Heights, CA performed the analysis (not NELAP certified). Please see the Weck Laboratories, Inc. case narrative.

EPA 908.1 Uranium in Water - OUT (EPA 908.0):
Pace Analytical - Greensburg in Greensburg, PA performed the analysis (not NELAP certified). Please see the Pace Analytical - Greensburg case narrative.

EPA 1625 Isotope Dilution (EPA 1625):
Weck Laboratories, Inc. in Hacienda Heights, CA performed the analysis (not NELAP certified). Please see the Weck Laboratories, Inc. case narrative.

Bromate EPA 300.1 -OUT (EPA 300.1):
Weck Laboratories, Inc. in Hacienda Heights, CA performed the analysis (not NELAP certified). Please see the Weck Laboratories, Inc. case narrative.

EPA 1664A Total O&G - OUT (EPA 1664A):
Eurofins CalScience in Garden Grove, CA performed the analysis (not NELAP certified). Please see the Eurofins CalScience case narrative.

BOD (SM 5210B):
Eurofins CalScience in Garden Grove, CA performed the analysis (not NELAP certified). Please see the Eurofins CalScience case narrative.

EPA 1694 Pharma, PCP by HPLC/MS/MS (EPA 1694):
Weck Laboratories, Inc. in Hacienda Heights, CA performed the analysis (not NELAP certified). Please see the Weck Laboratories, Inc. case narrative.

EPA 218.6 Hexavalent Chromium by IC (EPA 218.6):
Weck Laboratories, Inc. in Hacienda Heights, CA performed the analysis (not NELAP certified). Please see the Weck Laboratories, Inc. case narrative.

EPA 300.1 Chlorite by IC (EPA 300.1):
Weck Laboratories, Inc. in Hacienda Heights, CA performed the analysis (not NELAP certified). Please see the Weck Laboratories, Inc. case narrative.

ENTHALPHY ANALYTICAL, INC.	Chain of Custody Record	Turn Around Time (Rush by advanced notice only)					
931 W. Barkley Ave., Orange, CA 92868	Lab No: 449404	Standard:	X	4 Day:		3 Day:	
Phone: (714) 771-6900 Fax: (714) 538-1209	Page: 1 of 3	2 Day:		1 Day:		Same Day:	
Billing: Enthalpy - SoCal	Matrix: A = Air DW = Drinking Water FL = Food Liquid FS = Food Solid L = Liquid PP = Pure Product S = Solid SeaW = Sea Water SW = Swab W = Water WP = Wipe O = Other	Preservatives: 1 = $Na_2S_2O_3$ 2 = HCl 3 = HNO_3 4 = H_2SO_4 5 = NaOH 6 = Other					
c/o Montrose Environmental Group							
1 Park Plaza, Suite 1000, Irvine, CA 92614							

ENTHALPY analytical, inc.

CUSTOMER INFORMATION		PROJECT INFORMATION	
Company:	Rincon Consultants	Name:	Malibu - Annual
Report To:	Kiernan Brtalik	Number:	
Email:		P.O. #:	
Address:	180 N. Ashwood Ave.	Address:	
	Ventura, CA 93003		
Phone:		Global ID:	
Cell:		Sampled By:	

Analysis Request

Sample ID	Sampling Date	Sampling Time	Matrix	Container No. / Size	Pres.	Total /Fecal Coliforms - SM 9223 Quantitray	EPA 200.7 (B), 200.8 (see list), 245.1 (Hg)	EPA 300.0: Cl,Fl,NO2,NO3,SO4; EPA 314.0	SM 4500-CN E; TKN; NH3; Phosphorus	SM 5310C TOC; BOD; TSS; TDS	pH; Residual Cl; MBAS; Turbidity; Color; Odor	SM 2330B Corrosivity; EPA 218.6 Cr VI	EPA 1664A Oil & Grease; EPA 1625M NDMA	EPA 1613 TCDD only; EPA 608 LL; EPA 625 LL	EPA 524.2 VOCs; EPA 624 VOCs	Test Instructions / Comments
SMBRP-9	8/18/21	0900	W			X	X	X	X	X	X	X	X	X	X	7.8/8.1
SMBRP-12	8/18/21	0950	W			X	X	X	X	X	X	X	X	X	X	
~~MCWP-MW04S~~						~~X~~	~~X~~	~~X~~	~~X~~	~~X~~	~~X~~	~~X~~	~~X~~	~~X~~	~~X~~	MC
~~MCWP-MW04D~~ MCWP-MW04D	8/18/21	1315	W			X	X	X	X	X	X	X	X	X	X	
~~MCWP-MW07S~~						~~X~~	~~X~~	~~X~~	~~X~~	~~X~~	~~X~~	~~X~~	~~X~~	~~X~~	~~X~~	MC
~~MCWP-MW07D~~						~~X~~	~~X~~	~~X~~	~~X~~	~~X~~	~~X~~	~~X~~	~~X~~	~~X~~	~~X~~	MC
~~MCWP-MW09~~						~~X~~	~~X~~	~~X~~	~~X~~	~~X~~	~~X~~	~~X~~	~~X~~	~~X~~	~~X~~	MC

	Signature	Print Name	Company / Title	Date / Time
1 Relinquished By:	[signature]	Michelle Carter	Rincon Consultants	8/18/21 / 1440
1 Received By:	[signature]	[signature]	EA	8/18/21 1440
2 Relinquished By:	[signature]	[signature]	EA	8/18/21 1720
2 Received By:	[signature]	ZAN DADUA	EA/GL	8/18/21 1720.
3 Relinquished By:				

ENTHALPHY ANALYTICAL, INC.		Chain of Custody Record			Turn Around Time (Rush by advanced notice only)					
931 W. Barkley Ave., Orange, CA 92868	ENTHALPY analytical, inc.	Lab No: 449404			Standard:	X	4 Day:		3 Day:	
Phone: (714) 771-6900 Fax: (714) 538-1209		Page: 2	of	3	2 Day:		1 Day:		Same Day:	
Billing: Enthalpy - SoCal		Matrix: A = Air DW = Drinking Water FL = Food Liquid FS = Food Solid L = Liquid PP = Pure Product S = Solid SeaW = Sea Water SW = Swab W = Water WP = Wipe O = Other			Preservatives: 1 = $Na_2S_2O_3$ 2 = HCl 3 = HNO_3 4 = H_2SO_4 5 = NaOH 6 = Other					
c/o Montrose Environmental Group										
1 Park Plaza, Suite 1000, Irvine, CA 92614										

CUSTOMER INFORMATION		PROJECT INFORMATION	
Company:	Rincon Consultants	Name:	Malibu - Annual
Report To:	Kiernan Brtalik	Number:	
Email:		P.O. #:	
Address:	180 N. Ashwood Ave.	Address:	
	Ventura, CA 93003		
Phone:		Global ID:	
Cell:		Sampled By:	

Sample ID	Sampling Date	Sampling Time	Matrix	Container No. / Size	Pres.	EPA 100.2 Asbestos;EPA 908.0 Uranium	EPA 900.0 Gross Alpha & Beta	EPA 903.0 Radium 226, Radium 228	EPA 905.0 Strontium-90; EPA 906.0 Tritium	EPA 504.1 EDB, DBCP; EPA 525.2 (see list)	EPA 515.3 Chlorinated Herbicides	EPA 300.1B Bromate, Chlorite	EPA 531.1 Carbofuran, Oxamyl	EPA 548.1 Endothall; EPA 549.2 Diquat	EPA 547 Glyphosate; EPA 552.2 HAAs	Test Instructions / Comments
SMBRP-9	8/18/21	0900	W			X	X	X	X	X	X	X	X	X	X	2.8/5.2 3.0/14.8
SMBRP-12	8/18/21	0950	W			X	X	X	X	X	X	X	X	X	X	
~~MCWP-MW04S~~						X	X	X	X	X	X	X	X	X	X	MC
MCWP-MW04D	8/18/21	1315	W			X	X	X	X	X	X	X	X	X	X	
~~MCWP-MW07S~~						X	X	X	X	X	X	X	X	X	X	MC
~~MCWP-MW07D~~						X	X	X	X	X	X	X	X	X	X	MC
~~MCWP-MW09~~						X	X	X	X	X	X	X	X	X	X	MC

	Signature	Print Name	Company / Title	Date / Time
[1] Relinquished By:		Michelle Carter	Rincon Consultants	8/18/21 1900
[1] Received By:			EA	8/18/21 1400
[2] Relinquished By:			EA	8/18/21 1720
[2] Received By:			EA/GL	8/18/21 1720
[3] Relinquished By:				

ENTHALPHY ANALYTICAL, INC.		Chain of Custody Record				Turn Around Time (Rush by advanced notice only)					
931 W. Barkley Ave., Orange, CA 92868		Lab No:	449404			Standard:	X	4 Day:		3 Day:	
Phone: (714) 771-6900 Fax: (714) 538-1209		Page:	3	of	3	2 Day:		1 Day:		Same Day:	
Billing: Enthalpy - SoCal		Matrix: A = Air DW = Drinking Water FL = Food Liquid FS = Food Solid L = Liquid PP = Pure Product S = Solid SeaW = Sea Water SW = Swab W = Water WP = Wipe O = Other				Preservatives: 1 = $Na_2S_2O_3$ 2 = HCl 3 = HNO_3 4 = H_2SO_4 5 = NaOH 6 = Other					
c/o Montrose Environmental Group											
1 Park Plaza, Suite 1000, Irvine, CA 92614											

CUSTOMER INFORMATION		PROJECT INFORMATION	
Company:	Rincon Consultants	Name:	Malibu - Annual
Report To:	Kiernan Brtalik	Number:	
Email:		P.O. #:	
Address:	180 N. Ashwood Ave.	Address:	
	Ventura, CA 93003		
Phone:		Global ID:	
Cell:		Sampled By:	

Sample ID	Sampling Date	Sampling Time	Matrix	Container No. / Size	Pres.	EPA 1694M-ESI+/ESI-/APCI (see list)	EPA 508 Pest/PCBs	Test Instructions / Comments
SMBRP-9	8/18/21	0900	W			X	X	
SMBRP-12	8/18/21	0950	W			X	X	
~~MCWP-MW04S~~						~~X~~	~~X~~	MC
MCWP-MW04D	8/18/21	1315	W			X	X	
~~MCWP-MW07S~~						~~X~~	~~X~~	MC
~~MCWP-MW07D~~						~~X~~	~~X~~	MC
~~MCWP-MW09~~						~~X~~	~~X~~	MC

Test Instructions / Comments: 11.4/11.6°C 10.9/11.5°C

	Signature	Print Name	Company / Title	Date / Time
[1] Relinquished By:		Michelle Carter	Rincon Consultants	8/18/21 1440
[1] Received By:		[illegible]	EA	8/18/21 1440
[2] Relinquished By:		[illegible]	EA	8/18/21 1720
[2] Received By:		ZAID PADILLA	EA/GL	8/18/21 1720
[3] Relinquished By:				

ENTHALPY ANALYTICAL

SAMPLE ACCEPTANCE CHECKLIST

Section 1

Client: Rincon Consultants, Inc. Project: Malibu - Annual

Date Received: 8/18/21 Sampler's Name Present: ☑ Yes ☐ No

Section 2

Sample(s) received in a cooler? ☑ Yes, How many? 5 ☐ No (skip section 2) Sample Temp (°C) (No Cooler): _____

Sample Temp (°C), One from each cooler: #1: 8.1 #2: 5.2 #3: 4.8 #4: 11.6 #5: 11.5

(Acceptance range is < 6°C but not frozen (for Microbiology samples, acceptance range is < 10°C but not frozen). It is acceptable for samples collected the same day as sample receipt to have a higher temperature as long as there is evidence that cooling has begun.)

Shipping Information: _____

Section 3

Was the cooler packed with: ☑ Ice ☐ Ice Packs ☐ Bubble Wrap ☐ Styrofoam ☐ Paper ☐ None ☐ Other _____

Cooler Temp (°C): #1: 7.8 #2: 2.8 #3: 3.0 #4: 11.4 #5: 10.9

Section 4	YES	NO	N/A
Was a COC received?	✔		
Are sample IDs present?	✔		
Are sampling dates & times present?	✔		
Is a relinquished signature present?	✔		
Are the tests required clearly indicated on the COC?	✔		
Are custody seals present?		✔	
If custody seals are present, were they intact?			✔
Are all samples sealed in plastic bags? (Recommended for Microbiology samples)	✔		
Did all samples arrive intact? If no, indicate in Section 4 below.	✔		
Did all bottle labels agree with COC? (ID, dates and times)	✔		
Were the samples collected in the correct containers for the required tests?	✔		
Are the containers labeled with the correct preservatives?	✔		
Is there headspace in the VOA vials greater than 5-6 mm in diameter?		✔	
Was a sufficient amount of sample submitted for the requested tests?	✔		

Section 5 Explanations/Comments

Section 6

For discrepancies, how was the Project Manager notified? ☐ Verbal PM Initials: _____ Date/Time _____

☐ Email (email sent to/on): _____ / _____

Project Manager's response:

Completed By: _____ Date: 8/18/21

ENTHALPY ANALYTICAL

Analysis Results for 449404

Kiernan Brtalik
Rincon Consultants - Ventura
180 North Ashwood Ave.
Ventura, CA 93003

Lab Job #: 449404
Project No: MALIBU
Location: Annual - Partial Report (Enthalpy + Eurofins Calscience data only)
Date Received: 08/18/21

Sample ID: SMBRP-9 **Lab ID: 449404-001** **Collected: 08/18/21 09:00**
Matrix: Water

449404-001 Analyte	Result	Qual	Units	RL	MDL	DF	Batch	Prepared	Analyzed	Chemist
Method: EPA 200.7 Prep Method: EPA 200.7										
Boron	**0.55**		mg/L	0.050	0.0080	1	272520	08/19/21	08/26/21	KLN
Calcium	**64**		mg/L	0.10	0.021	1	272520	08/19/21	08/19/21	KLN
Iron	**9.1**		mg/L	0.020	0.0066	1	272520	08/19/21	08/19/21	KLN
Magnesium	**170**		mg/L	0.10	0.049	1	272520	08/19/21	08/19/21	KLN
Manganese	**0.19**		mg/L	0.010	0.00061	1	272520	08/19/21	08/19/21	KLN
Potassium	**3.0**		mg/L	0.50	0.18	1	272520	08/19/21	08/19/21	KLN
Sodium	**180**		mg/L	0.50	0.035	1	272520	08/19/21	08/19/21	KLN
Method: EPA 200.8 Prep Method: EPA 200.8										
Aluminum	**4,900**		ug/L	100	32	10	272521	08/19/21	09/01/21	SBW
Antimony	**0.45**	J	ug/L	0.50	0.060	1	272521	08/19/21	08/24/21	SBW
Arsenic	**1.0**	J	ug/L	2.0	0.38	1	272521	08/19/21	08/24/21	SBW
Barium	**69**		ug/L	5.0	0.28	1	272521	08/19/21	08/24/21	SBW
Beryllium	**0.24**	J	ug/L	0.50	0.050	1	272521	08/19/21	08/24/21	SBW
Cadmium	**0.15**	J	ug/L	0.20	0.033	1	272521	08/19/21	08/24/21	SBW
Chromium	**15**		ug/L	10	4.8	10	272521	08/19/21	09/01/21	SBW
Copper	**7.4**		ug/L	0.50	0.050	1	272521	08/19/21	08/24/21	SBW
Lead	**3.2**		ug/L	0.50	0.044	1	272521	08/19/21	08/24/21	SBW
Nickel	**9.9**		ug/L	1.0	0.20	1	272521	08/19/21	08/24/21	SBW
Selenium	**3.3**		ug/L	2.0	0.27	1	272521	08/19/21	08/24/21	SBW
Silver	**0.070**	J	ug/L	0.20	0.025	1	272521	08/19/21	08/24/21	SBW
Thallium	ND		ug/L	1.0	0.23	1	272521	08/19/21	08/24/21	SBW
Zinc	**22**		ug/L	10	4.2	1	272521	08/19/21	08/24/21	SBW
Method: EPA 245.1 Prep Method: METHOD										
Mercury	ND		ug/L	0.20	0.094	1	272626	08/20/21	08/20/21	TNN
Method: EPA 300.0 Prep Method: METHOD										
Chloride	**130**		mg/L	5.0	0.50	1	272550	08/19/21 09:22	08/19/21 10:06	JCP
Nitrogen, Nitrite	ND		mg/L	0.10	0.01	1	272550	08/19/21 09:22	08/19/21 10:06	JCP
Nitrogen, Nitrate	**4.4**		mg/L	0.10	0.05	1	272550	08/19/21 09:22	08/19/21 10:06	JCP
Sulfate	**190**		mg/L	10	2.5	10	272550	08/19/21 09:22	08/19/21 22:09	JCP
Nitrogen, Nitrate/Nitrite	**4.4**		mg/L	0.10		1	272550	08/19/21 09:22	08/19/21 10:06	JCP

Results for any subcontracted analyses are not included in this section.

ENTHALPY ANALYTICAL

Analysis Results for 449404

449404-001 Analyte	Result	Qual	Units	RL	MDL	DF	Batch	Prepared	Analyzed	Chemist
Method: EPA 314.0 Prep Method: METHOD										
Perchlorate	ND		ug/L	2.0	0.53	1	272498	08/18/21	08/19/21	JCP
Method: EPA 524.2 Prep Method: METHOD										
2-Chloroethylvinylether	ND		ug/L	50	2.5	1	272582	08/20/21	08/20/21	ILK
Acrolein	ND		ug/L	5.0	3.6	1	272582	08/20/21	08/20/21	ILK
Acrylonitrile	ND		ug/L	2.0	0.8	1	272582	08/20/21	08/20/21	ILK
1,1-Dichloroethene	ND		ug/L	0.50	0.27	1	272921	08/26/21	08/26/21	ILK
Benzene	ND		ug/L	0.50	0.32	1	272921	08/26/21	08/26/21	ILK
Trichloroethene	ND		ug/L	0.50	0.29	1	272921	08/26/21	08/26/21	ILK
Toluene	ND		ug/L	0.50	0.26	1	272921	08/26/21	08/26/21	ILK
Chlorobenzene	ND		ug/L	0.50	0.24	1	272921	08/26/21	08/26/21	ILK
Chloromethane	ND		ug/L	0.50	0.34	1	272921	08/26/21	08/26/21	ILK
Vinyl Chloride	ND		ug/L	0.50	0.30	1	272921	08/26/21	08/26/21	ILK
Bromomethane	ND		ug/L	1.0	0.46	1	272921	08/26/21	08/26/21	ILK
Chloroethane	ND		ug/L	0.50	0.26	1	272921	08/26/21	08/26/21	ILK
Trichlorofluoromethane	ND		ug/L	0.50	0.36	1	272921	08/26/21	08/26/21	ILK
Freon 113	ND		ug/L	0.50	0.36	1	272921	08/26/21	08/26/21	ILK
Methylene Chloride	**1.3**		ug/L	0.50	0.42	1	272921	08/26/21	08/26/21	ILK
MTBE	ND		ug/L	0.50	0.37	1	272921	08/26/21	08/26/21	ILK
trans-1,2-Dichloroethene	ND		ug/L	0.50	0.31	1	272921	08/26/21	08/26/21	ILK
1,1-Dichloroethane	ND		ug/L	0.50	0.26	1	272921	08/26/21	08/26/21	ILK
cis-1,2-Dichloroethene	ND		ug/L	0.50	0.29	1	272921	08/26/21	08/26/21	ILK
Chloroform	ND		ug/L	0.50	0.30	1	272921	08/26/21	08/26/21	ILK
1,1,1-Trichloroethane	ND		ug/L	0.50	0.26	1	272921	08/26/21	08/26/21	ILK
Carbon Tetrachloride	ND		ug/L	0.50	0.30	1	272921	08/26/21	08/26/21	ILK
1,2-Dichloroethane	ND		ug/L	0.50	0.29	1	272921	08/26/21	08/26/21	ILK
1,2-Dichloropropane	ND		ug/L	0.50	0.24	1	272921	08/26/21	08/26/21	ILK
Bromodichloromethane	ND		ug/L	0.50	0.25	1	272921	08/26/21	08/26/21	ILK
cis-1,3-Dichloropropene	ND		ug/L	0.50	0.24	1	272921	08/26/21	08/26/21	ILK
trans-1,3-Dichloropropene	ND		ug/L	0.50	0.18	1	272921	08/26/21	08/26/21	ILK
1,1,2-Trichloroethane	ND		ug/L	0.50	0.35	1	272921	08/26/21	08/26/21	ILK
Tetrachloroethene	ND		ug/L	0.50	0.20	1	272921	08/26/21	08/26/21	ILK
Dibromochloromethane	ND		ug/L	0.50	0.36	1	272921	08/26/21	08/26/21	ILK
Ethylbenzene	ND		ug/L	0.50	0.30	1	272921	08/26/21	08/26/21	ILK
m,p-Xylenes	ND		ug/L	1.0	0.43	1	272921	08/26/21	08/26/21	ILK
Styrene	ND		ug/L	0.50	0.26	1	272921	08/26/21	08/26/21	ILK
Bromoform	ND		ug/L	0.50	0.22	1	272921	08/26/21	08/26/21	ILK
1,1,2,2-Tetrachloroethane	ND		ug/L	0.50	0.30	1	272921	08/26/21	08/26/21	ILK
1,3-Dichlorobenzene	ND		ug/L	0.50	0.31	1	272921	08/26/21	08/26/21	ILK
1,4-Dichlorobenzene	ND		ug/L	0.50	0.26	1	272921	08/26/21	08/26/21	ILK
1,2-Dichlorobenzene	ND		ug/L	0.50	0.29	1	272921	08/26/21	08/26/21	ILK
1,2,4-Trichlorobenzene	ND		ug/L	0.50	0.20	1	272921	08/26/21	08/26/21	ILK
Surrogates				**Limits**						
Bromofluorobenzene	101%		%REC	70-140	0.83	1	272921	08/26/21	08/26/21	ILK

Results for any subcontracted analyses are not included in this section.

ENTHALPY ANALYTICAL

Analysis Results for 449404

449404-001 Analyte	Result	Qual	Units	RL	MDL	DF	Batch	Prepared	Analyzed	Chemist
1,2-Dichloroethane-d4	96%		%REC	70-140	3.0	1	272921	08/26/21	08/26/21	ILK
Dibromofluoromethane	106%		%REC	70-140		1	272921	08/26/21	08/26/21	ILK
Toluene-d8	99%		%REC	70-140	0.35	1	272921	08/26/21	08/26/21	ILK
Method: SM 2150B										
Odor	ND		TON	1.0		1	272517	08/18/21 19:00	08/18/21 19:00	WWC
Method: SM 2330B										
CCPP	**0.27**		SU			1	273191	09/01/21	09/01/21	SLL
Method: SM 4500-CL-G										
Chlorine, Total Residual	ND	H	mg/L	0.10	0.042	1	272622	08/20/21 16:30	08/20/21 16:30	WWC
Method: SM 4500-CN-E Prep Method: METHOD										
Cyanide	**0.0050**	J	mg/L	0.010	0.0022	1	272831	08/25/21	08/25/21	ATP
Method: SM 4500-F-C										
Fluoride	**0.90**		mg/L	0.10	0.010	1	272549	08/30/21	08/30/21	LVL
Method: SM 4500-H+ B										
pH	**7.08**	H	SU			1	272559	08/19/21 16:00	08/19/21 16:00	WWC
Temperature	**23.20**	H	deg C	1.00		1	272559	08/19/21 16:00	08/19/21 16:00	WWC
Method: SM 4500-NH3-G										
Ammonia-N	ND		mg/L	0.10	0.010	1	272708	08/24/21	08/24/21	ATP
Nitrogen, Total Kjeldahl	**0.39**	J	mg/L	0.40	0.030	1	272922	08/26/21	08/26/21	ATP
Method: SM 4500-P-B5-E										
Phosphorus	**0.25**		mg/L	0.020	0.010	1	273009	08/27/21	08/27/21	ATP
Method: SM 5310B										
Total Organic Carbon	ND		mg/L	1.0	0.18	1	272584	08/19/21	08/19/21	ATP
Method: SM 9223Bb										
Fecal Coliform	**7.5**		MPN/100ml	1.0		1	272545	08/18/21 18:00	08/19/21 14:00	SZL
Coliform, Total	**2,000**		MPN/100ml	1.0		1	272545	08/18/21 18:00	08/19/21 14:00	SZL
Method: SM2120B										
Color	**80**		ColorUnits	5		1	272516	08/18/21 19:00	08/18/21 19:00	WWC
Method: SM2130B										
Turbidity	**37**		NTU	0.10	0.07	1	272518	08/18/21 19:00	08/18/21 19:00	WWC
Method: SM2320B Prep Method: METHOD										
Bicarbonate	**960**		mg/L	25		5	272753	08/24/21	08/24/21	MMP
Carbonate	ND		mg/L	25		5	272753	08/24/21	08/24/21	MMP
Hydroxide	ND		mg/L	25		5	272753	08/24/21	08/24/21	MMP
Alkalinity, Total as CaCO3	**790**		mg/L	25		5	272753	08/24/21	08/24/21	MMP
Method: SM2540C Prep Method: METHOD										
Total Dissolved Solids	**1,200**		mg/L	20		2	272533	08/19/21	08/20/21	WWC
Method: SM2540D Prep Method: METHOD										
Total Suspended Solids	**350**		mg/L	2.0		4	272630	08/20/21	08/20/21	ATP

Results for any subcontracted analyses are not included in this section.

ENTHALPY ANALYTICAL

Analysis Results for 449404

449404-001 Analyte	Result	Qual	Units	RL	MDL	DF	Batch	Prepared	Analyzed	Chemist
Method: SM5540C										
Surfactants (MBAS)	**0.12**		mg/L	0.040	0.027	1	272864	08/20/21 09:00	08/20/21 16:36	ATP

Results for any subcontracted analyses are not included in this section.

ENTHALPY ANALYTICAL

Analysis Results for 449404

Sample ID: SMBRP-12	Lab ID: 449404-002	Collected: 08/18/21 09:50
	Matrix: Water	

449404-002 Analyte	Result	Qual	Units	RL	MDL	DF	Batch	Prepared	Analyzed	Chemist
Method: EPA 200.7 Prep Method: EPA 200.7										
Boron	**0.85**		mg/L	0.050	0.0080	1	272520	08/19/21	08/26/21	KLN
Calcium	**220**		mg/L	0.10	0.021	1	272520	08/19/21	08/19/21	KLN
Iron	**47**		mg/L	0.020	0.0066	1	272520	08/19/21	08/19/21	KLN
Magnesium	**180**		mg/L	0.10	0.049	1	272520	08/19/21	08/19/21	KLN
Manganese	**1.4**		mg/L	0.010	0.00061	1	272520	08/19/21	08/19/21	KLN
Potassium	**42**		mg/L	0.50	0.18	1	272520	08/19/21	08/19/21	KLN
Sodium	**560**		mg/L	0.50	0.035	1	272520	08/19/21	08/19/21	KLN
Method: EPA 200.8 Prep Method: EPA 200.8										
Aluminum	**17,000**		ug/L	200	64	20	272521	08/19/21	09/01/21	SBW
Antimony	**0.71**		ug/L	0.50	0.060	1	272521	08/19/21	08/24/21	SBW
Arsenic	**29**		ug/L	2.0	0.38	1	272521	08/19/21	08/24/21	SBW
Barium	**270**		ug/L	5.0	0.28	1	272521	08/19/21	08/24/21	SBW
Beryllium	ND		ug/L	10	1.0	20	272521	08/19/21	09/01/21	SBW
Cadmium	**8.0**		ug/L	0.20	0.033	1	272521	08/19/21	08/24/21	SBW
Chromium	**60**		ug/L	20	9.6	20	272521	08/19/21	09/01/21	SBW
Copper	**50**		ug/L	0.50	0.050	1	272521	08/19/21	08/24/21	SBW
Lead	**13**		ug/L	0.50	0.044	1	272521	08/19/21	08/24/21	SBW
Nickel	**94**		ug/L	1.0	0.20	1	272521	08/19/21	08/24/21	SBW
Selenium	**18**		ug/L	2.0	0.27	1	272521	08/19/21	08/24/21	SBW
Silver	**0.33**		ug/L	0.20	0.025	1	272521	08/19/21	08/24/21	SBW
Thallium	**0.62**	J	ug/L	1.0	0.23	1	272521	08/19/21	08/24/21	SBW
Zinc	**120**		ug/L	10	4.2	1	272521	08/19/21	08/24/21	SBW
Method: EPA 245.1 Prep Method: METHOD										
Mercury	**0.13**	J	ug/L	0.20	0.094	1	272626	08/20/21	08/20/21	TNN
Method: EPA 300.0 Prep Method: METHOD										
Chloride	**930**		mg/L	50	5.0	10	272550	08/19/21 09:22	08/19/21 22:31	JCP
Nitrogen, Nitrite	ND		mg/L	0.10	0.01	1	272550	08/19/21 09:22	08/19/21 10:28	JCP
Nitrogen, Nitrate	ND		mg/L	0.10	0.05	1	272550	08/19/21 09:22	08/19/21 10:28	JCP
Sulfate	**480**		mg/L	10	2.5	10	272550	08/19/21 09:22	08/19/21 22:31	JCP
Nitrogen, Nitrate/Nitrite	ND		mg/L	0.10		1	272550	08/19/21 09:22	08/19/21 10:28	JCP
Method: EPA 314.0 Prep Method: METHOD										
Perchlorate	ND		ug/L	4.0	1.1	2	272498	08/18/21	08/19/21	JCP
Method: EPA 524.2 Prep Method: METHOD										
2-Chloroethylvinylether	ND		ug/L	50	2.5	1	272582	08/20/21	08/20/21	ILK
Acrolein	ND		ug/L	5.0	3.6	1	272582	08/20/21	08/20/21	ILK

Results for any subcontracted analyses are not included in this section.

ENTHALPY ANALYTICAL

Analysis Results for 449404

449404-002 Analyte	Result	Qual	Units	RL	MDL	DF	Batch	Prepared	Analyzed	Chemist
Acrylonitrile	ND		ug/L	2.0	0.8	1	272582	08/20/21	08/20/21	ILK
1,1-Dichloroethene	ND		ug/L	0.50	0.27	1	272921	08/26/21	08/26/21	ILK
Benzene	ND		ug/L	0.50	0.32	1	272921	08/26/21	08/26/21	ILK
Trichloroethene	ND		ug/L	0.50	0.29	1	272921	08/26/21	08/26/21	ILK
Toluene	ND		ug/L	0.50	0.26	1	272921	08/26/21	08/26/21	ILK
Chlorobenzene	ND		ug/L	0.50	0.24	1	272921	08/26/21	08/26/21	ILK
Chloromethane	ND		ug/L	0.50	0.34	1	272921	08/26/21	08/26/21	ILK
Vinyl Chloride	ND		ug/L	0.50	0.30	1	272921	08/26/21	08/26/21	ILK
Bromomethane	ND		ug/L	1.0	0.46	1	272921	08/26/21	08/26/21	ILK
Chloroethane	ND		ug/L	0.50	0.26	1	272921	08/26/21	08/26/21	ILK
Trichlorofluoromethane	ND		ug/L	0.50	0.36	1	272921	08/26/21	08/26/21	ILK
Freon 113	ND		ug/L	0.50	0.36	1	272921	08/26/21	08/26/21	ILK
Methylene Chloride	**0.55**		ug/L	0.50	0.42	1	272921	08/26/21	08/26/21	ILK
MTBE	ND		ug/L	0.50	0.37	1	272921	08/26/21	08/26/21	ILK
trans-1,2-Dichloroethene	ND		ug/L	0.50	0.31	1	272921	08/26/21	08/26/21	ILK
1,1-Dichloroethane	ND		ug/L	0.50	0.26	1	272921	08/26/21	08/26/21	ILK
cis-1,2-Dichloroethene	ND		ug/L	0.50	0.29	1	272921	08/26/21	08/26/21	ILK
Chloroform	ND		ug/L	0.50	0.30	1	272921	08/26/21	08/26/21	ILK
1,1,1-Trichloroethane	ND		ug/L	0.50	0.26	1	272921	08/26/21	08/26/21	ILK
Carbon Tetrachloride	ND		ug/L	0.50	0.30	1	272921	08/26/21	08/26/21	ILK
1,2-Dichloroethane	ND		ug/L	0.50	0.29	1	272921	08/26/21	08/26/21	ILK
1,2-Dichloropropane	ND		ug/L	0.50	0.24	1	272921	08/26/21	08/26/21	ILK
Bromodichloromethane	ND		ug/L	0.50	0.25	1	272921	08/26/21	08/26/21	ILK
cis-1,3-Dichloropropene	ND		ug/L	0.50	0.24	1	272921	08/26/21	08/26/21	ILK
trans-1,3-Dichloropropene	ND		ug/L	0.50	0.18	1	272921	08/26/21	08/26/21	ILK
1,1,2-Trichloroethane	ND		ug/L	0.50	0.35	1	272921	08/26/21	08/26/21	ILK
Tetrachloroethene	ND		ug/L	0.50	0.20	1	272921	08/26/21	08/26/21	ILK
Dibromochloromethane	ND		ug/L	0.50	0.36	1	272921	08/26/21	08/26/21	ILK
Ethylbenzene	ND		ug/L	0.50	0.30	1	272921	08/26/21	08/26/21	ILK
m,p-Xylenes	ND		ug/L	1.0	0.43	1	272921	08/26/21	08/26/21	ILK
Styrene	ND		ug/L	0.50	0.26	1	272921	08/26/21	08/26/21	ILK
Bromoform	ND		ug/L	0.50	0.22	1	272921	08/26/21	08/26/21	ILK
1,1,2,2-Tetrachloroethane	ND		ug/L	0.50	0.30	1	272921	08/26/21	08/26/21	ILK
1,3-Dichlorobenzene	ND		ug/L	0.50	0.31	1	272921	08/26/21	08/26/21	ILK
1,4-Dichlorobenzene	ND		ug/L	0.50	0.26	1	272921	08/26/21	08/26/21	ILK
1,2-Dichlorobenzene	ND		ug/L	0.50	0.29	1	272921	08/26/21	08/26/21	ILK
1,2,4-Trichlorobenzene	ND		ug/L	0.50	0.20	1	272921	08/26/21	08/26/21	ILK
Surrogates				**Limits**						
Bromofluorobenzene	101%		%REC	70-140	0.83	1	272921	08/26/21	08/26/21	ILK
1,2-Dichloroethane-d4	99%		%REC	70-140	3.0	1	272921	08/26/21	08/26/21	ILK
Dibromofluoromethane	104%		%REC	70-140		1	272921	08/26/21	08/26/21	ILK
Toluene-d8	101%		%REC	70-140	0.35	1	272921	08/26/21	08/26/21	ILK
Method: SM 2150B										
Odor	ND		TON	1.0		1	272517	08/18/21 19:00	08/18/21 19:00	WWC
Method: SM 2330B										
CCPP	**0.34**		SU			1	273191	09/01/21	09/01/21	SLL

Results for any subcontracted analyses are not included in this section.

ENTHALPY ANALYTICAL

Analysis Results for 449404

449404-002 Analyte	Result	Qual	Units	RL	MDL	DF	Batch	Prepared	Analyzed	Chemist
Method: SM 4500-CL-G										
Chlorine, Total Residual	ND	H	mg/L	0.10	0.042	1	272622	08/20/21 16:30	08/20/21 16:30	WWC
Method: SM 4500-CN-E Prep Method: METHOD										
Cyanide	**0.049**		mg/L	0.010	0.0022	1	272831	08/25/21	08/25/21	ATP
Method: SM 4500-F-C										
Fluoride	**0.48**		mg/L	0.10	0.010	1	272549	08/30/21	08/30/21	LVL
Method: SM 4500-H+ B										
pH	**6.97**	H	SU			1	272559	08/19/21 16:00	08/19/21 16:00	WWC
Temperature	**23.20**	H	deg C	1.00		1	272559	08/19/21 16:00	08/19/21 16:00	WWC
Method: SM 4500-NH3-G										
Ammonia-N	**5.3**		mg/L	0.50	0.050	5	272708	08/24/21	08/24/21	ATP
Nitrogen, Total Kjeldahl	**7.6**		mg/L	0.40	0.030	1	272922	08/26/21	08/26/21	ATP
Method: SM 4500-P-B5-E										
Phosphorus	**0.26**		mg/L	0.020	0.010	1	273009	08/27/21	08/27/21	ATP
Method: SM 5310B										
Total Organic Carbon	ND		mg/L	1.0	0.18	1	272584	08/19/21	08/19/21	ATP
Method: SM 9223Bb										
Fecal Coliform	<1.0		MPN/100ml	1.0		1	272545	08/18/21 18:00	08/19/21 14:00	SZL
Coliform, Total	**220**		MPN/100ml	1.0		1	272545	08/18/21 18:00	08/19/21 14:00	SZL
Method: SM2120B										
Color	**30**		ColorUnits	5		1	272516	08/18/21 19:00	08/18/21 19:00	WWC
Method: SM2130B										
Turbidity	**17**		NTU	0.10	0.07	1	272518	08/18/21 19:00	08/18/21 19:00	WWC
Method: SM2320B Prep Method: METHOD										
Bicarbonate	**530**		mg/L	50		10	272753	08/24/21	08/24/21	MMP
Carbonate	ND		mg/L	50		10	272753	08/24/21	08/24/21	MMP
Hydroxide	ND		mg/L	50		10	272753	08/24/21	08/24/21	MMP
Alkalinity, Total as CaCO3	**430**		mg/L	50		10	272753	08/24/21	08/24/21	MMP
Method: SM2540C Prep Method: METHOD										
Total Dissolved Solids	**2,600**		mg/L	20		2	272533	08/19/21	08/20/21	WWC
Method: SM2540D Prep Method: METHOD										
Total Suspended Solids	**640**		mg/L	5.0		10	272630	08/20/21	08/20/21	ATP
Method: SM5540C										
Surfactants (MBAS)	**0.078**		mg/L	0.040	0.027	1	272864	08/20/21 09:00	08/20/21 16:36	ATP

Results for any subcontracted analyses are not included in this section.

ENTHALPY ANALYTICAL

Analysis Results for 449404

Sample ID: MCWP-MW04D	Lab ID: 449404-003	Collected: 08/18/21 13:15
	Matrix: Water	

449404-003 Analyte	Result	Qual	Units	RL	MDL	DF	Batch	Prepared	Analyzed	Chemist
Method: EPA 200.7 Prep Method: EPA 200.7										
Boron	**0.85**		mg/L	0.050	0.0080	1	272519	08/19/21	08/23/21	KLN
Calcium	**160**		mg/L	0.10	0.021	1	272519	08/19/21	08/19/21	KLN
Iron	**0.015**	J	mg/L	0.020	0.0066	1	272519	08/19/21	08/19/21	KLN
Magnesium	**92**		mg/L	0.10	0.049	1	272519	08/19/21	08/19/21	KLN
Manganese	**0.0068**	J	mg/L	0.010	0.00061	1	272519	08/19/21	08/19/21	KLN
Potassium	**3.8**		mg/L	0.50	0.18	1	272519	08/19/21	08/19/21	KLN
Sodium	**180**		mg/L	0.50	0.035	1	272519	08/19/21	08/19/21	KLN
Method: EPA 200.8 Prep Method: EPA 200.8										
Aluminum	**7.0**	J	ug/L	10	3.2	1	272521	08/19/21	09/01/21	SBW
Antimony	**0.15**	J	ug/L	0.50	0.060	1	272521	08/19/21	08/24/21	SBW
Arsenic	ND		ug/L	2.0	0.38	1	272521	08/19/21	08/24/21	SBW
Barium	**31**		ug/L	5.0	0.28	1	272521	08/19/21	08/24/21	SBW
Beryllium	ND		ug/L	0.50	0.050	1	272521	08/19/21	08/24/21	SBW
Cadmium	**0.21**		ug/L	0.20	0.033	1	272521	08/19/21	08/24/21	SBW
Chromium	ND		ug/L	1.0	0.48	1	272521	08/19/21	09/01/21	SBW
Copper	**2.7**	B	ug/L	0.50	0.050	1	272521	08/19/21	08/24/21	SBW
Lead	**0.046**	J	ug/L	0.50	0.044	1	272521	08/19/21	08/24/21	SBW
Nickel	**5.5**		ug/L	1.0	0.20	1	272521	08/19/21	08/24/21	SBW
Selenium	**4.3**		ug/L	2.0	0.27	1	272521	08/19/21	09/01/21	SBW
Silver	**0.040**	J	ug/L	0.20	0.025	1	272521	08/19/21	08/24/21	SBW
Thallium	ND		ug/L	1.0	0.23	1	272521	08/19/21	08/24/21	SBW
Zinc	ND		ug/L	10	4.2	1	272521	08/19/21	08/24/21	SBW
Method: EPA 245.1 Prep Method: METHOD										
Mercury	ND		ug/L	0.20	0.094	1	272626	08/20/21	08/20/21	TNN
Method: EPA 300.0 Prep Method: METHOD										
Chloride	**240**		mg/L	50	5.0	10	272550	08/19/21 09:22	08/19/21 22:53	JCP
Nitrogen, Nitrite	ND		mg/L	0.10	0.01	1	272550	08/19/21 09:22	08/19/21 10:50	JCP
Nitrogen, Nitrate	**1.2**		mg/L	0.10	0.05	1	272550	08/19/21 09:22	08/19/21 10:50	JCP
Sulfate	**550**		mg/L	10	2.5	10	272550	08/19/21 09:22	08/19/21 22:53	JCP
Nitrogen, Nitrate/Nitrite	**1.2**		mg/L	0.10		1	272550	08/19/21 09:22	08/19/21 10:50	JCP
Method: EPA 314.0 Prep Method: METHOD										
Perchlorate	ND		ug/L	2.0	0.53	1	272498	08/18/21	08/19/21	JCP
Method: EPA 524.2 Prep Method: METHOD										
2-Chloroethylvinylether	ND		ug/L	50	2.5	1	272582	08/20/21	08/20/21	ILK
Acrolein	ND		ug/L	5.0	3.6	1	272582	08/20/21	08/20/21	ILK

Results for any subcontracted analyses are not included in this section.

ENTHALPY ANALYTICAL

Analysis Results for 449404

449404-003 Analyte	Result	Qual	Units	RL	MDL	DF	Batch	Prepared	Analyzed	Chemist
Acrylonitrile	ND		ug/L	2.0	0.8	1	272582	08/20/21	08/20/21	ILK
1,1-Dichloroethene	ND		ug/L	0.50	0.27	1	272921	08/26/21	08/26/21	ILK
Benzene	ND		ug/L	0.50	0.32	1	272921	08/26/21	08/26/21	ILK
Trichloroethene	ND		ug/L	0.50	0.29	1	272921	08/26/21	08/26/21	ILK
Toluene	ND		ug/L	0.50	0.26	1	272921	08/26/21	08/26/21	ILK
Chlorobenzene	ND		ug/L	0.50	0.24	1	272921	08/26/21	08/26/21	ILK
Chloromethane	ND		ug/L	0.50	0.34	1	272921	08/26/21	08/26/21	ILK
Vinyl Chloride	ND		ug/L	0.50	0.30	1	272921	08/26/21	08/26/21	ILK
Bromomethane	ND		ug/L	1.0	0.46	1	272921	08/26/21	08/26/21	ILK
Chloroethane	ND		ug/L	0.50	0.26	1	272921	08/26/21	08/26/21	ILK
Trichlorofluoromethane	ND		ug/L	0.50	0.36	1	272921	08/26/21	08/26/21	ILK
Freon 113	ND		ug/L	0.50	0.36	1	272921	08/26/21	08/26/21	ILK
Methylene Chloride	**0.98**		ug/L	0.50	0.42	1	272921	08/26/21	08/26/21	ILK
MTBE	ND		ug/L	0.50	0.37	1	272921	08/26/21	08/26/21	ILK
trans-1,2-Dichloroethene	ND		ug/L	0.50	0.31	1	272921	08/26/21	08/26/21	ILK
1,1-Dichloroethane	ND		ug/L	0.50	0.26	1	272921	08/26/21	08/26/21	ILK
cis-1,2-Dichloroethene	ND		ug/L	0.50	0.29	1	272921	08/26/21	08/26/21	ILK
Chloroform	ND		ug/L	0.50	0.30	1	272921	08/26/21	08/26/21	ILK
1,1,1-Trichloroethane	ND		ug/L	0.50	0.26	1	272921	08/26/21	08/26/21	ILK
Carbon Tetrachloride	ND		ug/L	0.50	0.30	1	272921	08/26/21	08/26/21	ILK
1,2-Dichloroethane	ND		ug/L	0.50	0.29	1	272921	08/26/21	08/26/21	ILK
1,2-Dichloropropane	ND		ug/L	0.50	0.24	1	272921	08/26/21	08/26/21	ILK
Bromodichloromethane	ND		ug/L	0.50	0.25	1	272921	08/26/21	08/26/21	ILK
cis-1,3-Dichloropropene	ND		ug/L	0.50	0.24	1	272921	08/26/21	08/26/21	ILK
trans-1,3-Dichloropropene	ND		ug/L	0.50	0.18	1	272921	08/26/21	08/26/21	ILK
1,1,2-Trichloroethane	ND		ug/L	0.50	0.35	1	272921	08/26/21	08/26/21	ILK
Tetrachloroethene	ND		ug/L	0.50	0.20	1	272921	08/26/21	08/26/21	ILK
Dibromochloromethane	ND		ug/L	0.50	0.36	1	272921	08/26/21	08/26/21	ILK
Ethylbenzene	ND		ug/L	0.50	0.30	1	272921	08/26/21	08/26/21	ILK
m,p-Xylenes	ND		ug/L	1.0	0.43	1	272921	08/26/21	08/26/21	ILK
Styrene	ND		ug/L	0.50	0.26	1	272921	08/26/21	08/26/21	ILK
Bromoform	ND		ug/L	0.50	0.22	1	272921	08/26/21	08/26/21	ILK
1,1,2,2-Tetrachloroethane	ND		ug/L	0.50	0.30	1	272921	08/26/21	08/26/21	ILK
1,3-Dichlorobenzene	ND		ug/L	0.50	0.31	1	272921	08/26/21	08/26/21	ILK
1,4-Dichlorobenzene	ND		ug/L	0.50	0.26	1	272921	08/26/21	08/26/21	ILK
1,2-Dichlorobenzene	ND		ug/L	0.50	0.29	1	272921	08/26/21	08/26/21	ILK
1,2,4-Trichlorobenzene	ND		ug/L	0.50	0.20	1	272921	08/26/21	08/26/21	ILK
Surrogates				**Limits**						
Bromofluorobenzene	101%		%REC	70-140	0.83	1	272921	08/26/21	08/26/21	ILK
1,2-Dichloroethane-d4	93%		%REC	70-140	3.0	1	272921	08/26/21	08/26/21	ILK
Dibromofluoromethane	108%		%REC	70-140		1	272921	08/26/21	08/26/21	ILK
Toluene-d8	101%		%REC	70-140	0.35	1	272921	08/26/21	08/26/21	ILK
Method: SM 2150B										
Odor	ND		TON	1.0		1	272517	08/18/21 19:00	08/18/21 19:00	WWC
Method: SM 2330B										
CCPP	**0.36**		SU			1	273191	09/01/21	09/01/21	SLL

Results for any subcontracted analyses are not included in this section.

ENTHALPY ANALYTICAL

Analysis Results for 449404

449404-003 Analyte	Result	Qual	Units	RL	MDL	DF	Batch	Prepared	Analyzed	Chemist
Method: SM 4500-CL-G										
Chlorine, Total Residual	ND	H	mg/L	0.10	0.042	1	272622	08/20/21 16:30	08/20/21 16:30	WWC
Method: SM 4500-CN-E Prep Method: METHOD										
Cyanide	ND		mg/L	0.010	0.0022	1	272831	08/25/21	08/25/21	ATP
Method: SM 4500-F-C										
Fluoride	**0.55**		mg/L	0.10	0.010	1	272549	08/30/21	08/30/21	LVL
Method: SM 4500-H+ B										
pH	**7.20**	H	SU			1	272559	08/19/21 16:00	08/19/21 16:00	WWC
Temperature	**23.90**	H	deg C	1.00		1	272559	08/19/21 16:00	08/19/21 16:00	WWC
Method: SM 4500-NH3-G										
Ammonia-N	**0.043**	J	mg/L	0.10	0.010	1	272708	08/24/21	08/24/21	ATP
Nitrogen, Total Kjeldahl	**0.36**	B,J	mg/L	0.40	0.030	1	272922	08/26/21	08/26/21	ATP
Method: SM 4500-P-B5-E										
Phosphorus	**0.055**		mg/L	0.020	0.010	1	273009	08/27/21	08/27/21	ATP
Method: SM 5310B										
Total Organic Carbon	ND		mg/L	1.0	0.18	1	272584	08/19/21	08/19/21	ATP
Method: SM 9223Bb										
Fecal Coliform	<1.0		MPN/100ml	1.0		1	272545	08/18/21 18:00	08/19/21 14:00	SZL
Coliform, Total	<1.0		MPN/100ml	1.0		1	272545	08/18/21 18:00	08/19/21 14:00	SZL
Method: SM2120B										
Color	ND		ColorUnits	5		1	272516	08/18/21 19:00	08/18/21 19:00	WWC
Method: SM2130B										
Turbidity	**0.25**		NTU	0.10	0.07	1	272518	08/18/21 19:00	08/18/21 19:00	WWC
Method: SM2320B Prep Method: METHOD										
Bicarbonate	**370**		mg/L	25		5	272753	08/24/21	08/24/21	MMP
Carbonate	ND		mg/L	25		5	272753	08/24/21	08/24/21	MMP
Hydroxide	ND		mg/L	25		5	272753	08/24/21	08/24/21	MMP
Alkalinity, Total as CaCO3	**300**		mg/L	25		5	272753	08/24/21	08/24/21	MMP
Method: SM2540C Prep Method: METHOD										
Total Dissolved Solids	**1,600**		mg/L	20		2	272533	08/19/21	08/20/21	WWC
Method: SM2540D Prep Method: METHOD										
Total Suspended Solids	**5.4**		mg/L	0.6		1.1	272630	08/20/21	08/20/21	ATP
Method: SM5540C										
Surfactants (MBAS)	**0.033**	J	mg/L	0.040	0.027	1	272864	08/20/21 09:00	08/20/21 16:36	ATP

< Value is less than indicated concentration
B Contamination found in associated Method Blank
H Holding time was exceeded
J Estimated value
ND Not Detected

Results for any subcontracted analyses are not included in this section.

ENTHALPY ANALYTICAL

Batch QC

Type: Blank	Lab ID: QC939565	Batch: 272498
Matrix: Water	Method: EPA 314.0	Prep Method: METHOD

QC939565 Analyte	Result	Qual	Units	RL	MDL	Prepared	Analyzed
Perchlorate	ND		ug/L	2.0	0.53	08/18/21	08/19/21

Type: Lab Control Sample	Lab ID: QC939566	Batch: 272498
Matrix: Water	Method: EPA 314.0	Prep Method: METHOD

QC939566 Analyte	Result	Spiked	Units	Recovery	Qual	Limits
Perchlorate	48.30	50.00	ug/L	97%		85-115

Type: Matrix Spike	Lab ID: QC939567	Batch: 272498
Matrix (Source ID): Water (449342-003)	Method: EPA 314.0	Prep Method: METHOD

QC939567 Analyte	Result	Source Sample Result	Spiked	Units	Recovery	Qual	Limits	DF
Perchlorate	50.42	ND	50.00	ug/L	101%		80-120	1

Type: Matrix Spike Duplicate	Lab ID: QC939568	Batch: 272498
Matrix (Source ID): Water (449342-003)	Method: EPA 314.0	Prep Method: METHOD

QC939568 Analyte	Result	Source Sample Result	Spiked	Units	Recovery	Qual	Limits	RPD	RPD Lim	DF
Perchlorate	49.19	ND	50.00	ug/L	98%		80-120	2	15	1

Type: Sample Duplicate	Lab ID: QC939644	Batch: 272516
Matrix (Source ID): Water (449404-003)	Method: SM2120B	

QC939644 Analyte	Result	Source Sample Result	Units	Qual	RPD	RPD Lim	DF
Color	ND	ND	ColorUnits			20	1

Type: Sample Duplicate	Lab ID: QC939645	Batch: 272517
Matrix (Source ID): Water (449404-003)	Method: SM 2150B	

QC939645 Analyte	Result	Source Sample Result	Units	Qual	RPD	RPD Lim	DF
Odor	ND	ND	TON			20	1

ENTHALPY ANALYTICAL

Batch QC

Type: Sample Duplicate	**Lab ID:** QC939646	**Batch:** 272518
Matrix (Source ID): Water (449404-003)	**Method:** SM2130B	

QC939646 Analyte	Result	Source Sample Result	Units	Qual	RPD	RPD Lim	DF
Turbidity	0.2500	0.2500	NTU		0	20	1

Type: Blank	**Lab ID:** QC939647	**Batch:** 272519
Matrix: Water	**Method:** EPA 200.7	**Prep Method:** EPA 200.7

QC939647 Analyte	Result	Qual	Units	RL	MDL	Prepared	Analyzed
Boron	ND		mg/L	0.050	0.0080	08/19/21	08/19/21
Calcium	ND		mg/L	0.10	0.021	08/19/21	08/20/21
Iron	ND		mg/L	0.020	0.0066	08/19/21	08/19/21
Magnesium	ND		mg/L	0.10	0.049	08/19/21	08/19/21
Manganese	ND		mg/L	0.010	0.00061	08/19/21	08/19/21
Potassium	ND		mg/L	0.50	0.18	08/19/21	08/19/21
Sodium	0.096	J	mg/L	0.50	0.035	08/19/21	08/20/21

Type: Lab Control Sample	**Lab ID:** QC939648	**Batch:** 272519
Matrix: Water	**Method:** EPA 200.7	**Prep Method:** EPA 200.7

QC939648 Analyte	Result	Spiked	Units	Recovery	Qual	Limits
Boron	0.5342	0.5000	mg/L	107%		85-115
Calcium	19.36	18.50	mg/L	105%		85-115
Iron	0.5416	0.5000	mg/L	108%		85-115
Magnesium	19.49	18.50	mg/L	105%		85-115
Manganese	0.5399	0.5000	mg/L	108%		85-115
Potassium	23.30	23.00	mg/L	101%		85-115
Sodium	18.60	18.50	mg/L	101%		85-115

Type: Matrix Spike	**Lab ID:** QC939649	**Batch:** 272519
Matrix (Source ID): Water (449413-001)	**Method:** EPA 200.7	**Prep Method:** EPA 200.7

QC939649 Analyte	Result	Source Sample Result	Spiked	Units	Recovery	Qual	Limits	DF
Boron	3.991	3.310	0.5000	mg/L	136%	NM	75-125	25
Calcium	78.55	59.13	19.50	mg/L	100%		75-125	1
Iron	0.6719	0.1580	0.5000	mg/L	103%		75-125	1
Magnesium	34.57	13.90	19.50	mg/L	106%		75-125	1
Manganese	0.5663	0.04926	0.5000	mg/L	103%		75-125	1
Potassium	59.63	32.86	24.00	mg/L	112%		75-125	1
Sodium	1,756	1640	19.50	mg/L	594%	NM	75-125	25

ENTHALPY ANALYTICAL

Batch QC

Type:	Matrix Spike Duplicate	Lab ID:	QC939650	Batch:	272519
Matrix (Source ID):	Water (449413-001)	Method:	EPA 200.7	Prep Method:	EPA 200.7

QC939650 Analyte	Result	Source Sample Result	Spiked	Units	Recovery	Qual	Limits	RPD	RPD Lim	DF
Boron	4.029	3.310	0.5000	mg/L	144%	NM	75-125	1	20	25
Calcium	77.27	59.13	19.50	mg/L	93%		75-125	2	20	1
Iron	0.7518	0.1580	0.5000	mg/L	119%		75-125	11	20	1
Magnesium	34.48	13.90	19.50	mg/L	106%		75-125	0	20	1
Manganese	0.5806	0.04926	0.5000	mg/L	106%		75-125	3	20	1
Potassium	58.90	32.86	24.00	mg/L	109%		75-125	1	20	1
Sodium	1,737	1640	19.50	mg/L	498%	NM	75-125	1	20	25

Type:	Blank	Lab ID:	QC939651	Batch:	272520
Matrix:	Water	Method:	EPA 200.7	Prep Method:	EPA 200.7

QC939651 Analyte	Result	Qual	Units	RL	MDL	Prepared	Analyzed
Boron	ND		mg/L	0.050	0.0080	08/19/21	08/19/21
Calcium	0.47		mg/L	0.10	0.021	08/19/21	08/19/21
Iron	ND		mg/L	0.020	0.0066	08/19/21	08/19/21
Magnesium	ND		mg/L	0.10	0.049	08/19/21	08/19/21
Manganese	ND		mg/L	0.010	0.00061	08/19/21	08/19/21
Potassium	ND		mg/L	0.50	0.18	08/19/21	08/19/21
Sodium	0.42	J	mg/L	0.50	0.035	08/19/21	08/19/21

Type:	Lab Control Sample	Lab ID:	QC939652	Batch:	272520
Matrix:	Water	Method:	EPA 200.7	Prep Method:	EPA 200.7

QC939652 Analyte	Result	Spiked	Units	Recovery	Qual	Limits
Boron	0.4978	0.5000	mg/L	100%		85-115
Calcium	19.35	18.50	mg/L	105%		85-115
Iron	0.5375	0.5000	mg/L	108%		85-115
Magnesium	18.96	18.50	mg/L	102%		85-115
Manganese	0.5326	0.5000	mg/L	107%		85-115
Potassium	22.85	23.00	mg/L	99%		85-115
Sodium	18.35	18.50	mg/L	99%		85-115

ENTHALPY ANALYTICAL

Batch QC

Type:	Matrix Spike	Lab ID:	QC939653	Batch:	272520
Matrix (Source ID):	Water (449404-001)	Method:	EPA 200.7	Prep Method:	EPA 200.7

QC939653 Analyte	Result	Source Sample Result	Spiked	Units	Recovery	Qual	Limits	DF
Boron	1.074	0.5514	0.5000	mg/L	104%		75-125	1
Calcium	82.83	64.04	19.50	mg/L	96%		75-125	1
Iron	9.457	9.120	0.5000	mg/L	67%	NM	75-125	1
Magnesium	180.1	165.5	19.50	mg/L	75%	NM	75-125	1
Manganese	0.7167	0.1918	0.5000	mg/L	105%		75-125	1
Potassium	27.09	2.954	24.00	mg/L	101%		75-125	1
Sodium	200.7	183.9	19.50	mg/L	86%	NM	75-125	1

Type:	Matrix Spike Duplicate	Lab ID:	QC939654	Batch:	272520
Matrix (Source ID):	Water (449404-001)	Method:	EPA 200.7	Prep Method:	EPA 200.7

QC939654 Analyte	Result	Source Sample Result	Spiked	Units	Recovery	Qual	Limits	RPD	RPD Lim	DF
Boron	1.085	0.5514	0.5000	mg/L	107%		75-125	1	20	1
Calcium	85.54	64.04	19.50	mg/L	110%		75-125	3	20	1
Iron	9.740	9.120	0.5000	mg/L	124%	NM	75-125	3	20	1
Magnesium	187.8	165.5	19.50	mg/L	114%	NM	75-125	4	20	1
Manganese	0.7340	0.1918	0.5000	mg/L	108%		75-125	2	20	1
Potassium	28.25	2.954	24.00	mg/L	105%		75-125	4	20	1
Sodium	207.0	183.9	19.50	mg/L	118%	NM	75-125	3	20	1

Type:	Blank	Lab ID:	QC939655	Batch:	272521
Matrix:	Water	Method:	EPA 200.8	Prep Method:	EPA 200.8

QC939655 Analyte	Result	Qual	Units	RL	MDL	Prepared	Analyzed
Aluminum	ND		ug/L	10	3.2	08/19/21	08/19/21
Antimony	ND		ug/L	0.50	0.060	08/19/21	08/19/21
Arsenic	ND		ug/L	2.0	0.38	08/19/21	08/19/21
Barium	ND		ug/L	5.0	0.28	08/19/21	08/19/21
Beryllium	ND		ug/L	0.50	0.050	08/19/21	08/19/21
Cadmium	ND		ug/L	0.20	0.033	08/19/21	08/19/21
Chromium	ND		ug/L	1.0	0.48	08/19/21	08/19/21
Copper	0.31	J	ug/L	0.50	0.050	08/19/21	08/19/21
Lead	ND		ug/L	0.50	0.044	08/19/21	08/19/21
Nickel	ND		ug/L	1.0	0.20	08/19/21	08/19/21
Selenium	ND		ug/L	2.0	0.27	08/19/21	08/19/21
Silver	ND		ug/L	0.20	0.025	08/19/21	08/19/21
Thallium	ND		ug/L	1.0	0.23	08/19/21	08/19/21
Zinc	ND		ug/L	10	4.2	08/19/21	08/19/21

ENTHALPY ANALYTICAL

Batch QC

Type: Lab Control Sample	**Lab ID:** QC939656	**Batch:** 272521
Matrix: Water	**Method:** EPA 200.8	**Prep Method:** EPA 200.8

QC939656 Analyte	Result	Spiked	Units	Recovery	Qual	Limits
Aluminum	51.61	50.00	ug/L	103%		85-115
Antimony	48.87	50.00	ug/L	98%		85-115
Arsenic	51.24	50.00	ug/L	102%		85-115
Barium	47.37	50.00	ug/L	95%		85-115
Beryllium	52.39	50.00	ug/L	105%		85-115
Cadmium	51.70	50.00	ug/L	103%		85-115
Chromium	46.42	50.00	ug/L	93%		85-115
Copper	48.60	50.00	ug/L	97%		85-115
Lead	47.37	50.00	ug/L	95%		85-115
Nickel	46.93	50.00	ug/L	94%		85-115
Selenium	55.73	50.00	ug/L	111%		85-115
Silver	48.61	50.00	ug/L	97%		85-115
Thallium	47.05	50.00	ug/L	94%		85-115
Zinc	56.21	50.00	ug/L	112%		85-115

Type: Matrix Spike	**Lab ID:** QC939657	**Batch:** 272521
Matrix (Source ID): Water (449411-003)	**Method:** EPA 200.8	**Prep Method:** EPA 200.8

QC939657 Analyte	Result	Source Sample Result	Spiked	Units	Recovery	Qual	Limits	DF
Aluminum	31.65	ND	50.00	ug/L	63%	*	70-130	5
Antimony	35.41	ND	50.00	ug/L	71%		70-130	5
Arsenic	44.97	10.51	50.00	ug/L	69%	*	70-130	5
Barium	142.3	146.9	50.00	ug/L	-9%	*	70-130	5
Beryllium	36.01	ND	50.00	ug/L	72%		70-130	5
Cadmium	36.34	ND	50.00	ug/L	73%		70-130	5
Chromium	35.73	ND	50.00	ug/L	71%		70-130	5
Copper	37.06	1.260	50.00	ug/L	72%		70-130	5
Lead	35.83	ND	50.00	ug/L	72%		70-130	5
Nickel	45.02	10.28	50.00	ug/L	69%	*	70-130	5
Selenium	39.56	2.980	50.00	ug/L	73%		70-130	5
Silver	33.91	ND	50.00	ug/L	68%	*	70-130	5
Thallium	35.82	ND	50.00	ug/L	72%		70-130	5
Zinc	42.33	ND	50.00	ug/L	85%		70-130	5

ENTHALPY ANALYTICAL

Batch QC

Type:	Matrix Spike Duplicate	Lab ID:	QC939658	Batch:	272521
Matrix (Source ID):	Water (449411-003)	Method:	EPA 200.8	Prep Method:	EPA 200.8

QC939658 Analyte	Result	Source Sample Result	Spiked	Units	Recovery	Qual	Limits	RPD	RPD Lim	DF
Aluminum	46.41	ND	50.00	ug/L	93%		70-130	38*	20	5
Antimony	49.14	ND	50.00	ug/L	98%		70-130	32*	20	5
Arsenic	65.21	10.51	50.00	ug/L	109%		70-130	37*	20	5
Barium	198.1	146.9	50.00	ug/L	102%		70-130	33*	20	5
Beryllium	48.92	ND	50.00	ug/L	98%		70-130	30*	20	5
Cadmium	50.93	ND	50.00	ug/L	102%		70-130	33*	20	5
Chromium	48.30	ND	50.00	ug/L	97%		70-130	30*	20	5
Copper	51.67	1.260	50.00	ug/L	101%		70-130	33*	20	5
Lead	50.06	ND	50.00	ug/L	100%		70-130	33*	20	5
Nickel	63.50	10.28	50.00	ug/L	106%		70-130	34*	20	5
Selenium	56.73	2.980	50.00	ug/L	107%		70-130	36*	20	5
Silver	46.81	ND	50.00	ug/L	94%		70-130	32*	20	5
Thallium	50.02	ND	50.00	ug/L	100%		70-130	33*	20	5
Zinc	61.41	ND	50.00	ug/L	123%		70-130	37*	20	5

Type:	Blank	Lab ID:	QC939701	Batch:	272533
Matrix:	Water	Method:	SM2540C	Prep Method:	METHOD

QC939701 Analyte	Result	Qual	Units	RL	MDL	Prepared	Analyzed
Total Dissolved Solids	ND		mg/L	10		08/19/21	08/20/21

Type:	Lab Control Sample	Lab ID:	QC939702	Batch:	272533
Matrix:	Water	Method:	SM2540C	Prep Method:	METHOD

QC939702 Analyte	Result	Spiked	Units	Recovery	Qual	Limits
Total Dissolved Solids	106.0	100.0	mg/L	106%		90-110

Type:	Sample Duplicate	Lab ID:	QC939703	Batch:	272533
Matrix (Source ID):	Water (449408-002)	Method:	SM2540C	Prep Method:	METHOD

QC939703 Analyte	Result	Source Sample Result	Units	Qual	RPD	RPD Lim	DF
Total Dissolved Solids	5,538	5476	mg/L		1	5	2

ENTHALPY ANALYTICAL

Batch QC

Type:	**Lab Control Sample**	**Lab ID:**	**QC939744**	**Batch:**	**272549**
Matrix:	**Water**	**Method:**	**SM 4500-F-C**		

QC939744 Analyte	Result	Spiked	Units	Recovery	Qual	Limits
Fluoride	0.9900	1.000	mg/L	99%		80-120

Type:	**Matrix Spike**	**Lab ID:**	**QC939745**	**Batch:**	**272549**
Matrix (Source ID):	**Water (449404-003)**	**Method:**	**SM 4500-F-C**		

QC939745 Analyte	Result	Source Sample Result	Spiked	Units	Recovery	Qual	Limits	DF
Fluoride	1.550	0.5520	1.000	mg/L	100%		75-125	1

Type:	**Matrix Spike Duplicate**	**Lab ID:**	**QC939746**	**Batch:**	**272549**
Matrix (Source ID):	**Water (449404-003)**	**Method:**	**SM 4500-F-C**		

QC939746 Analyte	Result	Source Sample Result	Spiked	Units	Recovery	Qual	Limits	RPD	RPD Lim	DF
Fluoride	1.560	0.5520	1.000	mg/L	101%		75-125	1	20	1

Type:	**Blank**	**Lab ID:**	**QC939747**	**Batch:**	**272550**
Matrix:	**Water**	**Method:**	**EPA 300.0**	**Prep Method:**	**METHOD**

QC939747 Analyte	Result	Qual	Units	RL	MDL	Prepared	Analyzed
Chloride	ND		mg/L	5.0	0.50	08/19/21 09:22	08/19/21 09:44
Nitrogen, Nitrite	ND		mg/L	0.10	0.01	08/19/21 09:22	08/19/21 09:44
Nitrogen, Nitrate	ND		mg/L	0.10	0.05	08/19/21 09:22	08/19/21 09:44
Sulfate	ND		mg/L	1.0	0.25	08/19/21 09:22	08/19/21 09:44
Nitrogen, Nitrate/Nitrite	ND		mg/L	0.10		08/19/21 09:22	08/19/21 09:44

Type:	**Lab Control Sample**	**Lab ID:**	**QC939748**	**Batch:**	**272550**
Matrix:	**Water**	**Method:**	**EPA 300.0**	**Prep Method:**	**METHOD**

QC939748 Analyte	Result	Spiked	Units	Recovery	Qual	Limits
Chloride	96.68	100.0	mg/L	97%		90-110
Nitrogen, Nitrite	8.808	9.134	mg/L	96%		90-110
Nitrogen, Nitrate	8.648	9.036	mg/L	96%		90-110
Sulfate	50.87	50.00	mg/L	102%		90-110

ENTHALPY ANALYTICAL

Batch QC

Type:	Matrix Spike	Lab ID:	QC939749	Batch:	272550
Matrix (Source ID):	Water (449396-001)	Method:	EPA 300.0	Prep Method:	METHOD

QC939749 Analyte	Result	Source Sample Result	Spiked	Units	Recovery	Qual	Limits	DF
Chloride	328.9	250.6	100.0	mg/L	78%	*	80-120	10
Nitrogen, Nitrite	7.582	ND	9.134	mg/L	83%		80-120	10
Nitrogen, Nitrate	8.807	ND	9.036	mg/L	97%		80-120	10
Sulfate	571.4	634.9	50.00	mg/L	-127%	NM	80-120	10

Type:	Matrix Spike Duplicate	Lab ID:	QC939750	Batch:	272550
Matrix (Source ID):	Water (449396-001)	Method:	EPA 300.0	Prep Method:	METHOD

QC939750 Analyte	Result	Source Sample Result	Spiked	Units	Recovery	Qual	Limits	RPD	RPD Lim	DF
Chloride	328.8	250.6	100.0	mg/L	78%	*	80-120	0	20	10
Nitrogen, Nitrite	7.738	ND	9.134	mg/L	85%		80-120	2	20	10
Nitrogen, Nitrate	8.613	ND	9.036	mg/L	95%		80-120	2	20	10
Sulfate	551.0	634.9	50.00	mg/L	-168%	NM	80-120	4	20	10

Type:	Matrix Spike	Lab ID:	QC939751	Batch:	272550
Matrix (Source ID):	Water (449420-001)	Method:	EPA 300.0	Prep Method:	METHOD

QC939751 Analyte	Result	Source Sample Result	Spiked	Units	Recovery	Qual	Limits	DF
Chloride	171.0	68.78	100.0	mg/L	102%		80-120	1
Nitrogen, Nitrite	8.229	ND	9.134	mg/L	90%		80-120	1
Nitrogen, Nitrate	11.95	2.738	9.036	mg/L	102%		80-120	1
Sulfate	81.64	25.51	50.00	mg/L	112%		80-120	1

Type:	Matrix Spike Duplicate	Lab ID:	QC939752	Batch:	272550
Matrix (Source ID):	Water (449420-001)	Method:	EPA 300.0	Prep Method:	METHOD

QC939752 Analyte	Result	Source Sample Result	Spiked	Units	Recovery	Qual	Limits	RPD	RPD Lim	DF
Chloride	171.8	68.78	100.0	mg/L	103%		80-120	0	20	1
Nitrogen, Nitrite	8.441	ND	9.134	mg/L	92%		80-120	3	20	1
Nitrogen, Nitrate	11.94	2.738	9.036	mg/L	102%		80-120	0	20	1
Sulfate	80.05	25.51	50.00	mg/L	109%		80-120	2	20	1

ENTHALPY ANALYTICAL

Batch QC

Type:	**Sample Duplicate**	**Lab ID:**	**QC939785**	**Batch:**	**272559**
Matrix (Source ID):	**Water (449404-001)**	**Method:**	**SM 4500-H+ B**		

QC939785 Analyte	Result	Source Sample Result	Units	Qual	RPD	RPD Lim	DF
pH	7.110	7.080	SU		0	20	1
Temperature	23.10	23.20	deg C		0	20	1

ENTHALPY ANALYTICAL

Batch QC

Type: Blank	**Lab ID:** QC939835	**Batch:** 272582	
Matrix: Water	**Method:** EPA 524.2	**Prep Method:** METHOD	

QC939835 Analyte	Result	Qual	Units	RL	MDL	Prepared	Analyzed
2-Chloroethylvinylether	ND		ug/L	50	2.5	08/20/21	08/20/21
Acrolein	ND		ug/L	5.0	3.6	08/20/21	08/20/21
Acrylonitrile	ND		ug/L	2.0	0.8	08/20/21	08/20/21
1,1-Dichloroethene	ND		ug/L	0.50	0.30	08/20/21	08/20/21
Benzene	ND		ug/L	0.50	0.18	08/20/21	08/20/21
Trichloroethene	ND		ug/L	0.50	0.39	08/20/21	08/20/21
Toluene	ND		ug/L	0.50	0.24	08/20/21	08/20/21
Chlorobenzene	ND		ug/L	0.50	0.19	08/20/21	08/20/21
Chloromethane	ND		ug/L	0.50	0.27	08/20/21	08/20/21
Vinyl Chloride	ND		ug/L	0.50	0.18	08/20/21	08/20/21
Bromomethane	ND		ug/L	1.0	0.68	08/20/21	08/20/21
Chloroethane	ND		ug/L	0.50	0.45	08/20/21	08/20/21
Trichlorofluoromethane	ND		ug/L	0.50	0.17	08/20/21	08/20/21
Freon 113	ND		ug/L	0.50	0.35	08/20/21	08/20/21
Methylene Chloride	1.6		ug/L	0.50	0.20	08/20/21	08/20/21
MTBE	ND		ug/L	0.50	0.19	08/20/21	08/20/21
trans-1,2-Dichloroethene	ND		ug/L	0.50	0.33	08/20/21	08/20/21
1,1-Dichloroethane	ND		ug/L	0.50	0.32	08/20/21	08/20/21
cis-1,2-Dichloroethene	ND		ug/L	0.50	0.27	08/20/21	08/20/21
Chloroform	ND		ug/L	0.50	0.18	08/20/21	08/20/21
1,1,1-Trichloroethane	ND		ug/L	0.50	0.38	08/20/21	08/20/21
Carbon Tetrachloride	ND		ug/L	0.50	0.27	08/20/21	08/20/21
1,2-Dichloroethane	ND		ug/L	0.50	0.20	08/20/21	08/20/21
1,2-Dichloropropane	ND		ug/L	0.50	0.36	08/20/21	08/20/21
Bromodichloromethane	ND		ug/L	0.50	0.31	08/20/21	08/20/21
cis-1,3-Dichloropropene	ND		ug/L	0.50	0.25	08/20/21	08/20/21
trans-1,3-Dichloropropene	ND		ug/L	0.50	0.23	08/20/21	08/20/21
1,1,2-Trichloroethane	ND		ug/L	0.50	0.26	08/20/21	08/20/21
Tetrachloroethene	ND		ug/L	0.50	0.20	08/20/21	08/20/21
Dibromochloromethane	ND		ug/L	0.50	0.21	08/20/21	08/20/21
Ethylbenzene	ND		ug/L	0.50	0.21	08/20/21	08/20/21
m,p-Xylenes	ND		ug/L	1.0	0.45	08/20/21	08/20/21
Styrene	ND		ug/L	0.50	0.22	08/20/21	08/20/21
Bromoform	ND		ug/L	0.50	0.20	08/20/21	08/20/21
1,1,2,2-Tetrachloroethane	ND		ug/L	0.50	0.25	08/20/21	08/20/21
1,3-Dichlorobenzene	ND		ug/L	0.50	0.34	08/20/21	08/20/21
1,4-Dichlorobenzene	ND		ug/L	0.50	0.43	08/20/21	08/20/21
1,2-Dichlorobenzene	ND		ug/L	0.50	0.26	08/20/21	08/20/21
1,2,4-Trichlorobenzene	ND		ug/L	0.50	0.27	08/20/21	08/20/21
Surrogates				**Limits**			
Bromofluorobenzene	100%		%REC	70-140		08/20/21	08/20/21
1,2-Dichloroethane-d4	101%		%REC	70-140		08/20/21	08/20/21

ENTHALPY ANALYTICAL

Batch QC

QC939835 Analyte	Result	Qual	Units	RL	MDL	Prepared	Analyzed
Dibromofluoromethane	102%		%REC	70-140		08/20/21	08/20/21
Toluene-d8	98%		%REC	70-140		08/20/21	08/20/21

Type: Lab Control Sample **Lab ID:** QC939836 **Batch:** 272582
Matrix: Water **Method:** EPA 524.2 **Prep Method:** METHOD

QC939836 Analyte	Result	Spiked	Units	Recovery	Qual	Limits
Acrylonitrile	51.72	50.00	ug/L	103%		67-130
1,1-Dichloroethene	53.66	50.00	ug/L	107%		70-135
Benzene	52.17	50.00	ug/L	104%		70-130
Trichloroethene	54.26	50.00	ug/L	109%		70-130
Toluene	50.95	50.00	ug/L	102%		70-130
Chlorobenzene	52.40	50.00	ug/L	105%		70-130
MTBE	48.98	50.00	ug/L	98%		70-130
Surrogates						
Bromofluorobenzene	50.57	50.00	ug/L	101%		70-140
1,2-Dichloroethane-d4	49.83	50.00	ug/L	100%		70-140
Dibromofluoromethane	51.17	50.00	ug/L	102%		70-140
Toluene-d8	48.87	50.00	ug/L	98%		70-140

Type: Lab Control Sample Duplicate **Lab ID:** QC939837 **Batch:** 272582
Matrix: Water **Method:** EPA 524.2 **Prep Method:** METHOD

QC939837 Analyte	Result	Spiked	Units	Recovery	Qual	Limits	RPD	RPD Lim
Acrylonitrile	55.35	50.00	ug/L	111%		67-130	7	43
1,1-Dichloroethene	54.77	50.00	ug/L	110%		70-135	2	30
Benzene	52.86	50.00	ug/L	106%		70-130	1	30
Trichloroethene	53.58	50.00	ug/L	107%		70-130	1	30
Toluene	50.96	50.00	ug/L	102%		70-130	0	30
Chlorobenzene	52.98	50.00	ug/L	106%		70-130	1	30
MTBE	50.18	50.00	ug/L	100%		70-130	2	30
Surrogates								
Bromofluorobenzene	50.42	50.00	ug/L	101%		70-140		
1,2-Dichloroethane-d4	49.00	50.00	ug/L	98%		70-140		
Dibromofluoromethane	51.07	50.00	ug/L	102%		70-140		
Toluene-d8	48.55	50.00	ug/L	97%		70-140		

Type: Blank **Lab ID:** QC939842 **Batch:** 272584
Matrix: Water **Method:** SM 5310B

QC939842 Analyte	Result	Qual	Units	RL	MDL	Prepared	Analyzed
Total Organic Carbon	ND		mg/L	1.0	0.18	08/19/21	08/19/21

ENTHALPY ANALYTICAL

Batch QC

Type: Lab Control Sample **Lab ID:** QC939843 **Batch:** 272584
Matrix: Water **Method:** SM 5310B

QC939843 Analyte	Result	Spiked	Units	Recovery	Qual	Limits
Total Organic Carbon	9.350	10.00	mg/L	94%		80-120

Type: Matrix Spike **Lab ID:** QC939844 **Batch:** 272584
Matrix (Source ID): Water (449250-004) **Method:** SM 5310B

QC939844 Analyte	Result	Source Sample Result	Spiked	Units	Recovery	Qual	Limits	DF
Total Organic Carbon	50.55	9.975	40.00	mg/L	101%		80-120	4

Type: Matrix Spike Duplicate **Lab ID:** QC939845 **Batch:** 272584
Matrix (Source ID): Water (449250-004) **Method:** SM 5310B

QC939845 Analyte	Result	Source Sample Result	Spiked	Units	Recovery	Qual	Limits	RPD	RPD Lim	DF
Total Organic Carbon	54.11	9.975	40.00	mg/L	110%		80-120	7	20	4

Type: Blank **Lab ID:** QC939948 **Batch:** 272622
Matrix: Water **Method:** SM 4500-CL-G

QC939948 Analyte	Result	Qual	Units	RL	MDL	Prepared	Analyzed
Chlorine, Total Residual	ND		mg/L	0.10	0.042	08/20/21 16:30	08/20/21 16:30

Type: Lab Control Sample **Lab ID:** QC939949 **Batch:** 272622
Matrix: Water **Method:** SM 4500-CL-G

QC939949 Analyte	Result	Spiked	Units	Recovery	Qual	Limits
Chlorine, Total Residual	0.9600	1.000	mg/L	96%		80-120

Type: Sample Duplicate **Lab ID:** QC939950 **Batch:** 272622
Matrix (Source ID): Water (449438-001) **Method:** SM 4500-CL-G

QC939950 Analyte	Result	Source Sample Result	Units	Qual	RPD	RPD Lim	DF
Chlorine, Total Residual	ND	ND	mg/L			20	1

ENTHALPY ANALYTICAL

Batch QC

Type: Blank	**Lab ID:** QC939960	**Batch:** 272626
Matrix: Water	**Method:** EPA 245.1	**Prep Method:** METHOD

QC939960 Analyte	Result	Qual	Units	RL	MDL	Prepared	Analyzed
Mercury	ND		ug/L	0.20	0.094	08/20/21	08/20/21

Type: Lab Control Sample	**Lab ID:** QC939961	**Batch:** 272626
Matrix: Water	**Method:** EPA 245.1	**Prep Method:** METHOD

QC939961 Analyte	Result	Spiked	Units	Recovery	Qual	Limits
Mercury	5.064	5.000	ug/L	101%		80-120

Type: Matrix Spike	**Lab ID:** QC939962	**Batch:** 272626
Matrix (Source ID): Filtrate (449417-003)	**Method:** EPA 245.1	**Prep Method:** METHOD

QC939962 Analyte	Result	Source Sample Result	Spiked	Units	Recovery	Qual	Limits	DF
Mercury	5.101	ND	5.000	ug/L	102%		75-125	1

Type: Matrix Spike Duplicate	**Lab ID:** QC939963	**Batch:** 272626
Matrix (Source ID): Filtrate (449417-003)	**Method:** EPA 245.1	**Prep Method:** METHOD

QC939963 Analyte	Result	Source Sample Result	Spiked	Units	Recovery	Qual	Limits	RPD	RPD Lim	DF
Mercury	5.003	ND	5.000	ug/L	100%		75-125	2	20	1

Type: Blank	**Lab ID:** QC939972	**Batch:** 272630
Matrix: Water	**Method:** SM2540D	**Prep Method:** METHOD

QC939972 Analyte	Result	Qual	Units	RL	MDL	Prepared	Analyzed
Total Suspended Solids	ND		mg/L	0.5		08/20/21	08/20/21

Type: Sample Duplicate	**Lab ID:** QC939973	**Batch:** 272630
Matrix (Source ID): Water (449248-004)	**Method:** SM2540D	**Prep Method:** METHOD

QC939973 Analyte	Result	Source Sample Result	Units	Qual	RPD	RPD Lim	DF
Total Suspended Solids	1,433	1433	mg/L		0	5	33

ENTHALPY ANALYTICAL

Batch QC

Type: Blank **Lab ID:** QC940262 **Batch:** 272708
Matrix: Water **Method:** SM 4500-NH3-G

QC940262 Analyte	Result	Qual	Units	RL	MDL	Prepared	Analyzed
Ammonia-N	ND		mg/L	0.10	0.010	08/24/21	08/24/21

Type: Lab Control Sample **Lab ID:** QC940263 **Batch:** 272708
Matrix: Water **Method:** SM 4500-NH3-G

QC940263 Analyte	Result	Spiked	Units	Recovery	Qual	Limits
Ammonia-N	2.411	2.500	mg/L	96%		80-120

Type: Matrix Spike **Lab ID:** QC940264 **Batch:** 272708
Matrix (Source ID): Sea Water (449466-001) **Method:** SM 4500-NH3-G

QC940264 Analyte	Result	Source Sample Result	Spiked	Units	Recovery	Qual	Limits	DF
Ammonia-N	2.634	ND	2.500	mg/L	105%		80-120	1

Type: Matrix Spike Duplicate **Lab ID:** QC940265 **Batch:** 272708
Matrix (Source ID): Sea Water (449466-001) **Method:** SM 4500-NH3-G

QC940265 Analyte	Result	Source Sample Result	Spiked	Units	Recovery	Qual	Limits	RPD	RPD Lim	DF
Ammonia-N	2.612	ND	2.500	mg/L	104%		80-120	1	20	1

Type: Blank **Lab ID:** QC940355 **Batch:** 272753
Matrix: Water **Method:** SM2320B **Prep Method:** METHOD

QC940355 Analyte	Result	Qual	Units	RL	MDL	Prepared	Analyzed
Bicarbonate	ND		mg/L	5.0		08/24/21	08/24/21
Carbonate	ND		mg/L	5.0		08/24/21	08/24/21
Hydroxide	ND		mg/L	5.0		08/24/21	08/24/21
Alkalinity, Total as CaCO3	ND		mg/L	5.0		08/24/21	08/24/21

Type: Lab Control Sample **Lab ID:** QC940356 **Batch:** 272753
Matrix: Water **Method:** SM2320B **Prep Method:** METHOD

QC940356 Analyte	Result	Spiked	Units	Recovery	Qual	Limits
Alkalinity, Total as CaCO3	971.7	1000	mg/L	97%		90-110

ENTHALPY ANALYTICAL

Batch QC

Type:	Sample Duplicate	Lab ID:	QC940357	Batch:	272753
Matrix (Source ID):	Water (449342-004)	Method:	SM2320B	Prep Method:	METHOD

QC940357 Analyte	Result	Source Sample Result	Units	Qual	RPD	RPD Lim	DF
Bicarbonate	362.5	368.3	mg/L		2	20	5
Carbonate	ND	ND	mg/L			20	5
Hydroxide	ND	ND	mg/L			20	5
Alkalinity, Total as CaCO3	297.2	301.9	mg/L		2	20	5

Type:	Blank	Lab ID:	QC940568	Batch:	272831
Matrix:	Water	Method:	SM 4500-CN-E	Prep Method:	METHOD

QC940568 Analyte	Result	Qual	Units	RL	MDL	Prepared	Analyzed
Cyanide	ND		mg/L	0.010	0.0022	08/25/21	08/25/21

Type:	Lab Control Sample	Lab ID:	QC940569	Batch:	272831
Matrix:	Water	Method:	SM 4500-CN-E	Prep Method:	METHOD

QC940569 Analyte	Result	Spiked	Units	Recovery	Qual	Limits
Cyanide	0.1850	0.2000	mg/L	93%		73-123

Type:	Matrix Spike	Lab ID:	QC940570	Batch:	272831
Matrix (Source ID):	Water (449404-001)	Method:	SM 4500-CN-E	Prep Method:	METHOD

QC940570 Analyte	Result	Source Sample Result	Spiked	Units	Recovery	Qual	Limits	DF
Cyanide	0.2040	0.005000	0.2000	mg/L	100%		56-129	1

Type:	Matrix Spike Duplicate	Lab ID:	QC940571	Batch:	272831
Matrix (Source ID):	Water (449404-001)	Method:	SM 4500-CN-E	Prep Method:	METHOD

QC940571 Analyte	Result	Source Sample Result	Spiked	Units	Recovery	Qual	Limits	RPD	RPD Lim	DF
Cyanide	0.2050	0.005000	0.2000	mg/L	100%		56-129	0	37	1

Type:	Blank	Lab ID:	QC940651	Batch:	272864
Matrix:	Water	Method:	SM5540C		

QC940651 Analyte	Result	Qual	Units	RL	MDL	Prepared	Analyzed
Surfactants (MBAS)	ND		mg/L	0.040	0.027	08/20/21 09:00	08/20/21 16:36

ENTHALPY ANALYTICAL

Batch QC

Type:	**Lab Control Sample**	**Lab ID:**	**QC940652**	**Batch:**	**272864**
Matrix:	**Water**	**Method:**	**SM5540C**		

QC940652 Analyte	Result	Spiked	Units	Recovery	Qual	Limits
Surfactants (MBAS)	0.9770	1.000	mg/L	98%		90-110

Type:	**Matrix Spike**	**Lab ID:**	**QC940653**	**Batch:**	**272864**
Matrix (Source ID):	**Water (449404-003)**	**Method:**	**SM5540C**		

QC940653 Analyte	Result	Source Sample Result	Spiked	Units	Recovery	Qual	Limits	DF
Surfactants (MBAS)	1.015	0.03280	1.000	mg/L	98%		80-120	1

Type:	**Matrix Spike Duplicate**	**Lab ID:**	**QC940654**	**Batch:**	**272864**
Matrix (Source ID):	**Water (449404-003)**	**Method:**	**SM5540C**		

QC940654 Analyte	Result	Source Sample Result	Spiked	Units	Recovery	Qual	Limits	RPD	RPD Lim	DF
Surfactants (MBAS)	1.009	0.03280	1.000	mg/L	98%		80-120	1	20	1

ENTHALPY ANALYTICAL

Batch QC

Type: Blank	**Lab ID:** QC940798	**Batch:** 272921
Matrix: Water	**Method:** EPA 524.2	**Prep Method:** METHOD

QC940798 Analyte	Result	Qual	Units	RL	MDL	Prepared	Analyzed
Acrylonitrile	ND		ug/L	2.0	0.4	08/26/21	08/26/21
1,1-Dichloroethene	ND		ug/L	0.50	0.27	08/26/21	08/26/21
Benzene	ND		ug/L	0.50	0.32	08/26/21	08/26/21
Trichloroethene	ND		ug/L	0.50	0.29	08/26/21	08/26/21
Toluene	ND		ug/L	0.50	0.26	08/26/21	08/26/21
Chlorobenzene	ND		ug/L	0.50	0.24	08/26/21	08/26/21
Chloromethane	ND		ug/L	0.50	0.34	08/26/21	08/26/21
Vinyl Chloride	ND		ug/L	0.50	0.30	08/26/21	08/26/21
Bromomethane	ND		ug/L	1.0	0.46	08/26/21	08/26/21
Chloroethane	ND		ug/L	0.50	0.26	08/26/21	08/26/21
Trichlorofluoromethane	ND		ug/L	0.50	0.36	08/26/21	08/26/21
Freon 113	ND		ug/L	0.50	0.36	08/26/21	08/26/21
Methylene Chloride	ND		ug/L	0.50	0.42	08/26/21	08/26/21
MTBE	ND		ug/L	0.50	0.37	08/26/21	08/26/21
trans-1,2-Dichloroethene	ND		ug/L	0.50	0.31	08/26/21	08/26/21
1,1-Dichloroethane	ND		ug/L	0.50	0.26	08/26/21	08/26/21
cis-1,2-Dichloroethene	ND		ug/L	0.50	0.29	08/26/21	08/26/21
Chloroform	ND		ug/L	0.50	0.30	08/26/21	08/26/21
1,1,1-Trichloroethane	ND		ug/L	0.50	0.26	08/26/21	08/26/21
Carbon Tetrachloride	ND		ug/L	0.50	0.30	08/26/21	08/26/21
1,2-Dichloroethane	ND		ug/L	0.50	0.29	08/26/21	08/26/21
1,2-Dichloropropane	ND		ug/L	0.50	0.24	08/26/21	08/26/21
Bromodichloromethane	ND		ug/L	0.50	0.25	08/26/21	08/26/21
cis-1,3-Dichloropropene	ND		ug/L	0.50	0.24	08/26/21	08/26/21
trans-1,3-Dichloropropene	ND		ug/L	0.50	0.18	08/26/21	08/26/21
1,1,2-Trichloroethane	ND		ug/L	0.50	0.35	08/26/21	08/26/21
Tetrachloroethene	ND		ug/L	0.50	0.20	08/26/21	08/26/21
Dibromochloromethane	ND		ug/L	0.50	0.36	08/26/21	08/26/21
Ethylbenzene	ND		ug/L	0.50	0.30	08/26/21	08/26/21
m,p-Xylenes	ND		ug/L	1.0	0.43	08/26/21	08/26/21
Styrene	ND		ug/L	0.50	0.26	08/26/21	08/26/21
Bromoform	ND		ug/L	0.50	0.22	08/26/21	08/26/21
1,1,2,2-Tetrachloroethane	ND		ug/L	0.50	0.30	08/26/21	08/26/21
1,3-Dichlorobenzene	ND		ug/L	0.50	0.31	08/26/21	08/26/21
1,4-Dichlorobenzene	ND		ug/L	0.50	0.26	08/26/21	08/26/21
1,2-Dichlorobenzene	ND		ug/L	0.50	0.29	08/26/21	08/26/21
1,2,4-Trichlorobenzene	ND		ug/L	0.50	0.20	08/26/21	08/26/21
Surrogates				**Limits**			
Bromofluorobenzene	103%		%REC	70-140	0.83	08/26/21	08/26/21
1,2-Dichloroethane-d4	92%		%REC	70-140	3.0	08/26/21	08/26/21
Dibromofluoromethane	100%		%REC	70-140		08/26/21	08/26/21
Toluene-d8	103%		%REC	70-140	0.35	08/26/21	08/26/21

ENTHALPY ANALYTICAL

Batch QC

Type: Lab Control Sample	**Lab ID: QC940799**	**Batch: 272921**
Matrix: Water	**Method: EPA 524.2**	**Prep Method: METHOD**

QC940799 Analyte	Result	Spiked	Units	Recovery	Qual	Limits
Acrylonitrile	5.703	10.00	ug/L	57%	b,*	67-130
1,1-Dichloroethene	7.492	10.00	ug/L	75%		70-135
Benzene	9.516	10.00	ug/L	95%		70-130
Trichloroethene	9.484	10.00	ug/L	95%		70-130
Toluene	9.423	10.00	ug/L	94%		70-130
Chlorobenzene	9.461	10.00	ug/L	95%		70-130
MTBE	11.14	10.00	ug/L	111%		70-130
Surrogates						
Bromofluorobenzene	12.40	12.50	ug/L	99%		70-140
1,2-Dichloroethane-d4	12.67	12.50	ug/L	101%		70-140
Dibromofluoromethane	12.15	12.50	ug/L	97%		70-140
Toluene-d8	12.40	12.50	ug/L	99%		70-140

Type: Lab Control Sample Duplicate	**Lab ID: QC940800**	**Batch: 272921**
Matrix: Water	**Method: EPA 524.2**	**Prep Method: METHOD**

QC940800 Analyte	Result	Spiked	Units	Recovery	Qual	Limits	RPD	RPD Lim
Acrylonitrile	5.508	10.00	ug/L	55%	b,*	67-130	3	43
1,1-Dichloroethene	7.514	10.00	ug/L	75%		70-135	0	30
Benzene	9.746	10.00	ug/L	97%		70-130	2	30
Trichloroethene	9.489	10.00	ug/L	95%		70-130	0	30
Toluene	9.697	10.00	ug/L	97%		70-130	3	30
Chlorobenzene	9.752	10.00	ug/L	98%		70-130	3	30
MTBE	11.44	10.00	ug/L	114%		70-130	3	30
Surrogates								
Bromofluorobenzene	12.44	12.50	ug/L	99%		70-140		
1,2-Dichloroethane-d4	12.93	12.50	ug/L	103%		70-140		
Dibromofluoromethane	12.00	12.50	ug/L	96%		70-140		
Toluene-d8	12.32	12.50	ug/L	99%		70-140		

Type: Blank	**Lab ID: QC940801**	**Batch: 272922**
Matrix: Water	**Method: SM 4500-NH3-G**	

QC940801 Analyte	Result	Qual	Units	RL	MDL	Prepared	Analyzed
Nitrogen, Total Kjeldahl	0.038	J	mg/L	0.20	0.015	08/26/21	08/26/21

ENTHALPY ANALYTICAL

Batch QC

Type: Lab Control Sample | **Lab ID:** QC940802 | **Batch:** 272922
Matrix: Water | **Method:** SM 4500-NH3-G

QC940802 Analyte	Result	Spiked	Units	Recovery	Qual	Limits
Nitrogen, Total Kjeldahl	2.468	2.500	mg/L	99%		80-120

Type: Matrix Spike | **Lab ID:** QC940803 | **Batch:** 272922
Matrix (Source ID): Water (449406-001) | **Method:** SM 4500-NH3-G

QC940803 Analyte	Result	Source Sample Result	Spiked	Units	Recovery	Qual	Limits	DF
Nitrogen, Total Kjeldahl	13.87	1.144	12.50	mg/L	102%		80-120	2.5

Type: Matrix Spike Duplicate | **Lab ID:** QC940804 | **Batch:** 272922
Matrix (Source ID): Water (449406-001) | **Method:** SM 4500-NH3-G

QC940804 Analyte	Result	Source Sample Result	Spiked	Units	Recovery	Qual	Limits	RPD	RPD Lim	DF
Nitrogen, Total Kjeldahl	13.83	1.144	12.50	mg/L	101%		80-120	0	20	2.5

Type: Blank | **Lab ID:** QC940997 | **Batch:** 273009
Matrix: Water | **Method:** SM 4500-P-B5-E

QC940997 Analyte	Result	Qual	Units	RL	MDL	Prepared	Analyzed
Phosphorus	ND		mg/L	0.020	0.010	08/27/21	08/27/21

Type: Lab Control Sample | **Lab ID:** QC940998 | **Batch:** 273009
Matrix: Water | **Method:** SM 4500-P-B5-E

QC940998 Analyte	Result	Spiked	Units	Recovery	Qual	Limits
Phosphorus	0.3930	0.4000	mg/L	98%		80-120

Type: Matrix Spike | **Lab ID:** QC940999 | **Batch:** 273009
Matrix (Source ID): Water (449404-001) | **Method:** SM 4500-P-B5-E

QC940999 Analyte	Result	Source Sample Result	Spiked	Units	Recovery	Qual	Limits	DF
Phosphorus	1.320	0.2510	1.000	mg/L	107%		75-125	2.5

Batch QC

Type:	**Matrix Spike Duplicate**	**Lab ID:**	**QC941000**	**Batch:**	**273009**
Matrix (Source ID):	**Water (449404-001)**	**Method:**	**SM 4500-P-B5-E**		

QC941000 Analyte	Result	Source Sample Result	Spiked	Units	Recovery	Qual	Limits	RPD	RPD Lim	DF
Phosphorus	1.323	0.2510	1.000	mg/L	107%		75-125	0	20	2.5

* Value is outside QC limits
J Estimated value
ND Not Detected
NM Not Meaningful
b See narrative

Laboratory Job Number 449404

Subcontracted Products

Eurofins CalScience

eurofins | Environment Testing America

ANALYTICAL REPORT

Eurofins Calscience LLC
7440 Lincoln Way
Garden Grove, CA 92841
Tel: (714)895-5494

Laboratory Job ID: 570-67772-1
Client Project/Site: 449404

For:
Enthalpy Analytical LLC
931 W. Barkley Ave
Orange, California 92868

Attn: Ranjit Clarke

Authorized for release by:
9/2/2021 4:13:45 PM
Sheila Luu, Project Mgmt. Assistant
Sheila.Luu@eurofinset.com

Designee for

Xuan Dang, Project Manager I
(714)895-5494
Xuan.Dang@eurofinset.com

LINKS

Review your project results through TotalAccess

Have a Question? Ask The Expert

Visit us at: www.eurofinsus.com/Env

The test results in this report meet all 2003 NELAC, 2009 TNI, and 2016 TNI requirements for accredited parameters, exceptions are noted in this report. This report may not be reproduced except in full, and with written approval from the laboratory. For questions please contact the Project Manager at the e-mail address or telephone number listed on this page.

This report has been electronically signed and authorized by the signatory. Electronic signature is intended to be the legally binding equivalent of a traditionally handwritten signature.

Results relate only to the items tested and the sample(s) as received by the laboratory.

Table of Contents

Cover Page 1
Table of Contents 2
Definitions/Glossary 3
Case Narrative 4
Detection Summary 5
Client Sample Results 6
QC Sample Results 7
QC Association Summary 8
Lab Chronicle 9
Certification Summary 10
Method Summary 11
Sample Summary 12
Chain of Custody 13
Receipt Checklists 14

Definitions/Glossary

Client: Enthalpy Analytical LLC
Project/Site: 449404

Job ID: 570-67772-1

Qualifiers

General Chemistry

Qualifier	Qualifier Description
J	Result is less than the RL but greater than or equal to the MDL and the concentration is an approximate value.

Glossary

Abbreviation	These commonly used abbreviations may or may not be present in this report.
¤	Listed under the "D" column to designate that the result is reported on a dry weight basis
%R	Percent Recovery
CFL	Contains Free Liquid
CFU	Colony Forming Unit
CNF	Contains No Free Liquid
DER	Duplicate Error Ratio (normalized absolute difference)
Dil Fac	Dilution Factor
DL	Detection Limit (DoD/DOE)
DL, RA, RE, IN	Indicates a Dilution, Re-analysis, Re-extraction, or additional Initial metals/anion analysis of the sample
DLC	Decision Level Concentration (Radiochemistry)
EDL	Estimated Detection Limit (Dioxin)
LOD	Limit of Detection (DoD/DOE)
LOQ	Limit of Quantitation (DoD/DOE)
MCL	EPA recommended "Maximum Contaminant Level"
MDA	Minimum Detectable Activity (Radiochemistry)
MDC	Minimum Detectable Concentration (Radiochemistry)
MDL	Method Detection Limit
ML	Minimum Level (Dioxin)
MPN	Most Probable Number
MQL	Method Quantitation Limit
NC	Not Calculated
ND	Not Detected at the reporting limit (or MDL or EDL if shown)
NEG	Negative / Absent
POS	Positive / Present
PQL	Practical Quantitation Limit
PRES	Presumptive
QC	Quality Control
RER	Relative Error Ratio (Radiochemistry)
RL	Reporting Limit or Requested Limit (Radiochemistry)
RPD	Relative Percent Difference, a measure of the relative difference between two points
TEF	Toxicity Equivalent Factor (Dioxin)
TEQ	Toxicity Equivalent Quotient (Dioxin)
TNTC	Too Numerous To Count

Case Narrative

Client: Enthalpy Analytical LLC
Project/Site: 449404

Job ID: 570-67772-1

Job ID: 570-67772-1

Laboratory: Eurofins Calscience LLC

Narrative

Job Narrative
570-67772-1

Comments
No additional comments.

Receipt
The samples were received on 8/19/2021 5:14 PM. Unless otherwise noted below, the samples arrived in good condition, and where required, properly preserved and on ice. The temperature of the cooler at receipt was 2.5º C.

GC Semi VOA
No analytical or quality issues were noted, other than those described in the Definitions/Glossary page.

General Chemistry
Method SM5210B: All the dilutions failed to deplete the method-required 2 mgO2/L for the following samples: SMBRP-9 (570-67772-1), SMBRP-12 (570-67772-2) and MCWP-MW04D (570-67772-3). Only a "less than" result could be calculated from the least dilute preparation.

No additional analytical or quality issues were noted, other than those described above or in the Definitions/Glossary page.

Organic Prep
No analytical or quality issues were noted, other than those described in the Definitions/Glossary page.

Detection Summary

Client: Enthalpy Analytical LLC
Project/Site: 449404

Job ID: 570-67772-1

Client Sample ID: SMBRP-9 — Lab Sample ID: 570-67772-1

Analyte	Result	Qualifier	RL	MDL	Unit	Dil Fac	D	Method	Prep Type
HEM: Oil and Grease	0.687	J	1.15	0.585	mg/L	1		1664A	Total/NA

Client Sample ID: SMBRP-12 — Lab Sample ID: 570-67772-2

No Detections.

Client Sample ID: MCWP-MW04D — Lab Sample ID: 570-67772-3

No Detections.

This Detection Summary does not include radiochemical test results.

Client: Enthalpy Analytical LLC
Project/Site: 449404

Job ID: 570-67772-1

General Chemistry

Client Sample ID: SMBRP-9
Date Collected: 08/18/21 09:00
Date Received: 08/19/21 17:14

Lab Sample ID: 570-67772-1
Matrix: Water

Analyte	Result	Qualifier	RL	MDL	Unit	D	Prepared	Analyzed	Dil Fac
HEM: Oil and Grease	**0.687**	**J**	1.15	0.585	mg/L		08/23/21 11:25	08/24/21 13:57	1
Biochemical Oxygen Demand	ND		2.50	1.46	mg/L			08/20/21 08:13	1

Client Sample ID: SMBRP-12
Date Collected: 08/18/21 09:50
Date Received: 08/19/21 17:14

Lab Sample ID: 570-67772-2
Matrix: Water

Analyte	Result	Qualifier	RL	MDL	Unit	D	Prepared	Analyzed	Dil Fac
HEM: Oil and Grease	ND		1.17	0.599	mg/L		08/23/21 11:25	08/24/21 13:57	1
Biochemical Oxygen Demand	ND		4.17	2.43	mg/L			08/20/21 08:13	1

Client Sample ID: MCWP-MW04D
Date Collected: 08/18/21 13:15
Date Received: 08/19/21 17:14

Lab Sample ID: 570-67772-3
Matrix: Water

Analyte	Result	Qualifier	RL	MDL	Unit	D	Prepared	Analyzed	Dil Fac
HEM: Oil and Grease	ND		1.23	0.628	mg/L		08/23/21 11:25	08/24/21 13:57	1
Biochemical Oxygen Demand	ND		1.00	0.584	mg/L			08/20/21 08:13	1

Method: 1664A - HEM and SGT-HEM

Lab Sample ID: MB 570-173585/1-A
Matrix: Water
Analysis Batch: 173981

Client Sample ID: Method Blank
Prep Type: Total/NA
Prep Batch: 173585

Analyte	MB Result	MB Qualifier	RL	MDL	Unit	D	Prepared	Analyzed	Dil Fac
HEM: Oil and Grease	ND		1.00	0.510	mg/L		08/23/21 11:25	08/24/21 13:57	1

Lab Sample ID: LCS 570-173585/2-A
Matrix: Water
Analysis Batch: 173981

Client Sample ID: Lab Control Sample
Prep Type: Total/NA
Prep Batch: 173585

Analyte	Spike Added	LCS Result	LCS Qualifier	Unit	D	%Rec	%Rec. Limits
HEM: Oil and Grease	40.0	35.70		mg/L		89	78 - 114

Lab Sample ID: LCSD 570-173585/3-A
Matrix: Water
Analysis Batch: 173981

Client Sample ID: Lab Control Sample Dup
Prep Type: Total/NA
Prep Batch: 173585

Analyte	Spike Added	LCSD Result	LCSD Qualifier	Unit	D	%Rec	%Rec. Limits	RPD	RPD Limit
HEM: Oil and Grease	40.0	40.30		mg/L		101	78 - 114	12	18

Method: SM5210B - BOD, 5 Day

Lab Sample ID: SCB 570-172982/2
Matrix: Water
Analysis Batch: 172982

Client Sample ID: Method Blank
Prep Type: Total/NA

Analyte	SCB Result	SCB Qualifier	RL	MDL	Unit	D	Prepared	Analyzed	Dil Fac
Biochemical Oxygen Demand	0.8737		0.833	0.487	mg/L			08/20/21 08:13	1

Lab Sample ID: USB 570-172982/1
Matrix: Water
Analysis Batch: 172982

Client Sample ID: Method Blank
Prep Type: Total/NA

Analyte	USB Result	USB Qualifier	RL	MDL	Unit	D	Prepared	Analyzed	Dil Fac
Biochemical Oxygen Demand	ND		0.833	0.487	mg/L			08/20/21 08:13	1

Lab Sample ID: LCS 570-172982/3
Matrix: Water
Analysis Batch: 172982

Client Sample ID: Lab Control Sample
Prep Type: Total/NA

Analyte	Spike Added	LCS Result	LCS Qualifier	Unit	D	%Rec	%Rec. Limits
Biochemical Oxygen Demand	198	171.8		mg/L		87	84.6 - 115.4

QC Association Summary

Client: Enthalpy Analytical LLC
Project/Site: 449404

Job ID: 570-67772-1

General Chemistry

Analysis Batch: 172982

Lab Sample ID	Client Sample ID	Prep Type	Matrix	Method	Prep Batch
570-67772-1	SMBRP-9	Total/NA	Water	SM5210B	
570-67772-2	SMBRP-12	Total/NA	Water	SM5210B	
570-67772-3	MCWP-MW04D	Total/NA	Water	SM5210B	
SCB 570-172982/2	Method Blank	Total/NA	Water	SM5210B	
USB 570-172982/1	Method Blank	Total/NA	Water	SM5210B	
LCS 570-172982/3	Lab Control Sample	Total/NA	Water	SM5210B	

Prep Batch: 173585

Lab Sample ID	Client Sample ID	Prep Type	Matrix	Method	Prep Batch
570-67772-1	SMBRP-9	Total/NA	Water	1664A	
570-67772-2	SMBRP-12	Total/NA	Water	1664A	
570-67772-3	MCWP-MW04D	Total/NA	Water	1664A	
MB 570-173585/1-A	Method Blank	Total/NA	Water	1664A	
LCS 570-173585/2-A	Lab Control Sample	Total/NA	Water	1664A	
LCSD 570-173585/3-A	Lab Control Sample Dup	Total/NA	Water	1664A	

Analysis Batch: 173981

Lab Sample ID	Client Sample ID	Prep Type	Matrix	Method	Prep Batch
570-67772-1	SMBRP-9	Total/NA	Water	1664A	173585
570-67772-2	SMBRP-12	Total/NA	Water	1664A	173585
570-67772-3	MCWP-MW04D	Total/NA	Water	1664A	173585
MB 570-173585/1-A	Method Blank	Total/NA	Water	1664A	173585
LCS 570-173585/2-A	Lab Control Sample	Total/NA	Water	1664A	173585
LCSD 570-173585/3-A	Lab Control Sample Dup	Total/NA	Water	1664A	173585

Lab Chronicle

Client: Enthalpy Analytical LLC
Project/Site: 449404

Job ID: 570-67772-1

Client Sample ID: SMBRP-9

Date Collected: 08/18/21 09:00
Date Received: 08/19/21 17:14

Lab Sample ID: 570-67772-1

Matrix: Water

Prep Type	Batch Type	Batch Method	Run	Dil Factor	Initial Amount	Final Amount	Batch Number	Prepared or Analyzed	Analyst	Lab
Total/NA	Prep	1664A			873 mL	1000 mL	173585	08/23/21 11:25	UWEZ	ECL 1
Total/NA	Analysis	1664A		1			173981	08/24/21 13:57	USUL	ECL 1
	Instrument ID: NO EQUIQ									
Total/NA	Analysis	SM5210B		1	100 mL	300 mL	172982		ZHU8	ECL 1
	Instrument ID: BOD2							(Start) 08/20/21 08:13		
								(End) 08/25/21 05:45		

Client Sample ID: SMBRP-12

Date Collected: 08/18/21 09:50
Date Received: 08/19/21 17:14

Lab Sample ID: 570-67772-2

Matrix: Water

Prep Type	Batch Type	Batch Method	Run	Dil Factor	Initial Amount	Final Amount	Batch Number	Prepared or Analyzed	Analyst	Lab
Total/NA	Prep	1664A			852 mL	1000 mL	173585	08/23/21 11:25	UWEZ	ECL 1
Total/NA	Analysis	1664A		1			173981	08/24/21 13:57	USUL	ECL 1
	Instrument ID: NO EQUIQ									
Total/NA	Analysis	SM5210B		1	60 mL	300 mL	172982		ZHU8	ECL 1
	Instrument ID: BOD2							(Start) 08/20/21 08:13		
								(End) 08/25/21 05:45		

Client Sample ID: MCWP-MW04D

Date Collected: 08/18/21 13:15
Date Received: 08/19/21 17:14

Lab Sample ID: 570-67772-3

Matrix: Water

Prep Type	Batch Type	Batch Method	Run	Dil Factor	Initial Amount	Final Amount	Batch Number	Prepared or Analyzed	Analyst	Lab
Total/NA	Prep	1664A			813 mL	1000 mL	173585	08/23/21 11:25	UWEZ	ECL 1
Total/NA	Analysis	1664A		1			173981	08/24/21 13:57	USUL	ECL 1
	Instrument ID: NO EQUIQ									
Total/NA	Analysis	SM5210B		1	250 mL	300 mL	172982		ZHU8	ECL 1
	Instrument ID: BOD2							(Start) 08/20/21 08:13		
								(End) 08/25/21 05:45		

Laboratory References:

ECL 1 = Eurofins Calscience LLC Lincoln, 7440 Lincoln Way, Garden Grove, CA 92841, TEL (714)895-5494

Accreditation/Certification Summary

Client: Enthalpy Analytical LLC
Project/Site: 449404

Job ID: 570-67772-1

Laboratory: Eurofins Calscience LLC

The accreditations/certifications listed below are applicable to this report.

Authority	Program	Identification Number	Expiration Date
California	State	2944	09-30-21
Oregon	NELAP	CA300001	01-30-22

Method Summary

Client: Enthalpy Analytical LLC
Project/Site: 449404

Job ID: 570-67772-1

Method	Method Description	Protocol	Laboratory
1664A	HEM and SGT-HEM	1664A	ECL 1
SM5210B	BOD, 5 Day	SM	ECL 1
1664A	HEM and SGT-HEM (Aqueous)	1664A	ECL 1

Protocol References:

1664A = EPA-821-98-002

SM = "Standard Methods For The Examination Of Water And Wastewater"

Laboratory References:

ECL 1 = Eurofins Calscience LLC Lincoln, 7440 Lincoln Way, Garden Grove, CA 92841, TEL (714)895-5494

Sample Summary

Client: Enthalpy Analytical LLC
Project/Site: 449404

Job ID: 570-67772-1

Lab Sample ID	Client Sample ID	Matrix	Collected	Received
570-67772-1	SMBRP-9	Water	08/18/21 09:00	08/19/21 17:14
570-67772-2	SMBRP-12	Water	08/18/21 09:50	08/19/21 17:14
570-67772-3	MCWP-MW04D	Water	08/18/21 13:15	08/19/21 17:14

67772

ENTHALPY

Enthalpy Analytical - Orange
Orange, CA 92868
(714) 771-6900 / Fax: (510) 486-0532

Subcontract Laboratory:
Eurofins CalScience
7440 Lincoln Way
Garden Grove, CA 92841-1432
ATTN: Xuan Dang
PO #: Required, to be sent via email

Enthalpy Order: EO-449404
PM: Ranjit K Clarke
Email: Ranjit.Clarke@enthalpy.com
CC: incomingreports@enthalpy.com
Phone: (714) 771-9906

Results Due: Standard TAT
Report Level: II
Report To: MDL
EDDs: .DBF erpimsenhanced

570-67772 Chain of Custody

Notes:

Please provide a CEDEN EDD and a Geotracker EDF:

CEDEN - Agency is 'MalC'

Geotracker:

Global ID = T10000013495
Client Code = RCIV
Field Point ID = Sample ID as listed below

Sample ID	Collected	Lab ID	# Cont.	Matrix	Analysis Requested	Comment
SMBRP-9	18-AUG-2021 09 00	449404-001	1 2	Water	EPA 1664 Oil & Grease (Total) -OUT	
				Water	BOD	
SMBRP-12	18-AUG-2021 09.50	449404-002	1 2	Water	EPA 1664 Oil & Grease (Total) -OUT	
				Water	BOD	
MCWP-MW04D	18-AUG-2021 13 15	449404-003	1 2	Water	EPA 1664 Oil & Grease (Total) -OUT	
				Water	BOD	

Notes:	Relinquished By:	Received By:
		Yanee
	Date: 8/19/21 1714	Date: 8/19/21 1714
	Date:	Date:
	Date:	Date:

2.9/2.5 SC6

Login Sample Receipt Checklist

Client: Enthalpy Analytical LLC

Job Number: 570-67772-1

Login Number: 67772
List Number: 1
Creator: Ramos, Maribel

List Source: Eurofins Calscience LLC

Question	Answer	Comment
Radioactivity wasn't checked or is </= background as measured by a survey meter.	N/A	
The cooler's custody seal, if present, is intact.	True	
Sample custody seals, if present, are intact.	True	
The cooler or samples do not appear to have been compromised or tampered with.	True	
Samples were received on ice.	True	
Cooler Temperature is acceptable.	True	
Cooler Temperature is recorded.	True	
COC is present.	True	
COC is filled out in ink and legible.	True	
COC is filled out with all pertinent information.	True	
Is the Field Sampler's name present on COC?	False	Received project as a subcontract.
There are no discrepancies between the containers received and the COC.	True	
Samples are received within Holding Time (excluding tests with immediate HTs)	True	
Sample containers have legible labels.	True	
Containers are not broken or leaking.	True	
Sample collection date/times are provided.	True	
Appropriate sample containers are used.	True	
Sample bottles are completely filled.	True	
Sample Preservation Verified.	True	
There is sufficient vol. for all requested analyses, incl. any requested MS/MSDs	True	
Containers requiring zero headspace have no headspace or bubble is <6mm (1/4").	True	
Multiphasic samples are not present.	True	
Samples do not require splitting or compositing.	True	
Residual Chlorine Checked.	N/A	

Enthalpy Analytical
931 West Barkley Ave
Orange, CA 92868
(714) 771-6900

enthalpy.com

Lab Job Number: 449406
Report Level: II
Report Date: 08/27/2021

Analytical Report *prepared for:*

Kiernan Brtalik
Rincon Consultants - Ventura
180 North Ashwood Ave.
Ventura, CA 93003

Project: MALIBU - Malibu-Annual

Authorized for release by:

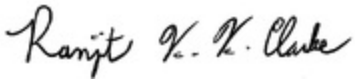

Ranjit K Clarke, Project Manager
(714) 771-9906
Ranjit.Clarke@enthalpy.com

This data package has been reviewed for technical correctness and completeness. Release of this data has been authorized by the Laboratory Manager or the Manager's designee, as verified by the above signature which applies to this PDF file as well as any associated electronic data deliverable files. The results contained in this report meet all requirements of NELAP and pertain only to those samples which were submitted for analysis. This report may be reproduced only in its entirety.

CA ELAP# 1338, NELAP# 4038, SCAQMD LAP# 18LA0518, LACSD ID# 10105, CDC ELITE Member

ENTHALPY ANALYTICAL

Sample Summary

Kiernan Brtalik
Rincon Consultants - Ventura
180 North Ashwood Ave.
Ventura, CA 93003

Lab Job #:	449406
Project No:	MALIBU
Location:	Malibu-Annual
Date Received:	08/18/21

Sample ID	Lab ID	Collected	Matrix
N-001	449406-001	08/18/21 12:10	Sea Water
N-002	449406-002	08/18/21 12:20	Sea Water
N-003	449406-003	08/18/21 12:35	Sea Water
N-004	449406-004	08/18/21 10:15	Sea Water
L-001	449406-005	08/18/21 10:45	Water
L-002	449406-006	08/18/21 11:25	Water
L-003	449406-007	08/18/21 11:05	Water
L-004	449406-008	08/18/21 11:45	Water
L-005	449406-009	08/18/21 12:40	Water
L-006	449406-010	08/18/21 12:55	Water

ENTHALPHY ANALYTICAL, INC.		Chain of Custody Record		Turn Around Time (Rush by advanced notice only)					
931 W. Barkley Ave., Orange, CA 92868	ENTHALPY analytical, inc.	Lab No: 449406		Standard:	X	4 Day:		3 Day:	
Phone: (714) 771-6900 Fax: (714) 538-1209		Page: 1 of 1		2 Day:		1 Day:		Same Day:	
Billing: Enthalpy - SoCal		Matrix: A = Air DW = Drinking Water FL = Food Liquid FS = Food Solid L = Liquid PP = Pure Product S = Solid SeaW = Sea Water SW = Swab W = Water WP = Wipe O = Other		Preservatives: 1 = $Na_2S_2O_3$ 2 = HCl 3 = HNO_3 4 = H_2SO_4 5 = NaOH 6 = Other					
c/o Montrose Environmental Group									
1 Park Plaza, Suite 1000, Irvine, CA 92614									

CUSTOMER INFORMATION		PROJECT INFORMATION	
Company:	Rincon Consultants	Name:	Malibu - Annual
Report To:	Kiernan Brtalik	Number:	
Email:		P.O. #:	
Address:	180 N. Ashwood Ave.	Address:	
	Ventura, CA 93003		
Phone:		Global ID:	
Cell:		Sampled By:	Jaime McClain

Sample ID	Sampling Date	Sampling Time	Matrix	Container No. / Size	Pres.	Total /Fecal Coliforms - SM 9223 Quantitray	TKN; NH3; Organic Nitrogen (Calculation)	EPA 300.0 (NO2,NO3)	Total Phosphorus; Total Nitrogen (calculation)	Test Instructions / Comments
N-001	8/18/21	12:10	sea water	4		X	X	X	X	4.1
N-002	8/18/21	12:20	↓	↓		X	X	X	X	4.6
N-003	8/18/21	12:35				X	X	X	X	
N-004	8/18/21	10:15				X	X	X	X	
L-001	8/18/21	10:45	water			X	X	X	X	
L-002	8/18/21	11:25				X	X	X	X	
L-003	8/18/21	11:05				X	X	X	X	
L-004	8/18/21	11:45				X	X	X	X	
L-005	8/18/21	12:40				X	X	X	X	
L-006	8/18/21	12:55	↓	↓		X	X	X	X	

	Signature	Print Name	Company / Title	Date / Time
[1] Relinquished By:		Jaime McClain	Rincon / Biologist	8/18/21 1440
[1] Received By:			EA	8/18/21 1440
[2] Relinquished By:			EA	8/18/21 1720
[2] Received By:		ZAKI DADIA	EA/GC	8/18/21 1720.
[3] Relinquished By:				
[3] Received By:				

ENTHALPY ANALYTICAL

SAMPLE ACCEPTANCE CHECKLIST

Section 1

Client: Rincon Consultants, Inc. Project: Malibu - Annual

Date Received: 8/18/21 Sampler's Name Present: ☑ Yes ☐ No

Section 2

Sample(s) received in a cooler? ☑ Yes, How many? 1 ☐ No (skip section 2) Sample Temp (°C) (No Cooler): _____

Sample Temp (°C), One from each cooler: #1: 4.6 #2: _____ #3: _____ #4: _____

(Acceptance range is < 6°C but not frozen (for Microbiology samples, acceptance range is < 10°C but not frozen). It is acceptable for samples collected the same day as sample receipt to have a higher temperature as long as there is evidence that cooling has begun.)

Shipping Information: _____

Section 3

Was the cooler packed with: ☑ Ice ☐ Ice Packs ☐ Bubble Wrap ☐ Styrofoam ☐ Paper ☐ None ☐ Other _____

Cooler Temp (°C): #1: 4.1 #2: _____ #3: _____ #4: _____

Section 4	YES	NO	N/A
Was a COC received?	✔		
Are sample IDs present?	✔		
Are sampling dates & times present?	✔		
Is a relinquished signature present?	✔		
Are the tests required clearly indicated on the COC?	✔		
Are custody seals present?		✔	
If custody seals are present, were they intact?			✔
Are all samples sealed in plastic bags? (Recommended for Microbiology samples)	✔		
Did all samples arrive intact? If no, indicate in Section 4 below.	✔		
Did all bottle labels agree with COC? (ID, dates and times)	✔		
Were the samples collected in the correct containers for the required tests?	✔		
Are the containers labeled with the correct preservatives?	✔		
Is there headspace in the VOA vials greater than 5-6 mm in diameter?			✔
Was a sufficient amount of sample submitted for the requested tests?	✔		

Section 5 Explanations/Comments

Section 6

For discrepancies, how was the Project Manager notified? ☐ Verbal PM Initials: _____ Date/Time _____

☐ Email (email sent to/on): _____ / _____

Project Manager's response:

Completed By: _____ Date: 8/18/21

ENTHALPY ANALYTICAL

Analysis Results for 449406

Kiernan Brtalik
Rincon Consultants - Ventura
180 North Ashwood Ave.
Ventura, CA 93003

Lab Job #: 449406
Project No: MALIBU
Location: Malibu-Annual
Date Received: 08/18/21

Sample ID: N-001 **Lab ID: 449406-001** **Collected: 08/18/21 12:10**
Matrix: Water

449406-001 Analyte	Result	Qual	Units	RL	MDL	DF	Batch	Prepared	Analyzed	Chemist
Method: EPA 300.0 Prep Method: METHOD										
Nitrogen, Nitrite	ND		mg/L	5.0	0.60	50	272550	08/19/21 09:22	08/19/21 23:15	JCP
Nitrogen, Nitrate	ND		mg/L	0.10	0.05	1	272550	08/19/21 09:22	08/19/21 11:12	JCP
Nitrogen, Nitrate/Nitrite	ND		mg/L	0.10		50	272550	08/19/21 09:22	08/19/21 23:15	JCP
Method: ORGANIC NITROGEN										
Organic Nitrogen as N	**1.1**		mg/L			1	272918	08/26/21	08/26/21	SLL
Method: SM 4500-NH3-G										
Ammonia-N	ND		mg/L	0.10	0.010	1	272708	08/24/21	08/24/21	ATP
Nitrogen, Total Kjeldahl	**1.1**		mg/L	0.40	0.030	1	272922	08/26/21	08/26/21	ATP
Method: SM 4500-P-B5-E										
Phosphorus	**0.28**		mg/L	0.020	0.010	1	273009	08/27/21	08/27/21	ATP
Method: SM 9223Bb										
Fecal Coliform	<1.0		MPN/100ml	1.0		1	272545	08/18/21 18:00	08/19/21 14:00	SZL
Coliform, Total	**2,000**		MPN/100ml	1.0		1	272545	08/18/21 18:00	08/19/21 14:00	SZL
Method: TOTAL NITROGEN										
Total Nitrogen	**1.1**		mg/L			1	272974	08/26/21	08/26/21	SLL

Results for any subcontracted analyses are not included in this section.

ENTHALPY ANALYTICAL

Analysis Results for 449406

Sample ID: N-002	Lab ID: 449406-002	Collected: 08/18/21 12:20
	Matrix: Water	

449406-002 Analyte	Result	Qual	Units	RL	MDL	DF	Batch	Prepared	Analyzed	Chemist
Method: EPA 300.0 Prep Method: METHOD										
Nitrogen, Nitrite	ND		mg/L	5.0	0.60	50	272550	08/19/21 09:22	08/20/21 02:55	JCP
Nitrogen, Nitrate	ND		mg/L	0.10	0.05	1	272550	08/19/21 09:22	08/19/21 11:34	JCP
Nitrogen, Nitrate/Nitrite	ND		mg/L	0.10		50	272550	08/19/21 09:22	08/20/21 02:55	JCP
Method: ORGANIC NITROGEN										
Organic Nitrogen as N	**0.45**		mg/L			1	272918	08/26/21	08/26/21	SLL
Method: SM 4500-NH3-G										
Ammonia-N	ND		mg/L	0.10	0.010	1	272708	08/24/21	08/24/21	ATP
Nitrogen, Total Kjeldahl	**0.45**		mg/L	0.40	0.030	1	272922	08/26/21	08/26/21	ATP
Method: SM 4500-P-B5-E										
Phosphorus	**0.031**		mg/L	0.020	0.010	1	273009	08/27/21	08/27/21	ATP
Method: SM 9223Bb										
Fecal Coliform	<1.0		MPN/100ml	1.0		1	272545	08/18/21 18:00	08/19/21 14:00	SZL
Coliform, Total	**>2,400**		MPN/100ml	1.0		1	272545	08/18/21 18:00	08/19/21 14:00	SZL
Method: TOTAL NITROGEN										
Total Nitrogen	**0.45**		mg/L			1	272974	08/26/21	08/26/21	SLL

Sample ID: N-003	Lab ID: 449406-003	Collected: 08/18/21 12:35
	Matrix: Water	

449406-003 Analyte	Result	Qual	Units	RL	MDL	DF	Batch	Prepared	Analyzed	Chemist
Method: EPA 300.0 Prep Method: METHOD										
Nitrogen, Nitrite	ND		mg/L	5.0	0.60	50	272550	08/19/21 09:22	08/20/21 03:16	JCP
Nitrogen, Nitrate	ND		mg/L	0.10	0.05	1	272550	08/19/21 09:22	08/19/21 11:56	JCP
Nitrogen, Nitrate/Nitrite	ND		mg/L	0.10		50	272550	08/19/21 09:22	08/20/21 03:16	JCP
Method: ORGANIC NITROGEN										
Organic Nitrogen as N	**0.40**		mg/L			1	272918	08/26/21	08/26/21	SLL
Method: SM 4500-NH3-G										
Ammonia-N	ND		mg/L	0.10	0.010	1	272708	08/24/21	08/24/21	ATP
Nitrogen, Total Kjeldahl	**0.40**		mg/L	0.40	0.030	1	272922	08/26/21	08/26/21	ATP
Method: SM 4500-P-B5-E										
Phosphorus	**0.019**	J	mg/L	0.020	0.010	1	273009	08/27/21	08/27/21	ATP
Method: SM 9223Bb										
Fecal Coliform	<1.0		MPN/100ml	1.0		1	272545	08/18/21 18:00	08/19/21 14:00	SZL
Coliform, Total	**610**		MPN/100ml	1.0		1	272545	08/18/21 18:00	08/19/21 14:00	SZL
Method: TOTAL NITROGEN										
Total Nitrogen	**0.40**		mg/L			1	272974	08/26/21	08/26/21	SLL

Results for any subcontracted analyses are not included in this section.

ENTHALPY ANALYTICAL

Analysis Results for 449406

Sample ID: N-004 **Lab ID: 449406-004** **Collected: 08/18/21 10:15**
Matrix: Water

449406-004 Analyte	Result	Qual	Units	RL	MDL	DF	Batch	Prepared	Analyzed	Chemist
Method: EPA 300.0 Prep Method: METHOD										
Nitrogen, Nitrite	ND		mg/L	5.0	0.60	50	272550	08/19/21 09:22	08/20/21 03:38	JCP
Nitrogen, Nitrate	ND		mg/L	0.10	0.05	1	272550	08/19/21 09:22	08/19/21 12:18	JCP
Nitrogen, Nitrate/Nitrite	ND		mg/L	0.10		50	272550	08/19/21 09:22	08/20/21 03:38	JCP
Method: ORGANIC NITROGEN										
Organic Nitrogen as N	**0.39**		mg/L			1	272918	08/26/21	08/26/21	SLL
Method: SM 4500-NH3-G										
Ammonia-N	ND		mg/L	0.10	0.010	1	272708	08/24/21	08/24/21	ATP
Nitrogen, Total Kjeldahl	**0.39**	J	mg/L	0.40	0.030	1	272922	08/26/21	08/26/21	ATP
Method: SM 4500-P-B5-E										
Phosphorus	**0.043**		mg/L	0.020	0.010	1	273009	08/27/21	08/27/21	ATP
Method: SM 9223Bb										
Fecal Coliform	<1.0		MPN/100ml	1.0		1	272545	08/18/21 18:00	08/19/21 14:00	SZL
Coliform, Total	**>2,400**		MPN/100ml	1.0		1	272545	08/18/21 18:00	08/19/21 14:00	SZL
Method: TOTAL NITROGEN										
Total Nitrogen	**0.39**		mg/L			1	272974	08/26/21	08/26/21	SLL

Sample ID: L-001 **Lab ID: 449406-005** **Collected: 08/18/21 10:45**
Matrix: Water

449406-005 Analyte	Result	Qual	Units	RL	MDL	DF	Batch	Prepared	Analyzed	Chemist
Method: EPA 300.0 Prep Method: METHOD										
Nitrogen, Nitrite	ND		mg/L	2.0	0.24	20	272550	08/19/21 09:22	08/20/21 04:44	JCP
Nitrogen, Nitrate	ND		mg/L	0.10	0.05	1	272550	08/19/21 09:22	08/19/21 12:40	JCP
Nitrogen, Nitrate/Nitrite	ND		mg/L	0.10		20	272550	08/19/21 09:22	08/20/21 04:44	JCP
Method: ORGANIC NITROGEN										
Organic Nitrogen as N	**2.3**		mg/L			1	272918	08/26/21	08/26/21	SLL
Method: SM 4500-NH3-G										
Ammonia-N	**0.18**		mg/L	0.10	0.010	1	272708	08/24/21	08/24/21	ATP
Nitrogen, Total Kjeldahl	**2.5**		mg/L	0.40	0.030	1	272922	08/26/21	08/26/21	ATP
Method: SM 4500-P-B5-E										
Phosphorus	**0.25**		mg/L	0.020	0.010	1	273009	08/27/21	08/27/21	ATP
Method: SM 9223Bb										
Fecal Coliform	**>2,400**		MPN/100ml	1.0		1	272545	08/18/21 18:00	08/19/21 14:00	SZL
Coliform, Total	**>2,400**		MPN/100ml	1.0		1	272545	08/18/21 18:00	08/19/21 14:00	SZL
Method: TOTAL NITROGEN										
Total Nitrogen	**2.5**		mg/L			1	272974	08/26/21	08/26/21	SLL

Results for any subcontracted analyses are not included in this section.

ENTHALPY ANALYTICAL

Analysis Results for 449406

Sample ID: L-002	Lab ID: 449406-006	Collected: 08/18/21 11:25
	Matrix: Water	

449406-006 Analyte	Result	Qual	Units	RL	MDL	DF	Batch	Prepared	Analyzed	Chemist
Method: EPA 300.0 Prep Method: METHOD										
Nitrogen, Nitrite	ND		mg/L	2.0	0.24	20	272550	08/19/21 09:22	08/20/21 05:06	JCP
Nitrogen, Nitrate	**0.28**		mg/L	0.10	0.05	1	272550	08/19/21 09:22	08/19/21 13:02	JCP
Nitrogen, Nitrate/Nitrite	**0.28**		mg/L	0.10		20	272550	08/19/21 09:22	08/20/21 05:06	JCP
Method: ORGANIC NITROGEN										
Organic Nitrogen as N	**0.57**		mg/L			1	272918	08/26/21	08/26/21	SLL
Method: SM 4500-NH3-G										
Ammonia-N	**0.10**		mg/L	0.10	0.010	1	272708	08/24/21	08/24/21	ATP
Nitrogen, Total Kjeldahl	**0.67**		mg/L	0.40	0.030	1	272922	08/26/21	08/26/21	ATP
Method: SM 4500-P-B5-E										
Phosphorus	**0.065**		mg/L	0.020	0.010	1	273009	08/27/21	08/27/21	ATP
Method: SM 9223Bb										
Fecal Coliform	**2,400**		MPN/100ml	1.0		1	272545	08/18/21 18:00	08/19/21 14:00	SZL
Coliform, Total	**>2,400**		MPN/100ml	1.0		1	272545	08/18/21 18:00	08/19/21 14:00	SZL
Method: TOTAL NITROGEN										
Total Nitrogen	**0.95**		mg/L			1	272974	08/26/21	08/26/21	SLL

Sample ID: L-003	Lab ID: 449406-007	Collected: 08/18/21 11:05
	Matrix: Water	

449406-007 Analyte	Result	Qual	Units	RL	MDL	DF	Batch	Prepared	Analyzed	Chemist
Method: EPA 300.0 Prep Method: METHOD										
Nitrogen, Nitrite	ND		mg/L	2.0	0.24	20	272550	08/19/21 09:22	08/20/21 05:28	JCP
Nitrogen, Nitrate	ND		mg/L	0.10	0.05	1	272550	08/19/21 09:22	08/19/21 13:24	JCP
Nitrogen, Nitrate/Nitrite	ND		mg/L	0.10		20	272550	08/19/21 09:22	08/20/21 05:28	JCP
Method: ORGANIC NITROGEN										
Organic Nitrogen as N	**0.62**		mg/L			1	272918	08/26/21	08/26/21	SLL
Method: SM 4500-NH3-G										
Ammonia-N	**0.076**	J	mg/L	0.10	0.010	1	272708	08/24/21	08/24/21	ATP
Nitrogen, Total Kjeldahl	**0.70**		mg/L	0.40	0.030	1	272922	08/26/21	08/26/21	ATP
Method: SM 4500-P-B5-E										
Phosphorus	**0.033**		mg/L	0.020	0.010	1	273009	08/27/21	08/27/21	ATP
Method: SM 9223Bb										
Fecal Coliform	**>2,400**		MPN/100ml	1.0		1	272545	08/18/21 18:00	08/19/21 14:00	SZL
Coliform, Total	**>2,400**		MPN/100ml	1.0		1	272545	08/18/21 18:00	08/19/21 14:00	SZL
Method: TOTAL NITROGEN										
Total Nitrogen	**0.70**		mg/L			1	272974	08/26/21	08/26/21	SLL

Results for any subcontracted analyses are not included in this section.

ENTHALPY ANALYTICAL

Analysis Results for 449406

Sample ID: L-004	Lab ID: 449406-008	Collected: 08/18/21 11:45
	Matrix: Water	

449406-008 Analyte	Result	Qual	Units	RL	MDL	DF	Batch	Prepared	Analyzed	Chemist
Method: EPA 300.0 Prep Method: METHOD										
Nitrogen, Nitrite	ND		mg/L	2.0	0.24	20	272550	08/19/21 09:22	08/20/21 05:50	JCP
Nitrogen, Nitrate	ND		mg/L	0.10	0.05	1	272550	08/19/21 09:22	08/19/21 15:34	JCP
Nitrogen, Nitrate/Nitrite	ND		mg/L	0.10		20	272550	08/19/21 09:22	08/20/21 05:50	JCP
Method: ORGANIC NITROGEN										
Organic Nitrogen as N	**0.85**		mg/L			1	272918	08/26/21	08/26/21	SLL
Method: SM 4500-NH3-G										
Ammonia-N	**0.085**	J	mg/L	0.10	0.010	1	272708	08/24/21	08/24/21	ATP
Nitrogen, Total Kjeldahl	**0.93**		mg/L	0.40	0.030	1	272922	08/26/21	08/26/21	ATP
Method: SM 4500-P-B5-E										
Phosphorus	**0.047**		mg/L	0.020	0.010	1	273009	08/27/21	08/27/21	ATP
Method: SM 9223Bb										
Fecal Coliform	**>2,400**		MPN/100ml	1.0		1	272545	08/18/21 18:00	08/19/21 14:00	SZL
Coliform, Total	**>2,400**		MPN/100ml	1.0		1	272545	08/18/21 18:00	08/19/21 14:00	SZL
Method: TOTAL NITROGEN										
Total Nitrogen	**0.93**		mg/L			1	272974	08/26/21	08/26/21	SLL

Sample ID: L-005	Lab ID: 449406-009	Collected: 08/18/21 12:40
	Matrix: Water	

449406-009 Analyte	Result	Qual	Units	RL	MDL	DF	Batch	Prepared	Analyzed	Chemist
Method: EPA 300.0 Prep Method: METHOD										
Nitrogen, Nitrite	ND		mg/L	2.0	0.24	20	272550	08/19/21 09:22	08/20/21 06:12	JCP
Nitrogen, Nitrate	ND		mg/L	0.10	0.05	1	272550	08/19/21 09:22	08/19/21 15:56	JCP
Nitrogen, Nitrate/Nitrite	ND		mg/L	0.10		20	272550	08/19/21 09:22	08/20/21 06:12	JCP
Method: ORGANIC NITROGEN										
Organic Nitrogen as N	**0.96**		mg/L			1	272918	08/26/21	08/26/21	SLL
Method: SM 4500-NH3-G										
Ammonia-N	**0.14**		mg/L	0.10	0.010	1	272708	08/24/21	08/24/21	ATP
Nitrogen, Total Kjeldahl	**1.1**		mg/L	0.40	0.030	1	272922	08/26/21	08/26/21	ATP
Method: SM 4500-P-B5-E										
Phosphorus	ND		mg/L	0.020	0.010	1	273009	08/27/21	08/27/21	ATP
Method: SM 9223Bb										
Fecal Coliform	**>2,400**		MPN/100ml	1.0		1	272545	08/18/21 18:00	08/19/21 14:00	SZL
Coliform, Total	**>2,400**		MPN/100ml	1.0		1	272545	08/18/21 18:00	08/19/21 14:00	SZL
Method: TOTAL NITROGEN										
Total Nitrogen	**1.1**		mg/L			1	272974	08/26/21	08/26/21	SLL

Results for any subcontracted analyses are not included in this section.

ENTHALPY ANALYTICAL

Analysis Results for 449406

Sample ID: L-006	Lab ID: 449406-010	Collected: 08/18/21 12:55
	Matrix: Water	

449406-010 Analyte	Result	Qual	Units	RL	MDL	DF	Batch	Prepared	Analyzed	Chemist
Method: EPA 300.0 Prep Method: METHOD										
Nitrogen, Nitrite	ND		mg/L	2.0	0.24	20	272550	08/19/21 09:22	08/20/21 06:34	JCP
Nitrogen, Nitrate	ND		mg/L	0.10	0.05	1	272550	08/19/21 09:22	08/19/21 16:18	JCP
Nitrogen, Nitrate/Nitrite	ND		mg/L	0.10		20	272550	08/19/21 09:22	08/20/21 06:34	JCP
Method: ORGANIC NITROGEN										
Organic Nitrogen as N	**0.65**		mg/L			1	272918	08/26/21	08/26/21	SLL
Method: SM 4500-NH3-G										
Ammonia-N	**0.11**		mg/L	0.10	0.010	1	272708	08/24/21	08/24/21	ATP
Nitrogen, Total Kjeldahl	**0.76**		mg/L	0.40	0.030	1	272922	08/26/21	08/26/21	ATP
Method: SM 4500-P-B5-E										
Phosphorus	**0.029**		mg/L	0.020	0.010	1	273009	08/27/21	08/27/21	ATP
Method: SM 9223Bb										
Fecal Coliform	**>2,400**		MPN/100ml	1.0		1	272545	08/18/21 18:00	08/19/21 14:00	SZL
Coliform, Total	**>2,400**		MPN/100ml	1.0		1	272545	08/18/21 18:00	08/19/21 14:00	SZL
Method: TOTAL NITROGEN										
Total Nitrogen	**0.76**		mg/L			1	272974	08/26/21	08/26/21	SLL

< Value is less than indicated concentration
> Value exceeds indicated concentration
J Estimated value
ND Not Detected

Results for any subcontracted analyses are not included in this section.

ENTHALPY ANALYTICAL

Batch QC

Type: Blank	Lab ID: QC939747	Batch: 272550
Matrix: Water	Method: EPA 300.0	Prep Method: METHOD

QC939747 Analyte	Result	Qual	Units	RL	MDL	Prepared	Analyzed
Nitrogen, Nitrite	ND		mg/L	0.10	0.01	08/19/21 09:22	08/19/21 09:44
Nitrogen, Nitrate	ND		mg/L	0.10	0.05	08/19/21 09:22	08/19/21 09:44
Nitrogen, Nitrate/Nitrite	ND		mg/L	0.10		08/19/21 09:22	08/19/21 09:44

Type: Lab Control Sample	Lab ID: QC939748	Batch: 272550
Matrix: Water	Method: EPA 300.0	Prep Method: METHOD

QC939748 Analyte	Result	Spiked	Units	Recovery	Qual	Limits
Nitrogen, Nitrite	8.808	9.134	mg/L	96%		90-110
Nitrogen, Nitrate	8.648	9.036	mg/L	96%		90-110

Type: Matrix Spike	Lab ID: QC939749	Batch: 272550
Matrix (Source ID): Water (449396-001)	Method: EPA 300.0	Prep Method: METHOD

QC939749 Analyte	Result	Source Sample Result	Spiked	Units	Recovery	Qual	Limits	DF
Nitrogen, Nitrite	7.582	ND	9.134	mg/L	83%		80-120	10
Nitrogen, Nitrate	8.807	ND	9.036	mg/L	97%		80-120	10

Type: Matrix Spike Duplicate	Lab ID: QC939750	Batch: 272550
Matrix (Source ID): Water (449396-001)	Method: EPA 300.0	Prep Method: METHOD

QC939750 Analyte	Result	Source Sample Result	Spiked	Units	Recovery	Qual	Limits	RPD	RPD Lim	DF
Nitrogen, Nitrite	7.738	ND	9.134	mg/L	85%		80-120	2	20	10
Nitrogen, Nitrate	8.613	ND	9.036	mg/L	95%		80-120	2	20	10

Type: Matrix Spike	Lab ID: QC939751	Batch: 272550
Matrix (Source ID): Water (449420-001)	Method: EPA 300.0	Prep Method: METHOD

QC939751 Analyte	Result	Source Sample Result	Spiked	Units	Recovery	Qual	Limits	DF
Nitrogen, Nitrite	8.229	ND	9.134	mg/L	90%		80-120	1
Nitrogen, Nitrate	11.95	2.738	9.036	mg/L	102%		80-120	1

ENTHALPY ANALYTICAL

Batch QC

Type: Matrix Spike Duplicate **Lab ID:** QC939752 **Batch:** 272550
Matrix (Source ID): Water (449420-001) **Method:** EPA 300.0 **Prep Method:** METHOD

QC939752 Analyte	Result	Source Sample Result	Spiked	Units	Recovery	Qual	Limits	RPD	RPD Lim	DF
Nitrogen, Nitrite	8.441	ND	9.134	mg/L	92%		80-120	3	20	1
Nitrogen, Nitrate	11.94	2.738	9.036	mg/L	102%		80-120	0	20	1

Type: Blank **Lab ID:** QC940262 **Batch:** 272708
Matrix: Water **Method:** SM 4500-NH3-G

QC940262 Analyte	Result	Qual	Units	RL	MDL	Prepared	Analyzed
Ammonia-N	ND		mg/L	0.10	0.010	08/24/21	08/24/21

Type: Lab Control Sample **Lab ID:** QC940263 **Batch:** 272708
Matrix: Water **Method:** SM 4500-NH3-G

QC940263 Analyte	Result	Spiked	Units	Recovery	Qual	Limits
Ammonia-N	2.411	2.500	mg/L	96%		80-120

Type: Matrix Spike **Lab ID:** QC940264 **Batch:** 272708
Matrix (Source ID): Sea Water (449466-001) **Method:** SM 4500-NH3-G

QC940264 Analyte	Result	Source Sample Result	Spiked	Units	Recovery	Qual	Limits	DF
Ammonia-N	2.634	ND	2.500	mg/L	105%		80-120	1

Type: Matrix Spike Duplicate **Lab ID:** QC940265 **Batch:** 272708
Matrix (Source ID): Sea Water (449466-001) **Method:** SM 4500-NH3-G

QC940265 Analyte	Result	Source Sample Result	Spiked	Units	Recovery	Qual	Limits	RPD	RPD Lim	DF
Ammonia-N	2.612	ND	2.500	mg/L	104%		80-120	1	20	1

Type: Blank **Lab ID:** QC940801 **Batch:** 272922
Matrix: Water **Method:** SM 4500-NH3-G

QC940801 Analyte	Result	Qual	Units	RL	MDL	Prepared	Analyzed
Nitrogen, Total Kjeldahl	0.038	J	mg/L	0.20	0.015	08/26/21	08/26/21

ENTHALPY ANALYTICAL

Batch QC

Type: Lab Control Sample **Lab ID:** QC940802 **Batch:** 272922
Matrix: Water **Method:** SM 4500-NH3-G

QC940802 Analyte	Result	Spiked	Units	Recovery	Qual	Limits
Nitrogen, Total Kjeldahl	2.468	2.500	mg/L	99%		80-120

Type: Matrix Spike **Lab ID:** QC940803 **Batch:** 272922
Matrix (Source ID): Water (449406-001) **Method:** SM 4500-NH3-G

QC940803 Analyte	Result	Source Sample Result	Spiked	Units	Recovery	Qual	Limits	DF
Nitrogen, Total Kjeldahl	13.87	1.144	12.50	mg/L	102%		80-120	2.5

Type: Matrix Spike Duplicate **Lab ID:** QC940804 **Batch:** 272922
Matrix (Source ID): Water (449406-001) **Method:** SM 4500-NH3-G

QC940804 Analyte	Result	Source Sample Result	Spiked	Units	Recovery	Qual	Limits	RPD	RPD Lim	DF
Nitrogen, Total Kjeldahl	13.83	1.144	12.50	mg/L	101%		80-120	0	20	2.5

Type: Blank **Lab ID:** QC940997 **Batch:** 273009
Matrix: Water **Method:** SM 4500-P-B5-E

QC940997 Analyte	Result	Qual	Units	RL	MDL	Prepared	Analyzed
Phosphorus	ND		mg/L	0.020	0.010	08/27/21	08/27/21

Type: Lab Control Sample **Lab ID:** QC940998 **Batch:** 273009
Matrix: Water **Method:** SM 4500-P-B5-E

QC940998 Analyte	Result	Spiked	Units	Recovery	Qual	Limits
Phosphorus	0.3930	0.4000	mg/L	98%		80-120

Type: Matrix Spike **Lab ID:** QC940999 **Batch:** 273009
Matrix (Source ID): Water (449404-001) **Method:** SM 4500-P-B5-E

QC940999 Analyte	Result	Source Sample Result	Spiked	Units	Recovery	Qual	Limits	DF
Phosphorus	1.320	0.2510	1.000	mg/L	107%		75-125	2.5

ENTHALPY ANALYTICAL

Batch QC

Type:	**Matrix Spike Duplicate**	**Lab ID:**	**QC941000**	**Batch:**	**273009**
Matrix (Source ID):	**Water (449404-001)**	**Method:**	**SM 4500-P-B5-E**		

QC941000 Analyte	Result	Source Sample Result	Spiked	Units	Recovery	Qual	Limits	RPD	RPD Lim	DF
Phosphorus	1.323	0.2510	1.000	mg/L	107%		75-125	0	20	2.5

J Estimated value
ND Not Detected

Enthalpy Analytical
931 West Barkley Ave
Orange, CA 92868
(714) 771-6900

enthalpy.com

Lab Job Number: 449408
Report Level: II
Report Date: 08/27/2021

Analytical Report *prepared for:*

Kiernan Brtalik
Rincon Consultants - Ventura
180 North Ashwood Ave.
Ventura, CA 93003

Project: MALIBU - Malibu - Annual

Authorized for release by:

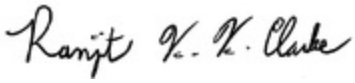

Ranjit K Clarke, Project Manager
(714) 771-9906
Ranjit.Clarke@enthalpy.com

This data package has been reviewed for technical correctness and completeness. Release of this data has been authorized by the Laboratory Manager or the Manager's designee, as verified by the above signature which applies to this PDF file as well as any associated electronic data deliverable files. The results contained in this report meet all requirements of NELAP and pertain only to those samples which were submitted for analysis. This report may be reproduced only in its entirety.

CA ELAP# 1338, NELAP# 4038, SCAQMD LAP# 18LA0518, LACSD ID# 10105, CDC ELITE Member

ENTHALPY ANALYTICAL

Sample Summary

Kiernan Brtalik
Rincon Consultants - Ventura
180 North Ashwood Ave.
Ventura, CA 93003

Lab Job #:	449408
Project No:	MALIBU
Location:	Malibu - Annual
Date Received:	08/18/21

Sample ID	Lab ID	Collected	Matrix
SMBRP-13	449408-001	08/18/21 12:40	Water
MCWP-MW10	449408-002	08/18/21 13:45	Water

ENTHALPHY ANALYTICAL, INC.		Chain of Custody Record			Turn Around Time (Rush by advanced notice only)					
931 W. Barkley Ave., Orange, CA 92868	ENTHALPY analytical, inc.	Lab No: 449408			Standard:	X	4 Day:		3 Day:	
Phone: (714) 771-6900 Fax: (714) 538-1209		Page: 1 of 1			2 Day:		1 Day:		Same Day:	
Billing: Enthalpy - SoCal		Matrix: A = Air DW = Drinking Water FL = Food Liquid FS = Food Solid L = Liquid PP = Pure Product S = Solid SeaW = Sea Water SW = Swab W = Water WP = Wipe O = Other			Preservatives: 1 = $Na_2S_2O_3$ 2 = HCl 3 = HNO_3 4 = H_2SO_4 5 = NaOH 6 = Other					
c/o Montrose Environmental Group										
1 Park Plaza, Suite 1000, Irvine, CA 92614										

CUSTOMER INFORMATION		PROJECT INFORMATION	
Company:	Rincon Consultants	Name:	Malibu - Annual
Report To:	Kiernan Brtalik	Number:	
Email:		P.O. #:	
Address:	180 N. Ashwood Ave.	Address:	
	Ventura, CA 93003		
Phone:		Global ID:	
Cell:		Sampled By:	

Sample ID	Sampling Date	Sampling Time	Matrix	Container No. / Size	Pres.	Total /Fecal Coliforms - SM9223 Quantitray	TKN; NH3; Organic Nitrogen (Calculation)	EPA 300.0 (NO2,NO3)	Total Phosphorus	SM 2540C TDS	EPA 300.0 (NO3)	Test Instructions / Comments
SMBRP-13	8/18/21	1240	W			X	X	X	X	X		
MCWP-MW10	8/18/21	1345	W			X	X	X	X	X		
~~CCPE~~						~~X~~	~~X~~	~~X~~	~~X~~	~~X~~		MC
~~MBCMW-9~~						~~X~~	~~X~~	~~X~~	~~X~~	~~X~~		MC
~~SMBRP-7B~~						~~X~~	~~X~~	~~X~~	~~X~~	~~X~~		MC
~~LAMW-5S~~						~~X~~	~~X~~	~~X~~	~~X~~	~~X~~		MC
~~SMBRP-11~~						~~X~~	~~X~~	~~X~~	~~X~~	~~X~~		MC
~~MCWP-MW05~~										~~X~~	~~X~~	MC
~~MCWP-MW06~~										~~X~~	~~X~~	MC

7.8/8.1

	Signature	Print Name	Company / Title	Date / Time
[1] Relinquished By:		Michelle Carter	Rincon Consultants	8/18/21 / 1440
[1] Received By:			EA	8/18/21 1440
[2] Relinquished By:			EA	8/18/21 1728
[2] Received By:		ZAM PADILLA	EA/SL	8/18/21 1720
[3] Relinquished By:				

ENTHALPY ANALYTICAL

SAMPLE ACCEPTANCE CHECKLIST

Section 1

Client: Rincon Consultants, Inc. Project: Malibu - Annual

Date Received: 8/18/21 Sampler's Name Present: ☑ Yes ☐ No

Section 2

Sample(s) received in a cooler? ☑ Yes, How many? 1 ☐ No (skip section 2) Sample Temp (°C) (No Cooler): _____

Sample Temp (°C), One from each cooler: #1: 8.1 #2: _____ #3: _____ #4: _____

(Acceptance range is < 6°C but not frozen (for Microbiology samples, acceptance range is < 10°C but not frozen). It is acceptable for samples collected the same day as sample receipt to have a higher temperature as long as there is evidence that cooling has begun.)

Shipping Information: _____

Section 3

Was the cooler packed with: ☑ Ice ☐ Ice Packs ☐ Bubble Wrap ☐ Styrofoam ☐ Paper ☐ None ☐ Other _____

Cooler Temp (°C): #1: 7.8 #2: _____ #3: _____ #4: _____

Section 4	YES	NO	N/A
Was a COC received?	✔		
Are sample IDs present?	✔		
Are sampling dates & times present?	✔		
Is a relinquished signature present?	✔		
Are the tests required clearly indicated on the COC?	✔		
Are custody seals present?		✔	
If custody seals are present, were they intact?			✔
Are all samples sealed in plastic bags? (Recommended for Microbiology samples)	✔		
Did all samples arrive intact? If no, indicate in Section 4 below.	✔		
Did all bottle labels agree with COC? (ID, dates and times)	✔		
Were the samples collected in the correct containers for the required tests?	✔		
Are the containers labeled with the correct preservatives?	✔		
Is there headspace in the VOA vials greater than 5-6 mm in diameter?			✔
Was a sufficient amount of sample submitted for the requested tests?	✔		

Section 5 Explanations/Comments

Section 6

For discrepancies, how was the Project Manager notified? ☐ Verbal PM Initials: _____ Date/Time _____

☐ Email (email sent to/on): _____ / _____

Project Manager's response:

Completed By: _____ Date: 8/18/21

ENTHALPY ANALYTICAL

Analysis Results for 449408

Kiernan Brtalik
Rincon Consultants - Ventura
180 North Ashwood Ave.
Ventura, CA 93003

Lab Job #: 449408
Project No: MALIBU
Location: Malibu - Annual
Date Received: 08/18/21

Sample ID: SMBRP-13 **Lab ID: 449408-001** **Collected: 08/18/21 12:40**
Matrix: Water

449408-001 Analyte	Result	Qual	Units	RL	MDL	DF	Batch	Prepared	Analyzed	Chemist
Method: EPA 300.0 Prep Method: METHOD										
Nitrogen, Nitrite	ND		mg/L	0.10	0.01	1	272550	08/19/21 09:22	08/19/21 16:40	JCP
Nitrogen, Nitrate	ND		mg/L	0.10	0.05	1	272550	08/19/21 09:22	08/19/21 16:40	JCP
Nitrogen, Nitrate/Nitrite	ND		mg/L	0.10		1	272550	08/19/21 09:22	08/19/21 16:40	JCP
Method: ORGANIC NITROGEN										
Organic Nitrogen as N	**0.28**		mg/L			1	272918	08/26/21	08/26/21	SLL
Method: SM 4500-NH3-G										
Ammonia-N	**0.13**		mg/L	0.10	0.010	1	272710	08/24/21	08/24/21	ATP
Nitrogen, Total Kjeldahl	**0.34**	B,J	mg/L	0.40	0.030	1	272922	08/26/21	08/26/21	ATP
Method: SM 4500-P-B5-E										
Phosphorus	**0.21**		mg/L	0.020	0.010	1	273009	08/27/21	08/27/21	ATP
Method: SM 9223Bb										
Fecal Coliform	**3.1**		MPN/100ml	1.0		1	272545	08/18/21 18:00	08/19/21 14:00	SZL
Coliform, Total	**2.0**		MPN/100ml	1.0		1	272545	08/18/21 18:00	08/19/21 14:00	SZL
Method: SM2540C Prep Method: METHOD										
Total Dissolved Solids	**2,200**		mg/L	20		2	272533	08/19/21	08/20/21	WWC

Results for any subcontracted analyses are not included in this section.

ENTHALPY ANALYTICAL

Analysis Results for 449408

Sample ID: MCWP-MW10	Lab ID: 449408-002	Collected: 08/18/21 13:45
	Matrix: Water	

449408-002 Analyte	Result	Qual	Units	RL	MDL	DF	Batch	Prepared	Analyzed	Chemist
Method: EPA 300.0 Prep Method: METHOD										
Nitrogen, Nitrite	ND		mg/L	0.50	0.06	5	272550	08/19/21 09:22	08/20/21 06:56	JCP
Nitrogen, Nitrate	ND		mg/L	0.10	0.05	1	272550	08/19/21 09:22	08/19/21 17:02	JCP
Nitrogen, Nitrate/Nitrite	ND		mg/L	0.10		5	272550	08/19/21 09:22	08/20/21 06:56	JCP
Method: ORGANIC NITROGEN										
Organic Nitrogen as N	**0.24**		mg/L			1	272918	08/26/21	08/26/21	SLL
Method: SM 4500-NH3-G										
Ammonia-N	ND		mg/L	0.10	0.010	1	272710	08/24/21	08/24/21	ATP
Nitrogen, Total Kjeldahl	**0.24**	B,J	mg/L	0.40	0.030	1	272922	08/26/21	08/26/21	ATP
Method: SM 4500-P-B5-E										
Phosphorus	**0.11**		mg/L	0.020	0.010	1	273009	08/27/21	08/27/21	ATP
Method: SM 9223Bb										
Fecal Coliform	<1.0		MPN/100ml	1.0		1	272545	08/18/21 18:00	08/19/21 14:00	SZL
Coliform, Total	**2.0**		MPN/100ml	1.0		1	272545	08/18/21 18:00	08/19/21 14:00	SZL
Method: SM2540C Prep Method: METHOD										
Total Dissolved Solids	**5,500**		mg/L	20		2	272533	08/19/21	08/20/21	WWC

< Value is less than indicated concentration
B Contamination found in associated Method Blank
J Estimated value
ND Not Detected

Results for any subcontracted analyses are not included in this section.

ENTHALPY ANALYTICAL

Batch QC

Type: Blank	Lab ID: QC939701	Batch: 272533
Matrix: Water	Method: SM2540C	Prep Method: METHOD

QC939701 Analyte	Result	Qual	Units	RL	MDL	Prepared	Analyzed
Total Dissolved Solids	ND		mg/L	10		08/19/21	08/20/21

Type: Lab Control Sample	Lab ID: QC939702	Batch: 272533
Matrix: Water	Method: SM2540C	Prep Method: METHOD

QC939702 Analyte	Result	Spiked	Units	Recovery	Qual	Limits
Total Dissolved Solids	106.0	100.0	mg/L	106%		90-110

Type: Sample Duplicate	Lab ID: QC939703	Batch: 272533
Matrix (Source ID): Water (449408-002)	Method: SM2540C	Prep Method: METHOD

QC939703 Analyte	Result	Source Sample Result	Units	Qual	RPD	RPD Lim	DF
Total Dissolved Solids	5,538	5476	mg/L		1	5	2

Type: Blank	Lab ID: QC939747	Batch: 272550
Matrix: Water	Method: EPA 300.0	Prep Method: METHOD

QC939747 Analyte	Result	Qual	Units	RL	MDL	Prepared	Analyzed
Nitrogen, Nitrite	ND		mg/L	0.10	0.01	08/19/21 09:22	08/19/21 09:44
Nitrogen, Nitrate	ND		mg/L	0.10	0.05	08/19/21 09:22	08/19/21 09:44
Nitrogen, Nitrate/Nitrite	ND		mg/L	0.10		08/19/21 09:22	08/19/21 09:44

Type: Lab Control Sample	Lab ID: QC939748	Batch: 272550
Matrix: Water	Method: EPA 300.0	Prep Method: METHOD

QC939748 Analyte	Result	Spiked	Units	Recovery	Qual	Limits
Nitrogen, Nitrite	8.808	9.134	mg/L	96%		90-110
Nitrogen, Nitrate	8.648	9.036	mg/L	96%		90-110

Type: Matrix Spike	Lab ID: QC939749	Batch: 272550
Matrix (Source ID): Water (449396-001)	Method: EPA 300.0	Prep Method: METHOD

QC939749 Analyte	Result	Source Sample Result	Spiked	Units	Recovery	Qual	Limits	DF
Nitrogen, Nitrite	7.582	ND	9.134	mg/L	83%		80-120	10
Nitrogen, Nitrate	8.807	ND	9.036	mg/L	97%		80-120	10

ENTHALPY ANALYTICAL

Batch QC

Type:	**Matrix Spike Duplicate**	**Lab ID:**	**QC939750**	**Batch:**	**272550**
Matrix (Source ID):	**Water (449396-001)**	**Method:**	**EPA 300.0**	**Prep Method:**	**METHOD**

QC939750 Analyte	Result	Source Sample Result	Spiked	Units	Recovery	Qual	Limits	RPD	RPD Lim	DF
Nitrogen, Nitrite	7.738	ND	9.134	mg/L	85%		80-120	2	20	10
Nitrogen, Nitrate	8.613	ND	9.036	mg/L	95%		80-120	2	20	10

Type:	**Matrix Spike**	**Lab ID:**	**QC939751**	**Batch:**	**272550**
Matrix (Source ID):	**Water (449420-001)**	**Method:**	**EPA 300.0**	**Prep Method:**	**METHOD**

QC939751 Analyte	Result	Source Sample Result	Spiked	Units	Recovery	Qual	Limits	DF
Nitrogen, Nitrite	8.229	ND	9.134	mg/L	90%		80-120	1
Nitrogen, Nitrate	11.95	2.738	9.036	mg/L	102%		80-120	1

Type:	**Matrix Spike Duplicate**	**Lab ID:**	**QC939752**	**Batch:**	**272550**
Matrix (Source ID):	**Water (449420-001)**	**Method:**	**EPA 300.0**	**Prep Method:**	**METHOD**

QC939752 Analyte	Result	Source Sample Result	Spiked	Units	Recovery	Qual	Limits	RPD	RPD Lim	DF
Nitrogen, Nitrite	8.441	ND	9.134	mg/L	92%		80-120	3	20	1
Nitrogen, Nitrate	11.94	2.738	9.036	mg/L	102%		80-120	0	20	1

Type:	**Blank**	**Lab ID:**	**QC940266**	**Batch:**	**272710**
Matrix:	**Water**	**Method:**	**SM 4500-NH3-G**		

QC940266 Analyte	Result	Qual	Units	RL	MDL	Prepared	Analyzed
Ammonia-N	ND		mg/L	0.10	0.010	08/24/21	08/24/21

Type:	**Lab Control Sample**	**Lab ID:**	**QC940267**	**Batch:**	**272710**
Matrix:	**Water**	**Method:**	**SM 4500-NH3-G**		

QC940267 Analyte	Result	Spiked	Units	Recovery	Qual	Limits
Ammonia-N	2.396	2.500	mg/L	96%		80-120

ENTHALPY ANALYTICAL

Batch QC

Type:	**Matrix Spike**	**Lab ID:**	**QC940268**
Matrix (Source ID):	**Water (449481-001)**	**Method:**	**SM 4500-NH3-G**

Batch: 272710

QC940268 Analyte	Result	Source Sample Result	Spiked	Units	Recovery	Qual	Limits	DF
Ammonia-N	3.528	0.2240	2.500	mg/L	132%	*	80-120	1

Type:	**Matrix Spike Duplicate**	**Lab ID:**	**QC940269**
Matrix (Source ID):	**Water (449481-001)**	**Method:**	**SM 4500-NH3-G**

Batch: 272710

QC940269 Analyte	Result	Source Sample Result	Spiked	Units	Recovery	Qual	Limits	RPD	RPD Lim	DF
Ammonia-N	3.529	0.2240	2.500	mg/L	132%	*	80-120	0	20	1

Type:	**Blank**	**Lab ID:**	**QC940801**
Matrix:	**Water**	**Method:**	**SM 4500-NH3-G**

Batch: 272922

QC940801 Analyte	Result	Qual	Units	RL	MDL	Prepared	Analyzed
Nitrogen, Total Kjeldahl	0.038	J	mg/L	0.20	0.015	08/26/21	08/26/21

Type:	**Lab Control Sample**	**Lab ID:**	**QC940802**
Matrix:	**Water**	**Method:**	**SM 4500-NH3-G**

Batch: 272922

QC940802 Analyte	Result	Spiked	Units	Recovery	Qual	Limits
Nitrogen, Total Kjeldahl	2.468	2.500	mg/L	99%		80-120

Type:	**Matrix Spike**	**Lab ID:**	**QC940803**
Matrix (Source ID):	**Water (449406-001)**	**Method:**	**SM 4500-NH3-G**

Batch: 272922

QC940803 Analyte	Result	Source Sample Result	Spiked	Units	Recovery	Qual	Limits	DF
Nitrogen, Total Kjeldahl	13.87	1.144	12.50	mg/L	102%		80-120	2.5

Type:	**Matrix Spike Duplicate**	**Lab ID:**	**QC940804**
Matrix (Source ID):	**Water (449406-001)**	**Method:**	**SM 4500-NH3-G**

Batch: 272922

QC940804 Analyte	Result	Source Sample Result	Spiked	Units	Recovery	Qual	Limits	RPD	RPD Lim	DF
Nitrogen, Total Kjeldahl	13.83	1.144	12.50	mg/L	101%		80-120	0	20	2.5

ENTHALPY ANALYTICAL

Batch QC

Type: Blank	**Lab ID: QC940997**	**Batch: 273009**
Matrix: Water	**Method: SM 4500-P-B5-E**	

QC940997 Analyte	Result	Qual	Units	RL	MDL	Prepared	Analyzed
Phosphorus	ND		mg/L	0.020	0.010	08/27/21	08/27/21

Type: Lab Control Sample	**Lab ID: QC940998**	**Batch: 273009**
Matrix: Water	**Method: SM 4500-P-B5-E**	

QC940998 Analyte	Result	Spiked	Units	Recovery	Qual	Limits
Phosphorus	0.3930	0.4000	mg/L	98%		80-120

Type: Matrix Spike	**Lab ID: QC940999**	**Batch: 273009**
Matrix (Source ID): Water (449404-001)	**Method: SM 4500-P-B5-E**	

QC940999 Analyte	Result	Source Sample Result	Spiked	Units	Recovery	Qual	Limits	DF
Phosphorus	1.320	0.2510	1.000	mg/L	107%		75-125	2.5

Type: Matrix Spike Duplicate	**Lab ID: QC941000**	**Batch: 273009**
Matrix (Source ID): Water (449404-001)	**Method: SM 4500-P-B5-E**	

QC941000 Analyte	Result	Source Sample Result	Spiked	Units	Recovery	Qual	Limits	RPD	RPD Lim	DF
Phosphorus	1.323	0.2510	1.000	mg/L	107%		75-125	0	20	2.5

* Value is outside QC limits
J Estimated value
ND Not Detected

Enthalpy Analytical
931 West Barkley Ave
Orange, CA 92868
(714) 771-6900

enthalpy.com

Lab Job Number: 449479
Report Level: II
Report Date: 08/31/2021

Analytical Report *prepared for:*

Kiernan Brtalik
Rincon Consultants - Ventura
180 North Ashwood Ave.
Ventura, CA 93003

Project: MALIBU - Malibu - Annual

Authorized for release by:

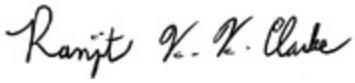

Ranjit K Clarke, Project Manager
(714) 771-9906
Ranjit.Clarke@enthalpy.com

This data package has been reviewed for technical correctness and completeness. Release of this data has been authorized by the Laboratory Manager or the Manager's designee, as verified by the above signature which applies to this PDF file as well as any associated electronic data deliverable files. The results contained in this report meet all requirements of NELAP and pertain only to those samples which were submitted for analysis. This report may be reproduced only in its entirety.

CA ELAP# 1338, NELAP# 4038, SCAQMD LAP# 18LA0518, LACSD ID# 10105, CDC ELITE Member

ENTHALPY ANALYTICAL

Sample Summary

Kiernan Brtalik
Rincon Consultants - Ventura
180 North Ashwood Ave.
Ventura, CA 93003

Lab Job #:	449479
Project No:	MALIBU
Location:	Malibu - Annual
Date Received:	08/19/21

Sample ID	Lab ID	Collected	Matrix
CCPE	449479-001	08/19/21 12:15	Water
SMBRP-11	449479-002	08/19/21 08:30	Water
MCWP-MW05	449479-003	08/19/21 14:50	Water
MCWP-MW06	449479-004	08/19/21 10:30	Water

ENTHALPHY ANALYTICAL, INC.		Chain of Custody Record				Turn Around Time (Rush by advanced notice only)					
931 W. Barkley Ave., Orange, CA 92868		Lab No: 449479				Standard:	X	4 Day:		3 Day:	
Phone: (714) 771-6900 Fax: (714) 538-1209		Page: 1	of	1		2 Day:		1 Day:		Same Day:	
Billing: Enthalpy - SoCal		Matrix: A = Air DW = Drinking Water FL = Food Liquid FS = Food Solid L = Liquid PP = Pure Product S = Solid SeaW = Sea Water SW = Swab W = Water WP = Wipe O = Other				Preservatives: 1 = $Na_2S_2O_3$ 2 = HCl 3 = HNO_3 4 = H_2SO_4 5 = NaOH 6 = Other					
c/o Montrose Environmental Group											
1 Park Plaza, Suite 1000, Irvine, CA 92614											

CUSTOMER INFORMATION		PROJECT INFORMATION	
Company:	Rincon Consultants	Name:	Malibu - Annual
Report To:	Kiernan Brtalik	Number:	
Email:	kbrtalik@rinconconsultants.com	P.O. #:	20-09665
Address:	180 N. Ashwood Ave.	Address:	
	Ventura, CA 93003		
Phone:		Global ID:	
Cell:		Sampled By:	

Sample ID	Sampling Date	Sampling Time	Matrix	Container No. / Size	Pres.	Total /Fecal Coliforms - SM 9223 Quantitray	TKN; NH3; Organic Nitrogen (Calculation)	EPA 300.0 (NO2,NO3)	Total Phosphorus	SM 2540C TDS	EPA 300.0 (NO3)	Test Instructions / Comments
												6.0/1.6
~~SMBRP-13~~						~~X~~	~~X~~	~~X~~	~~X~~	~~X~~		~~MC~~
~~MCWP-MW10~~						~~X~~	~~X~~	~~X~~	~~X~~	~~X~~		~~MC~~
CCPE	8/19/21	1215	W			X	X	X	X	X		
MBCMW-9						X	X	X	X	X		NO SAMPLE - INSUFFICENT WATER
~~SMBRP-7B~~						~~X~~	~~X~~	~~X~~	~~X~~	~~X~~		~~MC~~
~~LAMW-5S~~						~~X~~	~~X~~	~~X~~	~~X~~	~~X~~		~~MC~~
SMBRP-11	8/19/21	0830	W			X	X	X	X	X		
MCWP-MW05	8/19/21	1450	W							X	X	
MCWP-MW06	8/19/21	1030	W							X	X	

	Signature	Print Name	Company / Title	Date / Time
[1] Relinquished By:		Michelle Carter	Rincon Consultants	8/19/21 / 1500
[1] Received By:			EA	8/19/21 1502
[2] Relinquished By:			EA	8/19/21 1743
[2] Received By:		Elizabeth Ramirez	EA	8/19/21 17:43
[3] Relinquished By:				

ENTHALPY ANALYTICAL

SAMPLE ACCEPTANCE CHECKLIST

Section 1

Client: Rincon Consultants, Inc. Ventura Project: Malibu - Annual

Date Received: 8/19/21 Sampler's Name Present: ☐ Yes ☑ No

Section 2

Sample(s) received in a cooler? ☑ Yes, How many? 1 ☐ No (skip section 2) Sample Temp (°C) (No Cooler): _____

Sample Temp (°C), One from each cooler: #1: 6.0 #2: _____ #3: _____ #4: _____

(Acceptance range is < 6°C but not frozen (for Microbiology samples, acceptance range is < 10°C but not frozen). It is acceptable for samples collected the same day as sample receipt to have a higher temperature as long as there is evidence that cooling has begun.)

Shipping Information: _____

Section 3

Was the cooler packed with: ☑ Ice ☐ Ice Packs ☐ Bubble Wrap ☐ Styrofoam ☐ Paper ☐ None ☐ Other _____

Cooler Temp (°C): #1: 1.6 #2: _____ #3: _____ #4: _____

Section 4	YES	NO	N/A
Was a COC received?	✔		
Are sample IDs present?	✔		
Are sampling dates & times present?	✔		
Is a relinquished signature present?	✔		
Are the tests required clearly indicated on the COC?	✔		
Are custody seals present?		✔	
If custody seals are present, were they intact?			✔
Are all samples sealed in plastic bags? (Recommended for Microbiology samples)	✔		
Did all samples arrive intact? If no, indicate in Section 4 below.	✔		
Did all bottle labels agree with COC? (ID, dates and times)	✔		
Were the samples collected in the correct containers for the required tests?	✔		
Are the containers labeled with the correct preservatives?	✔		
Is there headspace in the VOA vials greater than 5-6 mm in diameter?			✔
Was a sufficient amount of sample submitted for the requested tests?	✔		

Section 5 Explanations/Comments

Section 6

For discrepancies, how was the Project Manager notified? ☐ Verbal PM Initials: _____ Date/Time _____

☐ Email (email sent to/on): _____ / _____

Project Manager's response:

Completed By: _____ Date: 8/19/21

ENTHALPY ANALYTICAL

Analysis Results for 449479

Kiernan Brtalik
Rincon Consultants - Ventura
180 North Ashwood Ave.
Ventura, CA 93003

Lab Job #: 449479
Project No: MALIBU
Location: Malibu - Annual
Date Received: 08/19/21

Sample ID: CCPE **Lab ID: 449479-001** **Collected: 08/19/21 12:15**
Matrix: Water

449479-001 Analyte	Result	Qual	Units	RL	MDL	DF	Batch	Prepared	Analyzed	Chemist
Method: EPA 300.0 Prep Method: METHOD										
Nitrogen, Nitrite	ND		mg/L	0.50	0.06	5	272633	08/20/21 09:10	08/20/21 14:42	JCP
Nitrogen, Nitrate	**0.42**		mg/L	0.10	0.05	1	272633	08/20/21 09:10	08/20/21 12:09	JCP
Nitrogen, Nitrate/Nitrite	**0.42**		mg/L	0.10		5	272633	08/20/21 09:10	08/20/21 14:42	JCP
Method: ORGANIC NITROGEN										
Organic Nitrogen as N	**0.12**		mg/L			1	272918	08/26/21	08/26/21	SLL
Method: SM 4500-NH3-G										
Ammonia-N	ND		mg/L	0.10	0.010	1	272710	08/24/21	08/24/21	ATP
Nitrogen, Total Kjeldahl	**0.12**	J	mg/L	0.40	0.030	1	272928	08/26/21	08/26/21	ATP
Method: SM 4500-P-B5-E										
Phosphorus	**0.057**		mg/L	0.020	0.010	1	273010	08/27/21	08/27/21	ATP
Method: SM 9223Bb										
Fecal Coliform	**1.0**		MPN/100ml	1.0		1	272574	08/19/21 17:50	08/20/21 15:30	CCO
Coliform, Total	**50**		MPN/100ml	1.0		1	272574	08/19/21 17:50	08/20/21 15:30	CCO
Method: SM2540C Prep Method: METHOD										
Total Dissolved Solids	**9,700**		mg/L	100		10	272619	08/20/21	08/21/21	WWC

Results for any subcontracted analyses are not included in this section.

ENTHALPY ANALYTICAL

Analysis Results for 449479

Sample ID: SMBRP-11 **Lab ID: 449479-002** **Collected: 08/19/21 08:30**
Matrix: Water

449479-002 Analyte	Result	Qual	Units	RL	MDL	DF	Batch	Prepared	Analyzed	Chemist
Method: EPA 300.0 Prep Method: METHOD										
Nitrogen, Nitrite	ND		mg/L	0.10	0.01	1	272633	08/20/21 09:10	08/20/21 12:31	JCP
Nitrogen, Nitrate	**1.7**		mg/L	0.10	0.05	1	272633	08/20/21 09:10	08/20/21 12:31	JCP
Nitrogen, Nitrate/Nitrite	**1.7**		mg/L	0.10		1	272633	08/20/21 09:10	08/20/21 12:31	JCP
Method: ORGANIC NITROGEN										
Organic Nitrogen as N	**0.40**		mg/L			1	272918	08/26/21	08/26/21	SLL
Method: SM 4500-NH3-G										
Ammonia-N	**0.90**		mg/L	0.10	0.010	1	272710	08/24/21	08/24/21	ATP
Nitrogen, Total Kjeldahl	**1.3**		mg/L	0.40	0.030	1	272928	08/26/21	08/26/21	ATP
Method: SM 4500-P-B5-E										
Phosphorus	**0.047**		mg/L	0.020	0.010	1	273010	08/27/21	08/27/21	ATP
Method: SM 9223Bb										
Fecal Coliform	<1.0		MPN/100ml	1.0		1	272574	08/19/21 17:50	08/20/21 15:30	CCO
Coliform, Total	**9.8**		MPN/100ml	1.0		1	272574	08/19/21 17:50	08/20/21 15:30	CCO
Method: SM2540C Prep Method: METHOD										
Total Dissolved Solids	**1,600**		mg/L	20		2	272619	08/20/21	08/21/21	WWC

Sample ID: MCWP-MW05 **Lab ID: 449479-003** **Collected: 08/19/21 14:50**
Matrix: Water

449479-003 Analyte	Result	Qual	Units	RL	MDL	DF	Batch	Prepared	Analyzed	Chemist
Method: EPA 300.0 Prep Method: METHOD										
Nitrogen, Nitrate	**1.8**		mg/L	0.10	0.05	1	272633	08/20/21 09:10	08/20/21 12:53	JCP
Method: SM2540C Prep Method: METHOD										
Total Dissolved Solids	**1,400**		mg/L	20		2	272619	08/20/21	08/21/21	WWC

Sample ID: MCWP-MW06 **Lab ID: 449479-004** **Collected: 08/19/21 10:30**
Matrix: Water

449479-004 Analyte	Result	Qual	Units	RL	MDL	DF	Batch	Prepared	Analyzed	Chemist
Method: EPA 300.0 Prep Method: METHOD										
Nitrogen, Nitrate	ND		mg/L	0.10	0.05	1	272633	08/20/21 09:10	08/20/21 13:59	JCP
Method: SM2540C Prep Method: METHOD										
Total Dissolved Solids	**1,500**		mg/L	20		2	272619	08/20/21	08/21/21	WWC

Results for any subcontracted analyses are not included in this section.

Analysis Results for 449479

<	Value is less than indicated concentration
J	Estimated value
ND	Not Detected

Results for any subcontracted analyses are not included in this section.

ENTHALPY ANALYTICAL

Batch QC

Type: Blank	Lab ID: QC939937	Batch: 272619
Matrix: Water	Method: SM2540C	Prep Method: METHOD

QC939937 Analyte	Result	Qual	Units	RL	MDL	Prepared	Analyzed
Total Dissolved Solids	ND		mg/L	10		08/20/21	08/21/21

Type: Lab Control Sample	Lab ID: QC939938	Batch: 272619
Matrix: Water	Method: SM2540C	Prep Method: METHOD

QC939938 Analyte	Result	Spiked	Units	Recovery	Qual	Limits
Total Dissolved Solids	94.00	100.0	mg/L	94%		90-110

Type: Sample Duplicate	Lab ID: QC939939	Batch: 272619
Matrix (Source ID): Water (449486-001)	Method: SM2540C	Prep Method: METHOD

QC939939 Analyte	Result	Source Sample Result	Units	Qual	RPD	RPD Lim	DF
Total Dissolved Solids	158.0	152.0	mg/L		4	5	2

Type: Blank	Lab ID: QC940019	Batch: 272633
Matrix: Water	Method: EPA 300.0	Prep Method: METHOD

QC940019 Analyte	Result	Qual	Units	RL	MDL	Prepared	Analyzed
Nitrogen, Nitrite	ND		mg/L	0.10	0.01	08/20/21 09:10	08/20/21 13:37
Nitrogen, Nitrate	ND		mg/L	0.10	0.05	08/20/21 09:10	08/20/21 13:37
Nitrogen, Nitrate/Nitrite	ND		mg/L	0.10		08/20/21 09:10	08/20/21 13:37

Type: Lab Control Sample	Lab ID: QC940020	Batch: 272633
Matrix: Water	Method: EPA 300.0	Prep Method: METHOD

QC940020 Analyte	Result	Spiked	Units	Recovery	Qual	Limits
Nitrogen, Nitrite	9.605	9.134	mg/L	105%		90-110
Nitrogen, Nitrate	8.230	9.036	mg/L	91%		90-110

Type: Matrix Spike	Lab ID: QC940021	Batch: 272633
Matrix (Source ID): Water (449487-001)	Method: EPA 300.0	Prep Method: METHOD

QC940021 Analyte	Result	Source Sample Result	Spiked	Units	Recovery	Qual	Limits	DF
Nitrogen, Nitrite	9.957	ND	9.134	mg/L	109%		80-120	1
Nitrogen, Nitrate	8.858	0.1041	9.036	mg/L	97%		80-120	1

ENTHALPY ANALYTICAL

Batch QC

Type: Matrix Spike Duplicate **Lab ID:** QC940022 **Batch:** 272633
Matrix (Source ID): Water (449487-001) **Method:** EPA 300.0 **Prep Method:** METHOD

QC940022 Analyte	Result	Source Sample Result	Spiked	Units	Recovery	Qual	Limits	RPD	RPD Lim	DF
Nitrogen, Nitrite	10.53	ND	9.134	mg/L	115%		80-120	6	20	1
Nitrogen, Nitrate	8.952	0.1041	9.036	mg/L	98%		80-120	1	20	1

Type: Blank **Lab ID:** QC940266 **Batch:** 272710
Matrix: Water **Method:** SM 4500-NH3-G

QC940266 Analyte	Result	Qual	Units	RL	MDL	Prepared	Analyzed
Ammonia-N	ND		mg/L	0.10	0.010	08/24/21	08/24/21

Type: Lab Control Sample **Lab ID:** QC940267 **Batch:** 272710
Matrix: Water **Method:** SM 4500-NH3-G

QC940267 Analyte	Result	Spiked	Units	Recovery	Qual	Limits
Ammonia-N	2.396	2.500	mg/L	96%		80-120

Type: Matrix Spike **Lab ID:** QC940268 **Batch:** 272710
Matrix (Source ID): Water (449481-001) **Method:** SM 4500-NH3-G

QC940268 Analyte	Result	Source Sample Result	Spiked	Units	Recovery	Qual	Limits	DF
Ammonia-N	3.528	0.2240	2.500	mg/L	132%	*	80-120	1

Type: Matrix Spike Duplicate **Lab ID:** QC940269 **Batch:** 272710
Matrix (Source ID): Water (449481-001) **Method:** SM 4500-NH3-G

QC940269 Analyte	Result	Source Sample Result	Spiked	Units	Recovery	Qual	Limits	RPD	RPD Lim	DF
Ammonia-N	3.529	0.2240	2.500	mg/L	132%	*	80-120	0	20	1

Type: Blank **Lab ID:** QC940819 **Batch:** 272928
Matrix: Water **Method:** SM 4500-NH3-G

QC940819 Analyte	Result	Qual	Units	RL	MDL	Prepared	Analyzed
Nitrogen, Total Kjeldahl	ND		mg/L	0.20	0.015	08/26/21	08/26/21

ENTHALPY ANALYTICAL

Batch QC

Type: Lab Control Sample **Lab ID:** QC940820 **Batch:** 272928
Matrix: Water **Method:** SM 4500-NH3-G

QC940820 Analyte	Result	Spiked	Units	Recovery	Qual	Limits
Nitrogen, Total Kjeldahl	2.501	2.500	mg/L	100%		80-120

Type: Matrix Spike **Lab ID:** QC940821 **Batch:** 272928
Matrix (Source ID): Water (449679-001) **Method:** SM 4500-NH3-G

QC940821 Analyte	Result	Source Sample Result	Spiked	Units	Recovery	Qual	Limits	DF
Nitrogen, Total Kjeldahl	13.43	0.1464	12.50	mg/L	106%		80-120	2.5

Type: Matrix Spike Duplicate **Lab ID:** QC940822 **Batch:** 272928
Matrix (Source ID): Water (449679-001) **Method:** SM 4500-NH3-G

QC940822 Analyte	Result	Source Sample Result	Spiked	Units	Recovery	Qual	Limits	RPD	RPD Lim	DF
Nitrogen, Total Kjeldahl	13.22	0.1464	12.50	mg/L	105%		80-120	2	20	2.5

Type: Blank **Lab ID:** QC941001 **Batch:** 273010
Matrix: Water **Method:** SM 4500-P-B5-E

QC941001 Analyte	Result	Qual	Units	RL	MDL	Prepared	Analyzed
Phosphorus	ND		mg/L	0.020	0.010	08/27/21	08/27/21

Type: Lab Control Sample **Lab ID:** QC941002 **Batch:** 273010
Matrix: Water **Method:** SM 4500-P-B5-E

QC941002 Analyte	Result	Spiked	Units	Recovery	Qual	Limits
Phosphorus	0.3950	0.4000	mg/L	99%		80-120

Type: Matrix Spike **Lab ID:** QC941003 **Batch:** 273010
Matrix (Source ID): Water (449479-001) **Method:** SM 4500-P-B5-E

QC941003 Analyte	Result	Source Sample Result	Spiked	Units	Recovery	Qual	Limits	DF
Phosphorus	1.078	0.05700	1.000	mg/L	102%		75-125	2.5

ENTHALPY ANALYTICAL

Batch QC

Type:	**Matrix Spike Duplicate**	**Lab ID:**	**QC941004**	**Batch:**	**273010**
Matrix (Source ID):	**Water (449479-001)**	**Method:**	**SM 4500-P-B5-E**		

QC941004 Analyte	Result	Source Sample Result	Spiked	Units	Recovery	Qual	Limits	RPD	RPD Lim	DF
Phosphorus	1.080	0.05700	1.000	mg/L	102%		75-125	0	20	2.5

* Value is outside QC limits

ND Not Detected

Enthalpy Analytical
931 West Barkley Ave
Orange, CA 92868
(714) 771-6900

enthalpy.com

Lab Job Number: 453358
Report Level: II
Report Date: 11/18/2021

Analytical Report *prepared for:*

Kiernan Brtalik
Rincon Consultants - Ventura
180 North Ashwood Ave.
Ventura, CA 93003

Project: MALIBU - Malibu - Quarterly

Authorized for release by:

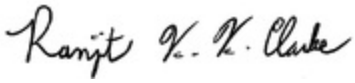

Ranjit K Clarke, Project Manager
(714) 771-9906
Ranjit.Clarke@enthalpy.com

This data package has been reviewed for technical correctness and completeness. Release of this data has been authorized by the Laboratory Manager or the Manager's designee, as verified by the above signature which applies to this PDF file as well as any associated electronic data deliverable files. The results contained in this report meet all requirements of NELAP and pertain only to those samples which were submitted for analysis. This report may be reproduced only in its entirety.

CA ELAP# 1338, NELAP# 4038, SCAQMD LAP# 18LA0518, LACSD ID# 10105, CDC ELITE Member

ENTHALPY ANALYTICAL

Sample Summary

Kiernan Brtalik
Rincon Consultants - Ventura
180 North Ashwood Ave.
Ventura, CA 93003

Lab Job #:	453358
Project No:	MALIBU
Location:	Malibu - Quarterly
Date Received:	11/09/21

Sample ID	Lab ID	Collected	Matrix
MCWP-MW07S	453358-001	11/09/21 11:15	Water

ENTHALPY ANALYTICAL, INC.		Chain of Custody Record				Turn Around Time (Rush by advanced notice only)					
931 W. Barkley Ave., Orange, CA 92868		Lab No: 453358				Standard:	X	4 Day:		3 Day:	
Phone: (714) 771-6900 Fax: (714) 538-1209		Page: 1	of	1		2 Day:		1 Day:		Same Day:	
Billing: Enthalpy - SoCal		Matrix: A = Air DW = Drinking Water				Preservatives: 1 = $Na_2S_2O_3$ 2 = HCl 3 = HNO_3					
c/o Montrose Environmental Group		FL = Food Liquid FS = Food Solid L = Liquid				4 = H_2SO_4 5 = NaOH 6 = Other					
1 Park Plaza, Suite 1000, Irvine, CA 92614		PP = Pure Product S = Solid SeaW = Sea Water									
		SW = Swab W = Water WP = Wipe O = Other									

CUSTOMER INFORMATION		PROJECT INFORMATION	
Company:	Rincon Consultants	Name:	Malibu - Quarterly
Report To:	Kiernan Brtalik	Number:	
Email:	Kbrtalik@rinconconsultants.com	P.O. #:	20-09665
Address:	180 N. Ashwood Ave.	Address:	
	Ventura, CA 93003		
Phone:		Global ID:	
Cell:		Sampled By:	MC + LL

Sample ID	Sampling Date	Sampling Time	Matrix	Container No. / Size	Pres.	Total /Fecal Coliforms - SM 9223 Quantitray	EPA 200.7 (B)	EPA 300.0: Cl,NO2,NO3,SO4	TKN; NH3; Phosphorus	SM 5310C TOC; BOD; TSS; TDS	pH; Residual Cl; MBAS; Turbidity; Color; Odor	EPA 1664A Oil & Grease	Organic Nitrogen, Total Nitrogen			Test Instructions / Comments
~~SMBRP-9~~						X	X	X	X	X	X	X	X			MC
~~SMBRP-12~~						X	X	X	X	X	X	X	X			MC
~~MCWP-MW04S~~						X	X	X	X	X	X	X	X			MC
~~MCWP-MW04D~~						X	X	X	X	X	X	X	X			MC
MCWP-MW07S	11/9/21	1115	W		✓	X	X	X	X	X	X	X	X			
~~MCWP-MW07D~~						X	X	X	X	X	X	X	X			MC
~~MCWP-MW09~~						X	X	X	X	X	X	X	X			MC

	Signature	Print Name	Company / Title	Date / Time
[1] Relinquished By:		LANDON LUJAN	RINCON	11/9/21 1342
[1] Received By:		NICK G	EA	11/9/21 15:45
[2] Relinquished By:		NICK G	EA	11/9/21 17:00
[2] Received By:		GKim	EA	11/9/21 1700
[3] Relinquished By:				
[3] Received By:				

6/0.9

ENTHALPY ANALYTICAL

SAMPLE ACCEPTANCE CHECKLIST

Section 1

Client: Rincon Consultants

Project: Malibu - Quarterly

Date Received: 11/09/21

Sampler's Name Present: ☑ Yes ☐ No

Section 2

Sample(s) received in a cooler? ☑ Yes, How many? 1 ☐ No (skip section 2)

Sample Temp (°C) (No Cooler): _____

Sample Temp (°C), One from each cooler: #1: 6.0 #2: _____ #3: _____ #4: _____

(Acceptance range is < 6°C but not frozen (for Microbiology samples, acceptance range is < 10°C but not frozen). It is acceptable for samples collected the same day as sample receipt to have a higher temperature as long as there is evidence that cooling has begun.)

Shipping Information: _____

Section 3

Was the cooler packed with: ☑ Ice ☐ Ice Packs ☐ Bubble Wrap ☐ Styrofoam ☐ Paper ☐ None ☐ Other _____

Cooler Temp (°C): #1: 0.9 #2: _____ #3: _____ #4: _____

Section 4	YES	NO	N/A
Was a COC received?	✓		
Are sample IDs present?	✓		
Are sampling dates & times present?	✓		
Is a relinquished signature present?	✓		
Are the tests required clearly indicated on the COC?	✓		
Are custody seals present?		✓	
If custody seals are present, were they intact?			✓
Are all samples sealed in plastic bags? (Recommended for Microbiology samples)	✓		
Did all samples arrive intact? If no, indicate in Section 4 below.	✓		
Did all bottle labels agree with COC? (ID, dates and times)	✓		
Were the samples collected in the correct containers for the required tests?	✓		
Are the containers labeled with the correct preservatives?	✓		
Is there headspace in the VOA vials greater than 5-6 mm in diameter?			✓
Was a sufficient amount of sample submitted for the requested tests?	✓		

Section 5 Explanations/Comments

Section 6

For discrepancies, how was the Project Manager notified? ☐ Verbal PM Initials: _____ Date/Time _____

☐ Email (email sent to/on): _____ / _____

Project Manager's response:

Completed By: _____ Date: 11/9/21

Enthalpy Analytical, a subsidiary of Montrose Environmental Group ,Inc.
931 W. Barkley Ave, Orange, CA 92868 • T: (714) 771-6900 • F: (714) 538-1209
www.enthalpy.com/socal

ENTHALPY ANALYTICAL

Analysis Results for 453358

Kiernan Brtalik
Rincon Consultants - Ventura
180 North Ashwood Ave.
Ventura, CA 93003

Lab Job #: 453358
Project No: MALIBU
Location: Malibu - Quarterly
Date Received: 11/09/21

Sample ID: MCWP-MW07S **Lab ID: 453358-001** **Collected: 11/09/21 11:15**
Matrix: Water

453358-001 Analyte	Result	Qual	Units	RL	MDL	DF	Batch	Prepared	Analyzed	Chemist
Method: EPA 1664A Prep Method: METHOD										
Total Oil and Grease	ND		mg/L	5.6	1.6	1.1	278059	11/15/21	11/15/21	ECC
Method: EPA 200.7 Prep Method: EPA 200.7										
Boron	**0.40**		mg/L	0.050	0.0080	1	277686	11/10/21	11/11/21	KLN
Method: EPA 300.0 Prep Method: METHOD										
Chloride	**190**		mg/L	25	2.5	5	277966	11/12/21 15:00	11/13/21 06:23	CSC
Nitrogen, Nitrite	ND		mg/L	0.10	0.01	1	277652	11/09/21 16:00	11/09/21 19:40	JCP
Nitrogen, Nitrate	**4.6**		mg/L	0.10	0.05	1	277652	11/09/21 16:00	11/09/21 19:40	JCP
Sulfate	**220**		mg/L	5.0	1.3	5	277966	11/12/21 15:00	11/13/21 06:23	CSC
Nitrogen, Nitrate/Nitrite	**4.6**		mg/L	0.10		1	277652	11/09/21 16:00	11/09/21 19:40	JCP
Method: ORGANIC NITROGEN										
Organic Nitrogen as N	**0.25**		mg/L			1	278371	11/18/21	11/18/21	SLL
Method: SM 2150B										
Odor	ND		TON	1.0		1	277841	11/10/21 09:00	11/10/21 09:00	WWC
Method: SM 4500-CL-G										
Chlorine, Total Residual	ND	H	mg/L	0.10	0.042	1	277834	11/10/21 17:04	11/10/21 17:04	WWC
Method: SM 4500-H+ B										
pH	**7.44**	H	SU			1	277997	11/13/21 09:30	11/13/21 09:30	WWC
Temperature	**23.00**	H	deg C	1.00		1	277997	11/13/21 09:30	11/13/21 09:30	WWC
Method: SM 4500-NH3-G										
Ammonia-N	**0.16**		mg/L	0.10	0.010	1	278142	11/16/21	11/16/21	ATP
Nitrogen, Total Kjeldahl	**0.41**		mg/L	0.40	0.030	1	278199	11/17/21	11/17/21	ATP
Method: SM 4500-P-B5-E										
Phosphorus	**0.18**		mg/L	0.020	0.010	1	278345	11/18/21	11/18/21	ATP
Method: SM 5310B										

Results for any subcontracted analyses are not included in this section.

ENTHALPY ANALYTICAL

Analysis Results for 453358

453358-001 Analyte	Result	Qual	Units	RL	MDL	DF	Batch	Prepared	Analyzed	Chemist
Total Organic Carbon	ND		mg/L	1.0	0.18	1	277956	11/12/21	11/12/21	ATP
Method: SM 9223Bb										
Coliform, Total	**2,000**		MPN/100ml	1.0		1	277663	11/09/21 18:05	11/10/21 16:00	CCO
Fecal Coliform	**3.1**		MPN/100ml	1.0		1	277663	11/09/21 18:05	11/10/21 16:00	CCO
Method: SM2120B										
Color	ND		ColorUnits	5		1	277840	11/10/21 09:00	11/10/21 09:00	WWC
Method: SM2130B										
Turbidity	**2.1**		NTU	0.10	0.07	1	277836	11/10/21 09:00	11/10/21 09:00	WWC
Method: SM2540C Prep Method: METHOD										
Total Dissolved Solids	**1,100**		mg/L	20		2	277859	11/11/21	11/12/21	WWC
Method: SM2540D Prep Method: METHOD										
Total Suspended Solids	**7.2**		mg/L	0.6		1.1	277781	11/10/21	11/10/21	ATP
Method: SM5210B Prep Method: METHOD										
Biochemical Oxygen Demand	ND		mg/L	3.0		1	277730	11/10/21 08:49	11/15/21 09:45	MMP
Method: SM5540C										
Surfactants (MBAS)	**0.077**		mg/L	0.040	0.027	1	277826	11/10/21 14:00	11/10/21 23:33	WWC
Method: TOTAL NITROGEN										
Total Nitrogen	**5.0**		mg/L			1	278349	11/18/21	11/18/21	SLL

H Holding time was exceeded
ND Not Detected

Results for any subcontracted analyses are not included in this section.

ENTHALPY ANALYTICAL

Batch QC

Type: Blank	**Lab ID:** QC954485	**Batch:** 277652
Matrix: Drinking Water	**Method:** EPA 300.0	**Prep Method:** METHOD

QC954485 Analyte	Result	Qual	Units	RL	MDL	Prepared	Analyzed
Nitrogen, Nitrite	ND		mg/L	0.10	0.01	11/09/21 16:00	11/09/21 17:32
Nitrogen, Nitrate	ND		mg/L	0.10	0.05	11/09/21 16:00	11/09/21 17:32
Nitrogen, Nitrate/Nitrite	ND		mg/L	0.10		11/09/21 16:00	11/09/21 17:32

Type: Lab Control Sample	**Lab ID:** QC954486	**Batch:** 277652
Matrix: Drinking Water	**Method:** EPA 300.0	**Prep Method:** METHOD

QC954486 Analyte	Result	Spiked	Units	Recovery	Qual	Limits
Nitrogen, Nitrite	8.913	9.134	mg/L	98%		90-110
Nitrogen, Nitrate	9.123	9.036	mg/L	101%		90-110

Type: Matrix Spike	**Lab ID:** QC954487	**Batch:** 277652
Matrix (Source ID): Drinking Water (453379-002)	**Method:** EPA 300.0	**Prep Method:** METHOD

QC954487 Analyte	Result	Source Sample Result	Spiked	Units	Recovery	Qual	Limits	DF
Nitrogen, Nitrite	9.604	ND	9.134	mg/L	105%		80-120	1
Nitrogen, Nitrate	9.601	ND	9.036	mg/L	106%		80-120	1

Type: Matrix Spike Duplicate	**Lab ID:** QC954488	**Batch:** 277652
Matrix (Source ID): Drinking Water (453379-002)	**Method:** EPA 300.0	**Prep Method:** METHOD

QC954488 Analyte	Result	Source Sample Result	Spiked	Units	Recovery	Qual	Limits	RPD	RPD Lim	DF
Nitrogen, Nitrite	9.756	ND	9.134	mg/L	107%		80-120	2	20	1
Nitrogen, Nitrate	9.594	ND	9.036	mg/L	106%		80-120	0	20	1

Type: Matrix Spike	**Lab ID:** QC954492	**Batch:** 277652
Matrix (Source ID): Drinking Water (453402-009)	**Method:** EPA 300.0	**Prep Method:** METHOD

QC954492 Analyte	Result	Source Sample Result	Spiked	Units	Recovery	Qual	Limits	DF
Nitrogen, Nitrite	10.20	ND	9.134	mg/L	112%		80-120	1
Nitrogen, Nitrate	15.74	6.598	9.036	mg/L	101%		80-120	1

ENTHALPY ANALYTICAL

Batch QC

Type:	**Matrix Spike Duplicate**	**Lab ID:**	**QC954493**	**Batch:**	**277652**
Matrix (Source ID):	**Drinking Water (453402-009)**	**Method:**	**EPA 300.0**	**Prep Method:**	**METHOD**

QC954493 Analyte	Result	Source Sample Result	Spiked	Units	Recovery	Qual	Limits	RPD	RPD Lim	DF
Nitrogen, Nitrite	10.30	ND	9.134	mg/L	113%		80-120	1	20	1
Nitrogen, Nitrate	15.74	6.598	9.036	mg/L	101%		80-120	0	20	1

Type:	**Blank**	**Lab ID:**	**QC954589**	**Batch:**	**277686**
Matrix:	**Sea Water**	**Method:**	**EPA 200.7**	**Prep Method:**	**EPA 200.7**

QC954589 Analyte	Result	Qual	Units	RL	MDL	Prepared	Analyzed
Boron	ND		mg/L	0.050	0.0080	11/10/21	11/11/21

Type:	**Lab Control Sample**	**Lab ID:**	**QC954590**	**Batch:**	**277686**
Matrix:	**Sea Water**	**Method:**	**EPA 200.7**	**Prep Method:**	**EPA 200.7**

QC954590 Analyte	Result	Spiked	Units	Recovery	Qual	Limits
Boron	0.5350	0.5000	mg/L	107%		85-115

Type:	**Matrix Spike**	**Lab ID:**	**QC954591**	**Batch:**	**277686**
Matrix (Source ID):	**Water (453328-001)**	**Method:**	**EPA 200.7**	**Prep Method:**	**EPA 200.7**

QC954591 Analyte	Result	Source Sample Result	Spiked	Units	Recovery	Qual	Limits	DF
Boron	1.473	0.9581	0.5000	mg/L	103%		75-125	1

Type:	**Matrix Spike Duplicate**	**Lab ID:**	**QC954592**	**Batch:**	**277686**
Matrix (Source ID):	**Water (453328-001)**	**Method:**	**EPA 200.7**	**Prep Method:**	**EPA 200.7**

QC954592 Analyte	Result	Source Sample Result	Spiked	Units	Recovery	Qual	Limits	RPD	RPD Lim	DF
Boron	1.508	0.9581	0.5000	mg/L	110%		75-125	2	20	1

Type:	**Matrix Spike**	**Lab ID:**	**QC954593**	**Batch:**	**277686**
Matrix (Source ID):	**Water (453340-001)**	**Method:**	**EPA 200.7**	**Prep Method:**	**EPA 200.7**

QC954593 Analyte	Result	Source Sample Result	Spiked	Units	Recovery	Qual	Limits	DF
Boron	1.838	1.316	0.5000	mg/L	104%		75-125	1

ENTHALPY ANALYTICAL

Batch QC

Type:	**Matrix Spike Duplicate**	**Lab ID:**	**QC954594**	**Batch:**	**277686**
Matrix (Source ID):	**Water (453340-001)**	**Method:**	**EPA 200.7**	**Prep Method:**	**EPA 200.7**

QC954594 Analyte	Result	Source Sample Result	Spiked	Units	Recovery	Qual	Limits	RPD	RPD Lim	DF
Boron	1.897	1.316	0.5000	mg/L	116%		75-125	3	20	1

Type:	**Blank**	**Lab ID:**	**QC954703**	**Batch:**	**277730**
Matrix:	**Sea Water**	**Method:**	**SM5210B**	**Prep Method:**	**METHOD**

QC954703 Analyte	Result	Qual	Units	RL	MDL	Prepared	Analyzed
Biochemical Oxygen Demand	ND		mg/L	3.0		11/10/21 08:49	11/15/21 09:45

Type:	**Lab Control Sample**	**Lab ID:**	**QC954704**	**Batch:**	**277730**
Matrix:	**Sea Water**	**Method:**	**SM5210B**	**Prep Method:**	**METHOD**

QC954704 Analyte	Result	Spiked	Units	Recovery	Qual	Limits
Biochemical Oxygen Demand	212.0	198.0	mg/L	107%		84.6-115.4

Type:	**Blank**	**Lab ID:**	**QC954834**	**Batch:**	**277781**
Matrix:	**Water**	**Method:**	**SM2540D**	**Prep Method:**	**METHOD**

QC954834 Analyte	Result	Qual	Units	RL	MDL	Prepared	Analyzed
Total Suspended Solids	ND		mg/L	0.5		11/10/21	11/10/21

Type:	**Sample Duplicate**	**Lab ID:**	**QC954835**	**Batch:**	**277781**
Matrix (Source ID):	**Water (453263-002)**	**Method:**	**SM2540D**	**Prep Method:**	**METHOD**

QC954835 Analyte	Result	Source Sample Result	Units	Qual	RPD	RPD Lim	DF
Total Suspended Solids	377.5	375.0	mg/L		1	5	25

Type:	**Blank**	**Lab ID:**	**QC954971**	**Batch:**	**277826**
Matrix:	**Drinking Water**	**Method:**	**SM5540C**		

QC954971 Analyte	Result	Qual	Units	RL	MDL	Prepared	Analyzed
Surfactants (MBAS)	ND		mg/L	0.040	0.027	11/10/21 14:00	11/10/21 23:33

ENTHALPY ANALYTICAL

Batch QC

Type: Lab Control Sample **Lab ID:** QC954972 **Batch:** 277826
Matrix: Drinking Water **Method:** SM5540C

QC954972 Analyte	Result	Spiked	Units	Recovery	Qual	Limits
Surfactants (MBAS)	0.9780	1.000	mg/L	98%		90-110

Type: Matrix Spike **Lab ID:** QC954973 **Batch:** 277826
Matrix (Source ID): Water (453335-001) **Method:** SM5540C

QC954973 Analyte	Result	Source Sample Result	Spiked	Units	Recovery	Qual	Limits	DF
Surfactants (MBAS)	1.032	ND	1.000	mg/L	103%		80-120	1

Type: Matrix Spike Duplicate **Lab ID:** QC954974 **Batch:** 277826
Matrix (Source ID): Water (453335-001) **Method:** SM5540C

QC954974 Analyte	Result	Source Sample Result	Spiked	Units	Recovery	Qual	Limits	RPD	RPD Lim	DF
Surfactants (MBAS)	1.038	ND	1.000	mg/L	104%		80-120	1	20	1

Type: Blank **Lab ID:** QC954988 **Batch:** 277834
Matrix: Water **Method:** SM 4500-CL-G

QC954988 Analyte	Result	Qual	Units	RL	MDL	Prepared	Analyzed
Chlorine, Total Residual	ND		mg/L	0.10	0.042	11/10/21 17:04	11/10/21 17:04

Type: Lab Control Sample **Lab ID:** QC954989 **Batch:** 277834
Matrix: Water **Method:** SM 4500-CL-G

QC954989 Analyte	Result	Spiked	Units	Recovery	Qual	Limits
Chlorine, Total Residual	0.9690	1.000	mg/L	97%		80-120

Type: Sample Duplicate **Lab ID:** QC954990 **Batch:** 277834
Matrix (Source ID): Water (453358-001) **Method:** SM 4500-CL-G

QC954990 Analyte	Result	Source Sample Result	Units	Qual	RPD	RPD Lim	DF
Chlorine, Total Residual	ND	ND	mg/L			20	1

ENTHALPY ANALYTICAL

Batch QC

Type: Sample Duplicate		**Lab ID:** QC954992	**Batch:** 277836
Matrix (Source ID): Water (453334-001)		**Method:** SM2130B	

QC954992 Analyte	Result	Source Sample Result	Units	Qual	RPD	RPD Lim	DF
Turbidity	0.1100	0.1090	NTU		1	20	1

Type: Sample Duplicate		**Lab ID:** QC955002	**Batch:** 277840
Matrix (Source ID): Drinking Water (453418-001)		**Method:** SM2120B	

QC955002 Analyte	Result	Source Sample Result	Units	Qual	RPD	RPD Lim	DF
Color	ND	ND	ColorUnits			20	1

Type: Sample Duplicate		**Lab ID:** QC955003	**Batch:** 277841
Matrix (Source ID): Drinking Water (453418-001)		**Method:** SM 2150B	

QC955003 Analyte	Result	Source Sample Result	Units	Qual	RPD	RPD Lim	DF
Odor	ND	ND	TON			20	1

Type: Blank	**Lab ID:** QC955045	**Batch:** 277859
Matrix: Sea Water	**Method:** SM2540C	**Prep Method:** METHOD

QC955045 Analyte	Result	Qual	Units	RL	MDL	Prepared	Analyzed
Total Dissolved Solids	ND		mg/L	10		11/11/21	11/12/21

Type: Lab Control Sample	**Lab ID:** QC955046	**Batch:** 277859
Matrix: Sea Water	**Method:** SM2540C	**Prep Method:** METHOD

QC955046 Analyte	Result	Spiked	Units	Recovery	Qual	Limits
Total Dissolved Solids	100.0	100.0	mg/L	100%		90-110

Type: Sample Duplicate	**Lab ID:** QC955047	**Batch:** 277859
Matrix (Source ID): Sea Water (453517-001)	**Method:** SM2540C	**Prep Method:** METHOD

QC955047 Analyte	Result	Source Sample Result	Units	Qual	RPD	RPD Lim	DF
Total Dissolved Solids	42,740	43470	mg/L		2	5	10

ENTHALPY ANALYTICAL

Batch QC

Type: Blank	Lab ID: QC955300	Batch: 277956
Matrix: Sea Water	Method: SM 5310B	

QC955300 Analyte	Result	Qual	Units	RL	MDL	Prepared	Analyzed
Total Organic Carbon	ND		mg/L	1.0	0.18	11/12/21	11/12/21

Type: Lab Control Sample	Lab ID: QC955301	Batch: 277956
Matrix: Sea Water	Method: SM 5310B	

QC955301 Analyte	Result	Spiked	Units	Recovery	Qual	Limits
Total Organic Carbon	9.621	10.00	mg/L	96%		80-120

Type: Matrix Spike	Lab ID: QC955302	Batch: 277956
Matrix (Source ID): Water (453366-003)	Method: SM 5310B	

QC955302 Analyte	Result	Source Sample Result	Spiked	Units	Recovery	Qual	Limits	DF
Total Organic Carbon	89.10	2.927	80.00	mg/L	108%		80-120	8

Type: Matrix Spike Duplicate	Lab ID: QC955303	Batch: 277956
Matrix (Source ID): Water (453366-003)	Method: SM 5310B	

QC955303 Analyte	Result	Source Sample Result	Spiked	Units	Recovery	Qual	Limits	RPD	RPD Lim	DF
Total Organic Carbon	93.84	2.927	80.00	mg/L	114%		80-120	5	20	8

Type: Blank	Lab ID: QC955329	Batch: 277966
Matrix: Water	Method: EPA 300.0	Prep Method: METHOD

QC955329 Analyte	Result	Qual	Units	RL	MDL	Prepared	Analyzed
Chloride	1.5	J	mg/L	5.0	0.50	11/12/21 15:00	11/13/21 01:50
Sulfate	ND		mg/L	1.0	0.25	11/12/21 15:00	11/13/21 01:50

Type: Lab Control Sample	Lab ID: QC955330	Batch: 277966
Matrix: Water	Method: EPA 300.0	Prep Method: METHOD

QC955330 Analyte	Result	Spiked	Units	Recovery	Qual	Limits
Chloride	102.6	100.0	mg/L	103%		90-110
Sulfate	47.75	50.00	mg/L	96%		90-110

ENTHALPY ANALYTICAL

Batch QC

Type:	**Matrix Spike**	**Lab ID:**	**QC955331**	**Batch:**	**277966**
Matrix (Source ID):	**Drinking Water (453380-001)**	**Method:**	**EPA 300.0**	**Prep Method:**	**METHOD**

QC955331 Analyte	Result	Source Sample Result	Spiked	Units	Recovery	Qual	Limits	DF
Chloride	148.9	77.78	100.0	mg/L	71%	*	80-120	10
Sulfate	43.49	4.861	50.00	mg/L	77%	*	80-120	10

Type:	**Matrix Spike Duplicate**	**Lab ID:**	**QC955332**	**Batch:**	**277966**
Matrix (Source ID):	**Drinking Water (453380-001)**	**Method:**	**EPA 300.0**	**Prep Method:**	**METHOD**

QC955332 Analyte	Result	Source Sample Result	Spiked	Units	Recovery	Qual	Limits	RPD	RPD Lim	DF
Chloride	161.4	77.78	100.0	mg/L	84%		80-120	8	20	10
Sulfate	50.25	4.861	50.00	mg/L	91%		80-120	14	20	10

Type:	**Sample Duplicate**	**Lab ID:**	**QC955419**	**Batch:**	**277997**
Matrix (Source ID):	**Water (453291-018)**	**Method:**	**SM 4500-H+ B**		

QC955419 Analyte	Result	Source Sample Result	Units	Qual	RPD	RPD Lim	DF
pH	7.320	7.330	SU		0	20	1
Temperature	22.00	22.00	deg C		0	20	1

Type:	**Blank**	**Lab ID:**	**QC955612**	**Batch:**	**278059**
Matrix:	**Water**	**Method:**	**EPA 1664A**	**Prep Method:**	**METHOD**

QC955612 Analyte	Result	Qual	Units	RL	MDL	Prepared	Analyzed
Total Oil and Grease	ND		mg/L	5.0	1.4	11/15/21	11/15/21

Type:	**Lab Control Sample**	**Lab ID:**	**QC955613**	**Batch:**	**278059**
Matrix:	**Water**	**Method:**	**EPA 1664A**	**Prep Method:**	**METHOD**

QC955613 Analyte	Result	Spiked	Units	Recovery	Qual	Limits
Total Oil and Grease	34.50	40.00	mg/L	86%		78-114

Type:	**Lab Control Sample Duplicate**	**Lab ID:**	**QC955614**	**Batch:**	**278059**
Matrix:	**Water**	**Method:**	**EPA 1664A**	**Prep Method:**	**METHOD**

QC955614 Analyte	Result	Spiked	Units	Recovery	Qual	Limits	RPD	RPD Lim
Total Oil and Grease	34.80	40.00	mg/L	87%		78-114	1	18

ENTHALPY ANALYTICAL

Batch QC

Type: Blank **Lab ID: QC955842** **Batch: 278142**
Matrix: Water **Method: SM 4500-NH3-G**

QC955842 Analyte	Result	Qual	Units	RL	MDL	Prepared	Analyzed
Ammonia-N	ND		mg/L	0.10	0.010	11/16/21	11/16/21

Type: Lab Control Sample **Lab ID: QC955843** **Batch: 278142**
Matrix: Water **Method: SM 4500-NH3-G**

QC955843 Analyte	Result	Spiked	Units	Recovery	Qual	Limits
Ammonia-N	2.667	2.500	mg/L	107%		80-120

Type: Matrix Spike **Lab ID: QC955844** **Batch: 278142**
Matrix (Source ID): Water (453358-001) **Method: SM 4500-NH3-G**

QC955844 Analyte	Result	Source Sample Result	Spiked	Units	Recovery	Qual	Limits	DF
Ammonia-N	2.863	0.1592	2.500	mg/L	108%		80-120	1

Type: Matrix Spike Duplicate **Lab ID: QC955845** **Batch: 278142**
Matrix (Source ID): Water (453358-001) **Method: SM 4500-NH3-G**

QC955845 Analyte	Result	Source Sample Result	Spiked	Units	Recovery	Qual	Limits	RPD	RPD Lim	DF
Ammonia-N	2.417	0.1592	2.500	mg/L	90%		80-120	17	20	1

Type: Blank **Lab ID: QC956048** **Batch: 278199**
Matrix: Water **Method: SM 4500-NH3-G**

QC956048 Analyte	Result	Qual	Units	RL	MDL	Prepared	Analyzed
Nitrogen, Total Kjeldahl	0.016	J	mg/L	0.20	0.015	11/17/21	11/17/21

Type: Lab Control Sample **Lab ID: QC956049** **Batch: 278199**
Matrix: Water **Method: SM 4500-NH3-G**

QC956049 Analyte	Result	Spiked	Units	Recovery	Qual	Limits
Nitrogen, Total Kjeldahl	2.288	2.500	mg/L	92%		80-120

ENTHALPY ANALYTICAL

Batch QC

Type: Matrix Spike **Lab ID: QC956050** **Batch: 278199**
Matrix (Source ID): Water (453290-007) **Method: SM 4500-NH3-G**

QC956050 Analyte	Result	Source Sample Result	Spiked	Units	Recovery	Qual	Limits	DF
Nitrogen, Total Kjeldahl	16.17	3.392	12.50	mg/L	102%		80-120	2.5

Type: Matrix Spike Duplicate **Lab ID: QC956051** **Batch: 278199**
Matrix (Source ID): Water (453290-007) **Method: SM 4500-NH3-G**

QC956051 Analyte	Result	Source Sample Result	Spiked	Units	Recovery	Qual	Limits	RPD	RPD Lim	DF
Nitrogen, Total Kjeldahl	17.05	3.392	12.50	mg/L	109%		80-120	5	20	2.5

Type: Blank **Lab ID: QC956489** **Batch: 278345**
Matrix: Water **Method: SM 4500-P-B5-E**

QC956489 Analyte	Result	Qual	Units	RL	MDL	Prepared	Analyzed
Phosphorus	ND		mg/L	0.020	0.010	11/18/21	11/18/21

Type: Lab Control Sample **Lab ID: QC956490** **Batch: 278345**
Matrix: Water **Method: SM 4500-P-B5-E**

QC956490 Analyte	Result	Spiked	Units	Recovery	Qual	Limits
Phosphorus	0.4230	0.4000	mg/L	106%		80-120

Type: Matrix Spike **Lab ID: QC956496** **Batch: 278345**
Matrix (Source ID): Water (453278-001) **Method: SM 4500-P-B5-E**

QC956496 Analyte	Result	Source Sample Result	Spiked	Units	Recovery	Qual	Limits	DF
Phosphorus	1.080	0.04500	1.000	mg/L	104%		75-125	2.5

Type: Matrix Spike Duplicate **Lab ID: QC956497** **Batch: 278345**
Matrix (Source ID): Water (453278-001) **Method: SM 4500-P-B5-E**

QC956497 Analyte	Result	Source Sample Result	Spiked	Units	Recovery	Qual	Limits	RPD	RPD Lim	DF
Phosphorus	1.083	0.04500	1.000	mg/L	104%		75-125	0	20	2.5

Batch QC

* Value is outside QC limits
J Estimated value
ND Not Detected

Enthalpy Analytical
931 West Barkley Ave
Orange, CA 92868
(714) 771-6900

enthalpy.com

Lab Job Number:	453445
Report Level:	II
Report Date:	11/19/2021

Analytical Report *prepared for:*

Kiernan Brtalik
Rincon Consultants - Ventura
180 North Ashwood Ave.
Ventura, CA 93003

Project: MALIBU - Malibu Q4

Authorized for release by:

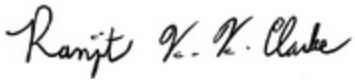

Ranjit K Clarke, Project Manager
(714) 771-9906
Ranjit.Clarke@enthalpy.com

This data package has been reviewed for technical correctness and completeness. Release of this data has been authorized by the Laboratory Manager or the Manager's designee, as verified by the above signature which applies to this PDF file as well as any associated electronic data deliverable files. The results contained in this report meet all requirements of NELAP and pertain only to those samples which were submitted for analysis. This report may be reproduced only in its entirety.

CA ELAP# 1338, NELAP# 4038, SCAQMD LAP# 18LA0518, LACSD ID# 10105, CDC ELITE Member

ENTHALPY ANALYTICAL

Sample Summary

Kiernan Brtalik
Rincon Consultants - Ventura
180 North Ashwood Ave.
Ventura, CA 93003

Lab Job #:	453445
Project No:	MALIBU
Location:	Malibu Q4
Date Received:	11/10/21

Sample ID	Lab ID	Collected	Matrix
MCWP-MW04S	453445-001	11/10/21 12:55	Water
MCWP-MW04D	453445-002	11/10/21 13:15	Water
MCWD-MW07D	453445-003	11/10/21 10:35	Water

ENTHALPHY ANALYTICAL, INC.		Chain of Custody Record				Turn Around Time (Rush by advanced notice only)					
931 W. Barkley Ave., Orange, CA 92868		Lab No: 453445				Standard:	X	4 Day:		3 Day:	
Phone: (714) 771-6900 Fax: (714) 538-1209		Page: 1 of 1				2 Day:		1 Day:		Same Day:	
Billing: Enthalpy - SoCal		Matrix: A = Air DW = Drinking Water FL = Food Liquid FS = Food Solid L = Liquid PP = Pure Product S = Solid SeaW = Sea Water SW = Swab W = Water WP = Wipe O = Other				Preservatives: 1 = $Na_2S_2O_3$ 2 = HCl 3 = HNO_3 4 = H_2SO_4 5 = NaOH 6 = Other					
c/o Montrose Environmental Group											
1 Park Plaza, Suite 1000, Irvine, CA 92614											

CUSTOMER INFORMATION		PROJECT INFORMATION	
Company:	Rincon Consultants	Name:	Malibu - Q4
Report To:	Kiernan Brtalik	Number:	
Email:	kbrtalik@rinconconsultants.com	P.O. #:	20-09665
Address:	180 N. Ashwood Ave.	Address:	
	Ventura, CA 93003		
Phone:		Global ID:	
Cell:		Sampled By:	MC + LL

Sample ID	Sampling Date	Sampling Time	Matrix	Container No. / Size	Pres.	Total /Fecal Coliforms - SM 9223 Quantitray	TKN; NH3; Phosphorus	EPA 300.0:Cl,NO2,NO3,SO4	EPA 200.7(B)	SM 5310C TOC; BOD;TSS;TDS	pH;Residual Cl;MBAS;Turbity;Color;Odor	EPA 1664A Oil & Grease	Organic Nitrogen, Total Nitrogen			Test Instructions / Comments
~~SMBRP-9~~						~~X~~	~~X~~	~~X~~	~~X~~	~~X~~	~~X~~	~~X~~	~~X~~			~~MC~~
~~MCWP-MW09~~						~~X~~	~~X~~	~~X~~	~~X~~	~~X~~	~~X~~	~~X~~	~~X~~			~~MC~~
MCWP-MW04S	11/10/21	1255				X	X	X	X	X	X	X	X			
MCWP-MW04D	11/10/21	1315				X	X	X	X	X	X	X	X			
MCWD-MW07D	11/10/21	1035				X	X	X	X	X	X	X	X			
~~SMBRP-12~~						~~X~~	~~X~~	~~X~~	~~X~~	~~X~~	~~X~~	~~X~~	~~X~~			~~MC~~
						~~X~~	~~X~~	~~X~~	~~X~~	~~X~~	~~X~~	~~X~~	~~X~~			~~MC~~

	Signature	Print Name	Company / Title	Date / Time
[1] Relinquished By:		Michelle Carter	RINCON CONSULTANTS	11/10/21 / 1411
[1] Received By:			EA	11/10/21 1411
[2] Relinquished By:			EA	11/10/21 1719
[2] Received By:		Elizabeth Ramirez	EA	11/10/21 1719.
[3] Relinquished By:				

2.51.28

ENTHALPY ANALYTICAL

SAMPLE ACCEPTANCE CHECKLIST

Section 1

Client: Rincon Consultants, Inc. Project: Malibu - Q4

Date Received: 11/10/21 Sampler's Name Present: ☑ Yes ☐ No

Section 2

Sample(s) received in a cooler? ☑ Yes, How many? 1 ☐ No (skip section 2) Sample Temp (°C) (No Cooler): _____

Sample Temp (°C), One from each cooler: #1: 2.8 #2: _____ #3: _____ #4: _____

(Acceptance range is < 6°C but not frozen (for Microbiology samples, acceptance range is < 10°C but not frozen). It is acceptable for samples collected the same day as sample receipt to have a higher temperature as long as there is evidence that cooling has begun.)

Shipping Information: _____

Section 3

Was the cooler packed with: ☑ Ice ☐ Ice Packs ☐ Bubble Wrap ☐ Styrofoam ☐ Paper ☐ None ☐ Other _____

Cooler Temp (°C): #1: 2.3 #2: _____ #3: _____ #4: _____

Section 4	YES	NO	N/A
Was a COC received?	✔		
Are sample IDs present?	✔		
Are sampling dates & times present?	✔		
Is a relinquished signature present?	✔		
Are the tests required clearly indicated on the COC?	✔		
Are custody seals present?		✔	
If custody seals are present, were they intact?			✔
Are all samples sealed in plastic bags? (Recommended for Microbiology samples)	✔		
Did all samples arrive intact? If no, indicate in Section 4 below.	✔		
Did all bottle labels agree with COC? (ID, dates and times)	✔		
Were the samples collected in the correct containers for the required tests?	✔		
Are the containers labeled with the correct preservatives?	✔		
Is there headspace in the VOA vials greater than 5-6 mm in diameter?			✔
Was a sufficient amount of sample submitted for the requested tests?	✔		

Section 5 Explanations/Comments

Section 6

For discrepancies, how was the Project Manager notified? ☐ Verbal PM Initials: _____ Date/Time _____

☐ Email (email sent to/on): _____ / _____

Project Manager's response:

Completed By: _____ Date: 11/10/21

ENTHALPY ANALYTICAL

Analysis Results for 453445

Kiernan Brtalik
Rincon Consultants - Ventura
180 North Ashwood Ave.
Ventura, CA 93003

Lab Job #: 453445
Project No: MALIBU
Location: Malibu Q4
Date Received: 11/10/21

Sample ID: MCWP-MW04S **Lab ID: 453445-001** **Collected: 11/10/21 12:55**
Matrix: Water

453445-001 Analyte	Result	Qual	Units	RL	MDL	DF	Batch	Prepared	Analyzed	Chemist
Method: EPA 1664A Prep Method: METHOD										
Total Oil and Grease	ND		mg/L	5.6	1.6	1.1	278252	11/16/21	11/17/21	ECC
Method: EPA 200.7 Prep Method: EPA 200.7										
Boron	**2.3**		mg/L	0.050	0.0080	1	277763	11/10/21	11/11/21	KLN
Method: EPA 300.0 Prep Method: METHOD										
Chloride	**590**		mg/L	250	25	50	277685	11/10/21 18:00	11/10/21 23:23	JCP
Nitrogen, Nitrite	ND		mg/L	0.10	0.01	1	277685	11/10/21 18:00	11/10/21 22:21	JCP
Nitrogen, Nitrate	**0.90**		mg/L	0.10	0.05	1	277685	11/10/21 18:00	11/10/21 22:21	JCP
Sulfate	**3,100**		mg/L	50	13	50	277685	11/10/21 18:00	11/10/21 23:23	JCP
Method: EPA 351.2 Prep Method: METHOD										
Nitrogen, Total Kjeldahl	**0.84**		mg/L	0.40	0.030	1	278201	11/17/21	11/17/21	ATP
Method: ORGANIC NITROGEN										
Organic Nitrogen as N	**0.71**		mg/L			1	278371	11/18/21	11/18/21	SLL
Method: SM 2150B										
Odor	ND		TON	1.0		1	277843	11/11/21 09:00	11/11/21 09:00	WWC
Method: SM 4500-CL-G										
Chlorine, Total Residual	ND	H	mg/L	0.10	0.042	1	277883	11/11/21 17:53	11/11/21 17:53	WWC
Method: SM 4500-H+ B										
pH	**7.39**	H	SU			1	277850	11/12/21 11:05	11/12/21 11:05	WWC
Temperature	**23.50**	H	deg C	1.00		1	277850	11/12/21 11:05	11/12/21 11:05	WWC
Method: SM 4500-NH3-G										
Ammonia-N	**0.13**		mg/L	0.10	0.010	1	278142	11/16/21	11/16/21	ATP
Method: SM 4500-P-B5-E										
Phosphorus	**0.56**		mg/L	0.020	0.010	1	278345	11/18/21	11/18/21	ATP
Method: SM 5310B										

Results for any subcontracted analyses are not included in this section.

ENTHALPY ANALYTICAL

Analysis Results for 453445

453445-001 Analyte	Result	Qual	Units	RL	MDL	DF	Batch	Prepared	Analyzed	Chemist
Total Organic Carbon	**12**		mg/L	1.0	0.18	1	277956	11/12/21	11/12/21	ATP
Method: SM 9223Bb										
Fecal Coliform	**2.0**		MPN/100ml	1.0		1	277818	11/10/21 18:00	11/11/21 16:09	SZL
Coliform, Total	**>2,400**		MPN/100ml	1.0		1	277818	11/10/21 18:00	11/11/21 16:09	SZL
Method: SM2120B										
Color	ND		ColorUnits	5		1	277842	11/11/21 09:00	11/11/21 09:00	WWC
Method: SM2130B										
Turbidity	**3.6**		NTU	0.10	0.07	1	277877	11/11/21 16:54	11/11/21 16:54	LVL
Method: SM2540C Prep Method: METHOD										
Total Dissolved Solids	**5,200**		mg/L	20		2	278006	11/13/21	11/14/21	WWC
Method: SM2540D Prep Method: METHOD										
Total Suspended Solids	**3.2**		mg/L	0.6		1.1	278050	11/12/21	11/12/21	ATP
Method: SM5210B Prep Method: METHOD										
Biochemical Oxygen Demand	ND		mg/L	3.0		1	277788	11/10/21 19:15	11/15/21 11:40	ECC
Method: SM5540C										
Surfactants (MBAS)	**0.072**		mg/L	0.040	0.027	1	277826	11/10/21 14:00	11/10/21 23:33	WWC
Method: TOTAL NITROGEN										
Total Nitrogen	**1.7**		mg/L			1	278349	11/18/21	11/18/21	SLL

Results for any subcontracted analyses are not included in this section.

ENTHALPY ANALYTICAL

Analysis Results for 453445

Sample ID: MCWP-MW04D	Lab ID: 453445-002	Collected: 11/10/21 13:15
	Matrix: Water	

453445-002 Analyte	Result	Qual	Units	RL	MDL	DF	Batch	Prepared	Analyzed	Chemist
Method: EPA 1664A Prep Method: METHOD										
Total Oil and Grease	ND		mg/L	5.6	1.6	1.1	278252	11/16/21	11/17/21	ECC
Method: EPA 200.7 Prep Method: EPA 200.7										
Boron	**0.83**		mg/L	0.050	0.0080	1	277763	11/10/21	11/11/21	KLN
Method: EPA 300.0 Prep Method: METHOD										
Chloride	**260**		mg/L	100	10	20	277685	11/10/21 18:00	11/10/21 23:44	JCP
Nitrogen, Nitrite	ND		mg/L	0.10	0.01	1	277685	11/10/21 18:00	11/10/21 22:41	JCP
Nitrogen, Nitrate	**1.3**		mg/L	0.10	0.05	1	277685	11/10/21 18:00	11/10/21 22:41	JCP
Sulfate	**560**		mg/L	20	5.0	20	277685	11/10/21 18:00	11/10/21 23:44	JCP
Method: EPA 351.2 Prep Method: METHOD										
Nitrogen, Total Kjeldahl	**0.058**	J	mg/L	0.40	0.030	1	278201	11/17/21	11/17/21	ATP
Method: ORGANIC NITROGEN										
Organic Nitrogen as N	**0.0090**		mg/L			1	278371	11/18/21	11/18/21	SLL
Method: SM 2150B										
Odor	ND		TON	1.0		1	277843	11/11/21 09:00	11/11/21 09:00	WWC
Method: SM 4500-CL-G										
Chlorine, Total Residual	ND	H	mg/L	0.10	0.042	1	277883	11/11/21 17:53	11/11/21 17:53	WWC
Method: SM 4500-H+ B										
pH	**7.03**	H	SU			1	277850	11/12/21 11:05	11/12/21 11:05	WWC
Temperature	**23.60**	H	deg C	1.00		1	277850	11/12/21 11:05	11/12/21 11:05	WWC
Method: SM 4500-NH3-G										
Ammonia-N	**0.049**	J	mg/L	0.10	0.010	1	278142	11/16/21	11/16/21	ATP
Method: SM 4500-P-B5-E										
Phosphorus	**0.048**		mg/L	0.020	0.010	1	278345	11/18/21	11/18/21	ATP
Method: SM 5310B										
Total Organic Carbon	**1.6**		mg/L	1.0	0.18	1	277956	11/12/21	11/12/21	ATP
Method: SM 9223Bb										
Fecal Coliform	<1.0		MPN/100ml	1.0		1	277818	11/10/21 18:00	11/11/21 16:09	SZL

Results for any subcontracted analyses are not included in this section.

ENTHALPY ANALYTICAL

Analysis Results for 453445

453445-002 Analyte	Result	Qual	Units	RL	MDL	DF	Batch	Prepared	Analyzed	Chemist
Coliform, Total	**3.1**		MPN/100ml	1.0		1	277818	11/10/21 18:00	11/11/21 16:09	SZL
Method: SM2120B										
Color	ND		ColorUnits	5		1	277842	11/11/21 09:00	11/11/21 09:00	WWC
Method: SM2130B										
Turbidity	**0.20**		NTU	0.10	0.07	1	277877	11/11/21 16:54	11/11/21 16:54	LVL
Method: SM2540C Prep Method: METHOD										
Total Dissolved Solids	**1,600**		mg/L	20		2	278006	11/13/21	11/14/21	WWC
Method: SM2540D Prep Method: METHOD										
Total Suspended Solids	ND		mg/L	0.6		1.1	278050	11/12/21	11/12/21	ATP
Method: SM5210B Prep Method: METHOD										
Biochemical Oxygen Demand	ND		mg/L	3.0		1	277788	11/10/21 19:12	11/15/21 11:40	ECC
Method: SM5540C										
Surfactants (MBAS)	ND		mg/L	0.040	0.027	1	277826	11/10/21 14:00	11/10/21 23:33	WWC
Method: TOTAL NITROGEN										
Total Nitrogen	**1.4**		mg/L			1	278349	11/18/21	11/18/21	SLL

Results for any subcontracted analyses are not included in this section.

ENTHALPY ANALYTICAL

Analysis Results for 453445

Sample ID: MCWD-MW07D	Lab ID: 453445-003	Collected: 11/10/21 10:35
	Matrix: Water	

453445-003 Analyte	Result	Qual	Units	RL	MDL	DF	Batch	Prepared	Analyzed	Chemist
Method: EPA 1664A Prep Method: METHOD										
Total Oil and Grease	ND		mg/L	5.6	1.6	1.1	278252	11/16/21	11/17/21	ECC
Method: EPA 200.7 Prep Method: EPA 200.7										
Boron	**0.64**		mg/L	0.050	0.0080	1	277763	11/10/21	11/11/21	KLN
Method: EPA 300.0 Prep Method: METHOD										
Chloride	**360**		mg/L	100	10	20	277685	11/10/21 18:00	11/11/21 00:04	JCP
Nitrogen, Nitrite	ND		mg/L	0.10	0.01	1	277685	11/10/21 18:00	11/10/21 23:02	JCP
Nitrogen, Nitrate	ND		mg/L	0.10	0.05	1	277685	11/10/21 18:00	11/10/21 23:02	JCP
Sulfate	**1,100**		mg/L	20	5.0	20	277685	11/10/21 18:00	11/11/21 00:04	JCP
Method: EPA 351.2 Prep Method: METHOD										
Nitrogen, Total Kjeldahl	**0.33**	J	mg/L	0.40	0.030	1	278201	11/17/21	11/17/21	ATP
Method: ORGANIC NITROGEN										
Organic Nitrogen as N	**0.13**		mg/L			1	278371	11/18/21	11/18/21	SLL
Method: SM 2150B										
Odor	ND		TON	1.0		1	277843	11/11/21 09:00	11/11/21 09:00	WWC
Method: SM 4500-CL-G										
Chlorine, Total Residual	ND	H	mg/L	0.10	0.042	1	277883	11/11/21 17:53	11/11/21 17:53	WWC
Method: SM 4500-H+ B										
pH	**7.05**	H	SU			1	277850	11/12/21 11:05	11/12/21 11:05	WWC
Temperature	**23.60**	H	deg C	1.00		1	277850	11/12/21 11:05	11/12/21 11:05	WWC
Method: SM 4500-NH3-G										
Ammonia-N	**0.20**		mg/L	0.10	0.010	1	278142	11/16/21	11/16/21	ATP
Method: SM 4500-P-B5-E										
Phosphorus	**0.12**		mg/L	0.020	0.010	1	278345	11/18/21	11/18/21	ATP
Method: SM 5310B										
Total Organic Carbon	**2.0**		mg/L	1.0	0.18	1	277956	11/12/21	11/12/21	ATP
Method: SM 9223Bb										
Fecal Coliform	**3.1**		MPN/100ml	1.0		1	277818	11/10/21 18:00	11/11/21 16:09	SZL

Results for any subcontracted analyses are not included in this section.

ENTHALPY ANALYTICAL

Analysis Results for 453445

453445-003 Analyte	Result	Qual	Units	RL	MDL	DF	Batch	Prepared	Analyzed	Chemist
Coliform, Total	**>2,400**		MPN/100ml	1.0		1	277818	11/10/21 18:00	11/11/21 16:09	SZL
Method: SM2120B										
Color	ND		ColorUnits	5		1	277842	11/11/21 09:00	11/11/21 09:00	WWC
Method: SM2130B										
Turbidity	**3.6**		NTU	0.10	0.07	1	277877	11/11/21 16:54	11/11/21 16:54	LVL
Method: SM2540C Prep Method: METHOD										
Total Dissolved Solids	**2,600**		mg/L	20		2	278006	11/13/21	11/14/21	WWC
Method: SM2540D Prep Method: METHOD										
Total Suspended Solids	**5.2**		mg/L	0.6		1.1	278050	11/12/21	11/12/21	ATP
Method: SM5210B Prep Method: METHOD										
Biochemical Oxygen Demand	ND		mg/L	3.0		1	277788	11/10/21 19:18	11/15/21 11:40	ECC
Method: SM5540C										
Surfactants (MBAS)	**0.028**	J	mg/L	0.040	0.027	1	277826	11/10/21 14:00	11/10/21 23:33	WWC
Method: TOTAL NITROGEN										
Total Nitrogen	**0.33**		mg/L			1	278349	11/18/21	11/18/21	SLL

< Value is less than indicated concentration
> Value exceeds indicated concentration
H Holding time was exceeded
J Estimated value
ND Not Detected

Results for any subcontracted analyses are not included in this section.

ENTHALPY ANALYTICAL

Batch QC

Type: Blank	**Lab ID:** QC954685	**Batch:** 277685
Matrix: Water	**Method:** EPA 300.0	**Prep Method:** METHOD

QC954685 Analyte	Result	Qual	Units	RL	MDL	Prepared	Analyzed
Chloride	ND		mg/L	5.0	0.50	11/10/21 01:40	11/10/21 02:07
Nitrogen, Nitrite	ND		mg/L	0.10	0.01	11/10/21 01:40	11/10/21 02:07
Nitrogen, Nitrate	ND		mg/L	0.10	0.05	11/10/21 01:40	11/10/21 02:07
Sulfate	ND		mg/L	1.0	0.25	11/10/21 01:40	11/10/21 02:07

Type: Lab Control Sample	**Lab ID:** QC954686	**Batch:** 277685
Matrix: Water	**Method:** EPA 300.0	**Prep Method:** METHOD

QC954686 Analyte	Result	Spiked	Units	Recovery	Qual	Limits
Chloride	102.0	100.0	mg/L	102%		90-110
Nitrogen, Nitrite	9.058	9.134	mg/L	99%		90-110
Nitrogen, Nitrate	9.059	9.036	mg/L	100%		90-110
Sulfate	49.14	50.00	mg/L	98%		90-110

Type: Matrix Spike	**Lab ID:** QC954687	**Batch:** 277685
Matrix (Source ID): Water (453359-001)	**Method:** EPA 300.0	**Prep Method:** METHOD

QC954687 Analyte	Result	Source Sample Result	Spiked	Units	Recovery	Qual	Limits	DF
Chloride	106.2	3.688	100.0	mg/L	102%		80-120	1
Nitrogen, Nitrite	9.376	ND	9.134	mg/L	103%		80-120	1
Nitrogen, Nitrate	9.587	0.1779	9.036	mg/L	104%		80-120	1
Sulfate	52.39	1.711	50.00	mg/L	101%		80-120	1

Type: Matrix Spike Duplicate	**Lab ID:** QC954688	**Batch:** 277685
Matrix (Source ID): Water (453359-001)	**Method:** EPA 300.0	**Prep Method:** METHOD

QC954688 Analyte	Result	Source Sample Result	Spiked	Units	Recovery	Qual	Limits	RPD	RPD Lim	DF
Chloride	107.3	3.688	100.0	mg/L	104%		80-120	1	20	1
Nitrogen, Nitrite	9.494	ND	9.134	mg/L	104%		80-120	1	20	1
Nitrogen, Nitrate	9.590	0.1779	9.036	mg/L	104%		80-120	0	20	1
Sulfate	51.88	1.711	50.00	mg/L	100%		80-120	1	20	1

ENTHALPY ANALYTICAL

Batch QC

Type:	**Matrix Spike**	**Lab ID:**	**QC954689**	**Batch:**	**277685**
Matrix (Source ID):	**Water (453359-004)**	**Method:**	**EPA 300.0**	**Prep Method:**	**METHOD**

QC954689 Analyte	Result	Source Sample Result	Spiked	Units	Recovery	Qual	Limits	DF
Chloride	102.7	3.702	100.0	mg/L	99%		80-120	1
Nitrogen, Nitrite	9.248	ND	9.134	mg/L	101%		80-120	1
Nitrogen, Nitrate	9.244	0.2272	9.036	mg/L	100%		80-120	1
Sulfate	49.54	1.046	50.00	mg/L	97%		80-120	1

Type:	**Matrix Spike Duplicate**	**Lab ID:**	**QC954690**	**Batch:**	**277685**
Matrix (Source ID):	**Water (453359-004)**	**Method:**	**EPA 300.0**	**Prep Method:**	**METHOD**

QC954690 Analyte	Result	Source Sample Result	Spiked	Units	Recovery	Qual	Limits	RPD	RPD Lim	DF
Chloride	105.0	3.702	100.0	mg/L	101%		80-120	2	20	1
Nitrogen, Nitrite	9.336	ND	9.134	mg/L	102%		80-120	1	20	1
Nitrogen, Nitrate	9.497	0.2272	9.036	mg/L	103%		80-120	3	20	1
Sulfate	49.79	1.046	50.00	mg/L	97%		80-120	0	20	1

Type:	**Blank**	**Lab ID:**	**QC954789**	**Batch:**	**277763**
Matrix:	**Water**	**Method:**	**EPA 200.7**	**Prep Method:**	**EPA 200.7**

QC954789 Analyte	Result	Qual	Units	RL	MDL	Prepared	Analyzed
Boron	0.063		mg/L	0.050	0.0080	11/10/21	11/11/21

Type:	**Lab Control Sample**	**Lab ID:**	**QC954790**	**Batch:**	**277763**
Matrix:	**Water**	**Method:**	**EPA 200.7**	**Prep Method:**	**EPA 200.7**

QC954790 Analyte	Result	Spiked	Units	Recovery	Qual	Limits
Boron	0.5415	0.5000	mg/L	108%		85-115

Type:	**Matrix Spike**	**Lab ID:**	**QC954791**	**Batch:**	**277763**
Matrix (Source ID):	**Water (453461-001)**	**Method:**	**EPA 200.7**	**Prep Method:**	**EPA 200.7**

QC954791 Analyte	Result	Source Sample Result	Spiked	Units	Recovery	Qual	Limits	DF
Boron	0.7781	0.1967	0.5000	mg/L	116%		75-125	1

ENTHALPY ANALYTICAL

Batch QC

Type:	**Matrix Spike Duplicate**	**Lab ID:**	**QC954792**
Matrix (Source ID):	**Water (453461-001)**	**Method:**	**EPA 200.7**
Batch:	**277763**		
Prep Method:	**EPA 200.7**		

QC954792 Analyte	Result	Source Sample Result	Spiked	Units	Recovery	Qual	Limits	RPD	RPD Lim	DF
Boron	0.7867	0.1967	0.5000	mg/L	118%		75-125	1	20	1

Type:	**Matrix Spike**	**Lab ID:**	**QC954793**
Matrix (Source ID):	**Water (453470-001)**	**Method:**	**EPA 200.7**
Batch:	**277763**		
Prep Method:	**EPA 200.7**		

QC954793 Analyte	Result	Source Sample Result	Spiked	Units	Recovery	Qual	Limits	DF
Boron	5.433	4.717	0.5000	mg/L	143%	NM	75-125	1

Type:	**Matrix Spike Duplicate**	**Lab ID:**	**QC954794**
Matrix (Source ID):	**Water (453470-001)**	**Method:**	**EPA 200.7**
Batch:	**277763**		
Prep Method:	**EPA 200.7**		

QC954794 Analyte	Result	Source Sample Result	Spiked	Units	Recovery	Qual	Limits	RPD	RPD Lim	DF
Boron	5.416	4.717	0.5000	mg/L	140%	NM	75-125	0	20	1

Type:	**Blank**	**Lab ID:**	**QC954860**
Matrix:	**Water**	**Method:**	**SM5210B**
Batch:	**277788**		
Prep Method:	**METHOD**		

QC954860 Analyte	Result	Qual	Units	RL	MDL	Prepared	Analyzed
Biochemical Oxygen Demand	ND		mg/L	3.0		11/10/21 17:25	11/15/21 11:40

Type:	**Lab Control Sample**	**Lab ID:**	**QC954861**
Matrix:	**Water**	**Method:**	**SM5210B**
Batch:	**277788**		
Prep Method:	**METHOD**		

QC954861 Analyte	Result	Spiked	Units	Recovery	Qual	Limits
Biochemical Oxygen Demand	204.0	198.0	mg/L	103%		84.6-115.4

Type:	**Blank**	**Lab ID:**	**QC954971**
Matrix:	**Drinking Water**	**Method:**	**SM5540C**
Batch:	**277826**		

QC954971 Analyte	Result	Qual	Units	RL	MDL	Prepared	Analyzed
Surfactants (MBAS)	ND		mg/L	0.040	0.027	11/10/21 14:00	11/10/21 23:33

ENTHALPY ANALYTICAL

Batch QC

Type: Lab Control Sample **Lab ID:** QC954972 **Batch:** 277826
Matrix: Drinking Water **Method:** SM5540C

QC954972 Analyte	Result	Spiked	Units	Recovery	Qual	Limits
Surfactants (MBAS)	0.9780	1.000	mg/L	98%		90-110

Type: Matrix Spike **Lab ID:** QC954973 **Batch:** 277826
Matrix (Source ID): Water (453335-001) **Method:** SM5540C

QC954973 Analyte	Result	Source Sample Result	Spiked	Units	Recovery	Qual	Limits	DF
Surfactants (MBAS)	1.032	ND	1.000	mg/L	103%		80-120	1

Type: Matrix Spike Duplicate **Lab ID:** QC954974 **Batch:** 277826
Matrix (Source ID): Water (453335-001) **Method:** SM5540C

QC954974 Analyte	Result	Source Sample Result	Spiked	Units	Recovery	Qual	Limits	RPD	RPD Lim	DF
Surfactants (MBAS)	1.038	ND	1.000	mg/L	104%		80-120	1	20	1

Type: Sample Duplicate **Lab ID:** QC955004 **Batch:** 277842
Matrix (Source ID): Water (453445-003) **Method:** SM2120B

QC955004 Analyte	Result	Source Sample Result	Units	Qual	RPD	RPD Lim	DF
Color	ND	ND	ColorUnits			20	1

Type: Sample Duplicate **Lab ID:** QC955005 **Batch:** 277843
Matrix (Source ID): Water (453445-003) **Method:** SM 2150B

QC955005 Analyte	Result	Source Sample Result	Units	Qual	RPD	RPD Lim	DF
Odor	ND	ND	TON			20	1

Type: Sample Duplicate **Lab ID:** QC955017 **Batch:** 277850
Matrix (Source ID): Water (453445-001) **Method:** SM 4500-H+ B

QC955017 Analyte	Result	Source Sample Result	Units	Qual	RPD	RPD Lim	DF
pH	7.480	7.390	SU		1	20	1
Temperature	23.70	23.50	deg C		1	20	1

ENTHALPY ANALYTICAL

Batch QC

Type:	**Sample Duplicate**	**Lab ID:**	**QC955090**	**Batch:**	**277877**
Matrix (Source ID):	**Water (453445-001)**	**Method:**	**SM2130B**		

QC955090 Analyte	Result	Source Sample Result	Units	Qual	RPD	RPD Lim	DF
Turbidity	3.480	3.550	NTU		2	20	1

Type:	**Blank**	**Lab ID:**	**QC955098**	**Batch:**	**277883**
Matrix:	**Water**	**Method:**	**SM 4500-CL-G**		

QC955098 Analyte	Result	Qual	Units	RL	MDL	Prepared	Analyzed
Chlorine, Total Residual	ND		mg/L	0.10	0.042	11/11/21 17:53	11/11/21 17:53

Type:	**Lab Control Sample**	**Lab ID:**	**QC955099**	**Batch:**	**277883**
Matrix:	**Water**	**Method:**	**SM 4500-CL-G**		

QC955099 Analyte	Result	Spiked	Units	Recovery	Qual	Limits
Chlorine, Total Residual	0.9940	1.000	mg/L	99%		80-120

Type:	**Sample Duplicate**	**Lab ID:**	**QC955100**	**Batch:**	**277883**
Matrix (Source ID):	**Water (453445-002)**	**Method:**	**SM 4500-CL-G**		

QC955100 Analyte	Result	Source Sample Result	Units	Qual	RPD	RPD Lim	DF
Chlorine, Total Residual	ND	ND	mg/L			20	1

Type:	**Blank**	**Lab ID:**	**QC955300**	**Batch:**	**277956**
Matrix:	**Sea Water**	**Method:**	**SM 5310B**		

QC955300 Analyte	Result	Qual	Units	RL	MDL	Prepared	Analyzed
Total Organic Carbon	ND		mg/L	0.30	0.18	11/12/21	11/12/21

Type:	**Lab Control Sample**	**Lab ID:**	**QC955301**	**Batch:**	**277956**
Matrix:	**Sea Water**	**Method:**	**SM 5310B**		

QC955301 Analyte	Result	Spiked	Units	Recovery	Qual	Limits
Total Organic Carbon	9.621	10.00	mg/L	96%		80-120

ENTHALPY ANALYTICAL

Batch QC

Type: Matrix Spike	Lab ID: QC955302	Batch: 277956
Matrix (Source ID): Water (453366-003)	Method: SM 5310B	

QC955302 Analyte	Result	Source Sample Result	Spiked	Units	Recovery	Qual	Limits	DF
Total Organic Carbon	89.10	2.927	80.00	mg/L	108%		80-120	8

Type: Matrix Spike Duplicate	Lab ID: QC955303	Batch: 277956
Matrix (Source ID): Water (453366-003)	Method: SM 5310B	

QC955303 Analyte	Result	Source Sample Result	Spiked	Units	Recovery	Qual	Limits	RPD	RPD Lim	DF
Total Organic Carbon	93.84	2.927	80.00	mg/L	114%		80-120	5	20	8

Type: Blank	Lab ID: QC955442	Batch: 278006
Matrix: Drinking Water	Method: SM2540C	Prep Method: METHOD

QC955442 Analyte	Result	Qual	Units	RL	MDL	Prepared	Analyzed
Total Dissolved Solids	ND		mg/L	10		11/13/21	11/14/21

Type: Lab Control Sample	Lab ID: QC955443	Batch: 278006
Matrix: Drinking Water	Method: SM2540C	Prep Method: METHOD

QC955443 Analyte	Result	Spiked	Units	Recovery	Qual	Limits
Total Dissolved Solids	100.0	100.0	mg/L	100%		90-110

Type: Sample Duplicate	Lab ID: QC955444	Batch: 278006
Matrix (Source ID): Water (453601-002)	Method: SM2540C	Prep Method: METHOD

QC955444 Analyte	Result	Source Sample Result	Units	Qual	RPD	RPD Lim	DF
Total Dissolved Solids	13,200	13250	mg/L		0	5	2

Type: Blank	Lab ID: QC955591	Batch: 278050
Matrix: Water	Method: SM2540D	Prep Method: METHOD

QC955591 Analyte	Result	Qual	Units	RL	MDL	Prepared	Analyzed
Total Suspended Solids	ND		mg/L	5.0		11/12/21	11/12/21

ENTHALPY ANALYTICAL

Batch QC

Type:	**Sample Duplicate**	**Lab ID:**	**QC955592**	**Batch:**	**278050**
Matrix (Source ID):	**Water (453436-001)**	**Method:**	**SM2540D**	**Prep Method:**	**METHOD**

QC955592 Analyte	Result	Source Sample Result	Units	Qual	RPD	RPD Lim	DF
Total Suspended Solids	90.00	90.00	mg/L		0	5	5

Type:	**Blank**	**Lab ID:**	**QC955842**	**Batch:**	**278142**
Matrix:	**Water**	**Method:**	**SM 4500-NH3-G**		

QC955842 Analyte	Result	Qual	Units	RL	MDL	Prepared	Analyzed
Ammonia-N	ND		mg/L	0.10	0.010	11/16/21	11/16/21

Type:	**Lab Control Sample**	**Lab ID:**	**QC955843**	**Batch:**	**278142**
Matrix:	**Water**	**Method:**	**SM 4500-NH3-G**		

QC955843 Analyte	Result	Spiked	Units	Recovery	Qual	Limits
Ammonia-N	2.667	2.500	mg/L	107%		80-120

Type:	**Matrix Spike**	**Lab ID:**	**QC955844**	**Batch:**	**278142**
Matrix (Source ID):	**Water (453358-001)**	**Method:**	**SM 4500-NH3-G**		

QC955844 Analyte	Result	Source Sample Result	Spiked	Units	Recovery	Qual	Limits	DF
Ammonia-N	2.863	0.1592	2.500	mg/L	108%		80-120	1

Type:	**Matrix Spike Duplicate**	**Lab ID:**	**QC955845**	**Batch:**	**278142**
Matrix (Source ID):	**Water (453358-001)**	**Method:**	**SM 4500-NH3-G**		

QC955845 Analyte	Result	Source Sample Result	Spiked	Units	Recovery	Qual	Limits	RPD	RPD Lim	DF
Ammonia-N	2.417	0.1592	2.500	mg/L	90%		80-120	17	20	1

Type:	**Blank**	**Lab ID:**	**QC956056**	**Batch:**	**278201**
Matrix:	**Water**	**Method:**	**EPA 351.2**	**Prep Method:**	**METHOD**

QC956056 Analyte	Result	Qual	Units	RL	MDL	Prepared	Analyzed
Nitrogen, Total Kjeldahl	ND		mg/L	0.20	0.015	11/17/21	11/17/21

ENTHALPY ANALYTICAL

Batch QC

Type: Lab Control Sample	**Lab ID:** QC956057	**Batch:** 278201
Matrix: Water	**Method:** EPA 351.2	**Prep Method:** METHOD

QC956057 Analyte	Result	Spiked	Units	Recovery	Qual	Limits
Nitrogen, Total Kjeldahl	2.386	2.500	mg/L	95%		90-110

Type: Matrix Spike	**Lab ID:** QC956058	**Batch:** 278201
Matrix (Source ID): Water (453522-001)	**Method:** EPA 351.2	**Prep Method:** METHOD

QC956058 Analyte	Result	Source Sample Result	Spiked	Units	Recovery	Qual	Limits	DF
Nitrogen, Total Kjeldahl	15.91	3.208	12.50	mg/L	102%		90-110	2.5

Type: Matrix Spike Duplicate	**Lab ID:** QC956059	**Batch:** 278201
Matrix (Source ID): Water (453522-001)	**Method:** EPA 351.2	**Prep Method:** METHOD

QC956059 Analyte	Result	Source Sample Result	Spiked	Units	Recovery	Qual	Limits	RPD	RPD Lim	DF
Nitrogen, Total Kjeldahl	15.37	3.208	12.50	mg/L	97%		90-110	3	20	2.5

Type: Blank	**Lab ID:** QC956164	**Batch:** 278252
Matrix: Water	**Method:** EPA 1664A	**Prep Method:** METHOD

QC956164 Analyte	Result	Qual	Units	RL	MDL	Prepared	Analyzed
Total Oil and Grease	ND		mg/L	5.0	1.4	11/16/21	11/17/21

Type: Lab Control Sample	**Lab ID:** QC956165	**Batch:** 278252
Matrix: Water	**Method:** EPA 1664A	**Prep Method:** METHOD

QC956165 Analyte	Result	Spiked	Units	Recovery	Qual	Limits
Total Oil and Grease	35.40	40.00	mg/L	89%		78-114

Type: Lab Control Sample Duplicate	**Lab ID:** QC956166	**Batch:** 278252
Matrix: Water	**Method:** EPA 1664A	**Prep Method:** METHOD

QC956166 Analyte	Result	Spiked	Units	Recovery	Qual	Limits	RPD	RPD Lim
Total Oil and Grease	37.90	40.00	mg/L	95%		78-114	7	18

ENTHALPY ANALYTICAL

Batch QC

Type: Blank	**Lab ID:** QC956489	**Batch:** 278345
Matrix: Water	**Method:** SM 4500-P-B5-E	

QC956489 Analyte	Result	Qual	Units	RL	MDL	Prepared	Analyzed
Phosphorus	ND		mg/L	0.020	0.010	11/18/21	11/18/21

Type: Lab Control Sample	**Lab ID:** QC956490	**Batch:** 278345
Matrix: Water	**Method:** SM 4500-P-B5-E	

QC956490 Analyte	Result	Spiked	Units	Recovery	Qual	Limits
Phosphorus	0.4230	0.4000	mg/L	106%		80-120

Type: Matrix Spike	**Lab ID:** QC956496	**Batch:** 278345
Matrix (Source ID): Water (453278-001)	**Method:** SM 4500-P-B5-E	

QC956496 Analyte	Result	Source Sample Result	Spiked	Units	Recovery	Qual	Limits	DF
Phosphorus	1.080	0.04500	1.000	mg/L	104%		75-125	2.5

Type: Matrix Spike Duplicate	**Lab ID:** QC956497	**Batch:** 278345
Matrix (Source ID): Water (453278-001)	**Method:** SM 4500-P-B5-E	

QC956497 Analyte	Result	Source Sample Result	Spiked	Units	Recovery	Qual	Limits	RPD	RPD Lim	DF
Phosphorus	1.083	0.04500	1.000	mg/L	104%		75-125	0	20	2.5

ND Not Detected
NM Not Meaningful

Enthalpy Analytical
931 West Barkley Ave
Orange, CA 92868
(714) 771-6900

enthalpy.com

Lab Job Number: 453520
Report Level: II
Report Date: 11/22/2021

Analytical Report *prepared for:*

Kiernan Brtalik
Rincon Consultants - Ventura
180 North Ashwood Ave.
Ventura, CA 93003

Project: MALIBU - Malibu - Quarterly/Semi-Annual

Authorized for release by:

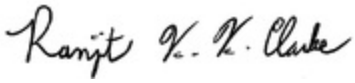

Ranjit K Clarke, Project Manager
(714) 771-9906
Ranjit.Clarke@enthalpy.com

This data package has been reviewed for technical correctness and completeness. Release of this data has been authorized by the Laboratory Manager or the Manager's designee, as verified by the above signature which applies to this PDF file as well as any associated electronic data deliverable files. The results contained in this report meet all requirements of NELAP and pertain only to those samples which were submitted for analysis. This report may be reproduced only in its entirety.

CA ELAP# 1338, NELAP# 4038, SCAQMD LAP# 18LA0518, LACSD ID# 10105, CDC ELITE Member

ENTHALPY ANALYTICAL

Sample Summary

Kiernan Brtalik
Rincon Consultants - Ventura
180 North Ashwood Ave.
Ventura, CA 93003

Lab Job #: 453520
Project No: MALIBU
Location: Malibu - Quarterly/Semi-Annual
Date Received: 11/11/21

Sample ID	Lab ID	Collected	Matrix
N-001	453520-001	11/11/21 09:25	Water
N-002	453520-002	11/11/21 09:41	Water
N-003	453520-003	11/11/21 09:58	Water
N-004	453520-004	11/11/21 11:48	Water
L-001	453520-005	11/11/21 10:55	Water
L-002	453520-006	11/11/21 11:30	Water
L-003	453520-007	11/11/21 11:14	Water
L-004	453520-008	11/11/21 10:34	Water
L-005	453520-009	11/11/21 10:07	Water
L-006	453520-010	11/11/21 10:23	Water

ENTHALPHY ANALYTICAL, INC.		Chain of Custody Record				Turn Around Time (Rush by advanced notice only)					
931 W. Barkley Ave., Orange, CA 92868	ENTHALPY analytical, inc.	Lab No: 453520				Standard:	X	4 Day:		3 Day:	
Phone: (714) 771-6900 Fax: (714) 538-1209		Page: 1	of	1		2 Day:		1 Day:		Same Day:	
Billing: Enthalpy - SoCal		Matrix: A = Air DW = Drinking Water FL = Food Liquid FS = Food Solid L = Liquid PP = Pure Product S = Solid SeaW = Sea Water SW = Swab W = Water WP = Wipe O = Other				Preservatives: 1 = $Na_2S_2O_3$ 2 = HCl 3 = HNO_3 4 = H_2SO_4 5 = NaOH 6 = Other					
c/o Montrose Environmental Group											
1 Park Plaza, Suite 1000, Irvine, CA 92614											

CUSTOMER INFORMATION		PROJECT INFORMATION	
Company:	Rincon Consultants	Name:	Malibu - Quarterly/Semi-Annual
Report To:	Kiernan Brtalik	Number:	
Email:		P.O. #:	20-09665
Address:	180 N. Ashwood Ave.	Address:	
	Ventura, CA 93003		
Phone:		Global ID:	
Cell:		Sampled By:	

Sample ID	Sampling Date	Sampling Time	Matrix	Container No. / Size	Pres.	Total /Fecal Coliforms - SM 9223 Quantitray	EPA 300.0: NO2,NO3	TKN; NH3; Phosphorus, Organic Nitrogen	Test Instructions / Comments
N-001	11/11/21	9:25	WW	5		X	X	X	
N-002		9:41				X	X	X	
N-003		9:58				X	X	X	
N-004		11:48				X	X	X	
L-001		10:55				X	X	X	
L-002		11:30				X	X	X	
L-003		11:14				X	X	X	
L-004		10:34				X	X	X	
L-005		10:07				X	X	X	
L-006		10:23				X	X	X	

	Signature	Print Name	Company / Title	Date / Time
[1] Relinquished By:		Lindsey Stockton	Rincon/Biologist	11/11/21 1330
[1] Received By:		Ricardo Serrano	FEA	11/11/21 1730
[2] Relinquished By:		Ricardo Serrano	FEA	11/11/21 1545
[2] Received By:		Fedex	ST	11/11/21 1545
[3] Relinquished By:				
[3] Received By:				

3 of 14

ENTHALPY ANALYTICAL

SAMPLE ACCEPTANCE CHECKLIST

Section 1

Client: RINCON CONSULTANTS Project: MALIBU - QUARTERLY/SEMI-ANNUAL

Date Received: 11/10/21 Sampler's Name Present: ☐ Yes ☐ No

Section 2

Sample(s) received in a cooler? ☑ Yes, How many? 1 ☐ No (skip section 2) Sample Temp (°C) (No Cooler): _____

Sample Temp (°C), One from each cooler: #1: 3.5 #2: _____ #3: _____ #4: _____

(Acceptance range is < 6°C but not frozen (for Microbiology samples, acceptance range is < 10°C but not frozen). It is acceptable for samples collected the same day as sample receipt to have a higher temperature as long as there is evidence that cooling has begun.)

Shipping Information: _____

Section 3

Was the cooler packed with: ☑ Ice ☐ Ice Packs ☐ Bubble Wrap ☐ Styrofoam ☐ Paper ☐ None ☐ Other _____

Cooler Temp (°C): #1: 3.4 #2: _____ #3: _____ #4: _____

Section 4	YES	NO	N/A
Was a COC received?	✓		
Are sample IDs present?	✓		
Are sampling dates & times present?	✓		
Is a relinquished signature present?	✓		
Are the tests required clearly indicated on the COC?	✓		
Are custody seals present?		✓	
If custody seals are present, were they intact?			✓
Are all samples sealed in plastic bags? (Recommended for Microbiology samples)	✓		
Did all samples arrive intact? If no, indicate in Section 4 below.	✓		
Did all bottle labels agree with COC? (ID, dates and times)	✓		
Were the samples collected in the correct containers for the required tests?	✓		
Are the containers labeled with the correct preservatives?	✓		
Is there headspace in the VOA vials greater than 5-6 mm in diameter?			✓
Was a sufficient amount of sample submitted for the requested tests?	✓		

Section 5 Explanations/Comments

_____

_____

_____

Section 6

For discrepancies, how was the Project Manager notified? ☐ Verbal PM Initials: _____ Date/Time _____

☐ Email (email sent to/on): _____ / _____

Project Manager's response:

Completed By: _____ Date: 11/10/21

ENTHALPY ANALYTICAL

Analysis Results for 453520

Kiernan Brtalik
Rincon Consultants - Ventura
180 North Ashwood Ave.
Ventura, CA 93003

Lab Job #: 453520
Project No: MALIBU
Location: Malibu - Quarterly/Semi-Annual
Date Received: 11/11/21

Sample ID: N-001 **Lab ID: 453520-001** **Collected: 11/11/21 09:25**
Matrix: Water

453520-001 Analyte	Result	Qual	Units	RL	MDL	DF	Batch	Prepared	Analyzed	Chemist
Method: EPA 300.0 Prep Method: METHOD										
Nitrogen, Nitrite	ND		mg/L	2.0	0.24	20	277801	11/11/21 18:00	11/11/21 20:08	JCP
Nitrogen, Nitrate	ND		mg/L	2.0	0.92	20	277801	11/11/21 18:00	11/11/21 20:08	JCP
Nitrogen, Nitrate/Nitrite	ND		mg/L	2.0		20	277801	11/11/21 18:00	11/11/21 20:08	JCP
Method: ORGANIC NITROGEN										
Organic Nitrogen as N	**0.49**		mg/L			1	278371	11/18/21	11/18/21	SLL
Method: SM 4500-NH3-G										
Ammonia-N	ND		mg/L	0.10	0.010	1	278145	11/16/21	11/16/21	ATP
Nitrogen, Total Kjeldahl	**0.49**		mg/L	0.40	0.030	1	278200	11/17/21	11/17/21	ATP
Method: SM 4500-P-B5-E										
Phosphorus	**0.29**		mg/L	0.020	0.010	1	278345	11/18/21	11/18/21	ATP
Method: SM 9223Bb										
Fecal Coliform	**1.0**		MPN/100ml	1.0		1	277873	11/11/21 16:35	11/12/21 15:00	CCO
Coliform, Total	**150**		MPN/100ml	1.0		1	277873	11/11/21 16:35	11/12/21 15:00	CCO
Method: TOTAL NITROGEN										
Total Nitrogen	**0.49**		mg/L			1	278349	11/18/21	11/18/21	SLL

Results for any subcontracted analyses are not included in this section.

ENTHALPY ANALYTICAL

Analysis Results for 453520

Sample ID: N-002	Lab ID: 453520-002	Collected: 11/11/21 09:41
	Matrix: Water	

453520-002 Analyte	Result	Qual	Units	RL	MDL	DF	Batch	Prepared	Analyzed	Chemist
Method: EPA 300.0 Prep Method: METHOD										
Nitrogen, Nitrite	ND		mg/L	2.0	0.24	20	277801	11/11/21 18:00	11/11/21 20:29	JCP
Nitrogen, Nitrate	ND		mg/L	2.0	0.92	20	277801	11/11/21 18:00	11/11/21 20:29	JCP
Nitrogen, Nitrate/Nitrite	ND		mg/L	2.0		20	277801	11/11/21 18:00	11/11/21 20:29	JCP
Method: ORGANIC NITROGEN										
Organic Nitrogen as N	**0.45**		mg/L			1	278371	11/18/21	11/18/21	SLL
Method: SM 4500-NH3-G										
Ammonia-N	ND		mg/L	0.10	0.010	1	278145	11/16/21	11/16/21	ATP
Nitrogen, Total Kjeldahl	**0.45**		mg/L	0.40	0.030	1	278200	11/17/21	11/17/21	ATP
Method: SM 4500-P-B5-E										
Phosphorus	**0.068**		mg/L	0.020	0.010	1	278345	11/18/21	11/18/21	ATP
Method: SM 9223Bb										
Fecal Coliform	<1.0		MPN/100ml	1.0		1	277873	11/11/21 16:35	11/12/21 15:00	CCO
Coliform, Total	**390**		MPN/100ml	1.0		1	277873	11/11/21 16:35	11/12/21 15:00	CCO
Method: TOTAL NITROGEN										
Total Nitrogen	**0.45**		mg/L			1	278349	11/18/21	11/18/21	SLL

Sample ID: N-003	Lab ID: 453520-003	Collected: 11/11/21 09:58
	Matrix: Water	

453520-003 Analyte	Result	Qual	Units	RL	MDL	DF	Batch	Prepared	Analyzed	Chemist
Method: EPA 300.0 Prep Method: METHOD										
Nitrogen, Nitrite	ND		mg/L	2.0	0.24	20	277801	11/11/21 18:00	11/11/21 21:31	JCP
Nitrogen, Nitrate	ND		mg/L	2.0	0.92	20	277801	11/11/21 18:00	11/11/21 21:31	JCP
Nitrogen, Nitrate/Nitrite	ND		mg/L	2.0		20	277801	11/11/21 18:00	11/11/21 21:31	JCP
Method: ORGANIC NITROGEN										
Organic Nitrogen as N	**0.32**		mg/L			1	278371	11/18/21	11/18/21	SLL
Method: SM 4500-NH3-G										
Ammonia-N	**0.24**		mg/L	0.10	0.010	1	278145	11/16/21	11/16/21	ATP
Nitrogen, Total Kjeldahl	**0.56**		mg/L	0.40	0.030	1	278200	11/17/21	11/17/21	ATP
Method: SM 4500-P-B5-E										
Phosphorus	**0.28**		mg/L	0.020	0.010	1	278345	11/18/21	11/18/21	ATP
Method: SM 9223Bb										
Fecal Coliform	<1.0		MPN/100ml	1.0		1	277873	11/11/21 16:35	11/12/21 15:00	CCO
Coliform, Total	**>2,400**		MPN/100ml	1.0		1	277873	11/11/21 16:35	11/12/21 15:00	CCO
Method: TOTAL NITROGEN										
Total Nitrogen	**0.56**		mg/L			1	278349	11/18/21	11/18/21	SLL

Results for any subcontracted analyses are not included in this section.

ENTHALPY ANALYTICAL

Analysis Results for 453520

Sample ID: N-004	Lab ID: 453520-004	Collected: 11/11/21 11:48
	Matrix: Water	

453520-004 Analyte	Result	Qual	Units	RL	MDL	DF	Batch	Prepared	Analyzed	Chemist
Method: EPA 300.0 Prep Method: METHOD										
Nitrogen, Nitrite	ND		mg/L	2.0	0.24	20	277801	11/11/21 18:00	11/11/21 21:52	JCP
Nitrogen, Nitrate	ND		mg/L	2.0	0.92	20	277801	11/11/21 18:00	11/11/21 21:52	JCP
Nitrogen, Nitrate/Nitrite	ND		mg/L	2.0		20	277801	11/11/21 18:00	11/11/21 21:52	JCP
Method: ORGANIC NITROGEN										
Organic Nitrogen as N	**0.39**		mg/L			1	278371	11/18/21	11/18/21	SLL
Method: SM 4500-NH3-G										
Ammonia-N	**0.018**	J	mg/L	0.10	0.010	1	278145	11/16/21	11/16/21	ATP
Nitrogen, Total Kjeldahl	**0.41**		mg/L	0.40	0.030	1	278200	11/17/21	11/17/21	ATP
Method: SM 4500-P-B5-E										
Phosphorus	**0.069**		mg/L	0.020	0.010	1	278345	11/18/21	11/18/21	ATP
Method: SM 9223Bb										
Fecal Coliform	<1.0		MPN/100ml	1.0		1	277873	11/11/21 16:35	11/12/21 15:00	CCO
Coliform, Total	**340**		MPN/100ml	1.0		1	277873	11/11/21 16:35	11/12/21 15:00	CCO
Method: TOTAL NITROGEN										
Total Nitrogen	**0.41**		mg/L			1	278349	11/18/21	11/18/21	SLL

Sample ID: L-001	Lab ID: 453520-005	Collected: 11/11/21 10:55
	Matrix: Water	

453520-005 Analyte	Result	Qual	Units	RL	MDL	DF	Batch	Prepared	Analyzed	Chemist
Method: EPA 300.0 Prep Method: METHOD										
Nitrogen, Nitrite	ND		mg/L	1.0	0.12	10	277801	11/11/21 18:00	11/11/21 22:13	JCP
Nitrogen, Nitrate	ND		mg/L	1.0	0.46	10	277801	11/11/21 18:00	11/11/21 22:13	JCP
Nitrogen, Nitrate/Nitrite	ND		mg/L	1.0		10	277801	11/11/21 18:00	11/11/21 22:13	JCP
Method: ORGANIC NITROGEN										
Organic Nitrogen as N	**0.51**		mg/L			1	278371	11/18/21	11/18/21	SLL
Method: SM 4500-NH3-G										
Ammonia-N	ND		mg/L	0.10	0.010	1	278145	11/16/21	11/16/21	ATP
Nitrogen, Total Kjeldahl	**0.51**		mg/L	0.40	0.030	1	278200	11/17/21	11/17/21	ATP
Method: SM 4500-P-B5-E										
Phosphorus	**0.095**		mg/L	0.020	0.010	1	278345	11/18/21	11/18/21	ATP
Method: SM 9223Bb										
Fecal Coliform	**210**		MPN/100ml	1.0		1	277873	11/11/21 16:35	11/12/21 15:00	CCO
Coliform, Total	**>2,400**		MPN/100ml	1.0		1	277873	11/11/21 16:35	11/12/21 15:00	CCO
Method: TOTAL NITROGEN										
Total Nitrogen	**0.51**		mg/L			1	278349	11/18/21	11/18/21	SLL

Results for any subcontracted analyses are not included in this section.

ENTHALPY ANALYTICAL

Analysis Results for 453520

Sample ID: L-002	Lab ID: 453520-006	Collected: 11/11/21 11:30
	Matrix: Water	

453520-006 Analyte	Result	Qual	Units	RL	MDL	DF	Batch	Prepared	Analyzed	Chemist
Method: EPA 300.0 Prep Method: METHOD										
Nitrogen, Nitrite	ND		mg/L	1.0	0.12	10	277801	11/11/21 18:00	11/11/21 22:34	JCP
Nitrogen, Nitrate	ND		mg/L	1.0	0.46	10	277801	11/11/21 18:00	11/11/21 22:34	JCP
Nitrogen, Nitrate/Nitrite	ND		mg/L	1.0		10	277801	11/11/21 18:00	11/11/21 22:34	JCP
Method: ORGANIC NITROGEN										
Organic Nitrogen as N	**0.64**		mg/L			1	278371	11/18/21	11/18/21	SLL
Method: SM 4500-NH3-G										
Ammonia-N	ND		mg/L	0.10	0.010	1	278145	11/16/21	11/16/21	ATP
Nitrogen, Total Kjeldahl	**0.64**		mg/L	0.40	0.030	1	278200	11/17/21	11/17/21	ATP
Method: SM 4500-P-B5-E										
Phosphorus	**0.070**		mg/L	0.020	0.010	1	278345	11/18/21	11/18/21	ATP
Method: SM 9223Bb										
Fecal Coliform	**200**		MPN/100ml	1.0		1	277873	11/11/21 16:35	11/12/21 15:00	CCO
Coliform, Total	**>2,400**		MPN/100ml	1.0		1	277873	11/11/21 16:35	11/12/21 15:00	CCO
Method: TOTAL NITROGEN										
Total Nitrogen	**0.64**		mg/L			1	278349	11/18/21	11/18/21	SLL

Sample ID: L-003	Lab ID: 453520-007	Collected: 11/11/21 11:14
	Matrix: Water	

453520-007 Analyte	Result	Qual	Units	RL	MDL	DF	Batch	Prepared	Analyzed	Chemist
Method: EPA 300.0 Prep Method: METHOD										
Nitrogen, Nitrite	ND		mg/L	1.0	0.12	10	277801	11/11/21 18:00	11/11/21 22:54	JCP
Nitrogen, Nitrate	ND		mg/L	1.0	0.46	10	277801	11/11/21 18:00	11/11/21 22:54	JCP
Nitrogen, Nitrate/Nitrite	ND		mg/L	1.0		10	277801	11/11/21 18:00	11/11/21 22:54	JCP
Method: ORGANIC NITROGEN										
Organic Nitrogen as N	**0.65**		mg/L			1	278371	11/18/21	11/18/21	SLL
Method: SM 4500-NH3-G										
Ammonia-N	ND		mg/L	0.10	0.010	1	278145	11/16/21	11/16/21	ATP
Nitrogen, Total Kjeldahl	**0.65**		mg/L	0.40	0.030	1	278200	11/17/21	11/17/21	ATP
Method: SM 4500-P-B5-E										
Phosphorus	**0.043**		mg/L	0.020	0.010	1	278345	11/18/21	11/18/21	ATP
Method: SM 9223Bb										
Fecal Coliform	**160**		MPN/100ml	1.0		1	277873	11/11/21 16:35	11/12/21 15:00	CCO
Coliform, Total	**>2,400**		MPN/100ml	1.0		1	277873	11/11/21 16:35	11/12/21 15:00	CCO
Method: TOTAL NITROGEN										
Total Nitrogen	**0.65**		mg/L			1	278349	11/18/21	11/18/21	SLL

Results for any subcontracted analyses are not included in this section.

ENTHALPY ANALYTICAL

Analysis Results for 453520

Sample ID: L-004	Lab ID: 453520-008	Collected: 11/11/21 10:34
	Matrix: Water	

453520-008 Analyte	Result	Qual	Units	RL	MDL	DF	Batch	Prepared	Analyzed	Chemist
Method: EPA 300.0 Prep Method: METHOD										
Nitrogen, Nitrite	ND		mg/L	1.0	0.12	10	277801	11/11/21 18:00	11/11/21 23:15	JCP
Nitrogen, Nitrate	ND		mg/L	1.0	0.46	10	277801	11/11/21 18:00	11/11/21 23:15	JCP
Nitrogen, Nitrate/Nitrite	ND		mg/L	1.0		10	277801	11/11/21 18:00	11/11/21 23:15	JCP
Method: ORGANIC NITROGEN										
Organic Nitrogen as N	**0.88**		mg/L			1	278371	11/18/21	11/18/21	SLL
Method: SM 4500-NH3-G										
Ammonia-N	**0.12**		mg/L	0.10	0.010	1	278145	11/16/21	11/16/21	ATP
Nitrogen, Total Kjeldahl	**1.0**		mg/L	0.40	0.030	1	278200	11/17/21	11/17/21	ATP
Method: SM 4500-P-B5-E										
Phosphorus	**0.12**		mg/L	0.020	0.010	1	278345	11/18/21	11/18/21	ATP
Method: SM 9223Bb										
Fecal Coliform	**1,000**		MPN/100ml	1.0		1	277873	11/11/21 16:35	11/12/21 15:00	CCO
Coliform, Total	**>2,400**		MPN/100ml	1.0		1	277873	11/11/21 16:35	11/12/21 15:00	CCO
Method: TOTAL NITROGEN										
Total Nitrogen	**1.0**		mg/L			1	278349	11/18/21	11/18/21	SLL

Sample ID: L-005	Lab ID: 453520-009	Collected: 11/11/21 10:07
	Matrix: Water	

453520-009 Analyte	Result	Qual	Units	RL	MDL	DF	Batch	Prepared	Analyzed	Chemist
Method: EPA 300.0 Prep Method: METHOD										
Nitrogen, Nitrite	ND		mg/L	1.0	0.12	10	277801	11/11/21 18:00	11/11/21 23:36	JCP
Nitrogen, Nitrate	ND		mg/L	1.0	0.46	10	277801	11/11/21 18:00	11/11/21 23:36	JCP
Nitrogen, Nitrate/Nitrite	ND		mg/L	1.0		10	277801	11/11/21 18:00	11/11/21 23:36	JCP
Method: ORGANIC NITROGEN										
Organic Nitrogen as N	**0.70**		mg/L			1	278371	11/18/21	11/18/21	SLL
Method: SM 4500-NH3-G										
Ammonia-N	**0.12**		mg/L	0.10	0.010	1	278145	11/16/21	11/16/21	ATP
Nitrogen, Total Kjeldahl	**0.82**		mg/L	0.40	0.030	1	278200	11/17/21	11/17/21	ATP
Method: SM 4500-P-B5-E										
Phosphorus	**0.044**		mg/L	0.020	0.010	1	278345	11/18/21	11/18/21	ATP
Method: SM 9223Bb										
Fecal Coliform	**150**		MPN/100ml	1.0		1	277873	11/11/21 16:35	11/12/21 15:00	CCO
Coliform, Total	**>2,400**		MPN/100ml	1.0		1	277873	11/11/21 16:35	11/12/21 15:00	CCO
Method: TOTAL NITROGEN										
Total Nitrogen	**0.82**		mg/L			1	278349	11/18/21	11/18/21	SLL

Results for any subcontracted analyses are not included in this section.

ENTHALPY ANALYTICAL

Analysis Results for 453520

Sample ID: L-006	Lab ID: 453520-010	Collected: 11/11/21 10:23
	Matrix: Water	

453520-010 Analyte	Result	Qual	Units	RL	MDL	DF	Batch	Prepared	Analyzed	Chemist
Method: EPA 300.0 Prep Method: METHOD										
Nitrogen, Nitrite	ND		mg/L	1.0	0.12	10	277801	11/11/21 18:00	11/11/21 23:57	JCP
Nitrogen, Nitrate	ND		mg/L	1.0	0.46	10	277801	11/11/21 18:00	11/11/21 23:57	JCP
Nitrogen, Nitrate/Nitrite	ND		mg/L	1.0		10	277801	11/11/21 18:00	11/11/21 23:57	JCP
Method: ORGANIC NITROGEN										
Organic Nitrogen as N	**0.61**		mg/L			1	278371	11/18/21	11/18/21	SLL
Method: SM 4500-NH3-G										
Ammonia-N	**0.086**	J	mg/L	0.10	0.010	1	278145	11/16/21	11/16/21	ATP
Nitrogen, Total Kjeldahl	**0.70**		mg/L	0.40	0.030	1	278200	11/17/21	11/17/21	ATP
Method: SM 4500-P-B5-E										
Phosphorus	**0.055**		mg/L	0.020	0.010	1	278345	11/18/21	11/18/21	ATP
Method: SM 9223Bb										
Fecal Coliform	**99**		MPN/100ml	1.0		1	277873	11/11/21 16:35	11/12/21 15:00	CCO
Coliform, Total	**>2,400**		MPN/100ml	1.0		1	277873	11/11/21 16:35	11/12/21 15:00	CCO
Method: TOTAL NITROGEN										
Total Nitrogen	**0.70**		mg/L			1	278349	11/18/21	11/18/21	SLL

< Value is less than indicated concentration
> Value exceeds indicated concentration
J Estimated value
ND Not Detected

Results for any subcontracted analyses are not included in this section.

ENTHALPY ANALYTICAL

Batch QC

Type: Blank	Lab ID: QC954909	Batch: 277801
Matrix: Water	Method: EPA 300.0	Prep Method: METHOD

QC954909 Analyte	Result	Qual	Units	RL	MDL	Prepared	Analyzed
Nitrogen, Nitrite	ND		mg/L	0.10	0.01	11/11/21 09:00	11/11/21 17:02
Nitrogen, Nitrate	ND		mg/L	0.10	0.05	11/11/21 09:00	11/11/21 17:02
Nitrogen, Nitrate/Nitrite	ND		mg/L	0.10		11/11/21 09:00	11/11/21 17:02

Type: Lab Control Sample	Lab ID: QC954910	Batch: 277801
Matrix: Water	Method: EPA 300.0	Prep Method: METHOD

QC954910 Analyte	Result	Spiked	Units	Recovery	Qual	Limits
Nitrogen, Nitrite	9.117	9.134	mg/L	100%		90-110
Nitrogen, Nitrate	9.098	9.036	mg/L	101%		90-110

Type: Matrix Spike	Lab ID: QC954975	Batch: 277801
Matrix (Source ID): Water (453476-004)	Method: EPA 300.0	Prep Method: METHOD

QC954975 Analyte	Result	Source Sample Result	Spiked	Units	Recovery	Qual	Limits	DF
Nitrogen, Nitrite	9.674	ND	9.134	mg/L	106%		80-120	1
Nitrogen, Nitrate	13.15	3.951	9.036	mg/L	102%		80-120	1

Type: Matrix Spike Duplicate	Lab ID: QC954976	Batch: 277801
Matrix (Source ID): Water (453476-004)	Method: EPA 300.0	Prep Method: METHOD

QC954976 Analyte	Result	Source Sample Result	Spiked	Units	Recovery	Qual	Limits	RPD	RPD Lim	DF
Nitrogen, Nitrite	9.939	ND	9.134	mg/L	109%		80-120	3	20	1
Nitrogen, Nitrate	13.37	3.951	9.036	mg/L	104%		80-120	2	20	1

Type: Matrix Spike	Lab ID: QC954977	Batch: 277801
Matrix (Source ID): Water (453476-006)	Method: EPA 300.0	Prep Method: METHOD

QC954977 Analyte	Result	Source Sample Result	Spiked	Units	Recovery	Qual	Limits	DF
Nitrogen, Nitrite	9.845	ND	9.134	mg/L	108%		80-120	1
Nitrogen, Nitrate	15.68	6.703	9.036	mg/L	99%		80-120	1

ENTHALPY ANALYTICAL

Batch QC

Type: Matrix Spike Duplicate	Lab ID: QC954978	Batch: 277801
Matrix (Source ID): Water (453476-006)	Method: EPA 300.0	Prep Method: METHOD

QC954978 Analyte	Result	Source Sample Result	Spiked	Units	Recovery	Qual	Limits	RPD	RPD Lim	DF
Nitrogen, Nitrite	9.890	ND	9.134	mg/L	108%		80-120	0	20	1
Nitrogen, Nitrate	15.78	6.703	9.036	mg/L	100%		80-120	1	20	1

Type: Blank	Lab ID: QC955856	Batch: 278145
Matrix: Water	Method: SM 4500-NH3-G	

QC955856 Analyte	Result	Qual	Units	RL	MDL	Prepared	Analyzed
Ammonia-N	ND		mg/L	0.10	0.010	11/16/21	11/16/21

Type: Lab Control Sample	Lab ID: QC955857	Batch: 278145
Matrix: Water	Method: SM 4500-NH3-G	

QC955857 Analyte	Result	Spiked	Units	Recovery	Qual	Limits
Ammonia-N	2.637	2.500	mg/L	105%		80-120

Type: Matrix Spike	Lab ID: QC955858	Batch: 278145
Matrix (Source ID): Water (453509-001)	Method: SM 4500-NH3-G	

QC955858 Analyte	Result	Source Sample Result	Spiked	Units	Recovery	Qual	Limits	DF
Ammonia-N	28.19	2.120	25.00	mg/L	104%		80-120	10

Type: Matrix Spike Duplicate	Lab ID: QC955859	Batch: 278145
Matrix (Source ID): Water (453509-001)	Method: SM 4500-NH3-G	

QC955859 Analyte	Result	Source Sample Result	Spiked	Units	Recovery	Qual	Limits	RPD	RPD Lim	DF
Ammonia-N	28.53	2.120	25.00	mg/L	106%		80-120	1	20	10

Type: Blank	Lab ID: QC956052	Batch: 278200
Matrix: Water	Method: SM 4500-NH3-G	

QC956052 Analyte	Result	Qual	Units	RL	MDL	Prepared	Analyzed
Nitrogen, Total Kjeldahl	ND		mg/L	0.20	0.015	11/17/21	11/17/21

ENTHALPY ANALYTICAL

Batch QC

Type: Lab Control Sample **Lab ID:** QC956053 **Batch:** 278200
Matrix: Water **Method:** SM 4500-NH3-G

QC956053 Analyte	Result	Spiked	Units	Recovery	Qual	Limits
Nitrogen, Total Kjeldahl	2.772	2.500	mg/L	111%		80-120

Type: Matrix Spike **Lab ID:** QC956054 **Batch:** 278200
Matrix (Source ID): Water (453520-001) **Method:** SM 4500-NH3-G

QC956054 Analyte	Result	Source Sample Result	Spiked	Units	Recovery	Qual	Limits	DF
Nitrogen, Total Kjeldahl	11.89	0.4895	12.50	mg/L	91%		80-120	2.5

Type: Matrix Spike Duplicate **Lab ID:** QC956055 **Batch:** 278200
Matrix (Source ID): Water (453520-001) **Method:** SM 4500-NH3-G

QC956055 Analyte	Result	Source Sample Result	Spiked	Units	Recovery	Qual	Limits	RPD	RPD Lim	DF
Nitrogen, Total Kjeldahl	13.27	0.4895	12.50	mg/L	102%		80-120	11	20	2.5

Type: Blank **Lab ID:** QC956489 **Batch:** 278345
Matrix: Water **Method:** SM 4500-P-B5-E

QC956489 Analyte	Result	Qual	Units	RL	MDL	Prepared	Analyzed
Phosphorus	ND		mg/L	0.020	0.010	11/18/21	11/18/21

Type: Lab Control Sample **Lab ID:** QC956490 **Batch:** 278345
Matrix: Water **Method:** SM 4500-P-B5-E

QC956490 Analyte	Result	Spiked	Units	Recovery	Qual	Limits
Phosphorus	0.4230	0.4000	mg/L	106%		80-120

Type: Matrix Spike **Lab ID:** QC956496 **Batch:** 278345
Matrix (Source ID): Water (453278-001) **Method:** SM 4500-P-B5-E

QC956496 Analyte	Result	Source Sample Result	Spiked	Units	Recovery	Qual	Limits	DF
Phosphorus	1.080	0.04500	1.000	mg/L	104%		75-125	2.5

ENTHALPY ANALYTICAL

Batch QC

Type:	**Matrix Spike Duplicate**	**Lab ID:**	**QC956497**	**Batch:**	**278345**
Matrix (Source ID):	**Water (453278-001)**	**Method:**	**SM 4500-P-B5-E**		

QC956497 Analyte	Result	Source Sample Result	Spiked	Units	Recovery	Qual	Limits	RPD	RPD Lim	DF
Phosphorus	1.083	0.04500	1.000	mg/L	104%		75-125	0	20	2.5

ND Not Detected

Enthalpy Analytical
931 West Barkley Ave
Orange, CA 92868
(714) 771-6900

enthalpy.com

Lab Job Number: 453522
Report Level: II
Report Date: 11/18/2021

Analytical Report *prepared for:*

Kiernan Brtalik
Rincon Consultants - Ventura
180 North Ashwood Ave.
Ventura, CA 93003

Project: MALIBU - Malibu-Q4

Authorized for release by:

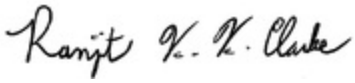

Ranjit K Clarke, Project Manager
(714) 771-9906
Ranjit.Clarke@enthalpy.com

This data package has been reviewed for technical correctness and completeness. Release of this data has been authorized by the Laboratory Manager or the Manager's designee, as verified by the above signature which applies to this PDF file as well as any associated electronic data deliverable files. The results contained in this report meet all requirements of NELAP and pertain only to those samples which were submitted for analysis. This report may be reproduced only in its entirety.

CA ELAP# 1338, NELAP# 4038, SCAQMD LAP# 18LA0518, LACSD ID# 10105, CDC ELITE Member

ENTHALPY ANALYTICAL

Sample Summary

Kiernan Brtalik
Rincon Consultants - Ventura
180 North Ashwood Ave.
Ventura, CA 93003

Lab Job #:	453522
Project No:	MALIBU
Location:	Malibu-Q4
Date Received:	11/11/21

Sample ID	Lab ID	Collected	Matrix
SMBRP-9	453522-001	11/11/21 12:30	Water
MCWP-MW09	453522-002	11/11/21 10:50	Water
SMBRP-12	453522-003	11/11/21 10:15	Water

ENTHALPHY ANALYTICAL, INC.	Chain of Custody Record	Turn Around Time (Rush by advanced notice only)
931 W. Barkley Ave., Orange, CA 92868 Phone: (714) 771-6900 Fax: (714) 538-1209 Billing: Enthalpy - SoCal c/o Montrose Environmental Group 1 Park Plaza, Suite 1000, Irvine, CA 92614	Lab No: 453522 Page: 1 of 1 **Matrix:** A = Air DW = Drinking Water FL = Food Liquid FS = Food Solid L = Liquid PP = Pure Product S = Solid SeaW = Sea Water SW = Swab W = Water WP = Wipe O = Other	Standard: X 4 Day: 3 Day: 2 Day: 1 Day: Same Day: **Preservatives:** 1 = $Na_2S_2O_3$ 2 = HCl 3 = HNO_3 4 = H_2SO_4 5 = NaOH 6 = Other

CUSTOMER INFORMATION		PROJECT INFORMATION	
Company:	Rincon Consultants	Name:	Malibu - Q4
Report To:	Kiernan Brtalik	Number:	
Email:	kbrtalik@rinconconsultants.com	P.O. #:	20-09665
Address:	180 N. Ashwood Ave.	Address:	
	Ventura, CA 93003		
Phone:		Global ID:	
Cell:		Sampled By:	

Sample ID	Sampling Date	Sampling Time	Matrix	Container No. / Size	Pres.	Total /Fecal Coliforms - SM 9223 Quantitray	TKN; NH3; Phosphorus	EPA 300.0:Cl,NO2,NO3,SO4	EPA 200.7(B)	SM 5310C TOC; BOD;TSS;TDS	pH;Residual Cl;MBAS;Turbity;Color;Odor	EPA 1664A Oil & Grease	Organic Nitrogen, Total Nitrogen	Test Instructions / Comments
SMBRP-9	11/11/21	1230	W	11		X	X	X	X	X	X	X	X	
MCWP-MW09	11/11/21	1050	W	11		X	X	X	X	X	X	X	X	
~~MCWP-MW04S~~						~~X~~	~~X~~	~~X~~	~~X~~	~~X~~	X	X	X	→ MC
~~MCWP-MW04D~~						~~X~~	~~X~~	~~X~~	~~X~~	~~X~~	~~X~~	~~X~~	~~X~~	→ MC
~~MCWD-MW07B~~						~~X~~	~~X~~	~~X~~	~~X~~	~~X~~	~~X~~	~~X~~	~~X~~	→ MC
SMBRP-12	11/11/21	1015	W	11		X	X	X	X	X	X	X	X	
						X	X	X	X	X	X	X	X	

	Signature	Print Name	Company / Title	Date / Time
[1] Relinquished By:		LANDON LUJAN	RINCON CONSULTANTS	11/11/21 1330
[1] Received By:			FEX	11/11/21 1736
[2] Relinquished By:			FEX	11/11/21 1845
[2] Received By:			FEDEX	11/12/21 1545
[3] Relinquished By:				3.4/23

ENTHALPY ANALYTICAL

SAMPLE ACCEPTANCE CHECKLIST

Section 1

Client: RINCON CONSULTANTS Project: MALIBU - Q4

Date Received: 11/11/21 Sampler's Name Present: ☑ Yes ☐ No

Section 2

Sample(s) received in a cooler? ☑ Yes, How many? 1 ☐ No (skip section 2) Sample Temp (°C) (No Cooler): _____

Sample Temp (°C), One from each cooler: #1: 3.4 #2: _____ #3: _____ #4: _____

(Acceptance range is < 6°C but not frozen (for Microbiology samples, acceptance range is < 10°C but not frozen). It is acceptable for samples collected the same day as sample receipt to have a higher temperature as long as there is evidence that cooling has begun.)

Shipping Information: _____

Section 3

Was the cooler packed with: ☑ Ice ☐ Ice Packs ☐ Bubble Wrap ☐ Styrofoam ☐ Paper ☐ None ☐ Other _____

Cooler Temp (°C): #1: 2.3 #2: _____ #3: _____ #4: _____

Section 4	YES	NO	N/A
Was a COC received?	✓		
Are sample IDs present?	✓		
Are sampling dates & times present?	✓		
Is a relinquished signature present?	✓		
Are the tests required clearly indicated on the COC?	✓		
Are custody seals present?		✓	
If custody seals are present, were they intact?			✓
Are all samples sealed in plastic bags? (Recommended for Microbiology samples)	✓		
Did all samples arrive intact? If no, indicate in Section 4 below.	✓		
Did all bottle labels agree with COC? (ID, dates and times)	✓	✓	
Were the samples collected in the correct containers for the required tests?	✓		
Are the containers labeled with the correct preservatives?	✓		
Is there headspace in the VOA vials greater than 5-6 mm in diameter?			✓
Was a sufficient amount of sample submitted for the requested tests?	✓		

Section 5 Explanations/Comments

Sampling times on the containers for samples 001, "SMBRP-9", and 002 "MCWPAMW09" are switched from what they are on the COC. We labeled according to sample ID. - Geena Sylvestri 11/11/21

Section 6

For discrepancies, how was the Project Manager notified? ☐ Verbal PM Initials: _____ Date/Time _____

☑ Email (email sent to/on): RKC / 11/11/21

Project Manager's response:

Completed By: _____ Date: 11/11/21

ENTHALPY ANALYTICAL

Analysis Results for 453522

Kiernan Brtalik
Rincon Consultants - Ventura
180 North Ashwood Ave.
Ventura, CA 93003

Lab Job #: 453522
Project No: MALIBU
Location: Malibu-Q4
Date Received: 11/11/21

Sample ID: SMBRP-9 **Lab ID: 453522-001** **Collected: 11/11/21 12:30**
Matrix: Water

453522-001 Analyte	Result	Qual	Units	RL	MDL	DF	Batch	Prepared	Analyzed	Chemist
Method: EPA 1664A Prep Method: METHOD										
Total Oil and Grease	**3.2**	J	mg/L	5.9	1.6	1.2	278251	11/16/21	11/17/21	ECC
Method: EPA 200.7 Prep Method: EPA 200.7										
Boron	**0.97**		mg/L	0.050	0.0080	1	277918	11/12/21	11/18/21	KLN
Method: EPA 300.0 Prep Method: METHOD										
Chloride	**1,500**		mg/L	100	10	20	278224	11/17/21 10:00	11/17/21 14:58	CSC
Nitrogen, Nitrite	ND		mg/L	0.10	0.01	1	277801	11/11/21 18:00	11/11/21 19:06	JCP
Nitrogen, Nitrate	ND		mg/L	0.10	0.05	1	277801	11/11/21 18:00	11/11/21 19:06	JCP
Sulfate	**690**		mg/L	20	5.0	20	278224	11/17/21 10:00	11/17/21 14:58	CSC
Method: EPA 351.2 Prep Method: METHOD										
Nitrogen, Total Kjeldahl	**3.2**		mg/L	0.40	0.030	1	278201	11/17/21	11/17/21	ATP
Method: ORGANIC NITROGEN										
Organic Nitrogen as N	**0.30**		mg/L			1	278371	11/18/21	11/18/21	SLL
Method: SM 2150B										
Odor	ND		TON	1.0		1	277885	11/11/21 18:54	11/11/21 18:54	WWC
Method: SM 4500-CL-G										
Chlorine, Total Residual	ND	H	mg/L	0.10	0.042	1	277883	11/11/21 17:53	11/11/21 17:53	WWC
Method: SM 4500-H+ B										
pH	**7.07**	H	SU			1	277850	11/12/21 11:05	11/12/21 11:05	WWC
Temperature	**23.60**	H	deg C	1.00		1	277850	11/12/21 11:05	11/12/21 11:05	WWC
Method: SM 4500-NH3-G										
Ammonia-N	**2.9**		mg/L	0.10	0.010	1	278145	11/16/21	11/16/21	ATP
Method: SM 4500-P-B5-E										
Phosphorus	**0.16**		mg/L	0.020	0.010	1	278346	11/18/21	11/18/21	ATP
Method: SM 5310B										

Results for any subcontracted analyses are not included in this section.

ENTHALPY ANALYTICAL

Analysis Results for 453522

453522-001 Analyte	Result	Qual	Units	RL	MDL	DF	Batch	Prepared	Analyzed	Chemist
Total Organic Carbon	**3.0**		mg/L	1.0	0.18	1	278191	11/16/21	11/17/21	ATP
Method: SM 9223Bb										
Fecal Coliform	<1.0		MPN/100ml	1.0		1	277873	11/11/21 16:35	11/12/21 15:00	CCO
Coliform, Total	<1.0		MPN/100ml	1.0		1	277873	11/11/21 16:35	11/12/21 15:00	CCO
Method: SM2120B										
Color	ND		ColorUnits	5		1	277884	11/11/21 18:54	11/11/21 18:54	WWC
Method: SM2130B										
Turbidity	**4.2**		NTU	0.10	0.07	1	277877	11/11/21 16:54	11/11/21 16:54	LVL
Method: SM2540C Prep Method: METHOD										
Total Dissolved Solids	**3,400**		mg/L	20		2	278008	11/13/21	11/14/21	WWC
Method: SM2540D Prep Method: METHOD										
Total Suspended Solids	**4.6**		mg/L	0.6		1.1	278052	11/12/21	11/12/21	ATP
Method: SM5210B Prep Method: METHOD										
Biochemical Oxygen Demand	ND		mg/L	3.0		1	277946	11/12/21 09:45	11/17/21 09:45	MMP
Method: SM5540C										
Surfactants (MBAS)	ND		mg/L	0.040	0.027	1	277984	11/12/21 17:00	11/12/21 20:03	ECC
Method: TOTAL NITROGEN										
Total Nitrogen	**3.2**		mg/L			1	278349	11/18/21	11/18/21	SLL

Results for any subcontracted analyses are not included in this section.

ENTHALPY ANALYTICAL

Analysis Results for 453522

Sample ID: MCWP-MW09	Lab ID: 453522-002	Collected: 11/11/21 10:50
	Matrix: Water	

453522-002 Analyte	Result	Qual	Units	RL	MDL	DF	Batch	Prepared	Analyzed	Chemist
Method: EPA 1664A Prep Method: METHOD										
Total Oil and Grease	ND		mg/L	5.6	1.6	1.1	278252	11/16/21	11/17/21	ECC
Method: EPA 200.7 Prep Method: EPA 200.7										
Boron	**0.66**		mg/L	0.050	0.0080	1	277918	11/12/21	11/18/21	KLN
Method: EPA 300.0 Prep Method: METHOD										
Chloride	**160**		mg/L	5.0	0.50	1	277801	11/11/21 18:00	11/11/21 19:27	JCP
Nitrogen, Nitrite	ND		mg/L	0.10	0.01	1	277801	11/11/21 18:00	11/11/21 19:27	JCP
Nitrogen, Nitrate	**9.3**		mg/L	0.10	0.05	1	277801	11/11/21 18:00	11/11/21 19:27	JCP
Sulfate	**220**		mg/L	5.0	1.3	5	278224	11/17/21 10:00	11/17/21 15:19	CSC
Method: EPA 351.2 Prep Method: METHOD										
Nitrogen, Total Kjeldahl	**0.23**	J	mg/L	0.40	0.030	1	278201	11/17/21	11/17/21	ATP
Method: ORGANIC NITROGEN										
Organic Nitrogen as N	**0.19**		mg/L			1	278371	11/18/21	11/18/21	SLL
Method: SM 2150B										
Odor	ND		TON	1.0		1	277885	11/11/21 18:54	11/11/21 18:54	WWC
Method: SM 4500-CL-G										
Chlorine, Total Residual	ND	H	mg/L	0.10	0.042	1	277883	11/11/21 17:53	11/11/21 17:53	WWC
Method: SM 4500-H+ B										
pH	**7.16**	H	SU			1	277850	11/12/21 11:05	11/12/21 11:05	WWC
Temperature	**23.60**	H	deg C	1.00		1	277850	11/12/21 11:05	11/12/21 11:05	WWC
Method: SM 4500-NH3-G										
Ammonia-N	**0.038**	J	mg/L	0.10	0.010	1	278145	11/16/21	11/16/21	ATP
Method: SM 4500-P-B5-E										
Phosphorus	**0.20**		mg/L	0.020	0.010	1	278346	11/18/21	11/18/21	ATP
Method: SM 5310B										
Total Organic Carbon	**2.8**		mg/L	1.0	0.18	1	278191	11/16/21	11/17/21	ATP
Method: SM 9223Bb										
Fecal Coliform	**1.0**		MPN/100ml	1.0		1	277873	11/11/21 16:35	11/12/21 15:00	CCO

Results for any subcontracted analyses are not included in this section.

ENTHALPY ANALYTICAL

Analysis Results for 453522

453522-002 Analyte	Result	Qual	Units	RL	MDL	DF	Batch	Prepared	Analyzed	Chemist
Coliform, Total	**2.0**		MPN/100ml	1.0		1	277873	11/11/21 16:35	11/12/21 15:00	CCO
Method: SM2120B										
Color	ND		ColorUnits	5		1	277884	11/11/21 18:54	11/11/21 18:54	WWC
Method: SM2130B										
Turbidity	**74**		NTU	0.10	0.07	1	277877	11/11/21 16:54	11/11/21 16:54	LVL
Method: SM2540C Prep Method: METHOD										
Total Dissolved Solids	**1,400**		mg/L	20		2	278008	11/13/21	11/14/21	WWC
Method: SM2540D Prep Method: METHOD										
Total Suspended Solids	**120**		mg/L	1.0		2	278052	11/12/21	11/12/21	ATP
Method: SM5210B Prep Method: METHOD										
Biochemical Oxygen Demand	ND		mg/L	3.0		1	277946	11/12/21 09:48	11/17/21 09:45	MMP
Method: SM5540C										
Surfactants (MBAS)	**0.052**		mg/L	0.040	0.027	1	277984	11/12/21 17:00	11/12/21 20:03	ECC
Method: TOTAL NITROGEN										
Total Nitrogen	**9.5**		mg/L			1	278349	11/18/21	11/18/21	SLL

Results for any subcontracted analyses are not included in this section.

ENTHALPY ANALYTICAL

Analysis Results for 453522

Sample ID: SMBRP-12	Lab ID: 453522-003	Collected: 11/11/21 10:15
	Matrix: Water	

453522-003 Analyte	Result	Qual	Units	RL	MDL	DF	Batch	Prepared	Analyzed	Chemist
Method: EPA 1664A Prep Method: METHOD										
Total Oil and Grease	ND		mg/L	5.6	1.6	1.1	278252	11/16/21	11/17/21	ECC
Method: EPA 200.7 Prep Method: EPA 200.7										
Boron	**0.87**		mg/L	0.050	0.0080	1	277918	11/12/21	11/18/21	KLN
Method: EPA 300.0 Prep Method: METHOD										
Chloride	**870**		mg/L	50	5.0	10	278224	11/17/21 10:00	11/17/21 15:40	CSC
Nitrogen, Nitrite	ND		mg/L	0.10	0.01	1	277801	11/11/21 18:00	11/11/21 19:48	JCP
Nitrogen, Nitrate	**0.13**		mg/L	0.10	0.05	1	277801	11/11/21 18:00	11/11/21 19:48	JCP
Sulfate	**430**		mg/L	10	2.5	10	278224	11/17/21 10:00	11/17/21 15:40	CSC
Method: EPA 351.2 Prep Method: METHOD										
Nitrogen, Total Kjeldahl	**5.3**		mg/L	0.40	0.030	1	278201	11/17/21	11/17/21	ATP
Method: ORGANIC NITROGEN										
Organic Nitrogen as N	**0.60**		mg/L			1	278371	11/18/21	11/18/21	SLL
Method: SM 2150B										
Odor	ND		TON	1.0		1	277885	11/11/21 18:54	11/11/21 18:54	WWC
Method: SM 4500-CL-G										
Chlorine, Total Residual	ND	H	mg/L	0.10	0.042	1	277883	11/11/21 17:53	11/11/21 17:53	WWC
Method: SM 4500-H+ B										
pH	**6.96**	H	SU			1	277850	11/12/21 11:05	11/12/21 11:05	WWC
Temperature	**23.50**	H	deg C	1.00		1	277850	11/12/21 11:05	11/12/21 11:05	WWC
Method: SM 4500-NH3-G										
Ammonia-N	**4.7**		mg/L	0.20	0.020	2	278145	11/16/21	11/16/21	ATP
Method: SM 4500-P-B5-E										
Phosphorus	**0.74**		mg/L	0.020	0.010	1	278346	11/18/21	11/18/21	ATP
Method: SM 5310B										
Total Organic Carbon	**6.8**		mg/L	1.0	0.18	1	278191	11/16/21	11/17/21	ATP
Method: SM 9223Bb										
Fecal Coliform	**200**		MPN/100ml	1.0		1	277873	11/11/21 16:35	11/12/21 15:00	CCO

Results for any subcontracted analyses are not included in this section.

ENTHALPY ANALYTICAL

Analysis Results for 453522

453522-003 Analyte	Result	Qual	Units	RL	MDL	DF	Batch	Prepared	Analyzed	Chemist
Coliform, Total	**920**		MPN/100ml	1.0		1	277873	11/11/21 16:35	11/12/21 15:00	CCO
Method: SM2120B										
Color	ND		ColorUnits	5		1	277884	11/11/21 18:54	11/11/21 18:54	WWC
Method: SM2130B										
Turbidity	**48**		NTU	0.10	0.07	1	277877	11/11/21 16:54	11/11/21 16:54	LVL
Method: SM2540C Prep Method: METHOD										
Total Dissolved Solids	**3,100**		mg/L	20		2	278008	11/13/21	11/14/21	WWC
Method: SM2540D Prep Method: METHOD										
Total Suspended Solids	**90**		mg/L	1.0		2	278052	11/12/21	11/12/21	ATP
Method: SM5210B Prep Method: METHOD										
Biochemical Oxygen Demand	**7.8**		mg/L	3.0		1	277946	11/12/21 09:49	11/17/21 09:45	MMP
Method: SM5540C										
Surfactants (MBAS)	**0.11**		mg/L	0.040	0.027	1	277984	11/12/21 17:00	11/12/21 20:03	ECC
Method: TOTAL NITROGEN										
Total Nitrogen	**5.4**		mg/L			1	278349	11/18/21	11/18/21	SLL

< Value is less than indicated concentration
H Holding time was exceeded
J Estimated value
ND Not Detected

Results for any subcontracted analyses are not included in this section.

ENTHALPY ANALYTICAL

Batch QC

Type: Blank	**Lab ID: QC954909**	**Batch: 277801**
Matrix: Water	**Method: EPA 300.0**	**Prep Method: METHOD**

QC954909 Analyte	Result	Qual	Units	RL	MDL	Prepared	Analyzed
Chloride	ND		mg/L	5.0	0.50	11/11/21 09:00	11/11/21 17:02
Nitrogen, Nitrite	ND		mg/L	0.10	0.01	11/11/21 09:00	11/11/21 17:02
Nitrogen, Nitrate	ND		mg/L	0.10	0.05	11/11/21 09:00	11/11/21 17:02

Type: Lab Control Sample	**Lab ID: QC954910**	**Batch: 277801**
Matrix: Water	**Method: EPA 300.0**	**Prep Method: METHOD**

QC954910 Analyte	Result	Spiked	Units	Recovery	Qual	Limits
Chloride	101.1	100.0	mg/L	101%		90-110
Nitrogen, Nitrite	9.117	9.134	mg/L	100%		90-110
Nitrogen, Nitrate	9.098	9.036	mg/L	101%		90-110

Type: Matrix Spike	**Lab ID: QC954975**	**Batch: 277801**
Matrix (Source ID): Water (453476-004)	**Method: EPA 300.0**	**Prep Method: METHOD**

QC954975 Analyte	Result	Source Sample Result	Spiked	Units	Recovery	Qual	Limits	DF
Chloride	120.6	16.97	100.0	mg/L	104%		80-120	1
Nitrogen, Nitrite	9.674	ND	9.134	mg/L	106%		80-120	1
Nitrogen, Nitrate	13.15	3.951	9.036	mg/L	102%		80-120	1

Type: Matrix Spike Duplicate	**Lab ID: QC954976**	**Batch: 277801**
Matrix (Source ID): Water (453476-004)	**Method: EPA 300.0**	**Prep Method: METHOD**

QC954976 Analyte	Result	Source Sample Result	Spiked	Units	Recovery	Qual	Limits	RPD	RPD Lim	DF
Chloride	122.3	16.97	100.0	mg/L	105%		80-120	1	20	1
Nitrogen, Nitrite	9.939	ND	9.134	mg/L	109%		80-120	3	20	1
Nitrogen, Nitrate	13.37	3.951	9.036	mg/L	104%		80-120	2	20	1

Type: Matrix Spike	**Lab ID: QC954977**	**Batch: 277801**
Matrix (Source ID): Water (453476-006)	**Method: EPA 300.0**	**Prep Method: METHOD**

QC954977 Analyte	Result	Source Sample Result	Spiked	Units	Recovery	Qual	Limits	DF
Chloride	118.1	14.46	100.0	mg/L	104%		80-120	1
Nitrogen, Nitrite	9.845	ND	9.134	mg/L	108%		80-120	1
Nitrogen, Nitrate	15.68	6.703	9.036	mg/L	99%		80-120	1

Batch QC

Type: Matrix Spike Duplicate	Lab ID: QC954978	Batch: 277801
Matrix (Source ID): Water (453476-006)	Method: EPA 300.0	Prep Method: METHOD

QC954978 Analyte	Result	Source Sample Result	Spiked	Units	Recovery	Qual	Limits	RPD	RPD Lim	DF
Chloride	119.0	14.46	100.0	mg/L	104%		80-120	1	20	1
Nitrogen, Nitrite	9.890	ND	9.134	mg/L	108%		80-120	0	20	1
Nitrogen, Nitrate	15.78	6.703	9.036	mg/L	100%		80-120	1	20	1

Type: Sample Duplicate	Lab ID: QC955017	Batch: 277850
Matrix (Source ID): Water (453445-001)	Method: SM 4500-H+ B	

QC955017 Analyte	Result	Source Sample Result	Units	Qual	RPD	RPD Lim	DF
pH	7.480	7.390	SU		1	20	1
Temperature	23.70	23.50	deg C		1	20	1

Type: Sample Duplicate	Lab ID: QC955090	Batch: 277877
Matrix (Source ID): Water (453445-001)	Method: SM2130B	

QC955090 Analyte	Result	Source Sample Result	Units	Qual	RPD	RPD Lim	DF
Turbidity	3.480	3.550	NTU		2	20	1

Type: Blank	Lab ID: QC955098	Batch: 277883
Matrix: Water	Method: SM 4500-CL-G	

QC955098 Analyte	Result	Qual	Units	RL	MDL	Prepared	Analyzed
Chlorine, Total Residual	ND		mg/L	0.10	0.042	11/11/21 17:53	11/11/21 17:53

Type: Lab Control Sample	Lab ID: QC955099	Batch: 277883
Matrix: Water	Method: SM 4500-CL-G	

QC955099 Analyte	Result	Spiked	Units	Recovery	Qual	Limits
Chlorine, Total Residual	0.9940	1.000	mg/L	99%		80-120

ENTHALPY ANALYTICAL

Batch QC

Type:	**Sample Duplicate**	**Lab ID:**	**QC955100**	**Batch:**	**277883**
Matrix (Source ID):	**Water (453445-002)**	**Method:**	**SM 4500-CL-G**		

QC955100 Analyte	Result	Source Sample Result	Units	Qual	RPD	RPD Lim	DF
Chlorine, Total Residual	ND	ND	mg/L			20	1

Type:	**Sample Duplicate**	**Lab ID:**	**QC955101**	**Batch:**	**277884**
Matrix (Source ID):	**Sea Water (453516-001)**	**Method:**	**SM2120B**		

QC955101 Analyte	Result	Source Sample Result	Units	Qual	RPD	RPD Lim	DF
Color	ND	ND	ColorUnits			20	1

Type:	**Sample Duplicate**	**Lab ID:**	**QC955102**	**Batch:**	**277885**
Matrix (Source ID):	**Sea Water (453516-001)**	**Method:**	**SM 2150B**		

QC955102 Analyte	Result	Source Sample Result	Units	Qual	RPD	RPD Lim	DF
Odor	ND	ND	TON			20	1

Type:	**Blank**	**Lab ID:**	**QC956272**	**Batch:**	**277918**
Matrix:	**Water**	**Method:**	**EPA 200.7**	**Prep Method:**	**EPA 200.7**

QC956272 Analyte	Result	Qual	Units	RL	MDL	Prepared	Analyzed
Boron	ND		mg/L	0.050	0.0080	11/12/21	11/18/21

Type:	**Lab Control Sample**	**Lab ID:**	**QC956273**	**Batch:**	**277918**
Matrix:	**Water**	**Method:**	**EPA 200.7**	**Prep Method:**	**EPA 200.7**

QC956273 Analyte	Result	Spiked	Units	Recovery	Qual	Limits
Boron	0.5466	0.5000	mg/L	109%		85-115

Type:	**Matrix Spike**	**Lab ID:**	**QC956274**	**Batch:**	**277918**
Matrix (Source ID):	**Water (453456-001)**	**Method:**	**EPA 200.7**	**Prep Method:**	**EPA 200.7**

QC956274 Analyte	Result	Source Sample Result	Spiked	Units	Recovery	Qual	Limits	DF
Boron	6.825	6.185	0.5000	mg/L	128%	NM	75-125	1

ENTHALPY ANALYTICAL

Batch QC

Type:	Matrix Spike Duplicate	Lab ID:	QC956275	Batch:	277918
Matrix (Source ID):	Water (453456-001)	Method:	EPA 200.7	Prep Method:	EPA 200.7

QC956275 Analyte	Result	Source Sample Result	Spiked	Units	Recovery	Qual	Limits	RPD	RPD Lim	DF
Boron	6.893	6.185	0.5000	mg/L	141%	NM	75-125	1	20	1

Type:	Blank	Lab ID:	QC955368	Batch:	277946
Matrix:	Water	Method:	SM5210B	Prep Method:	METHOD

QC955368 Analyte	Result	Qual	Units	RL	MDL	Prepared	Analyzed
Biochemical Oxygen Demand	ND		mg/L	3.0		11/12/21 09:35	11/17/21 09:45

Type:	Lab Control Sample	Lab ID:	QC955369	Batch:	277946
Matrix:	Water	Method:	SM5210B	Prep Method:	METHOD

QC955369 Analyte	Result	Spiked	Units	Recovery	Qual	Limits
Biochemical Oxygen Demand	216.0	198.0	mg/L	109%		84.6-115.4

Type:	Blank	Lab ID:	QC955381	Batch:	277984
Matrix:	Water	Method:	SM5540C		

QC955381 Analyte	Result	Qual	Units	RL	MDL	Prepared	Analyzed
Surfactants (MBAS)	ND		mg/L	0.040	0.027	11/12/21 17:00	11/12/21 20:03

Type:	Lab Control Sample	Lab ID:	QC955382	Batch:	277984
Matrix:	Water	Method:	SM5540C		

QC955382 Analyte	Result	Spiked	Units	Recovery	Qual	Limits
Surfactants (MBAS)	1.008	1.000	mg/L	101%		90-110

Type:	Matrix Spike	Lab ID:	QC955383	Batch:	277984
Matrix (Source ID):	Water (453522-001)	Method:	SM5540C		

QC955383 Analyte	Result	Source Sample Result	Spiked	Units	Recovery	Qual	Limits	DF
Surfactants (MBAS)	1.050	ND	1.000	mg/L	103%		80-120	1

ENTHALPY ANALYTICAL

Batch QC

Type:	**Matrix Spike Duplicate**	**Lab ID:**	**QC955384**
Matrix (Source ID):	**Water (453522-001)**	**Method:**	**SM5540C**

Batch: 277984

QC955384 Analyte	Result	Source Sample Result	Spiked	Units	Recovery	Qual	Limits	RPD	RPD Lim	DF
Surfactants (MBAS)	1.062	ND	1.000	mg/L	105%		80-120	1	20	1

Type:	**Blank**	**Lab ID:**	**QC955448**
Matrix:	**Sea Water**	**Method:**	**SM2540C**

Batch: 278008
Prep Method: METHOD

QC955448 Analyte	Result	Qual	Units	RL	MDL	Prepared	Analyzed
Total Dissolved Solids	ND		mg/L	10		11/13/21	11/14/21

Type:	**Lab Control Sample**	**Lab ID:**	**QC955449**
Matrix:	**Sea Water**	**Method:**	**SM2540C**

Batch: 278008
Prep Method: METHOD

QC955449 Analyte	Result	Spiked	Units	Recovery	Qual	Limits
Total Dissolved Solids	100.0	100.0	mg/L	100%		90-110

Type:	**Sample Duplicate**	**Lab ID:**	**QC955450**
Matrix (Source ID):	**Sea Water (453583-001)**	**Method:**	**SM2540C**

Batch: 278008
Prep Method: METHOD

QC955450 Analyte	Result	Source Sample Result	Units	Qual	RPD	RPD Lim	DF
Total Dissolved Solids	35,060	35680	mg/L		2	5	10

Type:	**Blank**	**Lab ID:**	**QC955595**
Matrix:	**Sea Water**	**Method:**	**SM2540D**

Batch: 278052
Prep Method: METHOD

QC955595 Analyte	Result	Qual	Units	RL	MDL	Prepared	Analyzed
Total Suspended Solids	ND		mg/L	0.5		11/12/21	11/12/21

Type:	**Sample Duplicate**	**Lab ID:**	**QC955596**
Matrix (Source ID):	**Water (453496-001)**	**Method:**	**SM2540D**

Batch: 278052
Prep Method: METHOD

QC955596 Analyte	Result	Source Sample Result	Units	Qual	RPD	RPD Lim	DF
Total Suspended Solids	947.5	945.0	mg/L		0	5	25

ENTHALPY ANALYTICAL

Batch QC

Type: Blank **Lab ID: QC955856** **Batch: 278145**
Matrix: Water **Method: SM 4500-NH3-G**

QC955856 Analyte	Result	Qual	Units	RL	MDL	Prepared	Analyzed
Ammonia-N	ND		mg/L	0.10	0.010	11/16/21	11/16/21

Type: Lab Control Sample **Lab ID: QC955857** **Batch: 278145**
Matrix: Water **Method: SM 4500-NH3-G**

QC955857 Analyte	Result	Spiked	Units	Recovery	Qual	Limits
Ammonia-N	2.637	2.500	mg/L	105%		80-120

Type: Matrix Spike **Lab ID: QC955858** **Batch: 278145**
Matrix (Source ID): Water (453509-001) **Method: SM 4500-NH3-G**

QC955858 Analyte	Result	Source Sample Result	Spiked	Units	Recovery	Qual	Limits	DF
Ammonia-N	28.19	2.120	25.00	mg/L	104%		80-120	10

Type: Matrix Spike Duplicate **Lab ID: QC955859** **Batch: 278145**
Matrix (Source ID): Water (453509-001) **Method: SM 4500-NH3-G**

QC955859 Analyte	Result	Source Sample Result	Spiked	Units	Recovery	Qual	Limits	RPD	RPD Lim	DF
Ammonia-N	28.53	2.120	25.00	mg/L	106%		80-120	1	20	10

Type: Blank **Lab ID: QC956017** **Batch: 278191**
Matrix: Water **Method: SM 5310B**

QC956017 Analyte	Result	Qual	Units	RL	MDL	Prepared	Analyzed
Total Organic Carbon	ND		mg/L	1.0	0.18	11/16/21	11/16/21

Type: Lab Control Sample **Lab ID: QC956018** **Batch: 278191**
Matrix: Water **Method: SM 5310B**

QC956018 Analyte	Result	Spiked	Units	Recovery	Qual	Limits
Total Organic Carbon	9.946	10.00	mg/L	99%		80-120

ENTHALPY ANALYTICAL

Batch QC

Type:	**Matrix Spike**	**Lab ID:**	**QC956019**
Matrix (Source ID):	**Sea Water (453635-001)**	**Method:**	**SM 5310B**
		Batch:	**278191**

QC956019 Analyte	Result	Source Sample Result	Spiked	Units	Recovery	Qual	Limits	DF
Total Organic Carbon	80.68	2.160	80.00	mg/L	98%		80-120	8

Type:	**Matrix Spike Duplicate**	**Lab ID:**	**QC956020**
Matrix (Source ID):	**Sea Water (453635-001)**	**Method:**	**SM 5310B**
		Batch:	**278191**

QC956020 Analyte	Result	Source Sample Result	Spiked	Units	Recovery	Qual	Limits	RPD	RPD Lim	DF
Total Organic Carbon	82.92	2.160	80.00	mg/L	101%		80-120	3	20	8

Type:	**Blank**	**Lab ID:**	**QC956056**
Matrix:	**Water**	**Method:**	**EPA 351.2**
		Batch:	**278201**
		Prep Method:	**METHOD**

QC956056 Analyte	Result	Qual	Units	RL	MDL	Prepared	Analyzed
Nitrogen, Total Kjeldahl	ND		mg/L	0.20	0.015	11/17/21	11/17/21

Type:	**Lab Control Sample**	**Lab ID:**	**QC956057**
Matrix:	**Water**	**Method:**	**EPA 351.2**
		Batch:	**278201**
		Prep Method:	**METHOD**

QC956057 Analyte	Result	Spiked	Units	Recovery	Qual	Limits
Nitrogen, Total Kjeldahl	2.386	2.500	mg/L	95%		90-110

Type:	**Matrix Spike**	**Lab ID:**	**QC956058**
Matrix (Source ID):	**Water (453522-001)**	**Method:**	**EPA 351.2**
		Batch:	**278201**
		Prep Method:	**METHOD**

QC956058 Analyte	Result	Source Sample Result	Spiked	Units	Recovery	Qual	Limits	DF
Nitrogen, Total Kjeldahl	15.91	3.208	12.50	mg/L	102%		90-110	2.5

Type:	**Matrix Spike Duplicate**	**Lab ID:**	**QC956059**
Matrix (Source ID):	**Water (453522-001)**	**Method:**	**EPA 351.2**
		Batch:	**278201**
		Prep Method:	**METHOD**

QC956059 Analyte	Result	Source Sample Result	Spiked	Units	Recovery	Qual	Limits	RPD	RPD Lim	DF
Nitrogen, Total Kjeldahl	15.37	3.208	12.50	mg/L	97%		90-110	3	20	2.5

ENTHALPY ANALYTICAL

Batch QC

Type: Blank	**Lab ID:** QC956112	**Batch:** 278224
Matrix: Water	**Method:** EPA 300.0	**Prep Method:** METHOD

QC956112 Analyte	Result	Qual	Units	RL	MDL	Prepared	Analyzed
Chloride	ND		mg/L	5.0	0.50	11/17/21 10:00	11/17/21 12:31
Sulfate	ND		mg/L	1.0	0.25	11/17/21 10:00	11/17/21 12:31

Type: Lab Control Sample	**Lab ID:** QC956113	**Batch:** 278224
Matrix: Water	**Method:** EPA 300.0	**Prep Method:** METHOD

QC956113 Analyte	Result	Spiked	Units	Recovery	Qual	Limits
Chloride	105.8	100.0	mg/L	106%		90-110
Sulfate	49.34	50.00	mg/L	99%		90-110

Type: Matrix Spike	**Lab ID:** QC956114	**Batch:** 278224
Matrix (Source ID): Water (453185-004)	**Method:** EPA 300.0	**Prep Method:** METHOD

QC956114 Analyte	Result	Source Sample Result	Spiked	Units	Recovery	Qual	Limits	DF
Chloride	321.1	223.4	100.0	mg/L	98%		80-120	5
Sulfate	197.8	153.9	50.00	mg/L	88%		80-120	5

Type: Matrix Spike Duplicate	**Lab ID:** QC956115	**Batch:** 278224
Matrix (Source ID): Water (453185-004)	**Method:** EPA 300.0	**Prep Method:** METHOD

QC956115 Analyte	Result	Source Sample Result	Spiked	Units	Recovery	Qual	Limits	RPD	RPD Lim	DF
Chloride	340.4	223.4	100.0	mg/L	117%		80-120	6	20	5
Sulfate	205.9	153.9	50.00	mg/L	104%		80-120	4	20	5

Type: Blank	**Lab ID:** QC956161	**Batch:** 278251
Matrix: Water	**Method:** EPA 1664A	**Prep Method:** METHOD

QC956161 Analyte	Result	Qual	Units	RL	MDL	Prepared	Analyzed
Total Oil and Grease	ND		mg/L	5.0	1.4	11/16/21	11/17/21

Type: Lab Control Sample	**Lab ID:** QC956162	**Batch:** 278251
Matrix: Water	**Method:** EPA 1664A	**Prep Method:** METHOD

QC956162 Analyte	Result	Spiked	Units	Recovery	Qual	Limits
Total Oil and Grease	35.70	40.00	mg/L	89%		78-114

ENTHALPY ANALYTICAL

Batch QC

Type: Lab Control Sample Duplicate	Lab ID: QC956163	Batch: 278251
Matrix: Water	Method: EPA 1664A	Prep Method: METHOD

QC956163 Analyte	Result	Spiked	Units	Recovery	Qual	Limits	RPD	RPD Lim
Total Oil and Grease	37.00	40.00	mg/L	93%		78-114	4	18

Type: Blank	Lab ID: QC956164	Batch: 278252
Matrix: Water	Method: EPA 1664A	Prep Method: METHOD

QC956164 Analyte	Result	Qual	Units	RL	MDL	Prepared	Analyzed
Total Oil and Grease	ND		mg/L	5.0	1.4	11/16/21	11/17/21

Type: Lab Control Sample	Lab ID: QC956165	Batch: 278252
Matrix: Water	Method: EPA 1664A	Prep Method: METHOD

QC956165 Analyte	Result	Spiked	Units	Recovery	Qual	Limits
Total Oil and Grease	35.40	40.00	mg/L	89%		78-114

Type: Lab Control Sample Duplicate	Lab ID: QC956166	Batch: 278252
Matrix: Water	Method: EPA 1664A	Prep Method: METHOD

QC956166 Analyte	Result	Spiked	Units	Recovery	Qual	Limits	RPD	RPD Lim
Total Oil and Grease	37.90	40.00	mg/L	95%		78-114	7	18

Type: Blank	Lab ID: QC956492	Batch: 278346
Matrix: Water	Method: SM 4500-P-B5-E	

QC956492 Analyte	Result	Qual	Units	RL	MDL	Prepared	Analyzed
Phosphorus	ND		mg/L	0.020	0.010	11/18/21	11/18/21

Type: Lab Control Sample	Lab ID: QC956493	Batch: 278346
Matrix: Water	Method: SM 4500-P-B5-E	

QC956493 Analyte	Result	Spiked	Units	Recovery	Qual	Limits
Phosphorus	0.4150	0.4000	mg/L	104%		80-120

Batch QC

Type:	**Matrix Spike**	**Lab ID:**	**QC956494**	**Batch:**	**278346**
Matrix (Source ID):	**Water (453461-010)**	**Method:**	**SM 4500-P-B5-E**		

QC956494 Analyte	Result	Source Sample Result	Spiked	Units	Recovery	Qual	Limits	DF
Phosphorus	1.250	0.2350	1.000	mg/L	102%		75-125	2.5

Type:	**Matrix Spike Duplicate**	**Lab ID:**	**QC956495**	**Batch:**	**278346**
Matrix (Source ID):	**Water (453461-010)**	**Method:**	**SM 4500-P-B5-E**		

QC956495 Analyte	Result	Source Sample Result	Spiked	Units	Recovery	Qual	Limits	RPD	RPD Lim	DF
Phosphorus	1.250	0.2350	1.000	mg/L	102%		75-125	0	20	2.5

ND Not Detected
NM Not Meaningful

			ACCREDITED FIELD OF TESTING (FOT)																												
LABORATORY	**ELAP**	**EXPIRES**	**101**	**102**	**103**	**104**	**105**	**106**	**107**	**108**	**109**	**110**	**111**	**112**	**113**	**114**	**115**	**116**	**117**	**118**	**119**	**120**	**121**	**122**	**123**	**124**	**125**	**126**	**127**	**128**	**129**
AmeriSci	2508	11/30/2023																					X								
Babcock Laboratories	2598	05/31/2022	X	X	X	X	X	X	X	X	X	X	X			X	X	X	X			X						X			
CERES Analytical Laboratory	2933	04/30/2022					X						X						X												
Enthalpy Analytical	2896	09/30/2022		X						X	X	X	X			X	X	X	X			X									
Eurofins Calscience	2944	09/30/2022		X	X	X				X	X	X	X			X	X	X	X		X	X									
Fruit Growers Laboratory	1573	07/31/2023	X	X	X	X	X	X	X	X	X	X	X			X	X	X	X									X			
LA Testing	1406	01/31/2022														X	X					X	X								
North Coast Laboratories	1247	07/31/2022	X	X	X	X	X		X	X	X	X	X			X	X	X	X												
Pace Analytical	2950	03/31/2022						X						X						X											
Pat-Chem Laboratories	1531	05/31/2022	X	X	X	X	X		X	X	X	X	X			X	X	X	X			X						X			
Weck Laboratories	1132	03/31/2022	X	X	X	X	X	X	X	X	X	X	X	X		X	X	X	X			X						X			

FOT KEY:

E101 - Microbiology of Drinking Water
E102 - Inorganic Chemistry of Drinking Water
E103 - Toxic Chemical Elements of Drinking Water
E104 - Volatile Organic Chemistry of Drinking Water
E105 - Semi-volatile Organic Chemistry of Drinking Water
E106 - Radiochemistry of Drinking Water
E107 - Microbiology of Wastewater
E108 - Inorganic Chemistry of Wastewater
E109 - Toxic Chemical Elements of Wastewater
E110 - Volatile Organic Chemistry of Wastewater
E111 - Semi-volatile Organic Chemistry of Wastewater
E112 - Radiochemistry of Wastewater
E113 - Whole Effluent Toxicity of Wastewater
E114 - Inorganic Chemistry & Toxic Chemical Elements of Hazardous Waste
E115 - Extraction Test of Hazardous Waste

E116 - Volatile Organic Chemistry of Hazardous Waste
E117 - Semi-volatile Organic Chemistry of Hazardous Waste
E118 - Radiochemistry of Hazardous Waste
E119 - Toxicity Bioassay of Hazardous Waste
E120 - Physical Properties of Hazardous Waste
E121 - Bulk Asbestos Analysis of Hazardous Waste
E122 - Microbiology of Food (under development)
E123 - Inorganic Chemistry and Toxic Chemical Elements of Pesticide Residues in Food (under development)
E124 - Organic Chemistry of Pesticide Residues in Food (measurements by MS techniques)
E125 - Organic Chemistry of Pesticide Residues in Food (excluding measurements by MS techniques)
E126 - Microbiology of Recreational Water
E127 - Shellfish Sanitation
E128 - Air Quality Monitoring (under development)
E129 - Parasites in Potable Water

CALIFORNIA STATE

ENVIRONMENTAL LABORATORY ACCREDITATION PROGRAM

Accredited Fields of Testing

America Science Team of Richmond, Inc. dba AmeriSci Richmond

13635 Genito Road

Midlothian, VA 23112

Phone: (804) 763-1200

Certificate No. **2508 RECIPROCITY**

Expiration Date **6/30/2021**

***As of 7/1/2020, this list supersedes all previous lists for this certificate number.**

Customers: Please verify the current accreditation standing with the State.

Field of Testing: 121 – Bulk Asbestos Analysis of Hazardous Waste

Subgroup Code	Analyte Code	Analyte	Method	Primary Accreditation Body
121.010	001	Bulk Asbestos	EPA 600/M4-82-020	NVLAP

CALIFORNIA STATE
ENVIRONMENTAL LABORATORY ACCREDITATION PROGRAM
Accredited Fields of Testing

Ceres Analytical Laboratory, Inc.

4919 Windplay Drive, Suite 1
El Dorado Hills, CA 95762
Phone: 9169325011

Certificate No. **3046**
Expiration Date **4/30/2021**

Field of Testing:	105 - Semi-volatile Organic Chemistry of Drinking Water		
105.230	000	Dioxins	EPA 1613 B
105.230	001	2,3,7,8-Tetrachlorodibenzo-p-dioxin (TCDD)	EPA 1613 B
105.230	002	2,3,7,8-Tetrachlorodibenzo-p-dioxin (TCDD) Screen	EPA 1613 B
Field of Testing:	111 - Semi-volatile Organic Chemistry of Wastewater		
111.111	000	Dioxins and Dibenzofurans	EPA 1613 B
Field of Testing:	117 - Semi-volatile Organic Chemistry of Hazardous Waste		
117.130	000	Dioxins and Dibenzofurans	EPA 8290

As of 5/15/2019 , this list supersedes all previous lists for this certificate number.
Customers: Please verify the current accreditation standing with the State.

CALIFORNIA
Water Boards
STATE WATER RESOURCES CONTROL BOARD
REGIONAL WATER QUALITY CONTROL BOARDS

CALIFORNIA STATE

ENVIRONMENTAL LABORATORY ACCREDITATION PROGRAM

CERTIFICATE OF ENVIRONMENTAL ACCREDITATION

Is hereby granted to

Enthalpy Analytical LLC

2323 Fifth Street

Berkeley, CA 94710

Scope of the certificate is limited to the
"Fields of Testing"
which accompany this Certificate.

Continued accredited status depends on successful completion of on-site inspection, proficiency testing studies, and payment of applicable fees.

This Certificate is granted in accordance with provisions of Section 100825, et seq. of the Health and Safety Code.

Certificate No.: **2896**

Expiration Date: **1/31/2021**

Effective Date: **2/1/2019**

Sacramento, California
subject to forfeiture or revocation

Christine Sotelo, Chief
Environmental Laboratory Accreditation Program

CALIFORNIA STATE
ENVIRONMENTAL LABORATORY ACCREDITATION PROGRAM
Accredited Fields of Testing

Enthalpy Analytical LLC

2323 Fifth Street
Berkeley, CA 94710
Phone: (510) 486-0900

Certificate No. **2896**
Expiration Date **1/31/2021**

Field of Testing: 102 - Inorganic Chemistry of Drinking Water

102.045	001	Perchlorate	EPA 314.0

Field of Testing: 108 - Inorganic Chemistry of Wastewater

108.112	002	Calcium	EPA 200.7
108.112	004	Magnesium	EPA 200.7
108.112	005	Potassium	EPA 200.7
108.112	007	Sodium	EPA 200.7
108.120	001	Chlorine, Total Residual	SM 4500-Cl C-2011
108.120	002	Chloride	EPA 300.0
108.120	003	Fluoride	EPA 300.0
108.120	008	Sulfate (as SO4)	EPA 300.0
108.120	012	Nitrate (as N)	EPA 300.0
108.120	014	Nitrite (as N)	EPA 300.0
108.360	001	Phenols, Total	EPA 420.1
108.381	001	Oil and Grease	EPA 1664 A
108.390	001	Turbidity	SM 2130 B-2001
108.410	001	Alkalinity	SM 2320 B-1997
108.420	001	Hardness (Calculation)	SM 2340 B-1997
108.430	001	Specific Conductance	SM 2510 B-1997
108.440	001	Residue, Total	SM 2540 B-1997
108.441	001	Residue, Filterable TDS	SM 2540 C-1997
108.442	001	Residue, Non-filterable TSS	SM 2540 D-1997
108.465	001	Chlorine, Total Residual	SM 4500-Cl G-2000
108.472	001	Cyanide, Total	SM 4500-CN E-1999
108.490	001	Hydrogen Ion (pH)	SM 4500-H+ B-2000
108.501	002	Kjeldahl Nitrogen,Total (as N)	SM 4500-NH3 C-1997
108.502	002	Ammonia (as N)	SM 4500-NH3 B,E-1997
108.540	001	Phosphate,Ortho (as P)	SM 4500-P E-1999
108.541	001	Phosphorus,Total	SM 4500-P E-1999
108.552	001	Silica, Dissolved	SM 4500-SiO2 C-1997
108.584	001	Sulfide (as S)	SM 4500-S D-2000
108.592	001	Biochemical Oxygen Demand	SM 5210 B -2001
108.595	001	Chemical Oxygen Demand	SM 5220 D-1997
108.597	001	Organic Carbon-Total (TOC)	SM 5310 C-2000

108.605	001	Surfactants	SM 5540 C-2000

Field of Testing: 109 - Toxic Chemical Elements of Wastewater

109.010	001	Aluminum	EPA 200.7
109.010	002	Antimony	EPA 200.7
109.010	003	Arsenic	EPA 200.7
109.010	004	Barium	EPA 200.7
109.010	005	Beryllium	EPA 200.7
109.010	006	Boron	EPA 200.7
109.010	007	Cadmium	EPA 200.7
109.010	009	Chromium	EPA 200.7
109.010	010	Cobalt	EPA 200.7
109.010	011	Copper	EPA 200.7
109.010	012	Iron	EPA 200.7
109.010	013	Lead	EPA 200.7
109.010	015	Manganese	EPA 200.7
109.010	016	Molybdenum	EPA 200.7
109.010	017	Nickel	EPA 200.7
109.010	019	Selenium	EPA 200.7
109.010	021	Silver	EPA 200.7
109.010	023	Thallium	EPA 200.7
109.010	024	Tin	EPA 200.7
109.010	025	Titanium	EPA 200.7
109.010	026	Vanadium	EPA 200.7
109.010	027	Zinc	EPA 200.7
109.020	001	Aluminum	EPA 200.8
109.020	002	Antimony	EPA 200.8
109.020	003	Arsenic	EPA 200.8
109.020	004	Barium	EPA 200.8
109.020	005	Beryllium	EPA 200.8
109.020	006	Cadmium	EPA 200.8
109.020	007	Chromium	EPA 200.8
109.020	008	Cobalt	EPA 200.8
109.020	009	Copper	EPA 200.8
109.020	010	Lead	EPA 200.8
109.020	011	Manganese	EPA 200.8
109.020	012	Molybdenum	EPA 200.8
109.020	013	Nickel	EPA 200.8
109.020	014	Selenium	EPA 200.8
109.020	015	Silver	EPA 200.8
109.020	016	Thallium	EPA 200.8
109.020	017	Vanadium	EPA 200.8
109.020	018	Zinc	EPA 200.8

109.190	001	Mercury	EPA 245.1	
Field of Testing: 110 - Volatile Organic Chemistry of Wastewater				
110.040	000	Purgeable Organic Compounds	EPA 624	
Field of Testing: 111 - Semi-volatile Organic Chemistry of Wastewater				
111.100	000	Base/Neutral & Acid Organics	EPA 625	
111.170	000	Organochlorine Pesticides and PCBs	EPA 608	
Field of Testing: 114 - Inorganic Chemistry of Hazardous Waste				
114.010	001	Antimony	EPA 6010 B	
114.010	002	Arsenic	EPA 6010 B	
114.010	003	Barium	EPA 6010 B	
114.010	004	Beryllium	EPA 6010 B	
114.010	005	Cadmium	EPA 6010 B	
114.010	006	Chromium	EPA 6010 B	
114.010	007	Cobalt	EPA 6010 B	
114.010	008	Copper	EPA 6010 B	
114.010	009	Lead	EPA 6010 B	
114.010	010	Molybdenum	EPA 6010 B	
114.010	011	Nickel	EPA 6010 B	
114.010	012	Selenium	EPA 6010 B	
114.010	013	Silver	EPA 6010 B	
114.010	014	Thallium	EPA 6010 B	
114.010	015	Vanadium	EPA 6010 B	
114.010	016	Zinc	EPA 6010 B	
114.020	001	Antimony	EPA 6020	
114.020	002	Arsenic	EPA 6020	
114.020	003	Barium	EPA 6020	
114.020	004	Beryllium	EPA 6020	
114.020	005	Cadmium	EPA 6020	
114.020	006	Chromium	EPA 6020	
114.020	007	Cobalt	EPA 6020	
114.020	008	Copper	EPA 6020	
114.020	009	Lead	EPA 6020	
114.020	010	Molybdenum	EPA 6020	
114.020	011	Nickel	EPA 6020	
114.020	012	Selenium	EPA 6020	
114.020	013	Silver	EPA 6020	
114.020	014	Thallium	EPA 6020	
114.020	015	Vanadium	EPA 6020	
114.020	016	Zinc	EPA 6020	
114.103	001	Chromium (VI)	EPA 7196 A	Aqueous Only
114.106	001	Chromium (VI)	EPA 7199	Aqueous Only
114.140	001	Mercury	EPA 7470 A	Aqueous Only

114.141	001	Mercury	EPA 7471 A	
114.222	001	Cyanide, Total	EPA 9014	
114.230	001	Sulfides, Total	EPA 9034	Interim
114.240	001	Corrosivity - pH Determination	EPA 9040 B	Interim
114.241	001	Corrosivity - pH Determination	EPA 9045 C	
114.250	001	Fluoride	EPA 9056	Interim

Field of Testing: 115 - Extraction Test of Hazardous Waste

115.020	001	Toxicity Characteristic Leaching Procedure (TCLP)	EPA 1311 (TCLP)	
115.030	001	Waste Extraction Test (WET)	CCR Chapter11, Article 5, Appendix II	
115.040	001	Synthetic Precipitation Leaching Procedure (SPLP)	EPA 1312 (SPLP)	

Field of Testing: 116 - Volatile Organic Chemistry of Hazardous Waste

116.030	001	Gasoline-range Organics	EPA 8015 B	
116.040	041	Methyl tert-butyl Ether (MTBE)	EPA 8021 B	
116.040	062	BTEX	EPA 8021 B	
116.080	000	Volatile Organic Compounds	EPA 8260 B	

Field of Testing: 117 - Semi-volatile Organic Chemistry of Hazardous Waste

117.010	001	Diesel-range Total Petroleum Hydrocarbons	EPA 8015 B	
117.110	000	Extractable Organics	EPA 8270 C	
117.140	000	Polynuclear Aromatic Hydrocarbons	EPA 8310	Aqueous Only
117.170	000	Nitroaromatics and Nitramines	EPA 8330	Aqueous Only
117.210	000	Organochlorine Pesticides	EPA 8081 A	Aqueous Only
117.220	000	PCBs	EPA 8082	Aqueous Only

Field of Testing: 120 - Physical Properties of Hazardous Waste

120.010	001	Ignitability	EPA 1010	
120.070	001	Corrosivity - pH Determination	EPA 9040 B	Interim
120.080	001	Corrosivity - pH Determination	EPA 9045 C	

CALIFORNIA STATE

ENVIRONMENTAL LABORATORY ACCREDITATION PROGRAM

Accredited Fields of Testing

Eurofins Calscience

Irvine

17461 Derian Avenue

Irvine, CA 92614-5817

Phone: (949) 261-1022

Certificate No. **2706**

Expiration Date **6/30/2021** **INTERIM**

***As of 7/1/2020, this list supersedes all previous lists for this certificate number.**

Customers: Please verify the current accreditation standing with the State.

Field of Testing: 102 – Inorganic Chemistry of Drinking Water

Subgroup Code	Analyte Code	Analyte	Method
102.015	001	Hydrogen Ion (pH)	EPA 150.1
102.020	001	Turbidity	EPA 180.1
102.026	001	Calcium	EPA 200.7
102.026	002	Magnesium	EPA 200.7
102.026	003	Potassium	EPA 200.7
102.026	004	Silica	EPA 200.7
102.026	005	Sodium	EPA 200.7
102.026	006	Hardness (Calculation)	EPA 200.7
102.030	003	Chloride	EPA 300.0
102.030	005	Fluoride	EPA 300.0
102.030	006	Nitrate (as N)	EPA 300.0
102.030	007	Nitrite (as N)	EPA 300.0
102.030	008	Phosphate, Ortho (as P)	EPA 300.0
102.030	009	Sulfate (as SO4)	EPA 300.0
102.040	001	Bromide	EPA 300.1
102.040	002	Chlorite	EPA 300.1
102.040	003	Chlorate	EPA 300.1
102.040	004	Bromate	EPA 300.1
102.045	001	Perchlorate	EPA 314.0
102.095	001	Turbidity	SM 2130 B-2001
102.100	001	Alkalinity	SM 2320 B-1997

Subgroup Code	Analyte Code	Analyte	Method
102.120	001	Hardness (Calculation)	SM 2340 B-1997
102.121	001	Hardness	SM 2340 C-1997
102.130	001	Specific Conductance	SM 2510 B-1997
102.140	001	Residue, Filterable TDS	SM 2540 C-1997
102.175	001	Chlorine, Free	SM 4500-Cl G-2000
102.175	002	Chlorine, Total Residual	SM 4500-Cl G-2000
102.190	001	Cyanide, Total	SM 4500-CN E-1999
102.200	001	Fluoride	SM 4500-F C-1997
102.203	001	Hydrogen Ion (pH)	SM 4500-H+ B-2000
102.262	001	Organic Carbon-Total (TOC)	SM 5310 C-2000
102.263	001	Dissolved Organic Carbon (DOC)	SM 5310 C-2000
102.270	001	Surfactants	SM 5540 C-2000
102.564	001	Cyanide, Total	Kelada-01

Field of Testing: 103 – Toxic Chemical Elements of Drinking Water

Subgroup Code	Analyte Code	Analyte	Method
103.130	001	Aluminum	EPA 200.7
103.130	003	Barium	EPA 200.7
103.130	004	Beryllium	EPA 200.7
103.130	005	Cadmium	EPA 200.7
103.130	007	Chromium	EPA 200.7
103.130	008	Copper	EPA 200.7
103.130	009	Iron	EPA 200.7
103.130	011	Manganese	EPA 200.7
103.130	012	Nickel	EPA 200.7
103.130	015	Silver	EPA 200.7
103.130	017	Zinc	EPA 200.7
103.130	018	Boron	EPA 200.7
103.140	001	Aluminum	EPA 200.8
103.140	002	Antimony	EPA 200.8
103.140	003	Arsenic	EPA 200.8
103.140	004	Barium	EPA 200.8
103.140	005	Beryllium	EPA 200.8
103.140	006	Cadmium	EPA 200.8
103.140	007	Chromium	EPA 200.8
103.140	008	Copper	EPA 200.8
103.140	009	Lead	EPA 200.8
103.140	010	Manganese	EPA 200.8
103.140	012	Nickel	EPA 200.8
103.140	013	Selenium	EPA 200.8
103.140	014	Silver	EPA 200.8
103.140	015	Thallium	EPA 200.8
103.140	016	Zinc	EPA 200.8
103.140	018	Vanadium	EPA 200.8
103.160	001	Mercury	EPA 245.1
103.310	001	Chromium (VI)	EPA 218.6
103.311	001	Chromium (VI)	EPA 218.7

Field of Testing: 104 – Volatile Organic Chemistry of Drinking Water

Subgroup Code	Analyte Code	Analyte	Method
104.035	001	1,2,3-Trichloropropane (TCP)	SRL 524M-TCP
104.040	001	Benzene	EPA 524.2
104.040	007	n-Butylbenzene	EPA 524.2
104.040	008	sec-Butylbenzene	EPA 524.2
104.040	009	tert-Butylbenzene	EPA 524.2
104.040	010	Carbon Tetrachloride	EPA 524.2
104.040	011	Chlorobenzene	EPA 524.2
104.040	015	2-Chlorotoluene	EPA 524.2
104.040	016	4-Chlorotoluene	EPA 524.2
104.040	019	1,3-Dichlorobenzene	EPA 524.2
104.040	020	1,2-Dichlorobenzene	EPA 524.2
104.040	021	1,4-Dichlorobenzene	EPA 524.2
104.040	022	Dichlorodifluoromethane	EPA 524.2
104.040	023	1,1-Dichloroethane	EPA 524.2
104.040	024	1,2-Dichloroethane	EPA 524.2
104.040	025	1,1-Dichloroethene (1,1-Dichloroethylene)	EPA 524.2
104.040	026	cis-1,2-Dichloroethene	EPA 524.2
104.040	027	trans-1,2-Dichloroethene	EPA 524.2
104.040	028	Dichloromethane (Methylene Chloride)	EPA 524.2
104.040	029	1,2-Dichloropropane	EPA 524.2
104.040	033	cis-1,3-Dichloropropene	EPA 524.2
104.040	034	trans-1,3-Dichloropropene	EPA 524.2
104.040	035	Ethylbenzene	EPA 524.2
104.040	037	Isopropylbenzene	EPA 524.2
104.040	039	Naphthalene	EPA 524.2
104.040	041	N-propylbenzene	EPA 524.2
104.040	042	Styrene	EPA 524.2
104.040	043	1,1,1,2-Tetrachloroethane	EPA 524.2
104.040	044	1,1,2,2-Tetrachloroethane	EPA 524.2
104.040	045	Tetrachloroethylene (Tetrachloroethene)	EPA 524.2
104.040	046	Toluene	EPA 524.2
104.040	047	1,2,3-Trichlorobenzene	EPA 524.2
104.040	048	1,2,4-Trichlorobenzene	EPA 524.2
104.040	049	1,1,1-Trichloroethane	EPA 524.2
104.040	050	1,1,2-Trichloroethane	EPA 524.2
104.040	051	Trichloroethene	EPA 524.2
104.040	052	Trichlorofluoromethane	EPA 524.2
104.040	054	1,2,4-Trimethylbenzene	EPA 524.2
104.040	055	1,3,5-Trimethylbenzene	EPA 524.2
104.040	056	Vinyl Chloride	EPA 524.2
104.040	059	o-Xylene	EPA 524.2
104.040	061	Carbon Disulfide	EPA 524.2
104.040	062	Methyl Isobutyl Ketone (4-Methyl-2-Pentanone)	EPA 524.2

Subgroup Code	Analyte Code	Analyte	Method
104.040	063	m+p-Xylene	EPA 524.2
104.045	001	Bromodichloromethane	EPA 524.2
104.045	002	Bromoform	EPA 524.2
104.045	003	Chloroform	EPA 524.2
104.045	004	Dibromochloromethane	EPA 524.2
104.050	002	Methyl tert-butyl Ether (MTBE)	EPA 524.2
104.050	003	tert-Amyl Methyl Ether (TAME)	EPA 524.2
104.050	004	Ethyl tert-butyl Ether (ETBE)	EPA 524.2
104.050	005	Trichlorotrifluoroethane (Freon 113)	EPA 524.2
104.050	006	tert-Butyl Alcohol (TBA)	EPA 524.2

Field of Testing: 106 – Radionuclides in Drinking Water

Subgroup Code	Analyte Code	Analyte	Method
106.092	001	Uranium	EPA 200.8

Field of Testing: 108 – Inorganic Constituents in Non-Potable Water

Subgroup Code	Analyte Code	Analyte	Method
108.001	001	Specific Conductance	EPA 120.1 (1982 Rev.1.0)
108.007	001	Residue, Volatile	EPA 160.4 (1971)
108.009	001	Turbidity	EPA 180.1 (1993 Rev. 2.0)
108.013	001	Calcium	EPA 200.7 (1994 Rev. 4.4)
108.013	002	Magnesium	EPA 200.7 (1994 Rev. 4.4)
108.013	003	Phosphorus, Total	EPA 200.7 (1994 Rev. 4.4)
108.013	004	Potassium	EPA 200.7 (1994 Rev. 4.4)
108.013	005	Silica, Dissolved	EPA 200.7 (1994 Rev. 4.4)
108.013	006	Sodium	EPA 200.7 (1994 Rev. 4.4)
108.017	001	Bromide	EPA 300.0 (1993 Rev. 2.1)
108.017	002	Chloride	EPA 300.0 (1993 Rev. 2.1)
108.017	003	Fluoride	EPA 300.0 (1993 Rev. 2.1)
108.017	004	Nitrate (as N)	EPA 300.0 (1993 Rev. 2.1)
108.017	005	Nitrate-Nitrite (as N)	EPA 300.0 (1993 Rev. 2.1)

Subgroup Code	Analyte Code	Analyte	Method
108.017	006	Nitrite (as N)	EPA 300.0 (1993 Rev. 2.1)
108.017	007	Phosphate, Ortho (as P)	EPA 300.0 (1993 Rev. 2.1)
108.017	008	Sulfate (as SO4)	EPA 300.0 (1993 Rev. 2.1)
108.025	001	Ammonia (as N)	EPA 350.1 (1993 Rev. 2.0)
108.029	001	Kjeldahl Nitrogen, Total (as N)	EPA 351.2 (1993 Rev. 2.0)
108.037	001	Phosphate, Ortho (as P)	EPA 365.3 (1978)
108.037	002	Phosphorus, Total	EPA 365.3 (1978)
108.045	001	Chemical Oxygen Demand	EPA 410.4 (1993 Rev. 2.0)
108.053	001	Oil & Grease Total	EPA 1664 A
108.053	002	Oil & Grease Total	EPA 1664 B
108.055	001	Color	SM 2120 B-2011
108.059	001	Turbidity	SM 2130 B-2011
108.061	001	Acidity	SM 2310 B-2011
108.063	001	Alkalinity	SM 2320 B-2011
108.065	001	Hardness (Calculation)	SM 2340 B-2011
108.067	001	Hardness	SM 2340 C-2011
108.069	001	Specific Conductance	SM 2510 B-2011
108.071	001	Residue, Total	SM 2540 B-2011
108.073	001	Residue, Filterable TDS	SM 2540 C-2011
108.075	001	Residue, Non-filterable TSS	SM 2540 D-2011
108.077	001	Residue, Volatile	SM 2540 E-2011
108.079	001	Residue, Settleable	SM 2540 F-2011
108.114	001	Chlorine, Total Residual	SM 4500-Cl G-2011
108.114	002	Chlorine, Free	SM 4500-Cl G-2011
108.125	001	Cyanide, Total	SM 4500-CN E-2011
108.129	001	Cyanide, Available	SM 4500-CN G-2011
108.131	001	Fluoride	SM 4500-F C-2011
108.137	001	Hydrogen Ion (pH)	SM 4500-H+ B-2011
108.140	001	Ammonia (as N)	SM 4500-NH3 D-2011
108.147	001	Ammonia (as N)	SM 4500-NH3 G-2011
108.173	001	Oxygen, Dissolved	SM 4500-O G-2011
108.201	001	Sulfide (as S)	SM 4500-S D-2011
108.207	001	Biochemical Oxygen Demand	SM 5210 B-2011
108.207	002	Carbonaceous BOD	SM 5210 B-2011
108.213	001	Chemical Oxygen Demand	SM 5220 D-2011
108.215	001	Organic Carbon-Total (TOC)	SM 5310 B-2011
108.225	001	Surfactants	SM 5540 C-2011
108.335	001	Cyanide, Total	Kelada-01

Field of Testing: 109 – Metals and Trace Elements in Non-Potable Water

Subgroup Code	Analyte Code	Analyte	Method
109.623	001	Aluminum	EPA 200.7 (1994 Rev. 4.4)
109.623	002	Antimony	EPA 200.7 (1994 Rev. 4.4)
109.623	003	Arsenic	EPA 200.7 (1994 Rev. 4.4)
109.623	004	Barium	EPA 200.7 (1994 Rev. 4.4)
109.623	005	Beryllium	EPA 200.7 (1994 Rev. 4.4)
109.623	006	Boron	EPA 200.7 (1994 Rev. 4.4)
109.623	007	Cadmium	EPA 200.7 (1994 Rev. 4.4)
109.623	008	Chromium	EPA 200.7 (1994 Rev. 4.4)
109.623	009	Cobalt	EPA 200.7 (1994 Rev. 4.4)
109.623	010	Copper	EPA 200.7 (1994 Rev. 4.4)
109.623	011	Iron	EPA 200.7 (1994 Rev. 4.4)
109.623	012	Lead	EPA 200.7 (1994 Rev. 4.4)
109.623	013	Manganese	EPA 200.7 (1994 Rev. 4.4)
109.623	014	Molybdenum	EPA 200.7 (1994 Rev. 4.4)
109.623	015	Nickel	EPA 200.7 (1994 Rev. 4.4)
109.623	016	Selenium	EPA 200.7 (1994 Rev. 4.4)
109.623	017	Silver	EPA 200.7 (1994 Rev. 4.4)
109.623	018	Thallium	EPA 200.7 (1994 Rev. 4.4)
109.623	019	Tin	EPA 200.7 (1994 Rev. 4.4)
109.623	020	Titanium	EPA 200.7 (1994 Rev. 4.4)
109.623	021	Vanadium	EPA 200.7 (1994 Rev. 4.4)
109.623	022	Zinc	EPA 200.7 (1994 Rev. 4.4)
109.625	001	Aluminum	EPA 200.8 (1994 Rev. 5.4)

Subgroup Code	Analyte Code	Analyte	Method
109.625	002	Antimony	EPA 200.8 (1994 Rev. 5.4)
109.625	003	Arsenic	EPA 200.8 (1994 Rev. 5.4)
109.625	004	Barium	EPA 200.8 (1994 Rev. 5.4)
109.625	005	Beryllium	EPA 200.8 (1994 Rev. 5.4)
109.625	007	Cadmium	EPA 200.8 (1994 Rev. 5.4)
109.625	008	Chromium	EPA 200.8 (1994 Rev. 5.4)
109.625	009	Cobalt	EPA 200.8 (1994 Rev. 5.4)
109.625	010	Copper	EPA 200.8 (1994 Rev. 5.4)
109.625	012	Iron	EPA 200.8 (1994 Rev. 5.4)
109.625	013	Lead	EPA 200.8 (1994 Rev. 5.4)
109.625	014	Manganese	EPA 200.8 (1994 Rev. 5.4)
109.625	015	Molybdenum	EPA 200.8 (1994 Rev. 5.4)
109.625	016	Nickel	EPA 200.8 (1994 Rev. 5.4)
109.625	017	Selenium	EPA 200.8 (1994 Rev. 5.4)
109.625	018	Silver	EPA 200.8 (1994 Rev. 5.4)
109.625	019	Thallium	EPA 200.8 (1994 Rev. 5.4)
109.625	020	Tin	EPA 200.8 (1994 Rev. 5.4)
109.625	022	Vanadium	EPA 200.8 (1994 Rev. 5.4)
109.625	023	Zinc	EPA 200.8 (1994 Rev. 5.4)
109.629	001	Chromium (VI)	EPA 218.6 (1994 Rev. 3.3)
109.635	001	Mercury	EPA 245.1 (1994 Rev. 3.0)
109.685	002	Chromium (VI)	SM 3500-Cr B-2011
109.693	001	Iron	SM 3500-Fe B-2011

Field of Testing: 110 – Volatile Organic Constituents in Non-Potable Water

Subgroup Code	Analyte Code	Analyte	Method
110.040	001	Acetone	EPA 624.1

Subgroup Code	Analyte Code	Analyte	Method
110.040	002	Acetonitrile	EPA 624.1
110.040	003	Acrolein	EPA 624.1
110.040	004	Acrylonitrile	EPA 624.1
110.040	005	Benzene	EPA 624.1
110.040	006	Bromodichloromethane	EPA 624.1
110.040	007	Bromoform	EPA 624.1
110.040	008	Bromomethane (Methyl Bromide)	EPA 624.1
110.040	009	tert-Butyl Alcohol (TBA)	EPA 624.1
110.040	010	Carbon Tetrachloride	EPA 624.1
110.040	011	Chlorobenzene	EPA 624.1
110.040	012	Chloroethane	EPA 624.1
110.040	013	2-Chloroethylvinyl Ether	EPA 624.1
110.040	014	Chloroform	EPA 624.1
110.040	015	Chloromethane (Methyl Chloride)	EPA 624.1
110.040	016	Dibromochloromethane	EPA 624.1
110.040	017	1,2-Dichlorobenzene	EPA 624.1
110.040	018	1,3-Dichlorobenzene	EPA 624.1
110.040	019	1,4-Dichlorobenzene	EPA 624.1
110.040	020	1,1-Dichloroethane	EPA 624.1
110.040	021	1,2-Dichloroethane	EPA 624.1
110.040	022	1,1-Dichloroethene (1,1-Dichloroethylene)	EPA 624.1
110.040	023	trans-1,2-Dichloroethene	EPA 624.1
110.040	024	1,2-Dichloropropane	EPA 624.1
110.040	025	cis-1,3-Dichloropropene	EPA 624.1
110.040	026	trans-1,3-Dichloropropene	EPA 624.1
110.040	029	Ethylbenzene	EPA 624.1
110.040	031	Methylene Chloride (Dichloromethane)	EPA 624.1
110.040	032	4-Methyl-2-pentanone (MIBK)	EPA 624.1
110.040	034	1,1,2,2-Tetrachloroethane	EPA 624.1
110.040	035	Tetrachloroethylene (Tetrachloroethene)	EPA 624.1
110.040	037	Toluene	EPA 624.1
110.040	038	1,1,1-Trichloroethane	EPA 624.1
110.040	039	1,1,2-Trichloroethane	EPA 624.1
110.040	040	Trichloroethene	EPA 624.1
110.040	041	Vinyl Chloride	EPA 624.1
110.040	043	o-Xylene	EPA 624.1
110.040	045	Trichlorofluoromethane	EPA 624.1
110.040	046	m+p-Xylene	EPA 624.1
110.040	047	2-Butanone (MEK)	EPA 624.1

Field of Testing: 111 – Semi-volatile Organic Constituents in Non-Potable Water

Subgroup Code	Analyte Code	Analyte	Method
111.055	001	Aldrin	EPA 608.3
111.055	002	alpha-BHC	EPA 608.3

Subgroup Code	Analyte Code	Analyte	Method
111.055	003	beta-BHC	EPA 608.3
111.055	004	delta-BHC	EPA 608.3
111.055	005	gamma-BHC (Lindane)	EPA 608.3
111.055	006	Chlordane	EPA 608.3
111.055	007	4,4'-DDD	EPA 608.3
111.055	008	4,4'-DDE	EPA 608.3
111.055	009	4,4'-DDT	EPA 608.3
111.055	010	Dieldrin	EPA 608.3
111.055	011	Endosulfan I	EPA 608.3
111.055	012	Endosulfan II	EPA 608.3
111.055	013	Endosulfan Sulfate	EPA 608.3
111.055	014	Endrin	EPA 608.3
111.055	015	Endrin Aldehyde	EPA 608.3
111.055	016	Heptachlor	EPA 608.3
111.055	017	Heptachlor Epoxide	EPA 608.3
111.055	019	PCB-1016	EPA 608.3
111.055	020	PCB-1221	EPA 608.3
111.055	021	PCB-1232	EPA 608.3
111.055	022	PCB-1242	EPA 608.3
111.055	023	PCB-1248	EPA 608.3
111.055	024	PCB-1254	EPA 608.3
111.055	025	PCB-1260	EPA 608.3
111.055	046	Methoxychlor	EPA 608.3
111.055	060	Toxaphene	EPA 608.3
111.160	001	Acenaphthene	EPA 625.1
111.160	002	Acenaphthylene	EPA 625.1
111.160	003	Anthracene	EPA 625.1
111.160	004	Benzidine	EPA 625.1
111.160	005	Benzo(a)anthracene	EPA 625.1
111.160	006	Benzo(a)pyrene	EPA 625.1
111.160	007	Benzo(b)fluoranthene	EPA 625.1
111.160	008	Benzo(g,h,i)perylene	EPA 625.1
111.160	009	Benzo(k)fluoranthene	EPA 625.1
111.160	010	Bis(2-chloroethoxy) Methane	EPA 625.1
111.160	011	Bis(2-chloroethyl) Ether	EPA 625.1
111.160	012	Bis(2-chloroisopropyl) Ether	EPA 625.1
111.160	013	Bis(2-ethylhexyl)phthalate	EPA 625.1
111.160	014	4-Bromophenyl Phenyl Ether	EPA 625.1
111.160	015	Butyl Benzyl Phthalate	EPA 625.1
111.160	016	2-Chloronaphthalene	EPA 625.1
111.160	017	4-Chlorophenyl Phenyl Ether	EPA 625.1
111.160	018	Chrysene	EPA 625.1
111.160	019	Dibenz(a,h)anthracene	EPA 625.1
111.160	020	3,3'-Dichlorobenzidine	EPA 625.1

Subgroup Code	Analyte Code	Analyte	Method
111.160	021	Diethyl Phthalate	EPA 625.1
111.160	022	Dimethyl Phthalate	EPA 625.1
111.160	023	Di-n-butyl Phthalate	EPA 625.1
111.160	024	2,4-Dinitrotoluene	EPA 625.1
111.160	025	2,6-Dinitrotoluene	EPA 625.1
111.160	026	Di-n-octyl Phthalate	EPA 625.1
111.160	027	Fluoranthene	EPA 625.1
111.160	028	Fluorene	EPA 625.1
111.160	029	Hexachlorobenzene	EPA 625.1
111.160	030	Hexachlorobutadiene	EPA 625.1
111.160	031	Hexachloroethane	EPA 625.1
111.160	032	Indeno(1,2,3-c,d)pyrene	EPA 625.1
111.160	033	Isophorone	EPA 625.1
111.160	034	Naphthalene	EPA 625.1
111.160	035	Nitrobenzene	EPA 625.1
111.160	036	N-nitrosodi-n-propylamine	EPA 625.1
111.160	037	Phenanthrene	EPA 625.1
111.160	038	Pyrene	EPA 625.1
111.160	039	1,2,4-Trichlorobenzene	EPA 625.1
111.160	040	4-Chloro-3-methylphenol	EPA 625.1
111.160	041	2-Chlorophenol	EPA 625.1
111.160	042	2,4-Dichlorophenol	EPA 625.1
111.160	043	2,4-Dimethylphenol	EPA 625.1
111.160	044	2,4-Dinitrophenol	EPA 625.1
111.160	045	2-Methyl-4,6-dinitrophenol	EPA 625.1
111.160	046	2-Nitrophenol	EPA 625.1
111.160	047	4-Nitrophenol	EPA 625.1
111.160	048	Pentachlorophenol	EPA 625.1
111.160	049	Phenol	EPA 625.1
111.160	050	2,4,6-Trichlorophenol	EPA 625.1
111.160	098	Hexachlorocyclopentadiene	EPA 625.1
111.160	108	N-nitrosodimethylamine	EPA 625.1
111.160	110	N-nitrosodiphenylamine	EPA 625.1
111.160	141	o-Cresol	EPA 625.1
111.160	145	Pyridine	EPA 625.1
111.260	041	N-nitrosodimethylamine	EPA 1625 B

Field of Testing: 114 – Inorganic Chemistry of Hazardous Waste

Subgroup Code	Analyte Code	Analyte	Method
114.010	001	Antimony	EPA 6010 B
114.010	002	Arsenic	EPA 6010 B
114.010	003	Barium	EPA 6010 B
114.010	004	Beryllium	EPA 6010 B
114.010	005	Cadmium	EPA 6010 B
114.010	006	Chromium	EPA 6010 B
114.010	007	Cobalt	EPA 6010 B
114.010	008	Copper	EPA 6010 B

Subgroup Code	Analyte Code	Analyte	Method
114.010	009	Lead	EPA 6010 B
114.010	010	Molybdenum	EPA 6010 B
114.010	011	Nickel	EPA 6010 B
114.010	012	Selenium	EPA 6010 B
114.010	013	Silver	EPA 6010 B
114.010	014	Thallium	EPA 6010 B
114.010	015	Vanadium	EPA 6010 B
114.010	016	Zinc	EPA 6010 B
114.020	001	Antimony	EPA 6020
114.020	002	Arsenic	EPA 6020
114.020	003	Barium	EPA 6020
114.020	004	Beryllium	EPA 6020
114.020	005	Cadmium	EPA 6020
114.020	006	Chromium	EPA 6020
114.020	007	Cobalt	EPA 6020
114.020	008	Copper	EPA 6020
114.020	009	Lead	EPA 6020
114.020	010	Molybdenum	EPA 6020
114.020	011	Nickel	EPA 6020
114.020	012	Selenium	EPA 6020
114.020	013	Silver	EPA 6020
114.020	014	Thallium	EPA 6020
114.020	015	Vanadium	EPA 6020
114.020	016	Zinc	EPA 6020
114.103	001	Chromium (VI)	EPA 7196 A
114.106	001	Chromium (VI)	EPA 7199
114.140	001	Mercury	EPA 7470 A
114.141	001	Mercury	EPA 7471 A
114.222	001	Cyanide, Total	EPA 9014
114.230	001	Sulfides, Total	EPA 9034
114.240	001	Corrosivity - pH Determination	EPA 9040 B
114.241	001	Corrosivity - pH Determination	EPA 9045 C
114.250	001	Fluoride	EPA 9056
114.270	001	Fluoride	EPA 9214

Field of Testing: 115 – Extraction Test of Hazardous Waste

Subgroup Code	Analyte Code	Analyte	Method
115.020	001	Toxicity Characteristic Leaching Procedure (TCLP)	EPA 1311 (TCLP)
115.021	001	TCLP Inorganics	EPA 1311 (TCLP)
115.022	001	TCLP Extractables	EPA 1311 (TCLP)
115.023	001	TCLP Volatiles	EPA 1311 (TCLP)
115.030	001	Waste Extraction Test (WET)	CCR Chapter11, Article 5, Appendix II
115.040	001	Synthetic Precipitation Leaching Procedure (SPLP)	EPA 1312 (SPLP)

Field of Testing: 116 – Volatile Organic Chemistry of Hazardous Waste

Subgroup Code	Analyte Code	Analyte	Method
116.030	001	Gasoline-range Organics	EPA 8015 B
116.080	000	Volatile Organic Compounds	EPA 8260 B
116.080	120	Oxygenates	EPA 8260 B
116.100	001	Total Petroleum Hydrocarbons - Gasoline (GRO)	LUFT GC/MS
116.110	001	Total Petroleum Hydrocarbons - Gasoline (GRO)	LUFT

Field of Testing: 117 – Semi-volatile Organic Chemistry of Hazardous Waste

Subgroup Code	Analyte Code	Analyte	Method
117.010	001	Diesel-range Total Petroleum Hydrocarbons	EPA 8015 B
117.016	001	Diesel-range Total Petroleum Hydrocarbons	LUFT
117.110	000	Extractable Organics	EPA 8270 C
117.150	000	Carbonyl Compounds	EPA 8315 A
117.210	000	Organochlorine Pesticides	EPA 8081 A
117.220	000	PCBs	EPA 8082

Field of Testing: 120 – Physical Properties of Hazardous Waste

Subgroup Code	Analyte Code	Analyte	Method
120.010	001	Ignitability	EPA 1010
120.020	001	Ignitability	EPA 1020A
120.070	001	Corrosivity - pH Determination	EPA 9040 B
120.080	001	Corrosivity - pH Determination	EPA 9045 C

CALIFORNIA STATE

ENVIRONMENTAL LABORATORY ACCREDITATION PROGRAM

Accredited Fields of Testing

Fruit Growers Laboratory, Inc.

Santa Paula

853 Corporation Street

Santa Paula, CA 93060

Phone: (805) 392-2000

Certificate No. **1573**

Expiration Date **7/31/2021**

***As of 8/1/2020, this list supersedes all previous lists for this certificate number.**

Customers: Please verify the current accreditation standing with the State.

Field of Testing: 101 – Microbiology of Drinking Water

Subgroup Code	Analyte Code	Analyte	Method
101.010	001	Heterotrophic Bacteria	SM 9215 B
101.020	001	Total Coliform P/A	SM 9221 B
101.020	002	Fecal Coliform P/A	SM 9221 B, E
101.020	004	Total Coliform (Enumeration)	SM 9221 B, C
101.020	005	Fecal Coliform (Enumeration)	SM 9221 B, E
101.050	001	Total Coliform P/A	SM 9223 B Colilert
101.050	002	E. coli P/A	SM 9223 B Colilert
101.050	003	Total Coliform (Enumeration)	SM 9223 B Colilert
101.050	004	E. coli (Enumeration)	SM 9223 B Colilert
101.050	005	Total Coliform P/A	SM 9223 B Colilert 18
101.050	006	E. coli P/A	SM 9223 B Colilert 18
101.050	007	Total Coliform (Enumeration)	SM 9223 B Colilert 18
101.050	008	E. coli (Enumeration)	SM 9223 B Colilert 18
101.050	009	Total Coliform P/A	SM 9223 B Colisure
101.050	010	E. coli P/A	SM 9223 B Colisure
101.050	011	Total Coliform (Enumeration)	SM 9223 B Colisure
101.050	012	E. coli (Enumeration)	SM 9223 B Colisure
101.170	001	Enterococci	Enterolert

Field of Testing: 102 – Inorganic Chemistry of Drinking Water

Subgroup Code	Analyte Code	Analyte	Method
102.026	001	Calcium	EPA 200.7
102.026	002	Magnesium	EPA 200.7
102.026	003	Potassium	EPA 200.7
102.026	004	Silica	EPA 200.7
102.026	005	Sodium	EPA 200.7
102.026	006	Hardness (Calculation)	EPA 200.7
102.030	001	Bromide	EPA 300.0
102.030	003	Chloride	EPA 300.0
102.030	005	Fluoride	EPA 300.0
102.030	006	Nitrate (as N)	EPA 300.0
102.030	007	Nitrite (as N)	EPA 300.0
102.030	008	Phosphate, Ortho (as P)	EPA 300.0
102.030	009	Sulfate (as SO4)	EPA 300.0
102.045	001	Perchlorate	EPA 314.0
102.095	001	Turbidity	SM 2130 B-2001
102.100	001	Alkalinity	SM 2320 B-1997
102.130	001	Specific Conductance	SM 2510 B-1997
102.140	001	Residue, Filterable TDS	SM 2540 C-1997
102.175	001	Chlorine, Free	SM 4500-Cl G-2000
102.175	002	Chlorine, Total Residual	SM 4500-Cl G-2000
102.190	001	Cyanide, Total	SM 4500-CN E-1999
102.203	001	Hydrogen Ion (pH)	SM 4500-H+ B-2000
102.220	001	Nitrite (as N)	SM 4500-NO2 B-2000
102.234	001	Nitrite (as N)	SM 4500-NO3 F-2000
102.234	002	Nitrate (as N)	SM 4500-NO3 F-2000
102.240	001	Phosphate, Ortho (as P)	SM 4500-P E-1999
102.262	001	Organic Carbon-Total (TOC)	SM 5310 C-2000
102.263	001	Dissolved Organic Carbon (DOC)	SM 5310 C-2000
102.270	001	Surfactants	SM 5540 C-2000

Field of Testing: 103 – Toxic Chemical Elements of Drinking Water

Subgroup Code	Analyte Code	Analyte	Method
103.130	001	Aluminum	EPA 200.7
103.130	003	Barium	EPA 200.7
103.130	004	Beryllium	EPA 200.7
103.130	005	Cadmium	EPA 200.7
103.130	007	Chromium	EPA 200.7
103.130	008	Copper	EPA 200.7
103.130	009	Iron	EPA 200.7
103.130	011	Manganese	EPA 200.7
103.130	012	Nickel	EPA 200.7
103.130	015	Silver	EPA 200.7

Subgroup Code	Analyte Code	Analyte	Method
103.130	017	Zinc	EPA 200.7
103.130	018	Boron	EPA 200.7
103.140	001	Aluminum	EPA 200.8
103.140	002	Antimony	EPA 200.8
103.140	003	Arsenic	EPA 200.8
103.140	004	Barium	EPA 200.8
103.140	005	Beryllium	EPA 200.8
103.140	006	Cadmium	EPA 200.8
103.140	007	Chromium	EPA 200.8
103.140	008	Copper	EPA 200.8
103.140	009	Lead	EPA 200.8
103.140	010	Manganese	EPA 200.8
103.140	012	Nickel	EPA 200.8
103.140	013	Selenium	EPA 200.8
103.140	014	Silver	EPA 200.8
103.140	015	Thallium	EPA 200.8
103.140	016	Zinc	EPA 200.8
103.140	017	Boron	EPA 200.8
103.140	018	Vanadium	EPA 200.8
103.160	001	Mercury	EPA 245.1
103.310	001	Chromium (VI)	EPA 218.6

Field of Testing: 104 – Volatile Organic Chemistry of Drinking Water

Subgroup Code	Analyte Code	Analyte	Method
104.030	001	1,2-Dibromoethane (EDB, Ethylene Dibromide)	EPA 504.1
104.030	002	1,2-Dibromo-3-chloropropane (DBCP)	EPA 504.1
104.035	001	1,2,3-Trichloropropane (TCP)	SRL 524M-TCP
104.040	000	Volatile Organic Compounds	EPA 524.2
104.040	001	Benzene	EPA 524.2
104.040	007	n-Butylbenzene	EPA 524.2
104.040	008	sec-Butylbenzene	EPA 524.2
104.040	009	tert-Butylbenzene	EPA 524.2
104.040	010	Carbon Tetrachloride	EPA 524.2
104.040	011	Chlorobenzene	EPA 524.2
104.040	015	2-Chlorotoluene	EPA 524.2
104.040	016	4-Chlorotoluene	EPA 524.2
104.040	019	1,3-Dichlorobenzene	EPA 524.2
104.040	020	1,2-Dichlorobenzene	EPA 524.2
104.040	021	1,4-Dichlorobenzene	EPA 524.2
104.040	022	Dichlorodifluoromethane	EPA 524.2
104.040	023	1,1-Dichloroethane	EPA 524.2
104.040	024	1,2-Dichloroethane	EPA 524.2
104.040	025	1,1-Dichloroethylene (1,1-Dichloroethene)	EPA 524.2

Subgroup Code	Analyte Code	Analyte	Method
104.040	026	cis-1,2-Dichloroethylene (cis 1,2 Dichloroethene)	EPA 524.2
104.040	027	trans-1,2-Dichloroethylene (trans-1,2 Dichloroethene)	EPA 524.2
104.040	028	Dichloromethane (Methylene Chloride)	EPA 524.2
104.040	029	1,2-Dichloropropane	EPA 524.2
104.040	033	cis-1,3-Dichloropropylene (cis 1,3 Dichloropropene)	EPA 524.2
104.040	034	trans-1,3-Dichloropropylene (trans-1,3 Dichloroprope	EPA 524.2
104.040	035	Ethylbenzene	EPA 524.2
104.040	037	Isopropylbenzene	EPA 524.2
104.040	039	Naphthalene	EPA 524.2
104.040	041	N-propylbenzene	EPA 524.2
104.040	042	Styrene	EPA 524.2
104.040	043	1,1,1,2-Tetrachloroethane	EPA 524.2
104.040	044	1,1,2,2-Tetrachloroethane	EPA 524.2
104.040	045	Tetrachloroethylene (Tetrachloroethene)	EPA 524.2
104.040	046	Toluene	EPA 524.2
104.040	047	1,2,3-Trichlorobenzene	EPA 524.2
104.040	048	1,2,4-Trichlorobenzene	EPA 524.2
104.040	049	1,1,1-Trichloroethane	EPA 524.2
104.040	050	1,1,2-Trichloroethane	EPA 524.2
104.040	051	Trichloroethylene (Trichloroethene)	EPA 524.2
104.040	052	Trichlorofluoromethane	EPA 524.2
104.040	054	1,2,4-Trimethylbenzene	EPA 524.2
104.040	055	1,3,5-Trimethylbenzene	EPA 524.2
104.040	056	Vinyl Chloride	EPA 524.2
104.040	057	Xylenes, Total	EPA 524.2
104.045	000	Trihalomethanes, Total	EPA 524.2
104.045	001	Bromodichloromethane	EPA 524.2
104.045	002	Bromoform	EPA 524.2
104.045	003	Chloroform	EPA 524.2
104.045	004	Dibromochloromethane (Chlorodibromomethane)	EPA 524.2
104.050	000	Gasoline Additives	EPA 524.2
104.050	002	Methyl tert-butyl Ether (MTBE)	EPA 524.2
104.050	003	tert-Amyl Methyl Ether (TAME)	EPA 524.2
104.050	004	Ethyl tert-butyl Ether (ETBE)	EPA 524.2
104.050	005	Trichlorotrifluoroethane	EPA 524.2
104.050	006	tert-Butyl Alcohol (TBA)	EPA 524.2

Field of Testing: 105 – Semi-volatile Organic Chemistry of Drinking Water

Subgroup Code	Analyte Code	Analyte	Method
105.010	000	Organochlorine Pesticides and PCBs	EPA 505
105.010	002	Alachlor	EPA 505
105.010	004	Chlordane	EPA 505
105.010	006	Endrin	EPA 505
105.010	007	Heptachlor	EPA 505
105.010	008	Heptachlor Epoxide	EPA 505
105.010	009	Hexachlorobenzene	EPA 505
105.010	010	Hexachlorocyclopentadiene	EPA 505
105.010	011	Lindane (HCH-gamma)	EPA 505
105.010	012	Methoxychlor	EPA 505
105.010	014	Toxaphene	EPA 505
105.010	015	PCBs as Aroclors (screen)	EPA 505
105.030	000	N-, P- Pesticides	EPA 507
105.030	001	Alachlor	EPA 507
105.030	002	Atrazine	EPA 507
105.030	003	Butachlor	EPA 507
105.030	005	Metolachlor	EPA 507
105.030	006	Metribuzin	EPA 507
105.030	007	Molinate	EPA 507
105.030	008	Prometryn	EPA 507
105.030	009	Simazine	EPA 507
105.082	000	Chlorinated Acids	EPA 515.3
105.082	001	2,4-D	EPA 515.3
105.082	002	Dinoseb	EPA 515.3
105.082	003	Pentachlorophenol	EPA 515.3
105.082	004	Picloram	EPA 515.3
105.082	005	2,4,5-TP (Silvex)	EPA 515.3
105.082	006	Bentazon	EPA 515.3
105.082	007	Dalapon	EPA 515.3
105.082	008	Dicamba	EPA 515.3
105.100	000	Carbamates	EPA 531.1
105.100	001	Aldicarb	EPA 531.1
105.100	002	Aldicarb Sulfone	EPA 531.1
105.100	003	Aldicarb Sulfoxide	EPA 531.1
105.100	004	Carbaryl	EPA 531.1
105.100	005	Carbofuran	EPA 531.1
105.100	006	3-Hydroxycarbofuran	EPA 531.1
105.100	007	Methomyl	EPA 531.1
105.100	008	Oxamyl	EPA 531.1
105.120	001	Glyphosate	EPA 547
105.140	001	Endothall	EPA 548.1
105.150	001	Diquat	EPA 549.2
105.175	001	Bromodichloromethane	EPA 551.1
105.175	002	Bromoform	EPA 551.1
105.175	003	Chloroform	EPA 551.1

Subgroup Code	Analyte Code	Analyte	Method
105.175	004	Dibromochloromethane (Chlorodibromomethane)	EPA 551.1
105.175	005	Trihalomethanes	EPA 551.1
105.200	001	Bromoacetic Acid	EPA 552.2
105.200	003	Chloroacetic Acid	EPA 552.2
105.200	005	Dibromoacetic Acid	EPA 552.2
105.200	006	Dichloroacetic Acid	EPA 552.2
105.200	007	Trichloroacetic Acid	EPA 552.2
105.200	008	Haloacetic Acids (HAA5)	EPA 552.2

Field of Testing: 106 – Radionuclides in Drinking Water

Subgroup Code	Analyte Code	Analyte	Method
106.010	001	Gross Alpha	EPA 900.0
106.010	002	Gross Beta	EPA 900.0
106.050	001	Total Alpha Radium	EPA 903.0
106.050	002	Radium-226	EPA 903.0
106.080	001	Tritium	EPA 906.0
106.092	001	Uranium	EPA 200.8
106.170	001	Radium-228	EPA Ra-05
106.270	001	Gross Alpha	SM 7110 C
106.610	001	Radon-222	SM 7500-Rn

Field of Testing: 107 – Microbiological Methods for Non-Potable Water and Sewage Sludge

Subgroup Code	Analyte Code	Analyte	Method
107.010	001	Heterotrophic Bacteria	SM 9215 B
107.020	002	Total Coliform	SM 9221 B-2006
107.030	002	Total Coliform with Chlorine Present	SM 9221 B-2006
107.040	002	Fecal Coliform (Enumeration)	SM 9221 C, E-2006
107.050	002	Fecal Coliform with Chlorine Present	SM 9221 C, E-2006
107.242	001	Enterococci	Enterolert
107.245	001	E. coli (Enumeration)	SM 9223 B Colilert 18
107.245	002	E. coli (Enumeration)	SM 9223 B Colilert

Field of Testing: 108 – Inorganic Constituents in Non-Potable Water

Subgroup Code	Analyte Code	Analyte	Method
108.090	001	Residue, Volatile	EPA 160.4
108.112	001	Boron	EPA 200.7
108.112	002	Calcium	EPA 200.7
108.112	003	Hardness (Calculation)	EPA 200.7
108.112	004	Magnesium	EPA 200.7
108.112	005	Potassium	EPA 200.7
108.112	006	Silica, Dissolved	EPA 200.7

Subgroup Code	Analyte Code	Analyte	Method
108.112	007	Sodium	EPA 200.7
108.112	008	Phosphorus, Total	EPA 200.7
108.113	001	Boron	EPA 200.8
108.120	001	Bromide	EPA 300.0
108.120	002	Chloride	EPA 300.0
108.120	003	Fluoride	EPA 300.0
108.120	008	Sulfate (as SO4)	EPA 300.0
108.120	012	Nitrate (as N)	EPA 300.0
108.120	013	Nitrate-Nitrite (as N)	EPA 300.0
108.120	014	Nitrite (as N)	EPA 300.0
108.120	015	Phosphate, Ortho (as P)	EPA 300.0
108.211	002	Kjeldahl Nitrogen, Total (as N)	EPA 351.2
108.267	001	Phosphorus, Total	EPA 200.7
108.360	001	Phenols, Total	EPA 420.1
108.381	001	Oil & Grease Total	EPA 1664 A
108.390	001	Turbidity	SM 2130 B-2001
108.410	001	Alkalinity	SM 2320 B-1997
108.430	001	Specific Conductance	SM 2510 B-1997
108.440	001	Residue, Total	SM 2540 B-1997
108.441	001	Residue, Filterable TDS	SM 2540 C-1997
108.442	001	Residue, Non-filterable TSS	SM 2540 D-1997
108.443	001	Residue, Settleable	SM 2540 F-1997
108.465	001	Chlorine, Total Residual	SM 4500-Cl G-2000
108.470	001	Cyanide, Total	SM 4500-CN B or C-1999
108.472	001	Cyanide, Total	SM 4500-CN E-1999
108.490	001	Hydrogen Ion (pH)	SM 4500-H+ B-2000
108.506	002	Ammonia (as N)	SM 4500-NH3 G-1997
108.514	001	Nitrite (as N)	SM 4500-NO2 B-2000
108.529	001	Nitrate-Nitrite (as N)	SM 4500-NO3 F-2000
108.529	002	Nitrite (as N)	SM 4500-NO3 F-2000
108.529	003	Nitrate (as N)	SM 4500-NO3 F-2000
108.540	001	Phosphate, Ortho (as P)	SM 4500-P E-1999
108.541	001	Phosphorus, Total	SM 4500-P E-1999
108.584	001	Sulfide (as S)	SM 4500-S D-2000
108.592	001	Biochemical Oxygen Demand	SM 5210 B -2001
108.592	002	Carbonaceous BOD	SM 5210 B -2001
108.595	001	Chemical Oxygen Demand	SM 5220 D-1997
108.597	001	Organic Carbon-Total (TOC)	SM 5310 C-2000
108.605	001	Surfactants	SM 5540 C-2000

Field of Testing: 109 – Metals and Trace Elements in Non-Potable Water

Subgroup Code	Analyte Code	Analyte	Method
109.010	001	Aluminum	EPA 200.7
109.010	002	Antimony	EPA 200.7
109.010	003	Arsenic	EPA 200.7
109.010	004	Barium	EPA 200.7
109.010	005	Beryllium	EPA 200.7
109.010	006	Boron	EPA 200.7
109.010	007	Cadmium	EPA 200.7
109.010	009	Chromium	EPA 200.7
109.010	010	Cobalt	EPA 200.7
109.010	011	Copper	EPA 200.7
109.010	012	Iron	EPA 200.7
109.010	013	Lead	EPA 200.7
109.010	015	Manganese	EPA 200.7
109.010	016	Molybdenum	EPA 200.7
109.010	017	Nickel	EPA 200.7
109.010	019	Selenium	EPA 200.7
109.010	021	Silver	EPA 200.7
109.010	023	Thallium	EPA 200.7
109.010	024	Tin	EPA 200.7
109.010	025	Titanium	EPA 200.7
109.010	026	Vanadium	EPA 200.7
109.010	027	Zinc	EPA 200.7
109.020	001	Aluminum	EPA 200.8
109.020	002	Antimony	EPA 200.8
109.020	003	Arsenic	EPA 200.8
109.020	004	Barium	EPA 200.8
109.020	005	Beryllium	EPA 200.8
109.020	006	Cadmium	EPA 200.8
109.020	007	Chromium	EPA 200.8
109.020	008	Cobalt	EPA 200.8
109.020	009	Copper	EPA 200.8
109.020	010	Lead	EPA 200.8
109.020	011	Manganese	EPA 200.8
109.020	012	Molybdenum	EPA 200.8
109.020	013	Nickel	EPA 200.8
109.020	014	Selenium	EPA 200.8
109.020	015	Silver	EPA 200.8
109.020	016	Thallium	EPA 200.8
109.020	017	Vanadium	EPA 200.8
109.020	018	Zinc	EPA 200.8
109.020	021	Iron	EPA 200.8
109.104	001	Chromium (VI)	EPA 218.6
109.190	001	Mercury	EPA 245.1

Field of Testing: 110 – Volatile Organic Constituents in Non-Potable Water

Subgroup Code	Analyte Code	Analyte	Method
110.040	000	Purgeable Organic Compounds	EPA 624

Field of Testing: 111 – Semi-volatile Organic Constituents in Non-Potable Water

Subgroup Code	Analyte Code	Analyte	Method
111.100	000	Base/Neutral & Acid Organics	EPA 625
111.101	000	Organochlorine Pesticides and PCBs	EPA 625
111.170	000	Organochlorine Pesticides and PCBs	EPA 608
111.210	000	Carbamates	EPA 632

Field of Testing: 112 – Radionuclides in Non-Potable Water

Subgroup Code	Analyte Code	Analyte	Method
112.020	001	Total Alpha Radium	EPA 903.0

Field of Testing: 114 – Inorganic Chemistry of Hazardous Waste

Subgroup Code	Analyte Code	Analyte	Method
114.010	001	Antimony	EPA 6010 B
114.010	002	Arsenic	EPA 6010 B
114.010	003	Barium	EPA 6010 B
114.010	004	Beryllium	EPA 6010 B
114.010	005	Cadmium	EPA 6010 B
114.010	006	Chromium	EPA 6010 B
114.010	007	Cobalt	EPA 6010 B
114.010	008	Copper	EPA 6010 B
114.010	009	Lead	EPA 6010 B
114.010	010	Molybdenum	EPA 6010 B
114.010	011	Nickel	EPA 6010 B
114.010	012	Selenium	EPA 6010 B
114.010	013	Silver	EPA 6010 B
114.010	014	Thallium	EPA 6010 B
114.010	015	Vanadium	EPA 6010 B
114.010	016	Zinc	EPA 6010 B
114.020	002	Arsenic	EPA 6020
114.020	004	Beryllium	EPA 6020
114.020	005	Cadmium	EPA 6020
114.020	006	Chromium	EPA 6020
114.020	007	Cobalt	EPA 6020
114.020	009	Lead	EPA 6020
114.020	010	Molybdenum	EPA 6020
114.020	012	Selenium	EPA 6020

Subgroup Code	Analyte Code	Analyte	Method
114.020	014	Thallium	EPA 6020
114.241	001	Corrosivity - pH Determination	EPA 9045 C

Field of Testing: 115 – Extraction Test of Hazardous Waste

Subgroup Code	Analyte Code	Analyte	Method
115.030	001	Waste Extraction Test (WET)	CCR Chapter 11, Article 5, Appendix II

Field of Testing: 116 – Volatile Organic Chemistry of Hazardous Waste

Subgroup Code	Analyte Code	Analyte	Method
116.080	000	Volatile Organic Compounds	EPA 8260 B
116.080	120	Oxygenates	EPA 8260 B

Field of Testing: 117 – Semi-volatile Organic Chemistry of Hazardous Waste

Subgroup Code	Analyte Code	Analyte	Method
117.010	001	Diesel-range Total Petroleum Hydrocarbons	EPA 8015 B
117.110	000	Extractable Organics	EPA 8270 C
117.210	000	Organochlorine Pesticides	EPA 8081 A Aqueous Only
117.220	000	PCBs	EPA 8082 Aqueous Only
117.240	000	Organophosphorus Pesticides	EPA 8141 A Aqueous Only

Field of Testing: 126 – Microbiological Methods for Ambient Water

Subgroup Code	Analyte Code	Analyte	Method
126.010	001	Total Coliform (Enumeration)	SM 9221 B-2006
126.030	001	Fecal Coliform (Enumeration)	SM 9221 C, E-2006
126.050	001	Total Coliform (Enumeration)	SM 9223 B Colilert
126.050	002	E. coli (Enumeration)	SM 9223 B Colilert
126.080	001	Enterococci	Enterolert

CALIFORNIA STATE

ENVIRONMENTAL LABORATORY ACCREDITATION PROGRAM

Accredited Fields of Testing

LA Testing

Huntington Beach, CA

5431 Industrial Drive

Huntington Beach, CA 92649

Phone: (714) 828-4999

Certificate No. **1406**

Expiration Date **1/31/2022**

***As of 2/1/2020, this list supersedes all previous lists for this certificate number.**

Customers: Please verify the current accreditation standing with the State.

Field of Testing: 102 – Inorganic Chemistry of Drinking Water

Subgroup Code	Analyte Code	Analyte	Method
102.020	001	Turbidity	EPA 180.1

Field of Testing: 109 – Metals and Trace Elements in Non-Potable Water

Subgroup Code	Analyte Code	Analyte	Method
109.625	013	Lead	EPA 200.8 (1994 Rev. 5.4)

Field of Testing: 114 – Inorganic Chemistry of Hazardous Waste

Subgroup Code	Analyte Code	Analyte	Method
114.010	001	Antimony	EPA 6010 B
114.010	002	Arsenic	EPA 6010 B
114.010	003	Barium	EPA 6010 B
114.010	004	Beryllium	EPA 6010 B
114.010	005	Cadmium	EPA 6010 B
114.010	006	Chromium	EPA 6010 B
114.010	007	Cobalt	EPA 6010 B
114.010	008	Copper	EPA 6010 B
114.010	009	Lead	EPA 6010 B
114.010	010	Molybdenum	EPA 6010 B

Subgroup Code	Analyte Code	Analyte	Method
114.010	011	Nickel	EPA 6010 B
114.010	012	Selenium	EPA 6010 B
114.010	013	Silver	EPA 6010 B
114.010	014	Thallium	EPA 6010 B
114.010	015	Vanadium	EPA 6010 B
114.010	016	Zinc	EPA 6010 B
114.130	001	Lead	EPA 7420
114.140	001	Mercury	EPA 7470 A
114.141	001	Mercury	EPA 7471 A
114.240	001	Corrosivity - pH Determination	EPA 9040 B
114.241	001	Corrosivity - pH Determination	EPA 9045 C

Field of Testing: 115 – Extraction Test of Hazardous Waste

Subgroup Code	Analyte Code	Analyte	Method
115.021	001	TCLP Inorganics	EPA 1311 (TCLP)
115.030	001	Waste Extraction Test (WET)	CCR Chapter11, Article 5, Appendix II

Field of Testing: 117 – Semi-volatile Organic Chemistry of Hazardous Waste

Subgroup Code	Analyte Code	Analyte	Method
117.220	000	PCBs	EPA 8082

Field of Testing: 120 – Physical Properties of Hazardous Waste

Subgroup Code	Analyte Code	Analyte	Method
120.070	001	Corrosivity – pH Determination	EPA 9040 B
120.080	001	Corrosivity – pH Determination	EPA 9045 C

Field of Testing: 121 – Bulk Asbestos Analysis of Hazardous Waste

Subgroup Code	Analyte Code	Analyte	Method
121.010	001	Bulk Asbestos	EPA 600/M4-82-020

CALIFORNIA STATE

ENVIRONMENTAL LABORATORY ACCREDITATION PROGRAM

Accredited Fields of Testing

North Coast Laboratories, Ltd.

5680 West End Road

Arcata, CA 95521

Phone: (707) 822-4649

Certificate No. **1247**

Expiration Date **7/31/2021** **INTERIM**

***As of 8/1/2020, this list supersedes all previous lists for this certificate number.**

Customers: Please verify the current accreditation standing with the State.

Field of Testing: 101 – Microbiology of Drinking Water

Subgroup Code	Analyte Code	Analyte	Method
101.010	001	Heterotrophic Bacteria	SM 9215 B
101.050	001	Total Coliform P/A	SM 9223 B Colilert
101.050	002	E. coli P/A	SM 9223 B Colilert
101.050	003	Total Coliform (Enumeration)	SM 9223 B Colilert
101.050	004	E. coli (Enumeration)	SM 9223 B Colilert

Field of Testing: 102 – Inorganic Chemistry of Drinking Water

Subgroup Code	Analyte Code	Analyte	Method
102.026	001	Calcium	EPA 200.7
102.026	002	Magnesium	EPA 200.7
102.026	003	Potassium	EPA 200.7
102.026	005	Sodium	EPA 200.7
102.030	001	Bromide	EPA 300.0
102.030	003	Chloride	EPA 300.0
102.030	005	Fluoride	EPA 300.0
102.030	006	Nitrate (as N)	EPA 300.0
102.030	007	Nitrite (as N)	EPA 300.0
102.030	009	Sulfate (as SO4)	EPA 300.0
102.100	001	Alkalinity	SM 2320 B-1997
102.120	001	Hardness (Calculation)	SM 2340 B-1997
102.130	001	Specific Conductance	SM 2510 B-1997
102.140	001	Residue, Filterable TDS	SM 2540 C-1997

Subgroup Code	Analyte Code	Analyte	Method
102.175	001	Chlorine, Free	SM 4500-Cl G-2000
102.175	002	Chlorine, Total Residual	SM 4500-Cl G-2000
102.240	001	Phosphate, Ortho (as P)	SM 4500-P E-1999
102.262	001	Organic Carbon-Total (TOC)	SM 5310 C-2000
102.263	001	Dissolved Organic Carbon (DOC)	SM 5310 C-2000
102.270	001	Surfactants	SM 5540 C-2000

Field of Testing: 103 – Toxic Chemical Elements of Drinking Water

Subgroup Code	Analyte Code	Analyte	Method
103.130	001	Aluminum	EPA 200.7
103.130	003	Barium	EPA 200.7
103.130	004	Beryllium	EPA 200.7
103.130	005	Cadmium	EPA 200.7
103.130	007	Chromium	EPA 200.7
103.130	008	Copper	EPA 200.7
103.130	009	Iron	EPA 200.7
103.130	011	Manganese	EPA 200.7
103.130	012	Nickel	EPA 200.7
103.130	015	Silver	EPA 200.7
103.130	017	Zinc	EPA 200.7
103.130	018	Boron	EPA 200.7
103.140	001	Aluminum	EPA 200.8
103.140	002	Antimony	EPA 200.8
103.140	003	Arsenic	EPA 200.8
103.140	004	Barium	EPA 200.8
103.140	005	Beryllium	EPA 200.8
103.140	006	Cadmium	EPA 200.8
103.140	007	Chromium	EPA 200.8
103.140	008	Copper	EPA 200.8
103.140	009	Lead	EPA 200.8
103.140	010	Manganese	EPA 200.8
103.140	012	Nickel	EPA 200.8
103.140	013	Selenium	EPA 200.8
103.140	014	Silver	EPA 200.8
103.140	015	Thallium	EPA 200.8
103.140	016	Zinc	EPA 200.8
103.140	018	Vanadium	EPA 200.8
103.160	001	Mercury	EPA 245.1

Field of Testing: 104 – Volatile Organic Chemistry of Drinking Water

Subgroup Code	Analyte Code	Analyte	Method
104.030	001	1,2-Dibromoethane (EDB, Ethylene Dibromide)	EPA 504.1
104.030	002	1,2-Dibromo-3-chloropropane (DBCP)	EPA 504.1
104.040	001	Benzene	EPA 524.2

Subgroup Code	Analyte Code	Analyte	Method
104.040	007	n-Butylbenzene	EPA 524.2
104.040	008	sec-Butylbenzene	EPA 524.2
104.040	009	tert-Butylbenzene	EPA 524.2
104.040	010	Carbon Tetrachloride	EPA 524.2
104.040	011	Chlorobenzene	EPA 524.2
104.040	015	2-Chlorotoluene	EPA 524.2
104.040	016	4-Chlorotoluene	EPA 524.2
104.040	019	1,3-Dichlorobenzene	EPA 524.2
104.040	020	1,2-Dichlorobenzene	EPA 524.2
104.040	021	1,4-Dichlorobenzene	EPA 524.2
104.040	022	Dichlorodifluoromethane	EPA 524.2
104.040	023	1,1-Dichloroethane	EPA 524.2
104.040	024	1,2-Dichloroethane	EPA 524.2
104.040	025	1,1-Dichloroethylene (1,1-Dichloroethene)	EPA 524.2
104.040	026	cis-1,2-Dichloroethylene (cis 1,2 Dichloroethene)	EPA 524.2
104.040	027	trans-1,2-Dichloroethylene (trans-1,2 Dichloroethene)	EPA 524.2
104.040	028	Dichloromethane (Methylene Chloride)	EPA 524.2
104.040	029	1,2-Dichloropropane	EPA 524.2
104.040	033	cis-1,3-Dichloropropylene (cis 1,3 Dichloropropene)	EPA 524.2
104.040	034	trans-1,3-Dichloropropylene (trans-1,3 Dichloroprope	EPA 524.2
104.040	035	Ethylbenzene	EPA 524.2
104.040	037	Isopropylbenzene	EPA 524.2
104.040	039	Naphthalene	EPA 524.2
104.040	041	N-propylbenzene	EPA 524.2
104.040	042	Styrene	EPA 524.2
104.040	043	1,1,1,2-Tetrachloroethane	EPA 524.2
104.040	044	1,1,2,2-Tetrachloroethane	EPA 524.2
104.040	045	Tetrachloroethylene (Tetrachloroethene)	EPA 524.2
104.040	046	Toluene	EPA 524.2
104.040	047	1,2,3-Trichlorobenzene	EPA 524.2
104.040	048	1,2,4-Trichlorobenzene	EPA 524.2
104.040	049	1,1,1-Trichloroethane	EPA 524.2
104.040	050	1,1,2-Trichloroethane	EPA 524.2
104.040	051	Trichloroethylene (Trichloroethene)	EPA 524.2
104.040	052	Trichlorofluoromethane	EPA 524.2
104.040	054	1,2,4-Trimethylbenzene	EPA 524.2
104.040	055	1,3,5-Trimethylbenzene	EPA 524.2
104.040	056	Vinyl Chloride	EPA 524.2
104.040	059	o-Xylene	EPA 524.2
104.040	063	m+p-Xylene	EPA 524.2
104.045	001	Bromodichloromethane	EPA 524.2

Subgroup Code	Analyte Code	Analyte	Method
104.045	002	Bromoform	EPA 524.2
104.045	003	Chloroform	EPA 524.2
104.045	004	Dibromochloromethane (Chlorodibromomethane)	EPA 524.2
104.050	002	Methyl tert-butyl Ether (MTBE)	EPA 524.2
104.050	003	tert-Amyl Methyl Ether (TAME)	EPA 524.2
104.050	004	Ethyl tert-butyl Ether (ETBE)	EPA 524.2
104.050	005	Trichlorotrifluoroethane (Freon 113)	EPA 524.2
104.050	006	tert-Butyl Alcohol (TBA)	EPA 524.2

Field of Testing: 105 – Semi-volatile Organic Chemistry of Drinking Water

Subgroup Code	Analyte Code	Analyte	Method
105.010	002	Alachlor	EPA 505
105.010	004	Chlordane	EPA 505
105.010	006	Endrin	EPA 505
105.010	007	Heptachlor	EPA 505
105.010	008	Heptachlor Epoxide	EPA 505
105.010	009	Hexachlorobenzene	EPA 505
105.010	010	Hexachlorocyclopentadiene	EPA 505
105.010	011	Lindane (HCH-gamma)	EPA 505
105.010	012	Methoxychlor	EPA 505
105.010	014	Toxaphene	EPA 505
105.010	015	PCBs as Aroclors (screen)	EPA 505
105.020	001	Di(2-ethylhexyl) Adipate	EPA 506
105.020	002	Di(2-ethylhexyl) Phthalate	EPA 506
105.030	001	Alachlor	EPA 507
105.030	002	Atrazine	EPA 507
105.030	003	Butachlor	EPA 507
105.030	005	Metolachlor	EPA 507
105.030	006	Metribuzin	EPA 507
105.030	007	Molinate	EPA 507
105.030	008	Prometryn	EPA 507
105.030	009	Simazine	EPA 507
105.082	001	2,4-D	EPA 515.3
105.082	002	Dinoseb	EPA 515.3
105.082	003	Pentachlorophenol	EPA 515.3
105.082	004	Picloram	EPA 515.3
105.082	005	2,4,5-TP (Silvex)	EPA 515.3
105.082	006	Bentazon	EPA 515.3
105.082	007	Dalapon	EPA 515.3
105.082	008	Dicamba	EPA 515.3
105.100	001	Aldicarb	EPA 531.1
105.100	002	Aldicarb Sulfone	EPA 531.1
105.100	003	Aldicarb Sulfoxide	EPA 531.1
105.100	004	Carbaryl	EPA 531.1
105.100	005	Carbofuran	EPA 531.1

Subgroup Code	Analyte Code	Analyte	Method
105.100	006	3-Hydroxycarbofuran	EPA 531.1
105.100	007	Methomyl	EPA 531.1
105.100	008	Oxamyl	EPA 531.1
105.120	001	Glyphosate	EPA 547
105.140	001	Endothall	EPA 548.1
105.150	001	Diquat	EPA 549.2
105.161	001	Benzo(a)pyrene	EPA 550.1
105.200	001	Bromoacetic Acid	EPA 552.2
105.200	003	Chloroacetic Acid	EPA 552.2
105.200	005	Dibromoacetic Acid	EPA 552.2
105.200	006	Dichloroacetic Acid	EPA 552.2
105.200	007	Trichloroacetic Acid	EPA 552.2

Field of Testing: 107 – Microbiological Methods for Non-Potable Water and Sewage Sludge

Subgroup Code	Analyte Code	Analyte	Method
107.001	001	Total Coliform (Enumeration)	SM 9221 B, C-2006
107.001	002	Fecal Coliform (Enumeration)	SM 9221 C, E-2006
107.005	001	E. coli (Enumeration)	SM 9223 B-2004

Field of Testing: 108 – Inorganic Constituents in Non-Potable Water

Subgroup Code	Analyte Code	Analyte	Method
108.007	001	Residue, Volatile	EPA 160.4 (1971)
108.009	001	Turbidity	EPA 180.1 (1993 Rev. 2.0)
108.013	001	Calcium	EPA 200.7 (1994 Rev. 4.4)
108.013	002	Magnesium	EPA 200.7 (1994 Rev. 4.4)
108.013	004	Potassium	EPA 200.7 (1994 Rev. 4.4)
108.013	006	Sodium	EPA 200.7 (1994 Rev. 4.4)
108.017	001	Bromide	EPA 300.0 (1993 Rev. 2.1)
108.017	002	Chloride	EPA 300.0 (1993 Rev. 2.1)
108.017	003	Fluoride	EPA 300.0 (1993 Rev. 2.1)
108.017	004	Nitrate (as N)	EPA 300.0 (1993 Rev. 2.1)
108.017	005	Nitrate-Nitrite (as N)	EPA 300.0 (1993 Rev. 2.1)
108.017	006	Nitrite (as N)	EPA 300.0 (1993 Rev. 2.1)
108.017	008	Sulfate (as SO4)	EPA 300.0 (1993 Rev. 2.1)

Subgroup Code	Analyte Code	Analyte	Method
108.053	002	Oil & Grease Total	EPA 1664 B
108.063	001	Alkalinity	SM 2320 B-2011
108.065	001	Hardness (Calculation)	SM 2340 B-2011
108.069	001	Specific Conductance	SM 2510 B-2011
108.071	001	Residue, Total	SM 2540 B-2011
108.073	001	Residue, Filterable TDS	SM 2540 C-2011
108.075	001	Residue, Non-filterable TSS	SM 2540 D-2011
108.079	001	Residue, Settleable	SM 2540 F-2011
108.114	001	Chlorine, Total Residual	SM 4500-Cl G-2011
108.114	002	Chlorine, Free	SM 4500-Cl G-2011
108.137	001	Hydrogen Ion (pH)	SM 4500-H+ B-2011
108.140	001	Ammonia (as N)	SM 4500-NH3 D-2011
108.140	002	Kjeldahl Nitrogen, Total (as N)	SM 4500-NH3 D-2011
108.175	001	Phosphate, Ortho (as P)	SM 4500-P E-2011
108.175	002	Phosphorus, Total	SM 4500-P E-2011
108.207	001	Biochemical Oxygen Demand	SM 5210 B-2011
108.207	002	Carbonaceous BOD	SM 5210 B-2011
108.217	001	Organic Carbon-Total (TOC)	SM 5310 C-2011
108.225	001	Surfactants	SM 5540 C-2011
108.325	001	Chemical Oxygen Demand	Hach 8000

Field of Testing: 109 – Metals and Trace Elements in Non-Potable Water

Subgroup Code	Analyte Code	Analyte	Method
109.623	001	Aluminum	EPA 200.7 (1994 Rev. 4.4)
109.623	002	Antimony	EPA 200.7 (1994 Rev. 4.4)
109.623	003	Arsenic	EPA 200.7 (1994 Rev. 4.4)
109.623	004	Barium	EPA 200.7 (1994 Rev. 4.4)
109.623	005	Beryllium	EPA 200.7 (1994 Rev. 4.4)
109.623	006	Boron	EPA 200.7 (1994 Rev. 4.4)
109.623	007	Cadmium	EPA 200.7 (1994 Rev. 4.4)
109.623	008	Chromium	EPA 200.7 (1994 Rev. 4.4)
109.623	009	Cobalt	EPA 200.7 (1994 Rev. 4.4)
109.623	010	Copper	EPA 200.7 (1994 Rev. 4.4)
109.623	011	Iron	EPA 200.7 (1994 Rev. 4.4)

Subgroup Code	Analyte Code	Analyte	Method
109.623	012	Lead	EPA 200.7 (1994 Rev. 4.4)
109.623	013	Manganese	EPA 200.7 (1994 Rev. 4.4)
109.623	014	Molybdenum	EPA 200.7 (1994 Rev. 4.4)
109.623	015	Nickel	EPA 200.7 (1994 Rev. 4.4)
109.623	016	Selenium	EPA 200.7 (1994 Rev. 4.4)
109.623	017	Silver	EPA 200.7 (1994 Rev. 4.4)
109.623	018	Thallium	EPA 200.7 (1994 Rev. 4.4)
109.623	021	Vanadium	EPA 200.7 (1994 Rev. 4.4)
109.623	022	Zinc	EPA 200.7 (1994 Rev. 4.4)
109.625	001	Aluminum	EPA 200.8 (1994 Rev. 5.4)
109.625	002	Antimony	EPA 200.8 (1994 Rev. 5.4)
109.625	003	Arsenic	EPA 200.8 (1994 Rev. 5.4)
109.625	004	Barium	EPA 200.8 (1994 Rev. 5.4)
109.625	005	Beryllium	EPA 200.8 (1994 Rev. 5.4)
109.625	007	Cadmium	EPA 200.8 (1994 Rev. 5.4)
109.625	008	Chromium	EPA 200.8 (1994 Rev. 5.4)
109.625	009	Cobalt	EPA 200.8 (1994 Rev. 5.4)
109.625	010	Copper	EPA 200.8 (1994 Rev. 5.4)
109.625	013	Lead	EPA 200.8 (1994 Rev. 5.4)
109.625	014	Manganese	EPA 200.8 (1994 Rev. 5.4)
109.625	015	Molybdenum	EPA 200.8 (1994 Rev. 5.4)
109.625	016	Nickel	EPA 200.8 (1994 Rev. 5.4)
109.625	017	Selenium	EPA 200.8 (1994 Rev. 5.4)
109.625	018	Silver	EPA 200.8 (1994 Rev. 5.4)

Subgroup Code	Analyte Code	Analyte	Method
109.625	019	Thallium	EPA 200.8 (1994 Rev. 5.4)
109.625	022	Vanadium	EPA 200.8 (1994 Rev. 5.4)
109.625	023	Zinc	EPA 200.8 (1994 Rev. 5.4)
109.635	001	Mercury	EPA 245.1 (1994 Rev. 3.0)
109.687	001	Chromium (VI)	SM 3500-Cr C-2011

Field of Testing: 110 – Volatile Organic Constituents in Non-Potable Water

Subgroup Code	Analyte Code	Analyte	Method
110.040	005	Benzene	EPA 624.1
110.040	006	Bromodichloromethane	EPA 624.1
110.040	007	Bromoform	EPA 624.1
110.040	008	Bromomethane (Methyl Bromide)	EPA 624.1
110.040	010	Carbon Tetrachloride	EPA 624.1
110.040	011	Chlorobenzene	EPA 624.1
110.040	012	Chloroethane	EPA 624.1
110.040	013	2-Chloroethylvinyl Ether	EPA 624.1
110.040	014	Chloroform	EPA 624.1
110.040	015	Chloromethane (Methyl Chloride)	EPA 624.1
110.040	016	Dibromochloromethane (Chlorodibromomethane)	EPA 624.1
110.040	017	1,2-Dichlorobenzene	EPA 624.1
110.040	018	1,3-Dichlorobenzene	EPA 624.1
110.040	019	1,4-Dichlorobenzene	EPA 624.1
110.040	020	1,1-Dichloroethane	EPA 624.1
110.040	021	1,2-Dichloroethane	EPA 624.1
110.040	022	1,1-Dichloroethylene (1,1-Dichloroethene)	EPA 624.1
110.040	023	trans-1,2-Dichloroethylene (trans-1,2 Dichloroethene)	EPA 624.1
110.040	024	1,2-Dichloropropane	EPA 624.1
110.040	025	cis-1,3-Dichloropropylene (cis 1,3 Dichloropropene)	EPA 624.1
110.040	026	trans-1,3-Dichloropropylene (trans-1,3 Dichloroprope	EPA 624.1
110.040	029	Ethylbenzene	EPA 624.1
110.040	031	Methylene Chloride (Dichloromethane)	EPA 624.1
110.040	034	1,1,2,2-Tetrachloroethane	EPA 624.1
110.040	035	Tetrachloroethylene (Tetrachloroethene)	EPA 624.1
110.040	037	Toluene	EPA 624.1
110.040	038	1,1,1-Trichloroethane	EPA 624.1
110.040	039	1,1,2-Trichloroethane	EPA 624.1

Subgroup Code	Analyte Code	Analyte	Method
110.040	040	Trichloroethylene (Trichloroethene)	EPA 624.1
110.040	041	Vinyl Chloride	EPA 624.1
110.040	043	o-Xylene	EPA 624.1
110.040	045	Trichlorofluoromethane	EPA 624.1
110.040	046	m+p-Xylene	EPA 624.1

Field of Testing: 111 – Semi-volatile Organic Constituents in Non-Potable Water

Subgroup Code	Analyte Code	Analyte	Method
111.030	002	Bis(2-ethylhexyl)phthalate	EPA 606
111.055	001	Aldrin	EPA 608.3
111.055	002	alpha-BHC	EPA 608.3
111.055	003	beta-BHC	EPA 608.3
111.055	004	delta-BHC	EPA 608.3
111.055	005	gamma-BHC (Lindane)	EPA 608.3
111.055	006	Chlordane	EPA 608.3
111.055	007	4,4'-DDD	EPA 608.3
111.055	008	4,4'-DDE	EPA 608.3
111.055	009	4,4'-DDT	EPA 608.3
111.055	010	Dieldrin	EPA 608.3
111.055	011	Endosulfan I	EPA 608.3
111.055	012	Endosulfan II	EPA 608.3
111.055	013	Endosulfan Sulfate	EPA 608.3
111.055	014	Endrin	EPA 608.3
111.055	015	Endrin Aldehyde	EPA 608.3
111.055	016	Heptachlor	EPA 608.3
111.055	017	Heptachlor Epoxide	EPA 608.3
111.055	019	PCB-1016	EPA 608.3
111.055	020	PCB-1221	EPA 608.3
111.055	021	PCB-1232	EPA 608.3
111.055	022	PCB-1242	EPA 608.3
111.055	023	PCB-1248	EPA 608.3
111.055	024	PCB-1254	EPA 608.3
111.055	025	PCB-1260	EPA 608.3
111.055	038	Chlorothalonil	EPA 608.3
111.055	046	Methoxychlor	EPA 608.3
111.055	060	Toxaphene	EPA 608.3
111.120	001	2,4-D	EPA 615
111.120	002	2,4-DB	EPA 615
111.120	003	Dicamba	EPA 615
111.120	004	Dichlorprop	EPA 615
111.120	005	Dinoseb	EPA 615
111.120	008	2,4,5-T	EPA 615
111.120	009	2,4,5-TP (Silvex)	EPA 615
111.140	001	Ametryn	EPA 619
111.140	002	Atraton	EPA 619
111.140	003	Atrazine	EPA 619

Subgroup Code	Analyte Code	Analyte	Method
111.140	004	Prometon	EPA 619
111.140	005	Prometryn	EPA 619
111.140	006	Propazine	EPA 619
111.140	008	Simazine	EPA 619
111.140	010	Terbutryn	EPA 619
111.190	008	Ziram (Zinc Dimethyldithiocarbamate)	EPA 630
111.210	002	Barban	EPA 632
111.210	003	Carbaryl	EPA 632
111.210	004	Carbofuran	EPA 632
111.210	005	Chloropropham	EPA 632
111.210	006	Diuron	EPA 632
111.210	007	Fenuron	EPA 632
111.210	009	Linuron	EPA 632
111.210	010	Methiocarb	EPA 632
111.210	011	Methomyl	EPA 632
111.210	013	Monuron	EPA 632
111.210	015	Neburon	EPA 632
111.210	016	Propham	EPA 632
111.210	017	Propoxur	EPA 632
111.210	018	Siduron	EPA 632
111.210	019	Swep	EPA 632

Field of Testing: 114 – Inorganic Chemistry of Hazardous Waste

Subgroup Code	Analyte Code	Analyte	Method
114.010	001	Antimony	EPA 6010 B
114.010	002	Arsenic	EPA 6010 B
114.010	003	Barium	EPA 6010 B
114.010	004	Beryllium	EPA 6010 B
114.010	005	Cadmium	EPA 6010 B
114.010	006	Chromium	EPA 6010 B
114.010	007	Cobalt	EPA 6010 B
114.010	008	Copper	EPA 6010 B
114.010	009	Lead	EPA 6010 B
114.010	010	Molybdenum	EPA 6010 B
114.010	011	Nickel	EPA 6010 B
114.010	012	Selenium	EPA 6010 B
114.010	013	Silver	EPA 6010 B
114.010	014	Thallium	EPA 6010 B
114.010	015	Vanadium	EPA 6010 B
114.010	016	Zinc	EPA 6010 B
114.020	001	Antimony	EPA 6020
114.020	002	Arsenic	EPA 6020
114.020	003	Barium	EPA 6020
114.020	004	Beryllium	EPA 6020
114.020	005	Cadmium	EPA 6020
114.020	006	Chromium	EPA 6020

Subgroup Code	Analyte Code	Analyte	Method
114.020	007	Cobalt	EPA 6020
114.020	008	Copper	EPA 6020
114.020	009	Lead	EPA 6020
114.020	010	Molybdenum	EPA 6020
114.020	011	Nickel	EPA 6020
114.020	012	Selenium	EPA 6020
114.020	013	Silver	EPA 6020
114.020	014	Thallium	EPA 6020
114.020	015	Vanadium	EPA 6020
114.020	016	Zinc	EPA 6020
114.141	001	Mercury	EPA 7471 A
114.241	001	Corrosivity - pH Determination	EPA 9045 C

Field of Testing: 115 – Extraction Test of Hazardous Waste

Subgroup Code	Analyte Code	Analyte	Method
115.021	001	TCLP Inorganics	EPA 1311
115.030	001	Waste Extraction Test (WET)	CCR Chapter 11, Article 5, Appendix II

Field of Testing: 116 – Volatile Organic Chemistry of Hazardous Waste

Subgroup Code	Analyte Code	Analyte	Method
116.080	000	Volatile Organic Compounds	EPA 8260 B
116.080	120	Oxygenates	EPA 8260 B
116.100	001	Total Petroleum Hydrocarbons - Gasoline (GRO)	LUFT GC/MS
116.100	010	BTEX and MTBE	LUFT GC/MS
116.110	001	Total Petroleum Hydrocarbons - Gasoline (GRO)	LUFT

Field of Testing: 117 – Semi-volatile Organic Chemistry of Hazardous Waste

Subgroup Code	Analyte Code	Analyte	Method
117.010	001	Diesel-range Total Petroleum Hydrocarbons	EPA 8015 B
117.016	001	Diesel-range Total Petroleum Hydrocarbons	LUFT
117.150	000	Carbonyl Compounds	EPA 8315 A
117.210	000	Organochlorine Pesticides	EPA 8081 A
117.250	000	Chlorinated Herbicides	EPA 8151 A
117.280	000	Carbamates	EPA 8321 A

CALIFORNIA STATE
ENVIRONMENTAL LABORATORY ACCREDITATION PROGRAM
Accredited Fields of Testing

Pat-Chem Laboratories

1824 First Street
San Fernando, CA 91340
Phone: 8186395300

Certificate No. 1531
Expiration Date 5/31/2021

Field of Testing: 101 - Microbiology of Drinking Water

101.010	001	Heterotrophic Bacteria	SM 9215 B
101.010	002	Heterotrophic Bacteria	SimPlate
101.020	004	Total Coliform (Enumeration)	SM 9221 B,C
101.020	005	Fecal Coliform (Enumeration)	SM 9221 B,E
101.020	006	E. coli (Enumeration)	SM 9221 B,F
101.050	001	Total Coliform P/A	SM 9223 B Colilert
101.050	002	E. coli P/A	SM 9223 B Colilert

Field of Testing: 102 - Inorganic Chemistry of Drinking Water

102.020	001	Turbidity	EPA 180.1
102.026	001	Calcium	EPA 200.7
102.026	002	Magnesium	EPA 200.7
102.026	003	Potassium	EPA 200.7
102.026	004	Silica	EPA 200.7
102.026	005	Sodium	EPA 200.7
102.030	001	Bromide	EPA 300.0
102.030	002	Chlorate	EPA 300.0
102.030	003	Chloride	EPA 300.0
102.030	004	Chlorite	EPA 300.0
102.030	005	Fluoride	EPA 300.0
102.030	006	Nitrate (as N)	EPA 300.0
102.030	007	Nitrite (as N)	EPA 300.0
102.030	009	Sulfate (as SO4)	EPA 300.0
102.060	001	Nitrate (as N) (Calculation)	EPA 353.2
102.061	001	Nitrite (as N)	EPA 353.2
102.070	001	Phosphate,Ortho (as P)	EPA 365.1
102.095	001	Turbidity	SM 2130 B-2001
102.100	001	Alkalinity	SM 2320 B-1997
102.120	001	Hardness (Calculation)	SM 2340 B-1997
102.130	001	Specific Conductance	SM 2510 B-1997
102.140	001	Residue, Filterable TDS	SM 2540 C-1997
102.175	001	Chlorine, Free	SM 4500-Cl G-2000
102.175	002	Chlorine, Total Residual	SM 4500-Cl G-2000
102.190	001	Cyanide, Total	SM 4500-CN E-1999

102.192	001	Cyanide, Amenable	SM 4500-CN G-1999
102.203	001	Hydrogen Ion (pH)	SM 4500-H+ B-2000
102.260	001	Organic Carbon-Total (TOC)	SM 5310 B-2000
102.261	001	Dissolved Organic Carbon (DOC)	SM 5310 B-2000
102.270	001	Surfactants	SM 5540 C-2000

Field of Testing: 103 - Toxic Chemical Elements of Drinking Water

103.130	001	Aluminum	EPA 200.7
103.130	003	Barium	EPA 200.7
103.130	004	Beryllium	EPA 200.7
103.130	005	Cadmium	EPA 200.7
103.130	007	Chromium	EPA 200.7
103.130	008	Copper	EPA 200.7
103.130	009	Iron	EPA 200.7
103.130	011	Manganese	EPA 200.7
103.130	012	Nickel	EPA 200.7
103.130	015	Silver	EPA 200.7
103.130	017	Zinc	EPA 200.7
103.130	018	Boron	EPA 200.7
103.140	001	Aluminum	EPA 200.8
103.140	002	Antimony	EPA 200.8
103.140	003	Arsenic	EPA 200.8
103.140	004	Barium	EPA 200.8
103.140	005	Beryllium	EPA 200.8
103.140	006	Cadmium	EPA 200.8
103.140	007	Chromium	EPA 200.8
103.140	008	Copper	EPA 200.8
103.140	009	Lead	EPA 200.8
103.140	010	Manganese	EPA 200.8
103.140	012	Nickel	EPA 200.8
103.140	013	Selenium	EPA 200.8
103.140	014	Silver	EPA 200.8
103.140	015	Thallium	EPA 200.8
103.140	016	Zinc	EPA 200.8
103.140	017	Boron	EPA 200.8
103.140	018	Vanadium	EPA 200.8
103.160	001	Mercury	EPA 245.1

Field of Testing: 104 - Volatile Organic Chemistry of Drinking Water

104.035	001	1,2,3-Trichloropropane (TCP)	SRL 524M-TCP
104.040	000	Volatile Organic Compounds	EPA 524.2
104.040	001	Benzene	EPA 524.2
104.040	007	n-Butylbenzene	EPA 524.2
104.040	008	sec-Butylbenzene	EPA 524.2

104.040	009	tert-Butylbenzene	EPA 524.2
104.040	010	Carbon Tetrachloride	EPA 524.2
104.040	011	Chlorobenzene	EPA 524.2
104.040	015	2-Chlorotoluene	EPA 524.2
104.040	016	4-Chlorotoluene	EPA 524.2
104.040	019	1,3-Dichlorobenzene	EPA 524.2
104.040	020	1,2-Dichlorobenzene	EPA 524.2
104.040	021	1,4-Dichlorobenzene	EPA 524.2
104.040	022	Dichlorodifluoromethane	EPA 524.2
104.040	023	1,1-Dichloroethane	EPA 524.2
104.040	024	1,2-Dichloroethane	EPA 524.2
104.040	025	1,1-Dichloroethene (1,1-Dichloroethylene)	EPA 524.2
104.040	026	cis-1,2-Dichloroethene	EPA 524.2
104.040	027	trans-1,2-Dichloroethene	EPA 524.2
104.040	028	Dichloromethane (Methylene Chloride)	EPA 524.2
104.040	029	1,2-Dichloropropane	EPA 524.2
104.040	033	cis-1,3-Dichloropropene	EPA 524.2
104.040	034	trans-1,3-Dichloropropene	EPA 524.2
104.040	035	Ethylbenzene	EPA 524.2
104.040	037	Isopropylbenzene	EPA 524.2
104.040	039	Naphthalene	EPA 524.2
104.040	041	N-propylbenzene	EPA 524.2
104.040	042	Styrene	EPA 524.2
104.040	043	1,1,1,2-Tetrachloroethane	EPA 524.2
104.040	044	1,1,2,2-Tetrachloroethane	EPA 524.2
104.040	045	Tetrachloroethylene (Tetrachloroethene)	EPA 524.2
104.040	046	Toluene	EPA 524.2
104.040	047	1,2,3-Trichlorobenzene	EPA 524.2
104.040	048	1,2,4-Trichlorobenzene	EPA 524.2
104.040	049	1,1,1-Trichloroethane	EPA 524.2
104.040	050	1,1,2-Trichloroethane	EPA 524.2
104.040	051	Trichloroethene	EPA 524.2
104.040	052	Trichlorofluoromethane	EPA 524.2
104.040	054	1,2,4-Trimethylbenzene	EPA 524.2
104.040	055	1,3,5-Trimethylbenzene	EPA 524.2
104.040	056	Vinyl Chloride	EPA 524.2
104.040	057	Xylenes, Total	EPA 524.2
104.045	000	Trihalomethanes, Total	EPA 524.2
104.045	001	Bromodichloromethane	EPA 524.2
104.045	002	Bromoform	EPA 524.2
104.045	003	Chloroform	EPA 524.2
104.045	004	Dibromochloromethane	EPA 524.2

104.050	000	Gasoline Additives	EPA 524.2
104.050	002	Methyl tert-butyl Ether (MTBE)	EPA 524.2
104.050	003	tert-Amyl Methyl Ether (TAME)	EPA 524.2
104.050	004	Ethyl tert-butyl Ether (ETBE)	EPA 524.2
104.050	005	Trichlorotrifluoroethane	EPA 524.2
104.050	006	tert-Butyl Alcohol (TBA)	EPA 524.2

Field of Testing: 105 - Semi-volatile Organic Chemistry of Drinking Water

105.020	000	Phthalate & Adipate Esters	EPA 506
105.020	001	Di(2-ethylhexyl) Adipate	EPA 506
105.020	002	Di(2-ethylhexyl) Phthalate	EPA 506
105.030	000	N-, P- Pesticides	EPA 507
105.030	001	Alachlor	EPA 507
105.030	002	Atrazine	EPA 507
105.030	003	Butachlor	EPA 507
105.030	005	Metolachlor	EPA 507
105.030	006	Metribuzin	EPA 507
105.030	007	Molinate	EPA 507
105.030	009	Simazine	EPA 507
105.035	000	Organochlorine Pesticides and PCBs	EPA 508
105.035	001	Aldrin	EPA 508
105.035	005	Endrin	EPA 508
105.035	007	Heptachlor	EPA 508
105.035	008	Heptachlor Epoxide	EPA 508
105.035	009	Hexachlorobenzene	EPA 508
105.035	010	Lindane (HCH-gamma)	EPA 508
105.035	011	Methoxychlor	EPA 508
105.035	012	Propachlor	EPA 508
105.035	013	Chlordane	EPA 508
105.035	014	Toxaphene	EPA 508
105.035	015	PCBs as Aroclors	EPA 508
105.035	016	Aroclor 1016	EPA 508
105.035	017	Aroclor 1221	EPA 508
105.035	018	Aroclor 1232	EPA 508
105.035	019	Aroclor 1242	EPA 508
105.035	020	Aroclor 1248	EPA 508
105.035	021	Aroclor 1254	EPA 508
105.035	022	Aroclor 1260	EPA 508
105.070	000	Chlorinated Acids	EPA 515.1
105.070	001	Bentazon	EPA 515.1
105.070	002	2,4-D	EPA 515.1
105.070	003	Dalapon	EPA 515.1
105.070	004	Dicamba	EPA 515.1

105.070	005	Dinoseb	EPA 515.1
105.070	006	Pentachlorophenol	EPA 515.1
105.070	007	Picloram	EPA 515.1
105.070	008	2,4,5-TP (Silvex)	EPA 515.1
105.160	000	Polynuclear Aromatic Hydrocarbons	EPA 550
105.160	001	Benzo(a)pyrene	EPA 550
105.200	001	Bromoacetic Acid	EPA 552.2
105.200	003	Chloroacetic Acid	EPA 552.2
105.200	005	Dibromoacetic Acid	EPA 552.2
105.200	006	Dichloroacetic Acid	EPA 552.2
105.200	007	Trichloroacetic Acid	EPA 552.2
105.200	008	Haloacetic Acids (HAA5)	EPA 552.2

Field of Testing: 107 - Microbiology of Wastewater

107.020	002	Total Coliform	SM 9221 B-2006
107.030	002	Total Coliform with Chlorine Present	SM 9221 B-2006
107.040	002	Fecal Coliform (Enumeration)	SM 9221 C,E-2006
107.050	002	Fecal Coliform with Chlorine Present	SM 9221 C,E-2006
107.242	001	Enterococci	Enterolert
107.245	002	E. coli (Enumeration)	SM 9223 B Colilert
107.247	001	E. coli (Enumeration)	SM 9221 B,F-2006

Field of Testing: 108 - Inorganic Chemistry of Wastewater

108.110	001	Turbidity	EPA 180.1
108.112	001	Boron	EPA 200.7
108.112	002	Calcium	EPA 200.7
108.112	003	Hardness (Calculation)	EPA 200.7
108.112	004	Magnesium	EPA 200.7
108.112	005	Potassium	EPA 200.7
108.112	006	Silica, Dissolved	EPA 200.7
108.112	007	Sodium	EPA 200.7
108.113	001	Boron	EPA 200.8
108.120	001	Bromide	EPA 300.0
108.120	002	Chloride	EPA 300.0
108.120	003	Fluoride	EPA 300.0
108.120	008	Sulfate (as SO4)	EPA 300.0
108.120	012	Nitrate (as N)	EPA 300.0
108.120	013	Nitrate-Nitrite (as N)	EPA 300.0
108.120	014	Nitrite (as N)	EPA 300.0
108.209	001	Ammonia (as N)	EPA 350.1
108.211	002	Kjeldahl Nitrogen,Total (as N)	EPA 351.2
108.232	003	Nitrate-Nitrite (as N)	EPA 353.2
108.232	004	Nitrite (as N)	EPA 353.2
108.260	001	Phosphate,Ortho (as P)	EPA 365.1

108.261	001	Phosphorus,Total	EPA 365.1
108.360	001	Phenols, Total	EPA 420.1
108.381	001	Oil & Grease Total	EPA 1664 A
108.390	001	Turbidity	SM 2130 B-2001
108.410	001	Alkalinity	SM 2320 B-1997
108.420	001	Hardness (Calculation)	SM 2340 B-1997
108.430	001	Specific Conductance	SM 2510 B-1997
108.439	001	Residue, Volatile	SM 2540 E-1997
108.440	001	Residue, Total	SM 2540 B-1997
108.441	001	Residue, Filterable TDS	SM 2540 C-1997
108.442	001	Residue, Non-filterable TSS	SM 2540 D-1997
108.443	001	Residue, Settleable	SM 2540 F-1997
108.444	001	Temperature	SM 2550 B-2010
108.465	001	Chlorine, Total Residual	SM 4500-Cl G-2000
108.465	002	Chlorine, Free	SM 4500-Cl G-2000
108.472	001	Cyanide, Total	SM 4500-CN E-1999
108.473	001	Cyanide, Amenable	SM 4500-CN G-1999
108.490	001	Hydrogen Ion (pH)	SM 4500-H+ B-2000
108.536	001	Oxygen, Dissolved	SM 4500-O G-2001
108.584	001	Sulfide (as S)	SM 4500-S D-2000
108.592	001	Biochemical Oxygen Demand	SM 5210 B -2001
108.592	002	Carbonaceous BOD	SM 5210 B -2001
108.595	001	Chemical Oxygen Demand	SM 5220 D-1997
108.596	001	Organic Carbon-Total (TOC)	SM 5310 B-2000
108.605	001	Surfactants	SM 5540 C-2000

Field of Testing: 109 - Toxic Chemical Elements of Wastewater

109.010	001	Aluminum	EPA 200.7
109.010	002	Antimony	EPA 200.7
109.010	003	Arsenic	EPA 200.7
109.010	004	Barium	EPA 200.7
109.010	005	Beryllium	EPA 200.7
109.010	006	Boron	EPA 200.7
109.010	007	Cadmium	EPA 200.7
109.010	009	Chromium	EPA 200.7
109.010	010	Cobalt	EPA 200.7
109.010	011	Copper	EPA 200.7
109.010	012	Iron	EPA 200.7
109.010	013	Lead	EPA 200.7
109.010	015	Manganese	EPA 200.7
109.010	016	Molybdenum	EPA 200.7
109.010	017	Nickel	EPA 200.7
109.010	019	Selenium	EPA 200.7

109.010	021	Silver	EPA 200.7
109.010	023	Thallium	EPA 200.7
109.010	024	Tin	EPA 200.7
109.010	025	Titanium	EPA 200.7
109.010	026	Vanadium	EPA 200.7
109.010	027	Zinc	EPA 200.7
109.020	001	Aluminum	EPA 200.8
109.020	002	Antimony	EPA 200.8
109.020	003	Arsenic	EPA 200.8
109.020	004	Barium	EPA 200.8
109.020	005	Beryllium	EPA 200.8
109.020	006	Cadmium	EPA 200.8
109.020	007	Chromium	EPA 200.8
109.020	008	Cobalt	EPA 200.8
109.020	009	Copper	EPA 200.8
109.020	010	Lead	EPA 200.8
109.020	011	Manganese	EPA 200.8
109.020	012	Molybdenum	EPA 200.8
109.020	013	Nickel	EPA 200.8
109.020	014	Selenium	EPA 200.8
109.020	015	Silver	EPA 200.8
109.020	016	Thallium	EPA 200.8
109.020	017	Vanadium	EPA 200.8
109.020	018	Zinc	EPA 200.8
109.020	021	Iron	EPA 200.8
109.190	001	Mercury	EPA 245.1
109.445	002	Chromium (VI)	SM 3500-Cr B-2009

Field of Testing: 110 - Volatile Organic Chemistry of Wastewater

110.040	000	Purgeable Organic Compounds	EPA 624

Field of Testing: 111 - Semi-volatile Organic Chemistry of Wastewater

111.010	000	Phenols	EPA 604
111.060	000	Polynuclear Aromatics	EPA 610
111.100	000	Base/Neutral & Acid Organics	EPA 625
111.170	000	Organochlorine Pesticides and PCBs	EPA 608
111.210	000	Carbamates	EPA 632

Field of Testing: 114 - Inorganic Chemistry of Hazardous Waste

114.010	001	Antimony	EPA 6010 B
114.010	002	Arsenic	EPA 6010 B
114.010	003	Barium	EPA 6010 B
114.010	004	Beryllium	EPA 6010 B
114.010	005	Cadmium	EPA 6010 B
114.010	006	Chromium	EPA 6010 B

114.010	007	Cobalt	EPA 6010 B
114.010	008	Copper	EPA 6010 B
114.010	009	Lead	EPA 6010 B
114.010	010	Molybdenum	EPA 6010 B
114.010	011	Nickel	EPA 6010 B
114.010	012	Selenium	EPA 6010 B
114.010	013	Silver	EPA 6010 B
114.010	014	Thallium	EPA 6010 B
114.010	015	Vanadium	EPA 6010 B
114.010	016	Zinc	EPA 6010 B
114.020	001	Antimony	EPA 6020
114.020	002	Arsenic	EPA 6020
114.020	003	Barium	EPA 6020
114.020	004	Beryllium	EPA 6020
114.020	005	Cadmium	EPA 6020
114.020	006	Chromium	EPA 6020
114.020	007	Cobalt	EPA 6020
114.020	008	Copper	EPA 6020
114.020	009	Lead	EPA 6020
114.020	010	Molybdenum	EPA 6020
114.020	011	Nickel	EPA 6020
114.020	012	Selenium	EPA 6020
114.020	013	Silver	EPA 6020
114.020	014	Thallium	EPA 6020
114.020	015	Vanadium	EPA 6020
114.020	016	Zinc	EPA 6020
114.103	001	Chromium (VI)	EPA 7196 A
114.140	001	Mercury	EPA 7470 A
114.141	001	Mercury	EPA 7471 A
114.241	001	Corrosivity - pH Determination	EPA 9045 C

Field of Testing: 115 - Extraction Test of Hazardous Waste

115.020	001	Toxicity Characteristic Leaching Procedure (TCLP)	EPA 1311 (TCLP)
115.021	001	TCLP Inorganics	EPA 1311 (TCLP)
115.030	001	Waste Extraction Test (WET)	CCR Chapter11, Article 5, Appendix II

Field of Testing: 116 - Volatile Organic Chemistry of Hazardous Waste

116.030	001	Gasoline-range Organics	EPA 8015 B
116.080	000	Volatile Organic Compounds	EPA 8260 B
116.080	120	Oxygenates	EPA 8260 B

Field of Testing: 117 - Semi-volatile Organic Chemistry of Hazardous Waste

117.010	001	Diesel-range Total Petroleum Hydrocarbons	EPA 8015 B
117.110	000	Extractable Organics	EPA 8270 C
117.140	000	Polynuclear Aromatic Hydrocarbons	EPA 8310

117.210	000	Organochlorine Pesticides	EPA 8081 A
117.220	000	PCBs	EPA 8082
117.240	000	Organophosphorus Pesticides	EPA 8141 A
117.250	000	Chlorinated Herbicides	EPA 8151 A

Field of Testing: 120 - Physical Properties of Hazardous Waste

120.010	001	Ignitability	EPA 1010
120.080	001	Corrosivity - pH Determination	EPA 9045 C

Field of Testing: 126 - Microbiology of Recreational Water

126.010	001	Total Coliform (Enumeration)	SM 9221 B-2006
126.030	001	Fecal Coliform (Enumeration)	SM 9221 C,E-2006
126.050	001	Total Coliform (Enumeration)	SM 9223 B Colilert
126.050	002	E. coli (Enumeration)	SM 9223 B Colilert
126.080	001	Enterococci	Enterolert

CALIFORNIA STATE

ENVIRONMENTAL LABORATORY ACCREDITATION PROGRAM

Accredited Fields of Testing

Weck Laboratories, Inc.

14859 East Clark Avenue

City of Industry, CA 91745

Phone: (626) 336-2139

Certificate No. **1132**

Expiration Date **3/31/2022**

***As of 4/7/2020, this list supersedes all previous lists for this certificate number.**

Customers: Please verify the current accreditation standing with the State.

Field of Testing: 101 – Microbiology of Drinking Water

Subgroup Code	Analyte Code	Analyte	Method
101.010	001	Heterotrophic Bacteria	SM 9215 B
101.020	004	Total Coliform (Enumeration)	SM 9221 B, C
101.020	005	Fecal Coliform (Enumeration)	SM 9221 B, E
101.020	006	E. coli (Enumeration)	SM 9221 B, F
101.050	001	Total Coliform P/A	SM 9223 B Colilert
101.050	002	E. coli P/A	SM 9223 B Colilert
101.050	003	Total Coliform (Enumeration)	SM 9223 B Colilert
101.050	004	E. coli (Enumeration)	SM 9223 B Colilert
101.050	005	Total Coliform P/A	SM 9223 B Colilert 18
101.050	006	E. coli P/A	SM 9223 B Colilert 18
101.050	007	Total Coliform (Enumeration)	SM 9223 B Colilert 18
101.050	008	E. coli (Enumeration)	SM 9223 B Colilert 18
101.050	009	Total Coliform P/A	SM 9223 B Colisure
101.050	010	E. coli P/A	SM 9223 B Colisure
101.140	001	Enterococci	SM 9230 B
101.170	001	Enterococci	Enterolert

Field of Testing: 102 – Inorganic Chemistry of Drinking Water

Subgroup Code	Analyte Code	Analyte	Method
102.020	001	Turbidity	EPA 180.1
102.026	001	Calcium	EPA 200.7
102.026	002	Magnesium	EPA 200.7

Subgroup Code	Analyte Code	Analyte	Method
102.026	003	Potassium	EPA 200.7
102.026	004	Silica	EPA 200.7
102.026	005	Sodium	EPA 200.7
102.026	006	Hardness (Calculation)	EPA 200.7
102.030	001	Bromide	EPA 300.0
102.030	003	Chloride	EPA 300.0
102.030	005	Fluoride	EPA 300.0
102.030	006	Nitrate (as N)	EPA 300.0
102.030	007	Nitrite (as N)	EPA 300.0
102.030	009	Sulfate (as SO4)	EPA 300.0
102.040	001	Bromide	EPA 300.1
102.040	002	Chlorite	EPA 300.1
102.040	003	Chlorate	EPA 300.1
102.040	004	Bromate	EPA 300.1
102.045	001	Perchlorate	EPA 314.0
102.047	001	Perchlorate	EPA 331.0
102.048	001	Perchlorate	EPA 332.0
102.050	001	Cyanide, Total	EPA 335.4
102.060	001	Nitrate (as N) (Calculation)	EPA 353.2
102.061	001	Nitrite (as N)	EPA 353.2
102.070	001	Phosphate, Ortho (as P)	EPA 365.1
102.086	001	Dissolved Organic Carbon (DOC)	EPA 415.3 Revision 1.2
102.086	002	Specific UV Absorbance SUVA	EPA 415.3 Revision 1.2
102.086	003	Organic Carbon-Total (TOC)	EPA 415.3 Revision 1.2
102.086	004	UV254	EPA 415.3 Revision 1.2
102.090	001	Bromate	EPA 557
102.100	001	Alkalinity	SM 2320 B-1997
102.130	001	Specific Conductance	SM 2510 B-1997
102.140	001	Residue, Filterable TDS	SM 2540 C-1997
102.175	001	Chlorine, Free	SM 4500-Cl G-2000
102.175	002	Chlorine, Total Residual	SM 4500-Cl G-2000
102.180	001	Chlorine Dioxide	SM 4500-ClO2 D-2000
102.203	001	Hydrogen Ion (pH)	SM 4500-H+ B-2000
102.260	001	Organic Carbon-Total (TOC)	SM 5310 B-2000
102.261	001	Dissolved Organic Carbon (DOC)	SM 5310 B-2000
102.270	001	Surfactants	SM 5540 C-2000
102.280	001	UV254	SM 5910 B-2011
102.570	001	Cyanide, Free	OIA-1677, DW

Field of Testing: 103 – Toxic Chemical Elements of Drinking Water

Subgroup Code	Analyte Code	Analyte	Method
103.130	001	Aluminum	EPA 200.7

Subgroup Code	Analyte Code	Analyte	Method
103.130	003	Barium	EPA 200.7
103.130	007	Chromium	EPA 200.7
103.130	008	Copper	EPA 200.7
103.130	009	Iron	EPA 200.7
103.130	011	Manganese	EPA 200.7
103.130	012	Nickel	EPA 200.7
103.130	015	Silver	EPA 200.7
103.130	017	Zinc	EPA 200.7
103.130	018	Boron	EPA 200.7
103.140	001	Aluminum	EPA 200.8
103.140	002	Antimony	EPA 200.8
103.140	003	Arsenic	EPA 200.8
103.140	004	Barium	EPA 200.8
103.140	005	Beryllium	EPA 200.8
103.140	006	Cadmium	EPA 200.8
103.140	007	Chromium	EPA 200.8
103.140	008	Copper	EPA 200.8
103.140	009	Lead	EPA 200.8
103.140	010	Manganese	EPA 200.8
103.140	011	Mercury	EPA 200.8
103.140	012	Nickel	EPA 200.8
103.140	013	Selenium	EPA 200.8
103.140	014	Silver	EPA 200.8
103.140	015	Thallium	EPA 200.8
103.140	016	Zinc	EPA 200.8
103.140	017	Boron	EPA 200.8
103.140	018	Vanadium	EPA 200.8
103.140	019	Strontium	EPA 200.8
103.160	001	Mercury	EPA 245.1
103.310	001	Chromium (VI)	EPA 218.6
103.311	001	Chromium (VI)	EPA 218.7

Field of Testing: 104 – Volatile Organic Chemistry of Drinking Water

Subgroup Code	Analyte Code	Analyte	Method
104.030	001	1,2-Dibromoethane (EDB, Ethylene Dibromide)	EPA 504.1
104.030	002	1,2-Dibromo-3-chloropropane (DBCP)	EPA 504.1
104.035	001	1,2,3-Trichloropropane (TCP)	SRL 524M-TCP
104.040	000	Volatile Organic Compounds	EPA 524.2
104.040	001	Benzene	EPA 524.2
104.040	007	n-Butylbenzene	EPA 524.2
104.040	008	sec-Butylbenzene	EPA 524.2
104.040	009	tert-Butylbenzene	EPA 524.2
104.040	010	Carbon Tetrachloride	EPA 524.2
104.040	011	Chlorobenzene	EPA 524.2
104.040	015	2-Chlorotoluene	EPA 524.2

Subgroup Code	Analyte Code	Analyte	Method
104.040	016	4-Chlorotoluene	EPA 524.2
104.040	019	1,3-Dichlorobenzene	EPA 524.2
104.040	020	1,2-Dichlorobenzene	EPA 524.2
104.040	021	1,4-Dichlorobenzene	EPA 524.2
104.040	022	Dichlorodifluoromethane	EPA 524.2
104.040	023	1,1-Dichloroethane	EPA 524.2
104.040	024	1,2-Dichloroethane	EPA 524.2
104.040	025	1,1-Dichloroethene (1,1-Dichloroethylene)	EPA 524.2
104.040	026	cis-1,2-Dichloroethene	EPA 524.2
104.040	027	trans-1,2-Dichloroethene	EPA 524.2
104.040	028	Dichloromethane (Methylene Chloride)	EPA 524.2
104.040	029	1,2-Dichloropropane	EPA 524.2
104.040	033	cis-1,3-Dichloropropene	EPA 524.2
104.040	034	trans-1,3-Dichloropropene	EPA 524.2
104.040	035	Ethylbenzene	EPA 524.2
104.040	037	Isopropylbenzene	EPA 524.2
104.040	039	Naphthalene	EPA 524.2
104.040	041	N-propylbenzene	EPA 524.2
104.040	042	Styrene	EPA 524.2
104.040	043	1,1,1,2-Tetrachloroethane	EPA 524.2
104.040	044	1,1,2,2-Tetrachloroethane	EPA 524.2
104.040	045	Tetrachloroethylene (Tetrachloroethene)	EPA 524.2
104.040	046	Toluene	EPA 524.2
104.040	047	1,2,3-Trichlorobenzene	EPA 524.2
104.040	048	1,2,4-Trichlorobenzene	EPA 524.2
104.040	049	1,1,1-Trichloroethane	EPA 524.2
104.040	050	1,1,2-Trichloroethane	EPA 524.2
104.040	051	Trichloroethene	EPA 524.2
104.040	052	Trichlorofluoromethane	EPA 524.2
104.040	054	1,2,4-Trimethylbenzene	EPA 524.2
104.040	055	1,3,5-Trimethylbenzene	EPA 524.2
104.040	056	Vinyl Chloride	EPA 524.2
104.040	057	Xylenes, Total	EPA 524.2
104.040	061	Carbon Disulfide	EPA 524.2
104.040	062	Methyl Isobutyl Ketone (4-Methyl-2-Pentanone)	EPA 524.2
104.045	000	Trihalomethanes, Total	EPA 524.2
104.045	001	Bromodichloromethane	EPA 524.2
104.045	002	Bromoform	EPA 524.2
104.045	003	Chloroform	EPA 524.2
104.045	004	Dibromochloromethane	EPA 524.2
104.050	000	Gasoline Additives	EPA 524.2
104.050	002	Methyl tert-butyl Ether (MTBE)	EPA 524.2
104.050	003	tert-Amyl Methyl Ether (TAME)	EPA 524.2
104.050	004	Ethyl tert-butyl Ether (ETBE)	EPA 524.2

Subgroup Code	Analyte Code	Analyte	Method
104.050	005	Trichlorotrifluoroethane	EPA 524.2
104.050	006	tert-Butyl Alcohol (TBA)	EPA 524.2
104.055	022	1,2-Dibromo-3-chloropropane (DBCP)	EPA 524.3
104.055	023	1,2-Dibromoethane (EDB, Ethylene Dibromide)	EPA 524.3
104.058	000	Volatile Organic Compounds	EPA 524.4
104.058	001	Benzene	EPA 524.4
104.058	002	Carbon Tetrachloride	EPA 524.4
104.058	003	Chlorobenzene	EPA 524.4
104.058	004	1,2-Dichlorobenzene	EPA 524.4
104.058	005	1,4-Dichlorobenzene	EPA 524.4
104.058	006	1,2-Dichloroethane	EPA 524.4
104.058	007	cis-1,2-Dichloroethene	EPA 524.4
104.058	008	trans-1,2-Dichloroethene	EPA 524.4
104.058	009	Dichloromethane (Methylene Chloride)	EPA 524.4
104.058	010	1,2-Dichloropropane	EPA 524.4
104.058	011	Ethylbenzene	EPA 524.4
104.058	012	Styrene	EPA 524.4
104.058	013	Tetrachloroethylene (Tetrachloroethene)	EPA 524.4
104.058	014	1,1,1-Trichloroethane	EPA 524.4
104.058	015	Trichloroethene	EPA 524.4
104.058	016	Toluene	EPA 524.4
104.058	017	1,2,4-Trichlorobenzene	EPA 524.4
104.058	018	1,1-Dichloroethene (1,1-Dichloroethylene)	EPA 524.4
104.058	019	1,1,2-Trichloroethane	EPA 524.4
104.058	020	Vinyl Chloride	EPA 524.4
104.058	021	Xylenes, Total	EPA 524.4
104.059	000	Trihalomethanes, Total	EPA 524.4
104.059	001	Bromodichloromethane	EPA 524.4
104.059	002	Bromoform	EPA 524.4
104.059	003	Chloroform	EPA 524.4
104.059	004	Dibromochloromethane	EPA 524.4
104.061	000	Gasoline Additives	EPA 524.4
104.061	001	Di-isopropyl Ether (DIPE)	EPA 524.4
104.061	003	tert-Amyl Methyl Ether (TAME)	EPA 524.4
104.061	004	Ethyl tert-butyl Ether (ETBE)	EPA 524.4
104.061	005	Trichlorofluoromethane (Freon 11)	EPA 524.4
104.061	006	tert-Butyl Alcohol (TBA)	EPA 524.4
104.061	007	Trichlorotrifluoroethane (Freon 113)	EPA 524.4

Field of Testing: 105 – Semi-volatile Organic Chemistry of Drinking Water

Subgroup Code	Analyte Code	Analyte	Method
105.035	000	Organochlorine Pesticides and PCBs	EPA 508
105.035	001	Aldrin	EPA 508
105.035	005	Endrin	EPA 508
105.035	007	Heptachlor	EPA 508
105.035	008	Heptachlor Epoxide	EPA 508
105.035	009	Hexachlorobenzene	EPA 508
105.035	010	Lindane (HCH-gamma)	EPA 508
105.035	011	Methoxychlor	EPA 508
105.035	012	Propachlor	EPA 508
105.035	013	Chlordane	EPA 508
105.035	014	Toxaphene	EPA 508
105.035	015	PCBs as Aroclors	EPA 508
105.035	016	Aroclor 1016	EPA 508
105.035	017	Aroclor 1221	EPA 508
105.035	018	Aroclor 1232	EPA 508
105.035	019	Aroclor 1242	EPA 508
105.035	020	Aroclor 1248	EPA 508
105.035	021	Aroclor 1254	EPA 508
105.035	022	Aroclor 1260	EPA 508
105.050	000	Organochlorine Pesticides	EPA 508.1
105.050	005	Chlordane (total)	EPA 508.1
105.050	010	Endrin	EPA 508.1
105.050	011	Heptachlor	EPA 508.1
105.050	012	Heptachlor Epoxide	EPA 508.1
105.050	013	Hexachlorobenzene	EPA 508.1
105.050	014	Hexachlorocyclopentadiene	EPA 508.1
105.050	015	Lindane (HCH-gamma)	EPA 508.1
105.050	016	Methoxychlor	EPA 508.1
105.050	019	Propachlor	EPA 508.1
105.050	021	PCB-1016	EPA 508.1
105.050	022	PCB-1221	EPA 508.1
105.050	023	PCB-1232	EPA 508.1
105.050	024	PCB-1242	EPA 508.1
105.050	025	PCB-1248	EPA 508.1
105.050	026	PCB-1254	EPA 508.1
105.050	027	PCB-1260	EPA 508.1
105.050	028	PCBs as Aroclors	EPA 508.1
105.050	029	Toxaphene	EPA 508.1
105.083	000	Chlorinated Acids	EPA 515.4
105.083	001	2,4-D	EPA 515.4
105.083	002	Dinoseb	EPA 515.4
105.083	003	Pentachlorophenol	EPA 515.4
105.083	004	Picloram	EPA 515.4
105.083	005	2,4,5-TP (Silvex)	EPA 515.4
105.083	006	Dalapon	EPA 515.4
105.083	007	Bentazon	EPA 515.4

Subgroup Code	Analyte Code	Analyte	Method
105.083	008	Dicamba	EPA 515.4
105.090	000	Semi-volatile Organic Compounds	EPA 525.2
105.090	001	Alachlor	EPA 525.2
105.090	003	Atrazine	EPA 525.2
105.090	004	Benzo(a)pyrene	EPA 525.2
105.090	005	Butachlor	EPA 525.2
105.090	007	Dieldrin	EPA 525.2
105.090	008	Di(2-ethylhexyl) Adipate	EPA 525.2
105.090	009	Di(2-ethylhexyl) Phthalate	EPA 525.2
105.090	013	Endrin	EPA 525.2
105.090	014	Heptachlor	EPA 525.2
105.090	015	Heptachlor Epoxide	EPA 525.2
105.090	016	Hexachlorobenzene	EPA 525.2
105.090	017	Hexachlorocyclopentadiene	EPA 525.2
105.090	018	Lindane (HCH-gamma)	EPA 525.2
105.090	019	Methoxychlor	EPA 525.2
105.090	022	Molinate	EPA 525.2
105.090	023	Pentachlorophenol	EPA 525.2
105.090	025	Simazine	EPA 525.2
105.090	028	Thiobencarb	EPA 525.2
105.101	000	Carbamates	EPA 531.2
105.101	001	Carbofuran	EPA 531.2
105.101	002	Oxamyl	EPA 531.2
105.101	003	Aldicarb	EPA 531.2
105.101	004	Aldicarb Sulfone	EPA 531.2
105.101	005	Aldicarb Sulfoxide	EPA 531.2
105.101	006	Carbaryl	EPA 531.2
105.101	007	3-Hydroxycarbofuran	EPA 531.2
105.101	008	Methomyl	EPA 531.2
105.106	000	Per- and Polyfluorinated Alkyl Substances (PFAS)	EPA 537.1
105.120	001	Glyphosate	EPA 547
105.140	001	Endothall	EPA 548.1
105.150	001	Diquat	EPA 549.2
105.170	031	Disinfection Byproducts	EPA 551.1
105.201	001	Haloacetic Acids (HAA5)	EPA 552.3
105.210	002	2,4-D	EPA 555
105.210	004	Dinoseb	EPA 555
105.210	005	Pentachlorophenol	EPA 555
105.210	006	Picloram	EPA 555
105.210	007	2,4,5-TP (Silvex)	EPA 555
105.210	008	Bentazon	EPA 555
105.215	001	Haloacetic Acids (HAA5)	EPA 557
105.215	002	Dalapon	EPA 557
105.230	002	2,3,7,8-Tetrachlorodibenzo-p-dioxin (TCDD) Screening Only	EPA 1613 B

Field of Testing: 106 – Radionuclides in Drinking Water

Subgroup Code	Analyte Code	Analyte	Method
106.010	001	Gross Alpha	EPA 900.0
106.010	002	Gross Beta	EPA 900.0
106.092	001	Uranium	EPA 200.8
106.270	001	Gross Alpha	SM 7110 C
106.610	001	Radon-222	SM 7500-Rn

Field of Testing: 107 – Microbiological Methods for Non-Potable Water and Sewage Sludge

Subgroup Code	Analyte Code	Analyte	Method
107.001	001	Total Coliform (Enumeration)	SM 9221 B, C-2006
107.001	002	Fecal Coliform (Enumeration)	SM 9221 C, E-2006
107.001	003	E. coli (Enumeration)	SM 9221 C, F-2006
107.007	002	Fecal Streptococci	SM 9230 B-2007
107.013	001	E. coli (Enumeration)	Colilert
107.015	001	E. coli (Enumeration)	Colilert 18
107.015	002	Fecal Coliform (Enumeration)	Colilert 18
107.017	001	Enterococci	Enterolert

Field of Testing: 108 – Inorganic Constituents in Non-Potable Water

Subgroup Code	Analyte Code	Analyte	Method
108.007	001	Residue, Volatile	EPA 160.4 (1971)
108.009	001	Turbidity	EPA 180.1 (1993 Rev. 2.0)
108.013	001	Calcium	EPA 200.7 (1994 Rev. 4.4)
108.013	002	Magnesium	EPA 200.7 (1994 Rev. 4.4)
108.013	003	Phosphorus, Total	EPA 200.7 (1994 Rev. 4.4)
108.013	004	Potassium	EPA 200.7 (1994 Rev. 4.4)
108.013	005	Silica, Dissolved	EPA 200.7 (1994 Rev. 4.4)
108.013	006	Sodium	EPA 200.7 (1994 Rev. 4.4)
108.015	001	Calcium	EPA 200.8 (1994 Rev. 5.4)
108.015	002	Magnesium	EPA 200.8 (1994 Rev. 5.4)
108.015	003	Potassium	EPA 200.8 (1994 Rev. 5.4)
108.015	005	Sodium	EPA 200.8 (1994 Rev. 5.4)
108.017	001	Bromide	EPA 300.0 (1993 Rev. 2.1)

Subgroup Code	Analyte Code	Analyte	Method
108.017	002	Chloride	EPA 300.0 (1993 Rev. 2.1)
108.017	003	Fluoride	EPA 300.0 (1993 Rev. 2.1)
108.017	004	Nitrate (as N)	EPA 300.0 (1993 Rev. 2.1)
108.017	005	Nitrate-Nitrite (as N)	EPA 300.0 (1993 Rev. 2.1)
108.017	006	Nitrite (as N)	EPA 300.0 (1993 Rev. 2.1)
108.017	008	Sulfate (as SO4)	EPA 300.0 (1993 Rev. 2.1)
108.019	001	Bromide	EPA 300.1 (1997 Rev.1.0)
108.023	001	Cyanide, Total	EPA 335.4 (1993 Rev. 1.0)
108.025	001	Ammonia (as N)	EPA 350.1 (1993 Rev. 2.0)
108.029	001	Kjeldahl Nitrogen, Total (as N)	EPA 351.2 (1993 Rev. 2.0)
108.033	001	Nitrate-Nitrite (as N)	EPA 353.2 (1993 Rev. 2.0)
108.033	002	Nitrite (as N)	EPA 353.2 (1993 Rev. 2.0)
108.035	001	Phosphate, Ortho (as P)	EPA 365.1 (1993 Rev. 2.0)
108.035	002	Phosphorus, Total	EPA 365.1 (1993 Rev. 2.0)
108.037	001	Phosphate, Ortho (as P)	EPA 365.3 (1978)
108.037	002	Phosphorus, Total	EPA 365.3 (1978)
108.045	001	Chemical Oxygen Demand	EPA 410.4 (1993 Rev. 2.0)
108.049	001	Phenols, Total	EPA 420.4 (1993 Rev. 2.0)
108.053	002	Oil & Grease Total	EPA 1664 B
108.055	001	Color	SM 2120 B-2011
108.063	001	Alkalinity	SM 2320 B-2011
108.069	001	Specific Conductance	SM 2510 B-2011
108.071	001	Residue, Total	SM 2540 B-2011
108.073	001	Residue, Filterable TDS	SM 2540 C-2011
108.075	001	Residue, Non-filterable TSS	SM 2540 D-2011
108.077	001	Residue, Volatile	SM 2540 E-2011
108.079	001	Residue, Settleable	SM 2540 F-2011
108.080	001	Temperature	SM 2550 B-2010
108.114	001	Chlorine, Total Residual	SM 4500-Cl G-2011
108.114	002	Chlorine, Free	SM 4500-Cl G-2011
108.129	001	Cyanide, Available	SM 4500-CN G-2011
108.137	001	Hydrogen Ion (pH)	SM 4500-H+ B-2011
108.173	001	Oxygen, Dissolved	SM 4500-O G-2011

Subgroup Code	Analyte Code	Analyte	Method
108.189	001	Sulfite (as SO3)	SM 4500-SO3 B-2011
108.201	001	Sulfide (as S)	SM 4500-S D-2011
108.207	001	Biochemical Oxygen Demand	SM 5210 B-2011
108.207	002	Carbonaceous BOD	SM 5210 B-2011
108.215	001	Organic Carbon-Total (TOC)	SM 5310 B-2011
108.225	001	Surfactants	SM 5540 C-2011
108.321	001	Cyanide, Total	ASTM D7511-12
108.339	001	Cyanide, Available	OIA-1677-09

Field of Testing: 109 – Metals and Trace Elements in Non-Potable Water

Subgroup Code	Analyte Code	Analyte	Method
109.623	001	Aluminum	EPA 200.7 (1994 Rev. 4.4)
109.623	002	Antimony	EPA 200.7 (1994 Rev. 4.4)
109.623	003	Arsenic	EPA 200.7 (1994 Rev. 4.4)
109.623	004	Barium	EPA 200.7 (1994 Rev. 4.4)
109.623	005	Beryllium	EPA 200.7 (1994 Rev. 4.4)
109.623	006	Boron	EPA 200.7 (1994 Rev. 4.4)
109.623	007	Cadmium	EPA 200.7 (1994 Rev. 4.4)
109.623	008	Chromium	EPA 200.7 (1994 Rev. 4.4)
109.623	009	Cobalt	EPA 200.7 (1994 Rev. 4.4)
109.623	010	Copper	EPA 200.7 (1994 Rev. 4.4)
109.623	011	Iron	EPA 200.7 (1994 Rev. 4.4)
109.623	012	Lead	EPA 200.7 (1994 Rev. 4.4)
109.623	013	Manganese	EPA 200.7 (1994 Rev. 4.4)
109.623	014	Molybdenum	EPA 200.7 (1994 Rev. 4.4)
109.623	015	Nickel	EPA 200.7 (1994 Rev. 4.4)
109.623	016	Selenium	EPA 200.7 (1994 Rev. 4.4)
109.623	017	Silver	EPA 200.7 (1994 Rev. 4.4)
109.623	018	Thallium	EPA 200.7 (1994 Rev. 4.4)

Subgroup Code	Analyte Code	Analyte	Method
109.623	019	Tin	EPA 200.7 (1994 Rev. 4.4)
109.623	020	Titanium	EPA 200.7 (1994 Rev. 4.4)
109.623	021	Vanadium	EPA 200.7 (1994 Rev. 4.4)
109.623	022	Zinc	EPA 200.7 (1994 Rev. 4.4)
109.625	001	Aluminum	EPA 200.8 (1994 Rev. 5.4)
109.625	002	Antimony	EPA 200.8 (1994 Rev. 5.4)
109.625	003	Arsenic	EPA 200.8 (1994 Rev. 5.4)
109.625	004	Barium	EPA 200.8 (1994 Rev. 5.4)
109.625	005	Beryllium	EPA 200.8 (1994 Rev. 5.4)
109.625	006	Boron	EPA 200.8 (1994 Rev. 5.4)
109.625	007	Cadmium	EPA 200.8 (1994 Rev. 5.4)
109.625	008	Chromium	EPA 200.8 (1994 Rev. 5.4)
109.625	009	Cobalt	EPA 200.8 (1994 Rev. 5.4)
109.625	010	Copper	EPA 200.8 (1994 Rev. 5.4)
109.625	012	Iron	EPA 200.8 (1994 Rev. 5.4)
109.625	013	Lead	EPA 200.8 (1994 Rev. 5.4)
109.625	014	Manganese	EPA 200.8 (1994 Rev. 5.4)
109.625	015	Molybdenum	EPA 200.8 (1994 Rev. 5.4)
109.625	016	Nickel	EPA 200.8 (1994 Rev. 5.4)
109.625	017	Selenium	EPA 200.8 (1994 Rev. 5.4)
109.625	018	Silver	EPA 200.8 (1994 Rev. 5.4)
109.625	019	Thallium	EPA 200.8 (1994 Rev. 5.4)
109.625	020	Tin	EPA 200.8 (1994 Rev. 5.4)
109.625	021	Titanium	EPA 200.8 (1994 Rev. 5.4)

Subgroup Code	Analyte Code	Analyte	Method
109.625	022	Vanadium	EPA 200.8 (1994 Rev. 5.4)
109.625	023	Zinc	EPA 200.8 (1994 Rev. 5.4)
109.629	001	Chromium (VI)	EPA 218.6 (1994 Rev. 3.3)
109.635	001	Mercury	EPA 245.1 (1994 Rev. 3.0)
109.657	001	Mercury	EPA 1631 E (2002)

Field of Testing: 110 – Volatile Organic Constituents in Non-Potable Water

Subgroup Code	Analyte Code	Analyte	Method
110.040	001	Acetone	EPA 624.1
110.040	002	Acetonitrile	EPA 624.1
110.040	003	Acrolein	EPA 624.1
110.040	004	Acrylonitrile	EPA 624.1
110.040	005	Benzene	EPA 624.1
110.040	006	Bromodichloromethane	EPA 624.1
110.040	007	Bromoform	EPA 624.1
110.040	008	Bromomethane (Methyl Bromide)	EPA 624.1
110.040	009	tert-Butyl Alcohol (TBA)	EPA 624.1
110.040	010	Carbon Tetrachloride	EPA 624.1
110.040	011	Chlorobenzene	EPA 624.1
110.040	012	Chloroethane	EPA 624.1
110.040	013	2-Chloroethylvinyl Ether	EPA 624.1
110.040	014	Chloroform	EPA 624.1
110.040	015	Chloromethane (Methyl Chloride)	EPA 624.1
110.040	016	Dibromochloromethane	EPA 624.1
110.040	017	1,2-Dichlorobenzene	EPA 624.1
110.040	018	1,3-Dichlorobenzene	EPA 624.1
110.040	019	1,4-Dichlorobenzene	EPA 624.1
110.040	020	1,1-Dichloroethane	EPA 624.1
110.040	021	1,2-Dichloroethane	EPA 624.1
110.040	022	1,1-Dichloroethene (1,1-Dichloroethylene)	EPA 624.1
110.040	023	trans-1,2-Dichloroethene	EPA 624.1
110.040	024	1,2-Dichloropropane	EPA 624.1
110.040	025	cis-1,3-Dichloropropene	EPA 624.1
110.040	026	trans-1,3-Dichloropropene	EPA 624.1
110.040	029	Ethylbenzene	EPA 624.1
110.040	031	Methylene Chloride (Dichloromethane)	EPA 624.1
110.040	032	4-Methyl-2-pentanone (MIBK)	EPA 624.1
110.040	034	1,1,2,2-Tetrachloroethane	EPA 624.1
110.040	035	Tetrachloroethylene (Tetrachloroethene)	EPA 624.1
110.040	037	Toluene	EPA 624.1

Subgroup Code	Analyte Code	Analyte	Method
110.040	038	1,1,1-Trichloroethane	EPA 624.1
110.040	039	1,1,2-Trichloroethane	EPA 624.1
110.040	040	Trichloroethene	EPA 624.1
110.040	041	Vinyl Chloride	EPA 624.1
110.040	042	m-Xylene	EPA 624.1
110.040	043	o-Xylene	EPA 624.1
110.040	044	p-Xylene	EPA 624.1
110.040	045	Trichlorofluoromethane	EPA 624.1
110.070	002	n-Amyl Acetate	EPA 1666
110.070	004	n-Butyl Acetate	EPA 1666
110.070	005	tert-Butyl Alcohol (TBA)	EPA 1666
110.070	006	Diethylamine	EPA 1666
110.070	007	Dimethyl Sulfoxide	EPA 1666
110.070	009	Ethyl Acetate	EPA 1666
110.070	010	n-Heptane	EPA 1666
110.070	011	n-Hexane	EPA 1666
110.070	012	Isobutyraldehyde	EPA 1666
110.070	013	Isopropyl Acetate	EPA 1666
110.070	014	Isopropyl Alcohol (Isopropanol)	EPA 1666
110.070	015	Isopropyl Ether (DIPE)	EPA 1666
110.070	017	2-Methoxyethanol	EPA 1666
110.070	018	Methyl Formate	EPA 1666
110.070	019	4-Methyl-2-pentanone (MIBK)	EPA 1666
110.070	021	Tetrahydrofuran	EPA 1666
110.070	022	Triethylamine	EPA 1666
110.070	023	m-Xylene	EPA 1666
110.070	024	o-Xylene	EPA 1666
110.070	025	p-Xylene	EPA 1666

Field of Testing: 111 – Semi-volatile Organic Constituents in Non-Potable Water

Subgroup Code	Analyte Code	Analyte	Method
111.055	001	Aldrin	EPA 608.3
111.055	002	alpha-BHC	EPA 608.3
111.055	003	beta-BHC	EPA 608.3
111.055	004	delta-BHC	EPA 608.3
111.055	005	gamma-BHC (Lindane)	EPA 608.3
111.055	006	Chlordane	EPA 608.3
111.055	007	4,4'-DDD	EPA 608.3
111.055	008	4,4'-DDE	EPA 608.3
111.055	009	4,4'-DDT	EPA 608.3
111.055	010	Dieldrin	EPA 608.3
111.055	011	Endosulfan I	EPA 608.3
111.055	012	Endosulfan II	EPA 608.3
111.055	013	Endosulfan Sulfate	EPA 608.3
111.055	014	Endrin	EPA 608.3
111.055	015	Endrin Aldehyde	EPA 608.3
111.055	016	Heptachlor	EPA 608.3

Subgroup Code	Analyte Code	Analyte	Method
111.055	017	Heptachlor Epoxide	EPA 608.3
111.055	019	PCB-1016	EPA 608.3
111.055	020	PCB-1221	EPA 608.3
111.055	021	PCB-1232	EPA 608.3
111.055	022	PCB-1242	EPA 608.3
111.055	023	PCB-1248	EPA 608.3
111.055	024	PCB-1254	EPA 608.3
111.055	025	PCB-1260	EPA 608.3
111.055	046	Methoxychlor	EPA 608.3
111.055	050	Pentachloronitrobenzene (PCNB)	EPA 608.3
111.055	060	Toxaphene	EPA 608.3
111.160	001	Acenaphthene	EPA 625.1
111.160	002	Acenaphthylene	EPA 625.1
111.160	003	Anthracene	EPA 625.1
111.160	004	Benzidine	EPA 625.1
111.160	005	Benzo(a)anthracene	EPA 625.1
111.160	006	Benzo(a)pyrene	EPA 625.1
111.160	007	Benzo(b)fluoranthene	EPA 625.1
111.160	008	Benzo(g,h,i)perylene	EPA 625.1
111.160	009	Benzo(k)fluoranthene	EPA 625.1
111.160	010	Bis(2-chloroethoxy) Methane	EPA 625.1
111.160	011	Bis(2-chloroethyl) Ether	EPA 625.1
111.160	012	Bis(2-chloroisopropyl) Ether	EPA 625.1
111.160	013	Bis(2-ethylhexyl)phthalate	EPA 625.1
111.160	014	4-Bromophenyl Phenyl Ether	EPA 625.1
111.160	015	Butyl Benzyl Phthalate	EPA 625.1
111.160	016	2-Chloronaphthalene	EPA 625.1
111.160	017	4-Chlorophenyl Phenyl Ether	EPA 625.1
111.160	018	Chrysene	EPA 625.1
111.160	019	Dibenz(a,h)anthracene	EPA 625.1
111.160	020	3,3'-Dichlorobenzidine	EPA 625.1
111.160	021	Diethyl Phthalate	EPA 625.1
111.160	022	Dimethyl Phthalate	EPA 625.1
111.160	023	Di-n-butyl Phthalate	EPA 625.1
111.160	024	2,4-Dinitrotoluene	EPA 625.1
111.160	025	2,6-Dinitrotoluene	EPA 625.1
111.160	026	Di-n-octyl Phthalate	EPA 625.1
111.160	027	Fluoranthene	EPA 625.1
111.160	028	Fluorene	EPA 625.1
111.160	029	Hexachlorobenzene	EPA 625.1
111.160	030	Hexachlorobutadiene	EPA 625.1
111.160	031	Hexachloroethane	EPA 625.1
111.160	032	Indeno(1,2,3-c,d)pyrene	EPA 625.1
111.160	033	Isophorone	EPA 625.1
111.160	034	Naphthalene	EPA 625.1
111.160	035	Nitrobenzene	EPA 625.1
111.160	036	N-nitrosodi-n-propylamine	EPA 625.1

Subgroup Code	Analyte Code	Analyte	Method
111.160	037	Phenanthrene	EPA 625.1
111.160	038	Pyrene	EPA 625.1
111.160	039	1,2,4-Trichlorobenzene	EPA 625.1
111.160	040	4-Chloro-3-methylphenol	EPA 625.1
111.160	041	2-Chlorophenol	EPA 625.1
111.160	042	2,4-Dichlorophenol	EPA 625.1
111.160	043	2,4-Dimethylphenol	EPA 625.1
111.160	044	2,4-Dinitrophenol	EPA 625.1
111.160	045	2-Methyl-4,6-dinitrophenol	EPA 625.1
111.160	046	2-Nitrophenol	EPA 625.1
111.160	047	4-Nitrophenol	EPA 625.1
111.160	048	Pentachlorophenol	EPA 625.1
111.160	049	Phenol	EPA 625.1
111.160	050	2,4,6-Trichlorophenol	EPA 625.1
111.210	006	Diuron	EPA 632
111.260	041	N-nitrosodimethylamine	EPA 1625 B
111.260	042	N-nitrosodi-n-propylamine	EPA 1625 B
111.260	043	N-nitrosodiphenylamine	EPA 1625 B

Field of Testing: 112 – Radionuclides in Non-Potable Water

Subgroup Code	Analyte Code	Analyte	Method
112.001	001	Gross Alpha	EPA 900.0
112.001	002	Gross Beta	EPA 900.0

Field of Testing: 114 – Inorganic Chemistry of Hazardous Waste

Subgroup Code	Analyte Code	Analyte	Method
114.010	001	Antimony	EPA 6010 B
114.010	002	Arsenic	EPA 6010 B
114.010	003	Barium	EPA 6010 B
114.010	004	Beryllium	EPA 6010 B
114.010	005	Cadmium	EPA 6010 B
114.010	006	Chromium	EPA 6010 B
114.010	007	Cobalt	EPA 6010 B
114.010	008	Copper	EPA 6010 B
114.010	009	Lead	EPA 6010 B
114.010	010	Molybdenum	EPA 6010 B
114.010	011	Nickel	EPA 6010 B
114.010	012	Selenium	EPA 6010 B
114.010	013	Silver	EPA 6010 B
114.010	014	Thallium	EPA 6010 B
114.010	015	Vanadium	EPA 6010 B
114.010	016	Zinc	EPA 6010 B
114.020	001	Antimony	EPA 6020
114.020	002	Arsenic	EPA 6020
114.020	003	Barium	EPA 6020

Subgroup Code	Analyte Code	Analyte	Method
114.020	004	Beryllium	EPA 6020
114.020	005	Cadmium	EPA 6020
114.020	006	Chromium	EPA 6020
114.020	007	Cobalt	EPA 6020
114.020	008	Copper	EPA 6020
114.020	009	Lead	EPA 6020
114.020	010	Molybdenum	EPA 6020
114.020	011	Nickel	EPA 6020
114.020	012	Selenium	EPA 6020
114.020	013	Silver	EPA 6020
114.020	014	Thallium	EPA 6020
114.020	015	Vanadium	EPA 6020
114.020	016	Zinc	EPA 6020
114.106	001	Chromium (VI)	EPA 7199
114.140	001	Mercury	EPA 7470 A
114.141	001	Mercury	EPA 7471 A
114.222	001	Cyanide, Total	EPA 9014
114.240	001	Corrosivity - pH Determination	EPA 9040 B
114.241	001	Corrosivity - pH Determination	EPA 9045 C
114.250	001	Fluoride	EPA 9056

Field of Testing: 115 – Extraction Test of Hazardous Waste

Subgroup Code	Analyte Code	Analyte	Method
115.020	001	Toxicity Characteristic Leaching Procedure (TCLP)	EPA 1311 (TCLP)
115.021	001	TCLP Inorganics	EPA 1311 (TCLP)
115.022	001	TCLP Extractables	EPA 1311 (TCLP)
115.030	001	Waste Extraction Test (WET)	CCR Chapter 11, Article 5, Appendix II
115.040	001	Synthetic Precipitation Leaching Procedure (SPLP)	EPA 1312 (SPLP)

Field of Testing: 116 – Volatile Organic Chemistry of Hazardous Waste

Subgroup Code	Analyte Code	Analyte	Method
116.020	030	Nonhalogenated Volatiles	EPA 8015 B
116.020	031	Ethanol and Methanol	EPA 8015 B
116.080	000	Volatile Organic Compounds	EPA 8260 B
116.090	000	Acrylamide, Acrylonitrile, Acrolein	EPA 8316
116.100	001	Total Petroleum Hydrocarbons - Gasoline (GRO)	LUFT GC/MS

Field of Testing: 117 – Semi-volatile Organic Chemistry of Hazardous Waste

Subgroup Code	Analyte Code	Analyte	Method
117.010	001	Diesel-range Total Petroleum Hydrocarbons	EPA 8015 B
117.110	000	Extractable Organics	EPA 8270 C
117.111	071	Pesticides	EPA 8270 C
117.150	000	Carbonyl Compounds	EPA 8315 A
117.171	000	Nitroaromatics and Nitramines	EPA 8330 A
117.210	000	Organochlorine Pesticides	EPA 8081 A
117.220	000	PCBs	EPA 8082
117.240	000	Organophosphorus Pesticides	EPA 8141 A
117.250	000	Chlorinated Herbicides	EPA 8151 A
117.270	000	Carbamates, N-methylcarbamates	EPA 8318
117.280	000	Carbamates	EPA 8321 A

Field of Testing: 120 – Physical Properties of Hazardous Waste

Subgroup Code	Analyte Code	Analyte	Method
120.010	001	Ignitability	EPA 1010
120.070	001	Corrosivity - pH Determination	EPA 9040 B
120.080	001	Corrosivity - pH Determination	EPA 9045 C

Field of Testing: 126 – Microbiological Methods for Ambient Water

Subgroup Code	Analyte Code	Analyte	Method
126.003	001	Total Coliform (Enumeration)	SM 9221 B, C-2006
126.003	002	Fecal Coliform (Enumeration)	SM 9221 C, E-2006
126.007	001	E. coli (Enumeration)	SM 9223 B-2004
126.015	001	E. coli (Enumeration)	Colilert
126.017	001	E. coli (Enumeration)	Colilert 18
126.019	001	Enterococci	Enterolert

CALIFORNIA
Water Boards
STATE WATER RESOURCES CONTROL BOARD
REGIONAL WATER QUALITY CONTROL BOARDS

CALIFORNIA STATE

ENVIRONMENTAL LABORATORY ACCREDITATION PROGRAM

CERTIFICATE OF ENVIRONMENTAL LABORATORY ACCREDITATION

Is hereby granted to

America Science Team of Richmond, Inc. dba AmeriSci Richmond

13635 Genito Road

Midlothian, VA 23112

Scope of the certificate is limited to the
"Fields of Accreditation"
which accompany this Certificate.

Continued accredited status depends on compliance with applicable laws and regulations, proficiency testing studies, and payment of applicable fees.

This Certificate is granted in accordance with provisions of
Section 100825, et seq. of the Health and Safety Code.

Certificate No.: **2508**

Effective Date: **7/1/2021**

Expiration Date: **6/30/2022**

Sacramento, California
subject to forfeiture or revocation

Christine Sotelo, Chief
Environmental Laboratory Accreditation Program

CALIFORNIA STATE
ENVIRONMENTAL LABORATORY ACCREDITATION PROGRAM
Fields of Accreditation

America Science Team of Richmond, Inc. dba AmeriSci Richmond

13635 Genito Road
Midlothian, VA 23112
Phone: 8047631200

Certificate Number: 2508
Expiration Date: 6/30/2022

Primary Accreditation Body

Field of Accreditation: 121 - Bulk Asbestos Analysis of Hazardous Waste

121.010	001	Bulk Asbestos	EPA 600/M4-82-020	NVLAP

As of 7/1/2021 , this list supersedes all previous lists for this certificate number.
Customers: Please verify the current accreditation standing with the State.

August 27, 2021

T. Brian Keith
America Science Team of Richmond, Inc. dba AmeriSci Richmond
13635 Genito Road
Midlothian, VA 23112

Dear T. Brian Keith: Certificate No. 2508

Congratulations! This notice advises that the laboratory named above has been accredited as an environmental testing laboratory pursuant to the provisions of the California Health and Safety Code (HSC) Sections 100825-100920. The analyses for which this laboratory is accredited are shown on the enclosed "Fields of Accreditation" List.

The laboratory's accreditation begins on the date printed on the enclosed certificate. If you did not submit your application by the renewal deadline, there may be a lapse in your accreditation. You are responsible for ensuring no data is submitted for regulatory purposes during a period the laboratory is not accredited.

Be advised, the laboratory may have been denied accreditation for one or more analyses for which it applied due to failure to comply with regulatory requirements for application or accreditation. It is the laboratory's responsibility to review the enclosed documents and know which methods it has been accredited for. This accreditation is a final action of the State Water Resources Control Board subject to petition under HSC Section 116701 within 30 days. However, if you believe that an FOA has been left off of your accreditation in error, before you file a petition you may submit to ELAP within 30 days of this letter, an "Accreditation Inquiry Request Form" located at www.waterboards.ca.gov/elap identifying any mistakes or errors you believe occurred in your accreditation. ELAP will then review all timely submitted "Accreditation Inquiry Request Forms" and will make a final determination, which could then be petitioned to the State Water Resources Control Board. **Failure to submit an "Accreditation Inquiry Request Form" to ELAP within 30 days of this letter or to timely petition ELAP's final decision to the State Water Resources Control Board will prohibit you from obtaining any further review of your accreditation.** HSC Section 100890 lists the civil penalties for environmental laboratories that perform analyses for state regulatory purposes without a valid certificate.

Continued accreditation is contingent upon compliance with HSC Sections 100825-100920 and California Code of Regulations, Title 22, Division 4, Chapter 19, Certification of Environmental Laboratories. ELAP reserves the right to take enforcement action, including issuance of civil penalties, or supension and revocation of the laboratory's ELAP certificate, for failure to comply with all applicable regulations, statutes and orders.

Thank you,

Christine Sotelo, Chief
California Environmental Laboratory Accreditation Program (CA ELAP)

CALIFORNIA STATE

ENVIRONMENTAL LABORATORY ACCREDITATION PROGRAM

Accredited Fields of Testing

Babcock Laboratories, Inc.

6100 Quail Valley Court

Riverside, CA 92507

Phone: (951) 653-3351

Certificate No. **2698**

Expiration Date **5/31/2022**

***As of 9/21/2020, this list supersedes all previous lists for this certificate number.**

Customers: Please verify the current accreditation standing with the State.

Field of Testing: 101 – Microbiology of Drinking Water

Subgroup Code	Analyte Code	Analyte	Method
101.010	001	Heterotrophic Bacteria	SM 9215 B
101.020	004	Total Coliform (Enumeration)	SM 9221 B, C
101.020	005	Fecal Coliform (Enumeration)	SM 9221 B, E
101.020	006	E. coli (Enumeration)	SM 9221 B, F
101.050	001	Total Coliform P/A	SM 9223 B Colilert
101.050	002	E. coli P/A	SM 9223 B Colilert
101.050	003	Total Coliform (Enumeration)	SM 9223 B Colilert
101.050	004	E. coli (Enumeration)	SM 9223 B Colilert
101.050	005	Total Coliform P/A	SM 9223 B Colilert 18
101.050	006	E. coli P/A	SM 9223 B Colilert 18
101.050	007	Total Coliform (Enumeration)	SM 9223 B Colilert 18
101.050	008	E. coli (Enumeration)	SM 9223 B Colilert 18
101.100	001	Total Coliform P/A	Colitag
101.100	002	E. coli P/A	Colitag

Field of Testing: 102 – Inorganic Chemistry of Drinking Water

Subgroup Code	Analyte Code	Analyte	Method
102.026	001	Calcium	EPA 200.7
102.026	002	Magnesium	EPA 200.7
102.026	003	Potassium	EPA 200.7
102.026	004	Silica	EPA 200.7
102.026	005	Sodium	EPA 200.7

Subgroup Code	Analyte Code	Analyte	Method
102.026	006	Hardness (Calculation)	EPA 200.7
102.030	001	Bromide	EPA 300.0
102.030	003	Chloride	EPA 300.0
102.030	005	Fluoride	EPA 300.0
102.030	006	Nitrate (as N)	EPA 300.0
102.030	007	Nitrite (as N)	EPA 300.0
102.030	008	Phosphate, Ortho (as P)	EPA 300.0
102.030	009	Sulfate (as SO4)	EPA 300.0
102.040	001	Bromide	EPA 300.1
102.040	002	Chlorite	EPA 300.1
102.040	003	Chlorate	EPA 300.1
102.040	004	Bromate	EPA 300.1
102.045	001	Perchlorate	EPA 314.0
102.047	001	Perchlorate	EPA 331.0
102.048	001	Perchlorate	EPA 332.0
102.095	001	Turbidity	SM 2130 B-2001
102.100	001	Alkalinity	SM 2320 B-1997
102.120	001	Hardness (Calculation)	SM 2340 B-1997
102.130	001	Specific Conductance	SM 2510 B-1997
102.140	001	Residue, Filterable TDS	SM 2540 C-1997
102.175	001	Chlorine, Free	SM 4500-Cl G-2000
102.175	002	Chlorine, Total Residual	SM 4500-Cl G-2000
102.180	001	Chlorine Dioxide	SM 4500-ClO2 D-2000
102.190	001	Cyanide, Total	SM 4500-CN E-1999
102.192	001	Cyanide, Amenable	SM 4500-CN G-1999
102.200	001	Fluoride	SM 4500-F C-1997
102.203	001	Hydrogen Ion (pH)	SM 4500-H+ B-2000
102.220	001	Nitrite (as N)	SM 4500-NO2 B-2000
102.240	001	Phosphate, Ortho (as P)	SM 4500-P E-1999
102.260	001	Organic Carbon-Total (TOC)	SM 5310 B-2000
102.261	001	Dissolved Organic Carbon (DOC)	SM 5310 B-2000
102.270	001	Surfactants	SM 5540 C-2000
102.280	001	UV254	SM 5910 B-2011
102.570	001	Cyanide, Free	OIA-1677, DW

Field of Testing: 103 – Toxic Chemical Elements of Drinking Water

Subgroup Code	Analyte Code	Analyte	Method
103.030	001	Mercury	SM 3112 B
103.130	001	Aluminum	EPA 200.7
103.130	003	Barium	EPA 200.7
103.130	005	Cadmium	EPA 200.7
103.130	007	Chromium	EPA 200.7
103.130	008	Copper	EPA 200.7
103.130	009	Iron	EPA 200.7
103.130	011	Manganese	EPA 200.7

Subgroup Code	Analyte Code	Analyte	Method
103.130	012	Nickel	EPA 200.7
103.130	015	Silver	EPA 200.7
103.130	017	Zinc	EPA 200.7
103.130	018	Boron	EPA 200.7
103.140	001	Aluminum	EPA 200.8
103.140	002	Antimony	EPA 200.8
103.140	003	Arsenic	EPA 200.8
103.140	004	Barium	EPA 200.8
103.140	005	Beryllium	EPA 200.8
103.140	006	Cadmium	EPA 200.8
103.140	007	Chromium	EPA 200.8
103.140	008	Copper	EPA 200.8
103.140	009	Lead	EPA 200.8
103.140	010	Manganese	EPA 200.8
103.140	011	Mercury	EPA 200.8
103.140	012	Nickel	EPA 200.8
103.140	013	Selenium	EPA 200.8
103.140	014	Silver	EPA 200.8
103.140	015	Thallium	EPA 200.8
103.140	016	Zinc	EPA 200.8
103.140	018	Vanadium	EPA 200.8
103.310	001	Chromium VI (Hexavalent Chromium)	EPA 218.6
103.311	001	Chromium VI (Hexavalent Chromium)	EPA 218.7

Field of Testing: 104 – Volatile Organic Chemistry of Drinking Water

Subgroup Code	Analyte Code	Analyte	Method
104.030	001	1,2-Dibromoethane (EDB)	EPA 504.1
104.030	002	1,2-Dibromo-3-chloropropane (DBCP)	EPA 504.1
104.035	001	1,2,3-Trichloropropane (TCP)	SRL 524M-TCP
104.040	000	Volatile Organic Compounds	EPA 524.2
104.040	001	Benzene	EPA 524.2
104.040	007	n-Butylbenzene	EPA 524.2
104.040	008	sec-Butylbenzene	EPA 524.2
104.040	009	tert-Butylbenzene	EPA 524.2
104.040	010	Carbon Tetrachloride	EPA 524.2
104.040	011	Chlorobenzene	EPA 524.2
104.040	015	2-Chlorotoluene	EPA 524.2
104.040	016	4-Chlorotoluene	EPA 524.2
104.040	019	1,3-Dichlorobenzene	EPA 524.2
104.040	020	1,2-Dichlorobenzene	EPA 524.2
104.040	021	1,4-Dichlorobenzene	EPA 524.2
104.040	022	Dichlorodifluoromethane	EPA 524.2
104.040	023	1,1-Dichloroethane	EPA 524.2
104.040	024	1,2-Dichloroethane	EPA 524.2

Subgroup Code	Analyte Code	Analyte	Method
104.040	025	1,1-Dichloroethylene (1,1-Dichloroethene)	EPA 524.2
104.040	026	cis-1,2-Dichloroethylene (cis 1,2 Dichloroethene)	EPA 524.2
104.040	027	trans-1,2-Dichloroethylene (trans-1,2 Dichloroethene)	EPA 524.2
104.040	028	Dichloromethane (Methylene Chloride)	EPA 524.2
104.040	029	1,2-Dichloropropane	EPA 524.2
104.040	033	cis-1,3-Dichloropropylene (cis 1,3 Dichloropropene)	EPA 524.2
104.040	034	trans-1,3-Dichloropropylene (trans-1,3 Dichloroprope	EPA 524.2
104.040	035	Ethylbenzene	EPA 524.2
104.040	037	Isopropylbenzene	EPA 524.2
104.040	039	Naphthalene	EPA 524.2
104.040	041	N-propylbenzene	EPA 524.2
104.040	042	Styrene	EPA 524.2
104.040	043	1,1,1,2-Tetrachloroethane	EPA 524.2
104.040	044	1,1,2,2-Tetrachloroethane	EPA 524.2
104.040	045	Tetrachloroethylene (Tetrachloroethene)	EPA 524.2
104.040	046	Toluene	EPA 524.2
104.040	047	1,2,3-Trichlorobenzene	EPA 524.2
104.040	048	1,2,4-Trichlorobenzene	EPA 524.2
104.040	049	1,1,1-Trichloroethane	EPA 524.2
104.040	050	1,1,2-Trichloroethane	EPA 524.2
104.040	051	Trichloroethylene (Trichloroethene)	EPA 524.2
104.040	052	Trichlorofluoromethane	EPA 524.2
104.040	054	1,2,4-Trimethylbenzene	EPA 524.2
104.040	055	1,3,5-Trimethylbenzene	EPA 524.2
104.040	056	Vinyl Chloride	EPA 524.2
104.040	057	Xylenes, Total	EPA 524.2
104.040	061	Carbon Disulfide	EPA 524.2
104.040	062	Methyl Isobutyl Ketone (4-Methyl-2-Pentanone)	EPA 524.2
104.045	000	Trihalomethanes, Total	EPA 524.2
104.045	001	Bromodichloromethane	EPA 524.2
104.045	002	Bromoform	EPA 524.2
104.045	003	Chloroform	EPA 524.2
104.045	004	Dibromochloromethane (Chlorodibromomethane)	EPA 524.2
104.050	000	Gasoline Additives	EPA 524.2
104.050	002	Methyl tert-butyl Ether (MTBE)	EPA 524.2
104.050	003	tert-Amyl Methyl Ether (TAME)	EPA 524.2
104.050	004	Ethyl tert-butyl Ether (ETBE)	EPA 524.2
104.050	005	Trichlorotrifluoroethane	EPA 524.2
104.050	006	tert-Butyl Alcohol (TBA)	EPA 524.2

Field of Testing: 105 – Semi-volatile Organic Chemistry of Drinking Water

Subgroup Code	Analyte Code	Analyte	Method
105.010	000	Organochlorine Pesticides and PCBs	EPA 505
105.010	004	Chlordane	EPA 505
105.010	006	Endrin	EPA 505
105.010	007	Heptachlor	EPA 505
105.010	008	Heptachlor Epoxide	EPA 505
105.010	009	Hexachlorobenzene	EPA 505
105.010	011	Lindane (HCH-gamma)	EPA 505
105.010	012	Methoxychlor	EPA 505
105.010	014	Toxaphene	EPA 505
105.010	015	PCBs as Aroclors (screen)	EPA 505
105.082	000	Chlorinated Acids	EPA 515.3
105.082	001	2,4-D	EPA 515.3
105.082	002	Dinoseb	EPA 515.3
105.082	003	Pentachlorophenol	EPA 515.3
105.082	004	Picloram	EPA 515.3
105.082	005	2,4,5-TP (Silvex)	EPA 515.3
105.082	006	Bentazon	EPA 515.3
105.082	007	Dalapon	EPA 515.3
105.082	008	Dicamba	EPA 515.3
105.090	000	Semi-volatile Organic Compounds	EPA 525.2
105.090	001	Alachlor	EPA 525.2
105.090	003	Atrazine	EPA 525.2
105.090	004	Benzo(a)pyrene	EPA 525.2
105.090	005	Butachlor	EPA 525.2
105.090	008	Di(2-ethylhexyl) Adipate	EPA 525.2
105.090	009	Di(2-ethylhexyl) Phthalate	EPA 525.2
105.090	022	Molinate	EPA 525.2
105.090	025	Simazine	EPA 525.2
105.090	028	Thiobencarb	EPA 525.2
105.101	000	Carbamates	EPA 531.2
105.101	001	Carbofuran (Furadan)	EPA 531.2
105.101	002	Oxamyl	EPA 531.2
105.101	003	Aldicarb (Temik)	EPA 531.2
105.101	004	Aldicarb Sulfone	EPA 531.2
105.101	005	Aldicarb Sulfoxide	EPA 531.2
105.101	006	Carbaryl (Sevin)	EPA 531.2
105.101	007	3-Hydroxycarbofuran	EPA 531.2
105.101	008	Methomyl (Lannate)	EPA 531.2
105.106	000	Per- and Polyfluorinated Alkyl Substances (PFAS)	EPA 537.1
105.120	001	Glyphosate	EPA 547
105.140	001	Endothall	EPA 548.1
105.190	001	Bromoacetic Acid	SM 6251 B
105.190	003	Chloroacetic Acid	SM 6251 B
105.190	005	Dibromoacetic Acid	SM 6251 B

Subgroup Code	Analyte Code	Analyte	Method
105.190	006	Dichloroacetic Acid	SM 6251 B
105.190	007	Trichloroacetic Acid	SM 6251 B
105.190	008	Haloacetic Acids (HAA5)	SM 6251 B
105.191	001	Haloacetic Acids (HAA5)	SM 6251 B
105.201	001	Haloacetic Acids (HAA5)	EPA 552.3

Field of Testing: 106 – Radionuclides in Drinking Water

Subgroup Code	Analyte Code	Analyte	Method
106.092	001	Uranium	EPA 200.8

Field of Testing: 107 – Microbiological Methods for Non-Potable Water and Sewage Sludge

Subgroup Code	Analyte Code	Analyte	Method
107.001	001	Total Coliform (Enumeration)	SM 9221 B, C-2006
107.001	002	Fecal Coliform (Enumeration)	SM 9221 C, E-2006
107.001	003	E. coli (Enumeration)	SM 9221 C, F-2006
107.005	001	E. coli (Enumeration)	SM 9223 B-2004
107.007	001	Enterococci	SM 9230 B-2007
107.007	002	Fecal Streptococci	SM 9230 B-2007
107.011	001	Enterococci	SM 9230 D-2007
107.015	001	E. coli (Enumeration)	Colilert 18
107.017	001	Enterococci	Enterolert

Field of Testing: 108 – Inorganic Constituents in Non-Potable Water

Subgroup Code	Analyte Code	Analyte	Method
108.007	001	Residue, Volatile	EPA 160.4 (1971)
108.013	001	Calcium	EPA 200.7 (1994 Rev. 4.4)
108.013	002	Magnesium	EPA 200.7 (1994 Rev. 4.4)
108.013	004	Potassium	EPA 200.7 (1994 Rev. 4.4)
108.013	005	Silica, Dissolved	EPA 200.7 (1994 Rev. 4.4)
108.013	006	Sodium	EPA 200.7 (1994 Rev. 4.4)
108.017	001	Bromide	EPA 300.0 (1993 Rev. 2.1)
108.017	002	Chloride	EPA 300.0 (1993 Rev. 2.1)
108.017	003	Fluoride	EPA 300.0 (1993 Rev. 2.1)
108.017	004	Nitrate (as N)	EPA 300.0 (1993 Rev. 2.1)

Subgroup Code	Analyte Code	Analyte	Method
108.017	005	Nitrate-Nitrite (as N)	EPA 300.0 (1993 Rev. 2.1)
108.017	006	Nitrite (as N)	EPA 300.0 (1993 Rev. 2.1)
108.017	007	Phosphate, Ortho (as P)	EPA 300.0 (1993 Rev. 2.1)
108.017	008	Sulfate (as SO4)	EPA 300.0 (1993 Rev. 2.1)
108.019	001	Bromide	EPA 300.1 (1997 Rev.1.0)
108.029	001	Kjeldahl Nitrogen, Total (as N)	EPA 351.2 (1993 Rev. 2.0)
108.049	001	Phenols, Total	EPA 420.4 (1993 Rev. 2.0)
108.053	002	Oil & Grease Total	EPA 1664 B
108.055	001	Color	SM 2120 B-2011
108.059	001	Turbidity	SM 2130 B-2011
108.063	001	Alkalinity	SM 2320 B-2011
108.065	001	Hardness (Calculation)	SM 2340 B-2011
108.069	001	Specific Conductance	SM 2510 B-2011
108.071	001	Residue, Total	SM 2540 B-2011
108.073	001	Residue, Filterable TDS	SM 2540 C-2011
108.075	001	Residue, Non-filterable TSS	SM 2540 D-2011
108.077	001	Residue, Volatile	SM 2540 E-2011
108.079	001	Residue, Settleable	SM 2540 F-2011
108.080	001	Temperature	SM 2550 B-2010
108.114	001	Chlorine, Total Residual	SM 4500-Cl G-2011
108.114	002	Chlorine, Free	SM 4500-Cl G-2011
108.125	001	Cyanide, Total	SM 4500-CN E-2011
108.129	001	Cyanide, Available	SM 4500-CN G-2011
108.131	001	Fluoride	SM 4500-F C-2011
108.137	001	Hydrogen Ion (pH)	SM 4500-H+ B-2011
108.147	001	Ammonia (as N)	SM 4500-NH3 G-2011
108.153	001	Nitrite (as N)	SM 4500-NO2 B-2011
108.163	001	Oxygen, Dissolved	SM 4500-O B-2011
108.173	001	Oxygen, Dissolved	SM 4500-O G-2011
108.175	001	Phosphate, Ortho (as P)	SM 4500-P E-2011
108.175	002	Phosphorus, Total	SM 4500-P E-2011
108.201	001	Sulfide (as S)	SM 4500-S D-2011
108.207	001	Biochemical Oxygen Demand	SM 5210 B-2011
108.207	002	Carbonaceous BOD	SM 5210 B-2011
108.213	001	Chemical Oxygen Demand	SM 5220 D-2011
108.215	001	Organic Carbon-Total (TOC)	SM 5310 B-2011
108.225	001	Surfactants	SM 5540 C-2011
108.339	001	Cyanide, Available	OIA-1677-09
108.339	002	Cyanide, Free	OIA-1677-09

Field of Testing: 109 – Metals and Trace Elements in Non-Potable Water

Subgroup Code	Analyte Code	Analyte	Method
109.623	001	Aluminum	EPA 200.7 (1994 Rev. 4.4)
109.623	002	Antimony	EPA 200.7 (1994 Rev. 4.4)
109.623	003	Arsenic	EPA 200.7 (1994 Rev. 4.4)
109.623	004	Barium	EPA 200.7 (1994 Rev. 4.4)
109.623	006	Boron	EPA 200.7 (1994 Rev. 4.4)
109.623	007	Cadmium	EPA 200.7 (1994 Rev. 4.4)
109.623	008	Chromium	EPA 200.7 (1994 Rev. 4.4)
109.623	009	Cobalt	EPA 200.7 (1994 Rev. 4.4)
109.623	010	Copper	EPA 200.7 (1994 Rev. 4.4)
109.623	011	Iron	EPA 200.7 (1994 Rev. 4.4)
109.623	012	Lead	EPA 200.7 (1994 Rev. 4.4)
109.623	013	Manganese	EPA 200.7 (1994 Rev. 4.4)
109.623	014	Molybdenum	EPA 200.7 (1994 Rev. 4.4)
109.623	015	Nickel	EPA 200.7 (1994 Rev. 4.4)
109.623	016	Selenium	EPA 200.7 (1994 Rev. 4.4)
109.623	017	Silver	EPA 200.7 (1994 Rev. 4.4)
109.623	018	Thallium	EPA 200.7 (1994 Rev. 4.4)
109.623	019	Tin	EPA 200.7 (1994 Rev. 4.4)
109.623	020	Titanium	EPA 200.7 (1994 Rev. 4.4)
109.623	021	Vanadium	EPA 200.7 (1994 Rev. 4.4)
109.623	022	Zinc	EPA 200.7 (1994 Rev. 4.4)
109.625	001	Aluminum	EPA 200.8 (1994 Rev. 5.4)
109.625	002	Antimony	EPA 200.8 (1994 Rev. 5.4)

Subgroup Code	Analyte Code	Analyte	Method
109.625	003	Arsenic	EPA 200.8 (1994 Rev. 5.4)
109.625	004	Barium	EPA 200.8 (1994 Rev. 5.4)
109.625	005	Beryllium	EPA 200.8 (1994 Rev. 5.4)
109.625	007	Cadmium	EPA 200.8 (1994 Rev. 5.4)
109.625	008	Chromium	EPA 200.8 (1994 Rev. 5.4)
109.625	009	Cobalt	EPA 200.8 (1994 Rev. 5.4)
109.625	010	Copper	EPA 200.8 (1994 Rev. 5.4)
109.625	013	Lead	EPA 200.8 (1994 Rev. 5.4)
109.625	014	Manganese	EPA 200.8 (1994 Rev. 5.4)
109.625	015	Molybdenum	EPA 200.8 (1994 Rev. 5.4)
109.625	016	Nickel	EPA 200.8 (1994 Rev. 5.4)
109.625	017	Selenium	EPA 200.8 (1994 Rev. 5.4)
109.625	018	Silver	EPA 200.8 (1994 Rev. 5.4)
109.625	019	Thallium	EPA 200.8 (1994 Rev. 5.4)
109.625	020	Tin	EPA 200.8 (1994 Rev. 5.4)
109.625	022	Vanadium	EPA 200.8 (1994 Rev. 5.4)
109.625	023	Zinc	EPA 200.8 (1994 Rev. 5.4)
109.629	001	Chromium VI (Hexavalent Chromium)	EPA 218.6 (1994 Rev. 3.3)
109.667	001	Mercury	SM 3112 B-2011
109.685	002	Chromium VI (Hexavalent Chromium)	SM 3500-Cr B-2011

Field of Testing: 110 – Volatile Organic Constituents in Non-Potable Water

Subgroup Code	Analyte Code	Analyte	Method
110.040	001	Acetone	EPA 624.1
110.040	002	Acetonitrile	EPA 624.1
110.040	003	Acrolein	EPA 624.1
110.040	004	Acrylonitrile	EPA 624.1
110.040	005	Benzene	EPA 624.1
110.040	006	Bromodichloromethane	EPA 624.1

Subgroup Code	Analyte Code	Analyte	Method
110.040	007	Bromoform	EPA 624.1
110.040	008	Bromomethane (Methyl Bromide)	EPA 624.1
110.040	009	tert-Butyl Alcohol (TBA)	EPA 624.1
110.040	010	Carbon Tetrachloride	EPA 624.1
110.040	011	Chlorobenzene	EPA 624.1
110.040	012	Chloroethane	EPA 624.1
110.040	013	2-Chloroethyl vinyl Ether	EPA 624.1
110.040	014	Chloroform	EPA 624.1
110.040	015	Chloromethane (Methyl Chloride)	EPA 624.1
110.040	016	Dibromochloromethane (Chlorodibromomethane)	EPA 624.1
110.040	017	1,2-Dichlorobenzene	EPA 624.1
110.040	018	1,3-Dichlorobenzene	EPA 624.1
110.040	019	1,4-Dichlorobenzene	EPA 624.1
110.040	020	1,1-Dichloroethane	EPA 624.1
110.040	021	1,2-Dichloroethane	EPA 624.1
110.040	022	1,1-Dichloroethylene (1,1-Dichloroethene)	EPA 624.1
110.040	023	trans-1,2-Dichloroethylene (trans-1,2 Dichloroethene)	EPA 624.1
110.040	024	1,2-Dichloropropane	EPA 624.1
110.040	025	cis-1,3-Dichloropropylene (cis 1,3 Dichloropropene)	EPA 624.1
110.040	026	trans-1,3-Dichloropropylene (trans-1,3 Dichloroprope	EPA 624.1
110.040	028	Ethyl Acetate	EPA 624.1
110.040	029	Ethylbenzene	EPA 624.1
110.040	031	Methylene Chloride (Dichloromethane)	EPA 624.1
110.040	032	4-Methyl-2-pentanone (MIBK)	EPA 624.1
110.040	034	1,1,2,2-Tetrachloroethane	EPA 624.1
110.040	035	Tetrachloroethylene (Tetrachloroethene)	EPA 624.1
110.040	036	Tetrahydrofuran	EPA 624.1
110.040	037	Toluene	EPA 624.1
110.040	038	1,1,1-Trichloroethane	EPA 624.1
110.040	039	1,1,2-Trichloroethane	EPA 624.1
110.040	040	Trichloroethylene (Trichloroethene)	EPA 624.1
110.040	041	Vinyl Chloride	EPA 624.1
110.040	042	m-Xylene	EPA 624.1
110.040	043	o-Xylene	EPA 624.1
110.040	044	p-Xylene	EPA 624.1
110.040	045	Trichlorofluoromethane	EPA 624.1

Field of Testing: 111 – Semi-volatile Organic Constituents in Non-Potable Water

Subgroup Code	Analyte Code	Analyte	Method
111.055	001	Aldrin	EPA 608.3
111.055	002	alpha-BHC	EPA 608.3
111.055	003	beta-BHC	EPA 608.3
111.055	004	delta-BHC	EPA 608.3
111.055	005	gamma-BHC (Lindane)	EPA 608.3
111.055	006	Chlordane	EPA 608.3
111.055	007	4,4'-DDD	EPA 608.3
111.055	008	4,4'-DDE	EPA 608.3
111.055	009	4,4'-DDT	EPA 608.3
111.055	010	Dieldrin	EPA 608.3
111.055	011	Endosulfan I	EPA 608.3
111.055	012	Endosulfan II	EPA 608.3
111.055	013	Endosulfan Sulfate	EPA 608.3
111.055	014	Endrin	EPA 608.3
111.055	015	Endrin Aldehyde	EPA 608.3
111.055	016	Heptachlor	EPA 608.3
111.055	017	Heptachlor Epoxide	EPA 608.3
111.055	019	PCB-1016	EPA 608.3
111.055	020	PCB-1221	EPA 608.3
111.055	021	PCB-1232	EPA 608.3
111.055	022	PCB-1242	EPA 608.3
111.055	023	PCB-1248	EPA 608.3
111.055	024	PCB-1254	EPA 608.3
111.055	025	PCB-1260	EPA 608.3
111.055	046	Methoxychlor	EPA 608.3
111.055	060	Toxaphene	EPA 608.3
111.160	001	Acenaphthene	EPA 625.1
111.160	002	Acenaphthylene	EPA 625.1
111.160	003	Anthracene	EPA 625.1
111.160	004	Benzidine	EPA 625.1
111.160	005	Benzo(a)anthracene	EPA 625.1
111.160	006	Benzo(a)pyrene	EPA 625.1
111.160	007	Benzo(b)fluoranthene	EPA 625.1
111.160	008	Benzo(g,h,i)perylene	EPA 625.1
111.160	009	Benzo(k)fluoranthene	EPA 625.1
111.160	010	Bis(2-chloroethoxy) Methane	EPA 625.1
111.160	011	Bis(2-chloroethyl) Ether	EPA 625.1
111.160	012	Bis(2-chloroisopropyl) Ether	EPA 625.1
111.160	013	Bis(2-ethylhexyl)phthalate	EPA 625.1
111.160	014	4-Bromophenyl Phenyl Ether	EPA 625.1
111.160	015	Butyl Benzyl Phthalate	EPA 625.1
111.160	016	2-Chloronaphthalene	EPA 625.1
111.160	017	4-Chlorophenyl Phenyl Ether	EPA 625.1

Subgroup Code	Analyte Code	Analyte	Method
111.160	018	Chrysene	EPA 625.1
111.160	019	Dibenzo(a,h)anthracene	EPA 625.1
111.160	020	3,3'-Dichlorobenzidine	EPA 625.1
111.160	021	Diethyl Phthalate	EPA 625.1
111.160	022	Dimethyl Phthalate	EPA 625.1
111.160	023	Di-n-butyl Phthalate	EPA 625.1
111.160	024	2,4-Dinitrotoluene	EPA 625.1
111.160	025	2,6-Dinitrotoluene	EPA 625.1
111.160	026	Di-n-octyl Phthalate	EPA 625.1
111.160	027	Fluoranthene	EPA 625.1
111.160	028	Fluorene	EPA 625.1
111.160	029	Hexachlorobenzene	EPA 625.1
111.160	030	Hexachlorobutadiene	EPA 625.1
111.160	031	Hexachloroethane	EPA 625.1
111.160	032	Indeno(1,2,3-c,d)pyrene	EPA 625.1
111.160	033	Isophorone	EPA 625.1
111.160	034	Naphthalene	EPA 625.1
111.160	035	Nitrobenzene	EPA 625.1
111.160	036	N-nitrosodi-n-propylamine	EPA 625.1
111.160	037	Phenanthrene	EPA 625.1
111.160	038	Pyrene	EPA 625.1
111.160	039	1,2,4-Trichlorobenzene	EPA 625.1
111.160	040	4-Chloro-3-methylphenol	EPA 625.1
111.160	041	2-Chlorophenol	EPA 625.1
111.160	042	2,4-Dichlorophenol	EPA 625.1
111.160	043	2,4-Dimethylphenol	EPA 625.1
111.160	044	2,4-Dinitrophenol	EPA 625.1
111.160	045	2-Methyl-4,6-dinitrophenol	EPA 625.1
111.160	046	2-Nitrophenol	EPA 625.1
111.160	047	4-Nitrophenol	EPA 625.1
111.160	048	Pentachlorophenol	EPA 625.1
111.160	049	Phenol	EPA 625.1
111.160	050	2,4,6-Trichlorophenol	EPA 625.1
111.160	052	Aldrin	EPA 625.1
111.160	058	alpha-BHC	EPA 625.1
111.160	059	beta-BHC	EPA 625.1
111.160	060	delta-BHC	EPA 625.1
111.160	061	gamma-BHC (Lindane)	EPA 625.1
111.160	076	4,4'-DDD	EPA 625.1
111.160	077	4,4'-DDE	EPA 625.1
111.160	078	4,4'-DDT	EPA 625.1
111.160	083	Dieldrin	EPA 625.1
111.160	086	Endosulfan I	EPA 625.1
111.160	087	Endosulfan II	EPA 625.1
111.160	088	Endosulfan Sulfate	EPA 625.1
111.160	089	Endrin	EPA 625.1
111.160	096	Heptachlor	EPA 625.1
111.160	097	Heptachlor Epoxide	EPA 625.1

Subgroup Code	Analyte Code	Analyte	Method
111.160	098	Hexachlorocyclopentadiene	EPA 625.1
111.160	108	N-nitrosodimethylamine	EPA 625.1
111.160	110	N-nitrosodiphenylamine	EPA 625.1
111.345	001	N-Ethylperfluorooctane Sulfonamido Acetic Acid (NEtFOSAA)	DoD QSM Version 5.3
111.345	002	4:2 Fluorotelomer Sulfonic Acid (4:2 FTS)	DoD QSM Version 5.3
111.345	003	6:2 Fluorotelomer Sulfonic Acid (6:2 FTS)	DoD QSM Version 5.3
111.345	004	8:2 Fluorotelomer Sulfonic Acid (8:2 FTS)	DoD QSM Version 5.3
111.345	005	N-Methylperfluorooctane Sulfonamido Acetic Acid (NMeFOSAA)	DoD QSM Version 5.3
111.345	006	Perfluorobutanoic Acid (PFBA)	DoD QSM Version 5.3
111.345	007	Perfluorobutane Sulfonic Acid (PFBS)	DoD QSM Version 5.3
111.345	008	Perfluorodecanoic Acid (PFDA)	DoD QSM Version 5.3
111.345	009	Perfluorododecanoic Acid (PFDoA)	DoD QSM Version 5.3
111.345	010	Perfluorodecane Sulfonic Acid (PFDS)	DoD QSM Version 5.3
111.345	011	Perfluoroheptanoic Acid (PFHpA)	DoD QSM Version 5.3
111.345	012	Perfluoroheptane Sulfonic Acid (PFHpS)	DoD QSM Version 5.3
111.345	013	Perfluorohexane Sulfonic Acid (PFHxS)	DoD QSM Version 5.3
111.345	014	Perfluorohexanoic Acid (PFHxA)	DoD QSM Version 5.3
111.345	015	Perfluorononanoic Acid (PFNA)	DoD QSM Version 5.3
111.345	016	Perfluorooctanoic Acid (PFOA)	DoD QSM Version 5.3
111.345	017	Perfluorooctane Sulfonic Acid (PFOS)	DoD QSM Version 5.3
111.345	018	Perfluorooctane Sulfonamide (PFOSAm)	DoD QSM Version 5.3
111.345	019	Perfluoropentanoic Acid (PFPeA)	DoD QSM Version 5.3
111.345	020	Perfluoropentane Sulfonic Acid (PFPeS)	DoD QSM Version 5.3
111.345	021	Perfluorotetradecanoic Acid (PFTA)	DoD QSM Version 5.3
111.345	022	Perfluorotridecanoic Acid (PFTrDA)	DoD QSM Version 5.3

Subgroup Code	Analyte Code	Analyte	Method
111.345	023	Perfluoroundecanoic Acid (PFUnDA)	DoD QSM Version 5.3
111.345	024	11-Chloroeicosafluoro-3-oxaundecane-1-sulfonic acid (11Cl-PF3OUdS)	DoD QSM Version 5.3
111.345	025	9-Chlorohexadecafluoro-3-oxanonane-1-sulfonic acid (9Cl-PF3ONS)	DoD QSM Version 5.3
111.345	026	4,8-Dioxa-3H-perfluorononanoic acid (ADONA)	DoD QSM Version 5.3
111.345	027	N-Ethylperfluorooctane Sulfonamide (EtFOSAm)	DoD QSM Version 5.3
111.345	028	N-Ethylperfluorooctane Sulfonamido Ethanol (EtFOSE)	DoD QSM Version 5.3
111.345	029	10:2 Fluorotelomer Sulfonic Acid (10:2 FTS)	DoD QSM Version 5.3
111.345	030	Hexafluoropropylene Oxide Dimer Acid (HFPO-DA)	DoD QSM Version 5.3
111.345	031	N-Methylperfluorooctane Sulfonamide (MeFOSAm)	DoD QSM Version 5.3
111.345	032	N-Methylperfluorooctane Sulfonamido Ethanol (MeFOSE)	DoD QSM Version 5.3
111.345	033	Perfluorohexadecanoic Acid (PFHxDA)	DoD QSM Version 5.3
111.345	034	Perfluorononane Sulfonic Acid (PFNS)	DoD QSM Version 5.3
111.345	035	Perfluorooctadecanoic Acid (PFODA)	DoD QSM Version 5.3
111.345	036	2H,2H,3H,3H-Perfluorodecanoic Acid (7:3 FTCA)	DoD QSM Version 5.3
111.345	037	2H,2H,3H,3H-Perfluorohexaanoic Acid (3:3 FTCA)	DoD QSM Version 5.3
111.345	038	2H,2H,3H,3H-Perfluorooctanoic Acid (5:3 FTCA)	DoD QSM Version 5.3

Field of Testing: 114 – Inorganic Chemistry of Hazardous Waste

Subgroup Code	Analyte Code	Analyte	Method
114.010	001	Antimony	EPA 6010 B
114.010	002	Arsenic	EPA 6010 B
114.010	003	Barium	EPA 6010 B
114.010	004	Beryllium	EPA 6010 B
114.010	005	Cadmium	EPA 6010 B

Subgroup Code	Analyte Code	Analyte	Method
114.010	006	Chromium	EPA 6010 B
114.010	007	Cobalt	EPA 6010 B
114.010	008	Copper	EPA 6010 B
114.010	009	Lead	EPA 6010 B
114.010	010	Molybdenum	EPA 6010 B
114.010	011	Nickel	EPA 6010 B
114.010	013	Silver	EPA 6010 B
114.010	014	Thallium	EPA 6010 B
114.010	015	Vanadium	EPA 6010 B
114.010	016	Zinc	EPA 6010 B
114.020	002	Arsenic	EPA 6020
114.020	003	Barium	EPA 6020
114.020	004	Beryllium	EPA 6020
114.020	005	Cadmium	EPA 6020
114.020	006	Chromium	EPA 6020
114.020	007	Cobalt	EPA 6020
114.020	008	Copper	EPA 6020
114.020	009	Lead	EPA 6020
114.020	010	Molybdenum	EPA 6020
114.020	011	Nickel	EPA 6020
114.020	012	Selenium	EPA 6020
114.020	013	Silver	EPA 6020
114.020	014	Thallium	EPA 6020
114.020	015	Vanadium	EPA 6020
114.020	016	Zinc	EPA 6020
114.025	001	Mercury	EPA 6020 A
114.106	001	Chromium VI (Hexavalent Chromium)	EPA 7199
114.140	001	Mercury	EPA 7470 A
114.141	001	Mercury	EPA 7471 A
114.221	001	Cyanide, Total	EPA 9012 A
114.240	001	Corrosivity - pH Determination	EPA 9040 B
114.241	001	Corrosivity - pH Determination	EPA 9045 C

Field of Testing: 115 – Extraction Test of Hazardous Waste

Subgroup Code	Analyte Code	Analyte	Method
115.020	001	Toxicity Characteristic Leaching Procedure (TCLP)	EPA 1311
115.021	001	TCLP Inorganics	EPA 1311
115.022	001	TCLP Extractables	EPA 1311
115.023	001	TCLP Volatiles	EPA 1311
115.030	001	Waste Extraction Test (WET)	CCR Chapter11, Article 5, Appendix II
115.040	001	Synthetic Precipitation Leaching Procedure (SPLP)	EPA 1312

Field of Testing: 116 – Volatile Organic Chemistry of Hazardous Waste

Subgroup Code	Analyte Code	Analyte	Method
116.010	000	EDB and DBCP	EPA 8011
116.030	001	Gasoline Range Organics (GRO)	EPA 8015 B
116.080	000	Volatile Organic Compounds	EPA 8260 B
116.080	120	Oxygenates	EPA 8260 B

Field of Testing: 117 – Semi-volatile Organic Chemistry of Hazardous Waste

Subgroup Code	Analyte Code	Analyte	Method
117.010	001	Diesel Range Organics (DRO)	EPA 8015 B
117.017	001	TRPH Screening	EPA 418.1
117.110	000	Extractable Organics	EPA 8270 C
117.111	071	Pesticides	EPA 8270 C
117.210	000	Organochlorine Pesticides	EPA 8081 A
117.220	000	PCBs	EPA 8082
117.250	000	Chlorinated Herbicides	EPA 8151 A
117.290	000	Per- and Polyfluorinated Alkyl Substances (PFAS)	DoD QSM Version 5.1 (or newer)

Field of Testing: 120 – Physical Properties of Hazardous Waste

Subgroup Code	Analyte Code	Analyte	Method
120.010	001	Ignitability	EPA 1010
120.070	001	Corrosivity – pH Determination	EPA 9040 B
120.080	001	Corrosivity – pH Determination	EPA 9045 C

Field of Testing: 126 – Microbiological Methods for Ambient Water

Subgroup Code	Analyte Code	Analyte	Method
126.003	001	Total Coliform (Enumeration)	SM 9221 B, C-2006
126.003	002	Fecal Coliform (Enumeration)	SM 9221 C, E-2006
126.003	003	E. coli (Enumeration)	SM 9221 C, F-2006
126.007	001	E. coli (Enumeration)	SM 9223 B-2004
126.009	001	Fecal Streptococci	SM 9230 B-2007
126.017	001	E. coli (Enumeration)	Colilert 18
126.019	001	Enterococci	Enterolert

CALIFORNIA
Water Boards
STATE WATER RESOURCES CONTROL BOARD
REGIONAL WATER QUALITY CONTROL BOARDS

Interim

CALIFORNIA STATE

ENVIRONMENTAL LABORATORY ACCREDITATION PROGRAM

CERTIFICATE OF ENVIRONMENTAL LABORATORY ACCREDITATION

Is hereby granted to

Ceres Analytical Laboratory, Inc.

4919 Windplay Drive, Suite 1

El Dorado Hills, CA 95762

Scope of the certificate is limited to the
"Fields of Accreditation"
which accompany this Certificate.

Continued accredited status depends on compliance with applicable laws and regulations, proficiency testing studies, and payment of applicable fees.

This Certificate is granted in accordance with provisions of Section 100825, et seq. of the Health and Safety Code.

Certificate No.: **3046**

Effective Date: **5/1/2021**

Expiration Date: **4/30/2022**

Sacramento, California
subject to forfeiture or revocation

Christine Sotelo, Chief
Environmental Laboratory Accreditation Program

CALIFORNIA STATE
ENVIRONMENTAL LABORATORY ACCREDITATION PROGRAM
Fields of Accreditation

Ceres Analytical Laboratory, Inc.

4919 Windplay Drive, Suite 1
El Dorado Hills, CA 95762
Phone: 9169325011

Certificate Number: 3046
Expiration Date: 4/30/2022
INTERIM

Field of Accreditation: 105 - Semi-volatile Organic Chemistry of Drinking Water

105.230	001	2,3,7,8-Tetrachlorodibenzo-p-dioxin (TCDD)	EPA 1613 B
105.230	002	2,3,7,8-Tetrachlorodibenzo-p-dioxin (TCDD) Screening Only	EPA 1613 B

Field of Accreditation: 111 - Semi-volatile Organic Constituents in Non-Potable Water

111.250	001	2,3,7,8-Tetrachlorodibenzo-p-dioxin (TCDD)	EPA 1613 B
111.250	002	Total Tetrachlorodibenzo-p-dioxin (TCDD)	EPA 1613 B
111.250	003	2,3,7,8-Tetrachlorodibenzofuran (TCDF)	EPA 1613 B
111.250	004	Total Tetrachlorodibenzofuran (TCDF)	EPA 1613 B
111.250	005	1,2,3,7,8-Pentachlorodibenzo-p-dioxin (PeCDD)	EPA 1613 B
111.250	006	Total Pentachlorodibenzo-p-dioxin (PeCDD)	EPA 1613 B
111.250	007	1,2,3,7,8-Pentachlorodibenzofuran (PeCDF)	EPA 1613 B
111.250	008	2,3,4,7,8-Pentachlorodibenzofuran (PeCDF)	EPA 1613 B
111.250	009	Total Pentachlorodibenzofuran (PeCDF)	EPA 1613 B
111.250	010	1,2,3,4,7,8-Hexachlorodibenzo-p-dioxin (HxCDD)	EPA 1613 B
111.250	011	1,2,3,6,7,8-Hexachlorodibenzo-p-dioxin (HxCDD)	EPA 1613 B
111.250	012	1,2,3,7,8,9-Hexachlorodibenzo-p-dioxin (HxCDD)	EPA 1613 B
111.250	013	Total Hexachlorodibenzo-p-dioxin (HxCDD)	EPA 1613 B
111.250	014	1,2,3,4,7,8-Hexachlorodibenzofuran (HxCDF)	EPA 1613 B
111.250	015	1,2,3,6,7,8-Hexachlorodibenzofuran (HxCDF)	EPA 1613 B
111.250	016	1,2,3,7,8,9-Hexachlorodibenzofuran (HxCDF)	EPA 1613 B
111.250	017	2,3,4,6,7,8-Hexachlorodibenzofuran (HxCDF)	EPA 1613 B
111.250	018	Total Hexachlorodibenzofuran (HxCDF)	EPA 1613 B
111.250	019	1,2,3,4,6,7,8-Heptachlorodibenzo-p-dioxin (HpCDD)	EPA 1613 B
111.250	020	Total Heptachlorodibenzo-p-dioxin (HpCDD)	EPA 1613 B
111.250	021	1,2,3,4,6,7,8-Heptachlorodibenzofuran (HpCDF)	EPA 1613 B
111.250	022	1,2,3,4,7,8,9-Heptachlorodibenzofuran (HpCDF)	EPA 1613 B
111.250	023	Total Heptachlorodibenzofuran (HpCDF)	EPA 1613 B
111.250	024	OCDD	EPA 1613 B
111.250	025	OCDF	EPA 1613 B

CALIFORNIA
Water Boards
STATE WATER RESOURCES CONTROL BOARD
REGIONAL WATER QUALITY CONTROL BOARDS

CALIFORNIA STATE

ENVIRONMENTAL LABORATORY ACCREDITATION PROGRAM

CERTIFICATE OF ENVIRONMENTAL ACCREDITATION

Is hereby granted to

Enthalpy Analytical, LLC - San Diego

California

4340 Vandever Avenue

San Diego, CA 92120

Scope of the certificate is limited to the
"Fields of Testing"
which accompany this Certificate.

Continued accredited status depends on successful completion of on-site inspection, proficiency testing studies, and payment of applicable fees.

This Certificate is granted in accordance with provisions of
Section 100825, et seq. of the Health and Safety Code.

Certificate No.: **1802**

Expiration Date: **9/30/2022**

Effective Date: **10/1/2020**

Sacramento, California
subject to forfeiture or revocation

Christine Sotelo, Chief
Environmental Laboratory Accreditation Program

CALIFORNIA STATE
ENVIRONMENTAL LABORATORY ACCREDITATION PROGRAM
Accredited Fields of Testing

Enthalpy Analytical, LLC - San Diego
California
4340 Vandever Avenue
San Diego, CA 92120
Phone: 8585877333

Certificate No. **1802**
Expiration Date **9/30/2022**

Field of Testing: 113 - Environmental Toxicity Methods

113.010	001	Fathead Minnow (P. promelas)	Polisini & Miller (CDFG 1988)
113.011	001A	Fathead Minnow (P. promelas)	EPA 2000.0, Static
113.011	001B	Fathead Minnow (P. promelas)	EPA 2000.0, Static Renewal
113.012	011A	Daphnid (C. dubia)	EPA 2002.0, Static
113.012	011B	Daphnid (C. dubia)	EPA 2002.0, Static Renewal
113.014	012A	Daphnids (Daphnia spp.)	EPA 2021.0, Static
113.014	012B	Daphnids (Daphnia spp.)	EPA 2021.0, Static Renewal
113.015	017B	Amphipod (Hyalella spp.)	EPA-821-R-02-012, Static Renewal
113.021	006A	Silverside (Menidia spp.)	EPA 2006.0, Static
113.021	006B	Silverside (Menidia spp.)	EPA 2006.0, Static Renewal
113.022	009A	Mysid (M. bahia)	EPA 2007.0, Static
113.022	009B	Mysid (M. bahia)	EPA 2007.0, Static Renewal
113.023	007A	Topsmelt (A. affinis)	EPA-821-R-02-012, Static
113.023	007B	Topsmelt (A. affinis)	EPA-821-R-02-012, Static Renewal
113.030	001	Fathead Minnow (P. promelas)	EPA 1000.0
113.032	011	Daphnid (C. dubia)	EPA 1002.0
113.033	025	Green algae (S. capricornutum)	EPA 1003.0
113.034	025	Green algae (S. capricornutum)	ASTM E1218-04
113.042	006	Silverside (Menidia spp.)	EPA 1006.0
113.043	009	Mysid (M. bahia)	EPA 1007.0
113.045	007	Topsmelt (A. affinis)	EPA 600/R-95/136
113.045	019A	Sand dollar (D. excentricus)	EPA 600/R-95/136, Fertilization Test
113.045	019B	Sand dollar (D. excentricus)	EPA 600/R-95/136, Development Test
113.045	021A	Purple sea urchin (S. purpuratus)	EPA 600/R-95/136, Fertilization Test
113.045	021B	Purple sea urchin (S. purpuratus)	EPA 600/R-95/136, Development Test
113.045	022	Red abalone (H. rufescens)	EPA 600/R-95/136
113.045	023	Mussels (Mytilus spp.)	EPA 600/R-95/136
113.045	024	Giant Kelp (M. pyrifera)	EPA 600/R-95/136
113.050	013	Amphipod (H. azteca)	EPA 600/R-99/064, EPA 100.1
113.051	008	Midge (C. tentans)	EPA 600/R-99/064, EPA 100.2
113.052	027	Oligochaete (L. variegatus)	EPA 600/R-99/064, EPA 100.3
113.053	013	Amphipod (H. azteca)	EPA 600/R-99/064, EPA 100.4
113.054	008	Midge (C. tentans)	EPA 600/R-99/064, EPA 100.5

As of 10/1/2020 , this list supersedes all previous lists for this certificate number.
Customers: Please verify the current accreditation standing with the State.

113.060	014	Amphipod (E. estuarius)	EPA 600/R-94/025, EPA 100.4
113.060	015	Amphipod (L. plumulosus)	EPA 600/R-94/025, EPA 100.4
113.060	016	Amphipod (R. abronius)	EPA 600/R-94/025, EPA 100.4
113.060	028	Amphipod (A. abdita)	EPA 600/R-94/025, EPA 100.4

CALIFORNIA
Water Boards
STATE WATER RESOURCES CONTROL BOARD
REGIONAL WATER QUALITY CONTROL BOARDS

CALIFORNIA STATE

ENVIRONMENTAL LABORATORY ACCREDITATION PROGRAM

CERTIFICATE OF ENVIRONMENTAL LABORATORY ACCREDITATION

Is hereby granted to

Eurofins Calscience, LLC

7440 Lincoln Way

Garden Grove, CA 92841-1427

Scope of the certificate is limited to the
"Fields of Accreditation"
which accompany this Certificate.

Continued accredited status depends on compliance with applicable laws and regulations, proficiency testing studies, and payment of applicable fees.

This Certificate is granted in accordance with provisions of
Section 100825, et seq. of the Health and Safety Code.

Certificate No.: **2944**

Effective Date: **10/1/2020**

Expiration Date: **9/30/2022**

Sacramento, California
subject to forfeiture or revocation

Christine Sotelo, Chief
Environmental Laboratory Accreditation Program

CALIFORNIA STATE
ENVIRONMENTAL LABORATORY ACCREDITATION PROGRAM
Fields of Accreditation

Eurofins Calscience, LLC

7440 Lincoln Way
Garden Grove, CA 92841-1427
Phone: 7148955494

Certificate Number: 2944
Expiration Date: 9/30/2022

Field of Accreditation:102 - Inorganic Chemistry of Drinking Water			
102.040	003	Chlorate	EPA 300.1
102.045	001	Perchlorate	EPA 314.0
102.047	001	Perchlorate	EPA 331.0
102.264	001	Organic Carbon-Total (TOC)	SM 5310 D-2000
102.265	001	Dissolved Organic Carbon (DOC)	SM 5310 D-2000
Field of Accreditation:103 - Toxic Chemical Elements of Drinking Water			
103.140	019	Strontium	EPA 200.8
Field of Accreditation:104 - Volatile Organic Chemistry of Drinking Water			
104.030	001	1,2-Dibromoethane (EDB)	EPA 504.1
104.030	002	1,2-Dibromo-3-chloropropane (DBCP)	EPA 504.1
104.035	001	1,2,3-Trichloropropane (TCP)	SRL 524M-TCP
104.040	001	Benzene	EPA 524.2
104.040	007	n-Butylbenzene	EPA 524.2
104.040	008	sec-Butylbenzene	EPA 524.2
104.040	009	tert-Butylbenzene	EPA 524.2
104.040	010	Carbon Tetrachloride	EPA 524.2
104.040	011	Chlorobenzene	EPA 524.2
104.040	015	2-Chlorotoluene	EPA 524.2
104.040	016	4-Chlorotoluene	EPA 524.2
104.040	019	1,3-Dichlorobenzene	EPA 524.2
104.040	020	1,2-Dichlorobenzene	EPA 524.2
104.040	021	1,4-Dichlorobenzene	EPA 524.2
104.040	022	Dichlorodifluoromethane	EPA 524.2
104.040	023	1,1-Dichloroethane	EPA 524.2
104.040	024	1,2-Dichloroethane (Ethylene Dichloride)	EPA 524.2
104.040	025	1,1-Dichloroethylene (1,1-Dichloroethene)	EPA 524.2
104.040	026	cis-1,2-Dichloroethylene (cis 1,2 Dichloroethene)	EPA 524.2
104.040	027	trans-1,2-Dichloroethylene (trans- 1,2 Dichloroethene)	EPA 524.2
104.040	028	Dichloromethane (Methylene Chloride)	EPA 524.2
104.040	029	1,2-Dichloropropane	EPA 524.2
104.040	033	cis-1,3-Dichloropropylene (cis 1,3 Dichloropropene)	EPA 524.2
104.040	034	trans-1,3-Dichloropropylene (trans-1,3 Dichloropropene)	EPA 524.2
104.040	035	Ethylbenzene	EPA 524.2

104.040	037	Isopropylbenzene	EPA 524.2
104.040	039	Naphthalene	EPA 524.2
104.040	041	N-propylbenzene	EPA 524.2
104.040	042	Styrene	EPA 524.2
104.040	043	1,1,1,2-Tetrachloroethane	EPA 524.2
104.040	044	1,1,2,2-Tetrachloroethane	EPA 524.2
104.040	045	Tetrachloroethylene (Tetrachloroethene)	EPA 524.2
104.040	046	Toluene	EPA 524.2
104.040	047	1,2,3-Trichlorobenzene	EPA 524.2
104.040	048	1,2,4-Trichlorobenzene	EPA 524.2
104.040	049	1,1,1-Trichloroethane	EPA 524.2
104.040	050	1,1,2-Trichloroethane	EPA 524.2
104.040	051	Trichloroethylene (Trichloroethene)	EPA 524.2
104.040	052	Trichlorofluoromethane	EPA 524.2
104.040	054	1,2,4-Trimethylbenzene	EPA 524.2
104.040	055	1,3,5-Trimethylbenzene	EPA 524.2
104.040	056	Vinyl Chloride	EPA 524.2
104.040	059	o-Xylene	EPA 524.2
104.040	063	m+p-Xylene	EPA 524.2
104.045	001	Bromodichloromethane	EPA 524.2
104.045	002	Bromoform	EPA 524.2
104.045	003	Chloroform	EPA 524.2
104.045	004	Dibromochloromethane (Chlorodibromomethane)	EPA 524.2
104.050	002	Methyl tert-butyl Ether (MTBE)	EPA 524.2
104.050	003	tert-Amyl Methyl Ether (TAME)	EPA 524.2
104.050	004	Ethyl tert-butyl Ether (ETBE)	EPA 524.2
104.050	005	Trichlorotrifluoroethane (Freon 113)	EPA 524.2
104.050	006	t-Butyl alcohol (2-Methyl-2-propanol)	EPA 524.2

Field of Accreditation:105 - Semi-volatile Organic Chemistry of Drinking Water

105.085	001	1,4-Dioxane	EPA 522

Field of Accreditation:108 - Inorganic Constituents in Non-Potable Water

108.001	001	Specific Conductance	EPA 120.1 (1982 Rev.1.0)
108.013	001	Calcium	EPA 200.7 (1994 Rev. 4.4)
108.013	002	Magnesium	EPA 200.7 (1994 Rev. 4.4)
108.013	003	Phosphorus,Total	EPA 200.7 (1994 Rev. 4.4)
108.013	004	Potassium	EPA 200.7 (1994 Rev. 4.4)
108.013	005	Silica, Dissolved	EPA 200.7 (1994 Rev. 4.4)
108.013	006	Sodium	EPA 200.7 (1994 Rev. 4.4)
108.015	001	Calcium	EPA 200.8 (1994 Rev. 5.4)
108.015	002	Magnesium	EPA 200.8 (1994 Rev. 5.4)
108.015	003	Potassium	EPA 200.8 (1994 Rev. 5.4)
108.015	005	Sodium	EPA 200.8 (1994 Rev. 5.4)

108.017	001	Bromide	EPA 300.0 (1993 Rev. 2.1)
108.017	002	Chloride	EPA 300.0 (1993 Rev. 2.1)
108.017	003	Fluoride	EPA 300.0 (1993 Rev. 2.1)
108.017	004	Nitrate (as N)	EPA 300.0 (1993 Rev. 2.1)
108.017	005	Nitrate-Nitrite (as N)	EPA 300.0 (1993 Rev. 2.1)
108.017	006	Nitrite (as N)	EPA 300.0 (1993 Rev. 2.1)
108.017	007	Phosphate,Ortho (as P)	EPA 300.0 (1993 Rev. 2.1)
108.017	008	Sulfate (as SO4)	EPA 300.0 (1993 Rev. 2.1)
108.025	001	Ammonia (as N)	EPA 350.1 (1993 Rev. 2.0)
108.029	001	Kjeldahl Nitrogen,Total (as N)	EPA 351.2 (1993 Rev. 2.0)
108.035	001	Phosphate,Ortho (as P)	EPA 365.1 (1993 Rev. 2.0)
108.035	002	Phosphorus,Total	EPA 365.1 (1993 Rev. 2.0)
108.045	001	Chemical Oxygen Demand	EPA 410.4 (1993 Rev. 2.0)
108.047	001	Phenols, Total	EPA 420.1 (1978 Rev. 1.0)
108.053	001	Oil & Grease Total	EPA 1664 A
108.055	001	Color	SM 2120 B-2011
108.059	001	Turbidity	SM 2130 B-2011
108.063	001	Alkalinity	SM 2320 B-2011
108.065	001	Hardness (Calculation)	SM 2340 B-2011
108.067	001	Hardness	SM 2340 C-2011
108.069	001	Specific Conductance	SM 2510 B-2011
108.071	001	Residue, Total	SM 2540 B-2011
108.073	001	Residue, Filterable TDS	SM 2540 C-2011
108.075	001	Residue, Non-filterable TSS	SM 2540 D-2011
108.077	001	Residue, Volatile	SM 2540 E-2011
108.079	001	Residue, Settleable	SM 2540 F-2011
108.109	001	Chlorine, Total Residual	SM 4500-Cl F-2011
108.117	001	Chloride	SM 4500-Chloride C-2011
108.125	001	Cyanide, Total	SM 4500-CN E-2011
108.131	001	Fluoride	SM 4500-F C-2011
108.137	001	Hydrogen Ion (pH)	SM 4500-H+ B-2011
108.139	001	Ammonia (as N)	SM 4500-NH3 C-2011
108.139	002	Kjeldahl Nitrogen,Total (as N)	SM 4500-NH3 C-2011
108.140	001	Ammonia (as N)	SM 4500-NH3 D-2011
108.153	001	Nitrite (as N)	SM 4500-NO2 B-2011
108.157	001	Nitrate-Nitrite (as N)	SM 4500-NO3 E-2011
108.173	001	Oxygen, Dissolved	SM 4500-O G-2011
108.175	001	Phosphate,Ortho (as P)	SM 4500-P E-2011
108.175	002	Phosphorus,Total	SM 4500-P E-2011
108.201	001	Sulfide (as S)	SM 4500-S D-2011
108.207	001	Biochemical Oxygen Demand	SM 5210 B-2011
108.207	002	Carbonaceous BOD	SM 5210 B-2011

108.219	001	Organic Carbon-Total (TOC)	SM 5310 D-2011
108.225	001	Surfactants	SM 5540 C-2011

Field of Accreditation:109 - Metals and Trace Elements in Non-Potable Water

109.623	001	Aluminum	EPA 200.7 (1994 Rev. 4.4)
109.623	002	Antimony	EPA 200.7 (1994 Rev. 4.4)
109.623	003	Arsenic	EPA 200.7 (1994 Rev. 4.4)
109.623	004	Barium	EPA 200.7 (1994 Rev. 4.4)
109.623	005	Beryllium	EPA 200.7 (1994 Rev. 4.4)
109.623	006	Boron	EPA 200.7 (1994 Rev. 4.4)
109.623	007	Cadmium	EPA 200.7 (1994 Rev. 4.4)
109.623	008	Chromium	EPA 200.7 (1994 Rev. 4.4)
109.623	009	Cobalt	EPA 200.7 (1994 Rev. 4.4)
109.623	010	Copper	EPA 200.7 (1994 Rev. 4.4)
109.623	011	Iron	EPA 200.7 (1994 Rev. 4.4)
109.623	012	Lead	EPA 200.7 (1994 Rev. 4.4)
109.623	013	Manganese	EPA 200.7 (1994 Rev. 4.4)
109.623	014	Molybdenum	EPA 200.7 (1994 Rev. 4.4)
109.623	015	Nickel	EPA 200.7 (1994 Rev. 4.4)
109.623	016	Selenium	EPA 200.7 (1994 Rev. 4.4)
109.623	017	Silver	EPA 200.7 (1994 Rev. 4.4)
109.623	018	Thallium	EPA 200.7 (1994 Rev. 4.4)
109.623	019	Tin	EPA 200.7 (1994 Rev. 4.4)
109.623	020	Titanium	EPA 200.7 (1994 Rev. 4.4)
109.623	021	Vanadium	EPA 200.7 (1994 Rev. 4.4)
109.623	022	Zinc	EPA 200.7 (1994 Rev. 4.4)
109.625	001	Aluminum	EPA 200.8 (1994 Rev. 5.4)
109.625	002	Antimony	EPA 200.8 (1994 Rev. 5.4)
109.625	003	Arsenic	EPA 200.8 (1994 Rev. 5.4)
109.625	004	Barium	EPA 200.8 (1994 Rev. 5.4)
109.625	005	Beryllium	EPA 200.8 (1994 Rev. 5.4)
109.625	006	Boron	EPA 200.8 (1994 Rev. 5.4)
109.625	007	Cadmium	EPA 200.8 (1994 Rev. 5.4)
109.625	008	Chromium	EPA 200.8 (1994 Rev. 5.4)
109.625	009	Cobalt	EPA 200.8 (1994 Rev. 5.4)
109.625	010	Copper	EPA 200.8 (1994 Rev. 5.4)
109.625	012	Iron	EPA 200.8 (1994 Rev. 5.4)
109.625	013	Lead	EPA 200.8 (1994 Rev. 5.4)
109.625	014	Manganese	EPA 200.8 (1994 Rev. 5.4)
109.625	015	Molybdenum	EPA 200.8 (1994 Rev. 5.4)
109.625	016	Nickel	EPA 200.8 (1994 Rev. 5.4)
109.625	017	Selenium	EPA 200.8 (1994 Rev. 5.4)
109.625	018	Silver	EPA 200.8 (1994 Rev. 5.4)

109.625	019	Thallium	EPA 200.8 (1994 Rev. 5.4)
109.625	020	Tin	EPA 200.8 (1994 Rev. 5.4)
109.625	021	Titanium	EPA 200.8 (1994 Rev. 5.4)
109.625	022	Vanadium	EPA 200.8 (1994 Rev. 5.4)
109.625	023	Zinc	EPA 200.8 (1994 Rev. 5.4)
109.629	001	Chromium VI (Hexavalent Chromium)	EPA 218.6 (1994 Rev. 3.3)
109.635	001	Mercury	EPA 245.1 (1994 Rev. 3.0)
109.693	001	Iron	SM 3500-Fe B-2011

Field of Accreditation: 110 - Volatile Organic Constituents in Non-Potable Water

110.020	001	Benzene	EPA 602
110.020	006	Ethylbenzene	EPA 602
110.020	007	Toluene	EPA 602
110.040	001	Acetone	EPA 624.1
110.040	003	Acrolein	EPA 624.1
110.040	004	Acrylonitrile	EPA 624.1
110.040	005	Benzene	EPA 624.1
110.040	006	Bromodichloromethane	EPA 624.1
110.040	007	Bromoform	EPA 624.1
110.040	008	Bromomethane (Methyl Bromide)	EPA 624.1
110.040	009	t-Butyl alcohol (2-Methyl-2-propanol)	EPA 624.1
110.040	010	Carbon Tetrachloride	EPA 624.1
110.040	011	Chlorobenzene	EPA 624.1
110.040	012	Chloroethane	EPA 624.1
110.040	013	2-Chloroethyl vinyl Ether	EPA 624.1
110.040	014	Chloroform	EPA 624.1
110.040	015	Chloromethane (Methyl Chloride)	EPA 624.1
110.040	016	Dibromochloromethane (Chlorodibromomethane)	EPA 624.1
110.040	017	1,2-Dichlorobenzene	EPA 624.1
110.040	018	1,3-Dichlorobenzene	EPA 624.1
110.040	019	1,4-Dichlorobenzene	EPA 624.1
110.040	020	1,1-Dichloroethane	EPA 624.1
110.040	021	1,2-Dichloroethane (Ethylene Dichloride)	EPA 624.1
110.040	022	1,1-Dichloroethylene (1,1-Dichloroethene)	EPA 624.1
110.040	023	trans-1,2-Dichloroethylene (trans- 1,2 Dichloroethene)	EPA 624.1
110.040	024	1,2-Dichloropropane	EPA 624.1
110.040	025	cis-1,3-Dichloropropylene (cis 1,3 Dichloropropene)	EPA 624.1
110.040	026	trans-1,3-Dichloropropylene (trans-1,3 Dichloropropene)	EPA 624.1
110.040	029	Ethylbenzene	EPA 624.1
110.040	031	Methylene Chloride (Dichloromethane)	EPA 624.1
110.040	032	4-Methyl-2-pentanone (Methyl Isobutyl Ketone)	EPA 624.1
110.040	034	1,1,2,2-Tetrachloroethane	EPA 624.1
110.040	035	Tetrachloroethylene (Tetrachloroethene)	EPA 624.1

110.040	037	Toluene	EPA 624.1
110.040	038	1,1,1-Trichloroethane	EPA 624.1
110.040	039	1,1,2-Trichloroethane	EPA 624.1
110.040	040	Trichloroethylene (Trichloroethene)	EPA 624.1
110.040	041	Vinyl Chloride	EPA 624.1
110.040	043	o-Xylene	EPA 624.1
110.040	045	Trichlorofluoromethane	EPA 624.1
110.040	046	m+p-Xylene	EPA 624.1
110.040	047	2-Butanone (MEK)	EPA 624.1

Field of Accreditation: 111 - Semi-volatile Organic Constituents in Non-Potable Water

111.055	001	Aldrin	EPA 608.3
111.055	002	alpha-BHC	EPA 608.3
111.055	003	beta-BHC	EPA 608.3
111.055	004	delta-BHC	EPA 608.3
111.055	005	gamma-BHC (Lindane)	EPA 608.3
111.055	006	Chlordane	EPA 608.3
111.055	007	4,4'-DDD	EPA 608.3
111.055	008	4,4'-DDE	EPA 608.3
111.055	009	4,4'-DDT	EPA 608.3
111.055	010	Dieldrin	EPA 608.3
111.055	011	Endosulfan I	EPA 608.3
111.055	012	Endosulfan II	EPA 608.3
111.055	013	Endosulfan Sulfate	EPA 608.3
111.055	014	Endrin	EPA 608.3
111.055	015	Endrin Aldehyde	EPA 608.3
111.055	016	Heptachlor	EPA 608.3
111.055	017	Heptachlor Epoxide	EPA 608.3
111.055	019	PCB-1016 (Aroclor-1016)	EPA 608.3
111.055	020	PCB-1221 (Aroclor-1221)	EPA 608.3
111.055	021	PCB-1232 (Aroclor-1232)	EPA 608.3
111.055	022	PCB-1242 (Aroclor-1242)	EPA 608.3
111.055	023	PCB-1248 (Aroclor-1248)	EPA 608.3
111.055	024	PCB-1254 (Aroclor-1254)	EPA 608.3
111.055	025	PCB-1260 (Aroclor-1260)	EPA 608.3
111.055	046	Methoxychlor	EPA 608.3
111.055	060	Toxaphene	EPA 608.3
111.070	001	Acenaphthene	EPA 610
111.070	002	Acenaphthylene	EPA 610
111.070	003	Anthracene	EPA 610
111.070	004	Benzo(a)anthracene	EPA 610
111.070	005	Benzo(a)pyrene	EPA 610
111.070	006	Benzo(b)fluoranthene	EPA 610

111.070	007	Benzo(g,h,i)perylene	EPA 610
111.070	008	Benzo(k)fluoranthene	EPA 610
111.070	009	Chrysene	EPA 610
111.070	010	Dibenz(a,h)anthracene	EPA 610
111.070	011	Fluoranthene	EPA 610
111.070	012	Fluorene	EPA 610
111.070	013	Indeno(1,2,3-c,d)pyrene	EPA 610
111.070	014	Naphthalene	EPA 610
111.070	015	Phenanthrene	EPA 610
111.070	016	Pyrene	EPA 610
111.160	001	Acenaphthene	EPA 625.1
111.160	002	Acenaphthylene	EPA 625.1
111.160	003	Anthracene	EPA 625.1
111.160	004	Benzidine	EPA 625.1
111.160	005	Benzo(a)anthracene	EPA 625.1
111.160	006	Benzo(a)pyrene	EPA 625.1
111.160	007	Benzo(b)fluoranthene	EPA 625.1
111.160	008	Benzo(g,h,i)perylene	EPA 625.1
111.160	009	Benzo(k)fluoranthene	EPA 625.1
111.160	010	Bis(2-chloroethoxy) Methane	EPA 625.1
111.160	011	Bis(2-chloroethyl) Ether	EPA 625.1
111.160	012	bis(2-Chloroisopropyl) ether (2,2'-Oxybis[1-chloropropane])	EPA 625.1
111.160	013	Bis(2-ethylhexyl)phthalate (Di(2-ethylhexyl) phthalate)	EPA 625.1
111.160	014	4-Bromophenyl Phenyl Ether	EPA 625.1
111.160	015	Butyl Benzyl Phthalate	EPA 625.1
111.160	016	2-Chloronaphthalene	EPA 625.1
111.160	017	4-Chlorophenyl Phenyl Ether	EPA 625.1
111.160	018	Chrysene	EPA 625.1
111.160	019	Dibenz(a,h)anthracene	EPA 625.1
111.160	020	3,3'-Dichlorobenzidine	EPA 625.1
111.160	021	Diethyl Phthalate	EPA 625.1
111.160	022	Dimethyl Phthalate	EPA 625.1
111.160	023	Di-n-butyl Phthalate	EPA 625.1
111.160	024	2,4-Dinitrotoluene	EPA 625.1
111.160	025	2,6-Dinitrotoluene	EPA 625.1
111.160	026	Di-n-octyl Phthalate	EPA 625.1
111.160	027	Fluoranthene	EPA 625.1
111.160	028	Fluorene	EPA 625.1
111.160	029	Hexachlorobenzene	EPA 625.1
111.160	030	Hexachlorobutadiene	EPA 625.1
111.160	031	Hexachloroethane	EPA 625.1
111.160	032	Indeno(1,2,3-c,d)pyrene	EPA 625.1

111.160	033	Isophorone	EPA 625.1
111.160	034	Naphthalene	EPA 625.1
111.160	035	Nitrobenzene	EPA 625.1
111.160	036	N-nitroso-di-n-propylamine	EPA 625.1
111.160	037	Phenanthrene	EPA 625.1
111.160	038	Pyrene	EPA 625.1
111.160	039	1,2,4-Trichlorobenzene	EPA 625.1
111.160	040	4-Chloro-3-methylphenol	EPA 625.1
111.160	041	2-Chlorophenol	EPA 625.1
111.160	042	2,4-Dichlorophenol	EPA 625.1
111.160	043	2,4-Dimethylphenol	EPA 625.1
111.160	044	2,4-Dinitrophenol	EPA 625.1
111.160	045	2-Methyl-4,6-dinitrophenol	EPA 625.1
111.160	046	2-Nitrophenol	EPA 625.1
111.160	047	4-Nitrophenol	EPA 625.1
111.160	048	Pentachlorophenol	EPA 625.1
111.160	049	Phenol	EPA 625.1
111.160	050	2,4,6-Trichlorophenol	EPA 625.1
111.160	098	Hexachlorocyclopentadiene	EPA 625.1
111.160	108	N-nitrosodimethylamine	EPA 625.1
111.160	110	N-nitrosodiphenylamine	EPA 625.1
111.160	140	Carbazole	EPA 625.1
111.160	141	o-Cresol	EPA 625.1
111.160	143	1,2-Diphenylhydrazine	EPA 625.1
111.160	145	Pyridine	EPA 625.1
111.260	041	N-nitrosodimethylamine	EPA 1625 B

Field of Accreditation:114 - Inorganic Constituents in Hazardous Waste

114.010	001	Antimony	EPA 6010 B
114.010	002	Arsenic	EPA 6010 B
114.010	003	Barium	EPA 6010 B
114.010	004	Beryllium	EPA 6010 B
114.010	005	Cadmium	EPA 6010 B
114.010	006	Chromium	EPA 6010 B
114.010	007	Cobalt	EPA 6010 B
114.010	008	Copper	EPA 6010 B
114.010	009	Lead	EPA 6010 B
114.010	010	Molybdenum	EPA 6010 B
114.010	011	Nickel	EPA 6010 B
114.010	012	Selenium	EPA 6010 B
114.010	013	Silver	EPA 6010 B
114.010	014	Thallium	EPA 6010 B
114.010	015	Vanadium	EPA 6010 B

114.010	016	Zinc	EPA 6010 B	
114.020	001	Antimony	EPA 6020	
114.020	002	Arsenic	EPA 6020	
114.020	003	Barium	EPA 6020	
114.020	004	Beryllium	EPA 6020	
114.020	005	Cadmium	EPA 6020	
114.020	006	Chromium	EPA 6020	
114.020	007	Cobalt	EPA 6020	
114.020	008	Copper	EPA 6020	
114.020	009	Lead	EPA 6020	
114.020	010	Molybdenum	EPA 6020	
114.020	011	Nickel	EPA 6020	
114.020	012	Selenium	EPA 6020	
114.020	013	Silver	EPA 6020	
114.020	014	Thallium	EPA 6020	
114.020	015	Vanadium	EPA 6020	
114.020	016	Zinc	EPA 6020	
114.103	001	Chromium VI (Hexavalent Chromium)	EPA 7196 A	
114.106	001	Chromium VI (Hexavalent Chromium)	EPA 7199	
114.140	001	Mercury	EPA 7470 A	Aqueous Only
114.141	001	Mercury	EPA 7471 A	
114.222	001	Cyanide, Total	EPA 9014	
114.241	001	Corrosivity - pH Determination	EPA 9045 C	
114.250	001	Fluoride	EPA 9056	
114.280	001	Organic Lead	HML 939-M	

Field of Accreditation:115 - Leaching/Extraction Tests and Physical Characteristics of Hazardous Waste

115.020	001	Toxicity Characteristic Leaching Procedure (TCLP)	EPA 1311	
115.021	001	TCLP Inorganics	EPA 1311	
115.022	001	TCLP Extractables	EPA 1311	
115.023	001	TCLP Volatiles	EPA 1311	
115.030	001	Waste Extraction Test (WET)	CCR Chapter11, Article 5, Appe	
115.040	001	Synthetic Precipitation Leaching Procedure (SPLP)	EPA 1312	

Field of Accreditation:116 - Volatile Organic Compounds in Hazardous Waste

116.020	030	Nonhalogenated Volatiles	EPA 8015 B	
116.030	001	Gasoline Range Organics (GRO)	EPA 8015 B	
116.040	041	Methyl tert-butyl Ether (MTBE)	EPA 8021 B	
116.040	061	Aromatic Volatiles	EPA 8021 B	
116.040	062	BTEX	EPA 8021 B	
116.080	000	Volatile Organic Compounds	EPA 8260 B	
116.080	120	Oxygenates	EPA 8260 B	
116.100	001	Total Petroleum Hydrocarbons - Gasoline (GRO)	LUFT GC/MS	
116.100	010	BTEX and MTBE	LUFT GC/MS	

116.110	001	Total Petroleum Hydrocarbons - Gasoline (GRO)	LUFT

Field of Accreditation:117 - Semi-volatile Organic Chemistry of Hazardous Waste

117.010	001	Diesel Range Organics (DRO)	EPA 8015 B
117.016	001	Diesel Range Organics (DRO)	LUFT
117.110	000	Extractable Organics	EPA 8270 C
117.140	000	Polynuclear Aromatic Hydrocarbons	EPA 8310
117.170	000	Nitroaromatics and Nitramines	EPA 8330
117.171	000	Nitroaromatics and Nitramines	EPA 8330 A
117.210	000	Organochlorine Pesticides	EPA 8081 A
117.220	000	PCBs	EPA 8082
117.240	000	Organophosphorus Pesticides	EPA 8141 A
117.250	000	Chlorinated Herbicides	EPA 8151 A

Field of Accreditation:120 - Physical Properties of Hazardous Waste

120.010	001	Ignitability	EPA 1010
120.040	001	Reactive Cyanide	Section 7.3 SW-846
120.050	001	Reactive Sulfide	Section 7.3 SW-846
120.080	001	Corrosivity - pH Determination	EPA 9045 C

CALIFORNIA
Water Boards
STATE WATER RESOURCES CONTROL BOARD
REGIONAL WATER QUALITY CONTROL BOARDS

CALIFORNIA STATE

ENVIRONMENTAL LABORATORY ACCREDITATION PROGRAM

CERTIFICATE OF ENVIRONMENTAL LABORATORY ACCREDITATION

Is hereby granted to

Fruit Growers Laboratory, Inc.

Santa Paula

853 Corporation Street

Santa Paula, CA 93060

Scope of the certificate is limited to the
"Fields of Accreditation"
which accompany this Certificate.

Continued accredited status depends on compliance with applicable laws and regulations, proficiency testing studies, and payment of applicable fees.

This Certificate is granted in accordance with provisions of
Section 100825, et seq. of the Health and Safety Code.

Certificate No.: **1573**

Effective Date: **8/1/2021**

Expiration Date: **7/31/2023**

Sacramento, California
subject to forfeiture or revocation

Christine Sotelo, Chief
Environmental Laboratory Accreditation Program

CALIFORNIA STATE
ENVIRONMENTAL LABORATORY ACCREDITATION PROGRAM
Fields of Accreditation

Fruit Growers Laboratory, Inc.
Santa Paula
853 Corporation Street
Santa Paula, CA 93060
Phone: 8053922000

Certificate Number: **1573**
Expiration Date: **7/31/2023**

Field of Accreditation: 101 - Microbiology of Drinking Water

101.010	001	Heterotrophic Bacteria	SM 9215 B
101.020	001	Total Coliform P/A	SM 9221 B
101.020	002	Fecal Coliform P/A	SM 9221 B,E
101.020	004	Total Coliform (Enumeration)	SM 9221 B,C
101.020	005	Fecal Coliform (Enumeration)	SM 9221 B,E
101.050	001	Total Coliform P/A	SM 9223 B Colilert
101.050	002	E. coli P/A	SM 9223 B Colilert
101.050	003	Total Coliform (Enumeration)	SM 9223 B Colilert
101.050	004	E. coli (Enumeration)	SM 9223 B Colilert
101.050	005	Total Coliform P/A	SM 9223 B Colilert 18
101.050	006	E. coli P/A	SM 9223 B Colilert 18
101.050	007	Total Coliform (Enumeration)	SM 9223 B Colilert 18
101.050	008	E. coli (Enumeration)	SM 9223 B Colilert 18
101.050	009	Total Coliform P/A	SM 9223 B Colisure
101.050	010	E. coli P/A	SM 9223 B Colisure
101.050	011	Total Coliform (Enumeration)	SM 9223 B Colisure
101.050	012	E. coli (Enumeration)	SM 9223 B Colisure
101.170	001	Enterococci	Enterolert

Field of Accreditation: 102 - Inorganic Chemistry of Drinking Water

102.026	001	Calcium	EPA 200.7
102.026	002	Magnesium	EPA 200.7
102.026	003	Potassium	EPA 200.7
102.026	004	Silica	EPA 200.7
102.026	005	Sodium	EPA 200.7
102.026	006	Hardness (Calculation)	EPA 200.7
102.030	001	Bromide	EPA 300.0
102.030	003	Chloride	EPA 300.0
102.030	005	Fluoride	EPA 300.0
102.030	006	Nitrate (as N)	EPA 300.0
102.030	007	Nitrite (as N)	EPA 300.0
102.030	008	Phosphate,Ortho (as P)	EPA 300.0
102.030	009	Sulfate (as SO4)	EPA 300.0
102.045	001	Perchlorate	EPA 314.0

102.095	001	Turbidity	SM 2130 B-2001
102.100	001	Alkalinity	SM 2320 B-1997
102.130	001	Specific Conductance	SM 2510 B-1997
102.140	001	Residue, Filterable TDS	SM 2540 C-1997
102.175	002	Chlorine, Total Residual	SM 4500-Cl G-2000
102.190	001	Cyanide, Total	SM 4500-CN E-1999
102.203	001	Hydrogen Ion (pH)	SM 4500-H+ B-2000
102.220	001	Nitrite (as N)	SM 4500-NO2 B-2000
102.234	001	Nitrite (as N)	SM 4500-NO3 F-2000
102.234	002	Nitrate (as N)	SM 4500-NO3 F-2000
102.240	001	Phosphate,Ortho (as P)	SM 4500-P E-1999
102.262	001	Organic Carbon-Total (TOC)	SM 5310 C-2000
102.263	001	Dissolved Organic Carbon (DOC)	SM 5310 C-2000
102.270	001	Surfactants	SM 5540 C-2000

Field of Accreditation:103 - Toxic Chemical Elements of Drinking Water

103.130	001	Aluminum	EPA 200.7
103.130	003	Barium	EPA 200.7
103.130	004	Beryllium	EPA 200.7
103.130	007	Chromium	EPA 200.7
103.130	008	Copper	EPA 200.7
103.130	009	Iron	EPA 200.7
103.130	011	Manganese	EPA 200.7
103.130	012	Nickel	EPA 200.7
103.130	015	Silver	EPA 200.7
103.130	017	Zinc	EPA 200.7
103.130	018	Boron	EPA 200.7
103.140	001	Aluminum	EPA 200.8
103.140	002	Antimony	EPA 200.8
103.140	003	Arsenic	EPA 200.8
103.140	004	Barium	EPA 200.8
103.140	005	Beryllium	EPA 200.8
103.140	006	Cadmium	EPA 200.8
103.140	007	Chromium	EPA 200.8
103.140	008	Copper	EPA 200.8
103.140	009	Lead	EPA 200.8
103.140	010	Manganese	EPA 200.8
103.140	012	Nickel	EPA 200.8
103.140	013	Selenium	EPA 200.8
103.140	014	Silver	EPA 200.8
103.140	015	Thallium	EPA 200.8
103.140	016	Zinc	EPA 200.8
103.140	017	Boron	EPA 200.8

103.140	018	Vanadium	EPA 200.8
103.160	001	Mercury	EPA 245.1
103.310	001	Chromium VI (Hexavalent Chromium)	EPA 218.6

Field of Accreditation: 104 - Volatile Organic Chemistry of Drinking Water

104.035	001	1,2,3-Trichloropropane (TCP)	SRL 524M-TCP
104.040	001	Benzene	EPA 524.2
104.040	007	n-Butylbenzene	EPA 524.2
104.040	008	sec-Butylbenzene	EPA 524.2
104.040	009	tert-Butylbenzene	EPA 524.2
104.040	010	Carbon Tetrachloride	EPA 524.2
104.040	011	Chlorobenzene	EPA 524.2
104.040	015	2-Chlorotoluene	EPA 524.2
104.040	016	4-Chlorotoluene	EPA 524.2
104.040	019	1,3-Dichlorobenzene	EPA 524.2
104.040	020	1,2-Dichlorobenzene	EPA 524.2
104.040	021	1,4-Dichlorobenzene	EPA 524.2
104.040	022	Dichlorodifluoromethane	EPA 524.2
104.040	023	1,1-Dichloroethane	EPA 524.2
104.040	024	1,2-Dichloroethane (Ethylene Dichloride)	EPA 524.2
104.040	025	1,1-Dichloroethylene (1,1-Dichloroethene)	EPA 524.2
104.040	026	cis-1,2-Dichloroethylene (cis 1,2 Dichloroethene)	EPA 524.2
104.040	027	trans-1,2-Dichloroethylene (trans- 1,2 Dichloroethene)	EPA 524.2
104.040	028	Dichloromethane (Methylene Chloride)	EPA 524.2
104.040	029	1,2-Dichloropropane	EPA 524.2
104.040	033	cis-1,3-Dichloropropylene (cis 1,3 Dichloropropene)	EPA 524.2
104.040	034	trans-1,3-Dichloropropylene (trans-1,3 Dichloropropen	EPA 524.2
104.040	035	Ethylbenzene	EPA 524.2
104.040	037	Isopropylbenzene	EPA 524.2
104.040	039	Naphthalene	EPA 524.2
104.040	041	N-propylbenzene	EPA 524.2
104.040	042	Styrene	EPA 524.2
104.040	043	1,1,1,2-Tetrachloroethane	EPA 524.2
104.040	044	1,1,2,2-Tetrachloroethane	EPA 524.2
104.040	045	Tetrachloroethylene (Tetrachloroethene)	EPA 524.2
104.040	046	Toluene	EPA 524.2
104.040	047	1,2,3-Trichlorobenzene	EPA 524.2
104.040	048	1,2,4-Trichlorobenzene	EPA 524.2
104.040	049	1,1,1-Trichloroethane	EPA 524.2
104.040	050	1,1,2-Trichloroethane	EPA 524.2
104.040	051	Trichloroethylene (Trichloroethene)	EPA 524.2
104.040	052	Trichlorofluoromethane	EPA 524.2
104.040	054	1,2,4-Trimethylbenzene	EPA 524.2

104.040	055	1,3,5-Trimethylbenzene	EPA 524.2
104.040	056	Vinyl Chloride	EPA 524.2
104.040	059	o-Xylene	EPA 524.2
104.040	063	m+p-Xylene	EPA 524.2
104.045	001	Bromodichloromethane	EPA 524.2
104.045	002	Bromoform	EPA 524.2
104.045	003	Chloroform	EPA 524.2
104.045	004	Dibromochloromethane (Chlorodibromomethane)	EPA 524.2
104.050	002	Methyl tert-butyl Ether (MTBE)	EPA 524.2
104.050	003	tert-Amyl Methyl Ether (TAME)	EPA 524.2
104.050	004	Ethyl tert-butyl Ether (ETBE)	EPA 524.2
104.050	005	Trichlorotrifluoroethane (Freon 113)	EPA 524.2
104.050	006	t-Butyl alcohol (2-Methyl-2-propanol)	EPA 524.2

Field of Accreditation:105 - Semi-volatile Organic Chemistry of Drinking Water

105.010	002	Alachlor	EPA 505
105.010	004	Chlordane	EPA 505
105.010	006	Endrin	EPA 505
105.010	007	Heptachlor	EPA 505
105.010	008	Heptachlor Epoxide	EPA 505
105.010	009	Hexachlorobenzene	EPA 505
105.010	010	Hexachlorocyclopentadiene	EPA 505
105.010	011	Lindane (HCH-gamma)	EPA 505
105.010	012	Methoxychlor	EPA 505
105.010	014	Toxaphene	EPA 505
105.010	015	PCBs as Aroclors (screen)	EPA 505
105.030	001	Alachlor	EPA 507
105.030	002	Atrazine	EPA 507
105.030	003	Butachlor	EPA 507
105.030	005	Metolachlor	EPA 507
105.030	006	Metribuzin	EPA 507
105.030	007	Molinate	EPA 507
105.030	008	Prometryn	EPA 507
105.030	009	Simazine	EPA 507
105.082	001	2,4-D	EPA 515.3
105.082	002	Dinoseb	EPA 515.3
105.082	003	Pentachlorophenol	EPA 515.3
105.082	004	Picloram	EPA 515.3
105.082	005	2,4,5-TP (Silvex)	EPA 515.3
105.082	006	Bentazon	EPA 515.3
105.082	007	Dalapon	EPA 515.3
105.082	008	Dicamba	EPA 515.3
105.100	001	Aldicarb (Temik)	EPA 531.1

105.100	002	Aldicarb Sulfone	EPA 531.1
105.100	003	Aldicarb Sulfoxide	EPA 531.1
105.100	004	Carbaryl (Sevin)	EPA 531.1
105.100	005	Carbofuran (Furadan)	EPA 531.1
105.100	006	3-Hydroxycarbofuran	EPA 531.1
105.100	007	Methomyl (Lannate)	EPA 531.1
105.100	008	Oxamyl	EPA 531.1
105.120	001	Glyphosate	EPA 547
105.140	001	Endothall	EPA 548.1
105.150	001	Diquat	EPA 549.2
105.175	001	Bromodichloromethane	EPA 551.1
105.175	002	Bromoform	EPA 551.1
105.175	003	Chloroform	EPA 551.1
105.175	004	Dibromochloromethane (Chlorodibromomethane)	EPA 551.1
105.200	001	Bromoacetic Acid	EPA 552.2
105.200	003	Chloroacetic Acid	EPA 552.2
105.200	005	Dibromoacetic Acid	EPA 552.2
105.200	006	Dichloroacetic Acid	EPA 552.2
105.200	007	Trichloroacetic Acid	EPA 552.2

Field of Accreditation:106 - Radionuclides in Drinking Water

106.010	001	Gross Alpha	EPA 900.0
106.010	002	Gross Beta	EPA 900.0
106.050	001	Total Alpha Radium	EPA 903.0
106.050	002	Radium-226	EPA 903.0
106.080	001	Tritium	EPA 906.0
106.092	001	Uranium	EPA 200.8
106.170	001	Radium-228	EPA Ra-05
106.270	001	Gross Alpha	SM 7110 C
106.610	001	Radon-222	SM 7500-Rn

Field of Accreditation:107 - Microbiological Methods for Non-Potable Water and Sewage Sludge

107.001	001	Total Coliform (Enumeration)	SM 9221 B,C-2006
107.001	002	Fecal Coliform (Enumeration)	SM 9221 C,E-2006
107.013	001	E. coli (Enumeration)	SM 9223 B-2004 Colilert
107.015	001	E. coli (Enumeration)	SM 9223 B-2004 Colilert 18
107.017	001	Enterococci	Enterolert

Field of Accreditation:108 - Inorganic Constituents in Non-Potable Water

108.007	001	Residue, Volatile	EPA 160.4 (1971)
108.013	001	Calcium	EPA 200.7 (1994 Rev. 4.4)
108.013	002	Magnesium	EPA 200.7 (1994 Rev. 4.4)
108.013	003	Phosphorus,Total	EPA 200.7 (1994 Rev. 4.4)
108.013	004	Potassium	EPA 200.7 (1994 Rev. 4.4)
108.013	005	Silica, Dissolved	EPA 200.7 (1994 Rev. 4.4)

108.013	006	Sodium	EPA 200.7 (1994 Rev. 4.4)
108.017	001	Bromide	EPA 300.0 (1993 Rev. 2.1)
108.017	002	Chloride	EPA 300.0 (1993 Rev. 2.1)
108.017	003	Fluoride	EPA 300.0 (1993 Rev. 2.1)
108.017	004	Nitrate (as N)	EPA 300.0 (1993 Rev. 2.1)
108.017	005	Nitrate-Nitrite (as N)	EPA 300.0 (1993 Rev. 2.1)
108.017	006	Nitrite (as N)	EPA 300.0 (1993 Rev. 2.1)
108.017	007	Phosphate,Ortho (as P)	EPA 300.0 (1993 Rev. 2.1)
108.017	008	Sulfate (as SO4)	EPA 300.0 (1993 Rev. 2.1)
108.029	001	Kjeldahl Nitrogen,Total (as N)	EPA 351.2 (1993 Rev. 2.0)
108.047	001	Phenols, Total	EPA 420.1 (1978 Rev. 1.0)
108.053	001	Oil & Grease Total	EPA 1664 A
108.059	001	Turbidity	SM 2130 B-2011
108.063	001	Alkalinity	SM 2320 B-2011
108.069	001	Specific Conductance	SM 2510 B-2011
108.071	001	Residue, Total	SM 2540 B-2011
108.073	001	Residue, Filterable TDS	SM 2540 C-2011
108.075	001	Residue, Non-filterable TSS	SM 2540 D-2011
108.079	001	Residue, Settleable	SM 2540 F-2011
108.114	001	Chlorine, Total Residual	SM 4500-Cl G-2011
108.125	001	Cyanide, Total	SM 4500-CN E-2011
108.147	001	Ammonia (as N)	SM 4500-NH3 G-2011
108.153	001	Nitrite (as N)	SM 4500-NO2 B-2011
108.159	001	Nitrate-Nitrite (as N)	SM 4500-NO3 F-2011
108.159	002	Nitrite (as N)	SM 4500-NO3 F-2011
108.175	001	Phosphate,Ortho (as P)	SM 4500-P E-2011
108.175	002	Phosphorus,Total	SM 4500-P E-2011
108.201	001	Sulfide (as S)	SM 4500-S D-2011
108.207	001	Biochemical Oxygen Demand	SM 5210 B-2011
108.207	002	Carbonaceous BOD	SM 5210 B-2011
108.213	001	Chemical Oxygen Demand	SM 5220 D-2011
108.217	001	Organic Carbon-Total (TOC)	SM 5310 C-2011
108.225	001	Surfactants	SM 5540 C-2011

Field of Accreditation:109 - Metals and Trace Elements in Non-Potable Water

109.623	001	Aluminum	EPA 200.7 (1994 Rev. 4.4)
109.623	002	Antimony	EPA 200.7 (1994 Rev. 4.4)
109.623	003	Arsenic	EPA 200.7 (1994 Rev. 4.4)
109.623	004	Barium	EPA 200.7 (1994 Rev. 4.4)
109.623	005	Beryllium	EPA 200.7 (1994 Rev. 4.4)
109.623	006	Boron	EPA 200.7 (1994 Rev. 4.4)
109.623	007	Cadmium	EPA 200.7 (1994 Rev. 4.4)
109.623	008	Chromium	EPA 200.7 (1994 Rev. 4.4)

109.623	009	Cobalt	EPA 200.7 (1994 Rev. 4.4)
109.623	010	Copper	EPA 200.7 (1994 Rev. 4.4)
109.623	011	Iron	EPA 200.7 (1994 Rev. 4.4)
109.623	012	Lead	EPA 200.7 (1994 Rev. 4.4)
109.623	013	Manganese	EPA 200.7 (1994 Rev. 4.4)
109.623	014	Molybdenum	EPA 200.7 (1994 Rev. 4.4)
109.623	015	Nickel	EPA 200.7 (1994 Rev. 4.4)
109.623	016	Selenium	EPA 200.7 (1994 Rev. 4.4)
109.623	017	Silver	EPA 200.7 (1994 Rev. 4.4)
109.623	018	Thallium	EPA 200.7 (1994 Rev. 4.4)
109.623	019	Tin	EPA 200.7 (1994 Rev. 4.4)
109.623	020	Titanium	EPA 200.7 (1994 Rev. 4.4)
109.623	021	Vanadium	EPA 200.7 (1994 Rev. 4.4)
109.623	022	Zinc	EPA 200.7 (1994 Rev. 4.4)
109.625	001	Aluminum	EPA 200.8 (1994 Rev. 5.4)
109.625	002	Antimony	EPA 200.8 (1994 Rev. 5.4)
109.625	003	Arsenic	EPA 200.8 (1994 Rev. 5.4)
109.625	004	Barium	EPA 200.8 (1994 Rev. 5.4)
109.625	005	Beryllium	EPA 200.8 (1994 Rev. 5.4)
109.625	006	Boron	EPA 200.8 (1994 Rev. 5.4)
109.625	007	Cadmium	EPA 200.8 (1994 Rev. 5.4)
109.625	008	Chromium	EPA 200.8 (1994 Rev. 5.4)
109.625	009	Cobalt	EPA 200.8 (1994 Rev. 5.4)
109.625	010	Copper	EPA 200.8 (1994 Rev. 5.4)
109.625	012	Iron	EPA 200.8 (1994 Rev. 5.4)
109.625	013	Lead	EPA 200.8 (1994 Rev. 5.4)
109.625	014	Manganese	EPA 200.8 (1994 Rev. 5.4)
109.625	015	Molybdenum	EPA 200.8 (1994 Rev. 5.4)
109.625	016	Nickel	EPA 200.8 (1994 Rev. 5.4)
109.625	017	Selenium	EPA 200.8 (1994 Rev. 5.4)
109.625	018	Silver	EPA 200.8 (1994 Rev. 5.4)
109.625	019	Thallium	EPA 200.8 (1994 Rev. 5.4)
109.625	022	Vanadium	EPA 200.8 (1994 Rev. 5.4)
109.625	023	Zinc	EPA 200.8 (1994 Rev. 5.4)
109.629	001	Chromium VI (Hexavalent Chromium)	EPA 218.6 (1994 Rev. 3.3)
109.635	001	Mercury	EPA 245.1 (1994 Rev. 3.0)

Field of Accreditation:110 - Volatile Organic Constituents in Non-Potable Water

110.040	001	Acetone	EPA 624.1
110.040	003	Acrolein	EPA 624.1
110.040	004	Acrylonitrile	EPA 624.1
110.040	005	Benzene	EPA 624.1
110.040	006	Bromodichloromethane	EPA 624.1

110.040	007	Bromoform	EPA 624.1
110.040	008	Bromomethane (Methyl Bromide)	EPA 624.1
110.040	010	Carbon Tetrachloride	EPA 624.1
110.040	011	Chlorobenzene	EPA 624.1
110.040	012	Chloroethane	EPA 624.1
110.040	013	2-Chloroethyl vinyl Ether	EPA 624.1
110.040	014	Chloroform	EPA 624.1
110.040	015	Chloromethane (Methyl Chloride)	EPA 624.1
110.040	016	Dibromochloromethane (Chlorodibromomethane)	EPA 624.1
110.040	017	1,2-Dichlorobenzene	EPA 624.1
110.040	018	1,3-Dichlorobenzene	EPA 624.1
110.040	019	1,4-Dichlorobenzene	EPA 624.1
110.040	020	1,1-Dichloroethane	EPA 624.1
110.040	021	1,2-Dichloroethane (Ethylene Dichloride)	EPA 624.1
110.040	022	1,1-Dichloroethylene (1,1-Dichloroethene)	EPA 624.1
110.040	023	trans-1,2-Dichloroethylene (trans- 1,2 Dichloroethene)	EPA 624.1
110.040	024	1,2-Dichloropropane	EPA 624.1
110.040	025	cis-1,3-Dichloropropylene (cis 1,3 Dichloropropene)	EPA 624.1
110.040	026	trans-1,3-Dichloropropylene (trans-1,3 Dichloropropen	EPA 624.1
110.040	029	Ethylbenzene	EPA 624.1
110.040	031	Methylene Chloride (Dichloromethane)	EPA 624.1
110.040	032	4-Methyl-2-pentanone (Methyl Isobutyl Ketone)	EPA 624.1
110.040	034	1,1,2,2-Tetrachloroethane	EPA 624.1
110.040	035	Tetrachloroethylene (Tetrachloroethene)	EPA 624.1
110.040	037	Toluene	EPA 624.1
110.040	038	1,1,1-Trichloroethane	EPA 624.1
110.040	039	1,1,2-Trichloroethane	EPA 624.1
110.040	040	Trichloroethylene (Trichloroethene)	EPA 624.1
110.040	041	Vinyl Chloride	EPA 624.1
110.040	043	o-Xylene	EPA 624.1
110.040	045	Trichlorofluoromethane	EPA 624.1
110.040	046	m+p-Xylene	EPA 624.1
110.040	047	2-Butanone (MEK)	EPA 624.1

Field of Accreditation: 111 - Semi-volatile Organic Constituents in Non-Potable Water

111.055	001	Aldrin	EPA 608.3
111.055	002	alpha-BHC	EPA 608.3
111.055	003	beta-BHC	EPA 608.3
111.055	004	delta-BHC	EPA 608.3
111.055	005	gamma-BHC (Lindane)	EPA 608.3
111.055	006	Chlordane	EPA 608.3
111.055	007	4,4'-DDD	EPA 608.3
111.055	008	4,4'-DDE	EPA 608.3

111.055	009	4,4'-DDT	EPA 608.3
111.055	010	Dieldrin	EPA 608.3
111.055	011	Endosulfan I	EPA 608.3
111.055	012	Endosulfan II	EPA 608.3
111.055	013	Endosulfan Sulfate	EPA 608.3
111.055	014	Endrin	EPA 608.3
111.055	015	Endrin Aldehyde	EPA 608.3
111.055	016	Heptachlor	EPA 608.3
111.055	017	Heptachlor Epoxide	EPA 608.3
111.055	019	PCB-1016 (Aroclor-1016)	EPA 608.3
111.055	020	PCB-1221 (Aroclor-1221)	EPA 608.3
111.055	021	PCB-1232 (Aroclor-1232)	EPA 608.3
111.055	022	PCB-1242 (Aroclor-1242)	EPA 608.3
111.055	023	PCB-1248 (Aroclor-1248)	EPA 608.3
111.055	024	PCB-1254 (Aroclor-1254)	EPA 608.3
111.055	025	PCB-1260 (Aroclor-1260)	EPA 608.3
111.055	046	Methoxychlor	EPA 608.3
111.055	060	Toxaphene	EPA 608.3
111.160	001	Acenaphthene	EPA 625.1
111.160	002	Acenaphthylene	EPA 625.1
111.160	003	Anthracene	EPA 625.1
111.160	004	Benzidine	EPA 625.1
111.160	005	Benzo(a)anthracene	EPA 625.1
111.160	006	Benzo(a)pyrene	EPA 625.1
111.160	007	Benzo(b)fluoranthene	EPA 625.1
111.160	008	Benzo(g,h,i)perylene	EPA 625.1
111.160	009	Benzo(k)fluoranthene	EPA 625.1
111.160	010	Bis(2-chloroethoxy) Methane	EPA 625.1
111.160	011	Bis(2-chloroethyl) Ether	EPA 625.1
111.160	012	bis(2-Chloroisopropyl) ether (2,2'-Oxybis[1-chloropro	EPA 625.1
111.160	013	Bis(2-ethylhexyl)phthalate (Di(2-ethylhexyl) phthalate	EPA 625.1
111.160	014	4-Bromophenyl Phenyl Ether	EPA 625.1
111.160	015	Butyl Benzyl Phthalate	EPA 625.1
111.160	016	2-Chloronaphthalene	EPA 625.1
111.160	017	4-Chlorophenyl Phenyl Ether	EPA 625.1
111.160	018	Chrysene	EPA 625.1
111.160	019	Dibenz(a,h)anthracene	EPA 625.1
111.160	020	3,3'-Dichlorobenzidine	EPA 625.1
111.160	021	Diethyl Phthalate	EPA 625.1
111.160	022	Dimethyl Phthalate	EPA 625.1
111.160	023	Di-n-butyl Phthalate	EPA 625.1
111.160	024	2,4-Dinitrotoluene	EPA 625.1

111.160	025	2,6-Dinitrotoluene	EPA 625.1
111.160	026	Di-n-octyl Phthalate	EPA 625.1
111.160	027	Fluoranthene	EPA 625.1
111.160	028	Fluorene	EPA 625.1
111.160	029	Hexachlorobenzene	EPA 625.1
111.160	030	Hexachlorobutadiene	EPA 625.1
111.160	031	Hexachloroethane	EPA 625.1
111.160	032	Indeno(1,2,3-c,d)pyrene	EPA 625.1
111.160	033	Isophorone	EPA 625.1
111.160	034	Naphthalene	EPA 625.1
111.160	035	Nitrobenzene	EPA 625.1
111.160	036	N-nitroso-di-n-propylamine	EPA 625.1
111.160	037	Phenanthrene	EPA 625.1
111.160	038	Pyrene	EPA 625.1
111.160	039	1,2,4-Trichlorobenzene	EPA 625.1
111.160	040	4-Chloro-3-methylphenol	EPA 625.1
111.160	041	2-Chlorophenol	EPA 625.1
111.160	042	2,4-Dichlorophenol	EPA 625.1
111.160	043	2,4-Dimethylphenol	EPA 625.1
111.160	044	2,4-Dinitrophenol	EPA 625.1
111.160	045	2-Methyl-4,6-dinitrophenol	EPA 625.1
111.160	046	2-Nitrophenol	EPA 625.1
111.160	047	4-Nitrophenol	EPA 625.1
111.160	048	Pentachlorophenol	EPA 625.1
111.160	049	Phenol	EPA 625.1
111.160	050	2,4,6-Trichlorophenol	EPA 625.1
111.160	052	Aldrin	EPA 625.1
111.160	055	Atrazine	EPA 625.1
111.160	058	alpha-BHC	EPA 625.1
111.160	059	beta-BHC	EPA 625.1
111.160	060	delta-BHC	EPA 625.1
111.160	061	gamma-BHC (Lindane)	EPA 625.1
111.160	073	Chlorpyrifos	EPA 625.1
111.160	076	4,4'-DDD	EPA 625.1
111.160	077	4,4'-DDE	EPA 625.1
111.160	078	4,4'-DDT	EPA 625.1
111.160	081	Diazinon	EPA 625.1
111.160	083	Dieldrin	EPA 625.1
111.160	085	Disulfoton	EPA 625.1
111.160	086	Endosulfan I	EPA 625.1
111.160	087	Endosulfan II	EPA 625.1
111.160	088	Endosulfan Sulfate	EPA 625.1

111.160	089	Endrin	EPA 625.1
111.160	090	Endrin Aldehyde	EPA 625.1
111.160	096	Heptachlor	EPA 625.1
111.160	097	Heptachlor Epoxide	EPA 625.1
111.160	098	Hexachlorocyclopentadiene	EPA 625.1
111.160	100	Malathion	EPA 625.1
111.160	102	Methoxychlor	EPA 625.1
111.160	108	N-nitrosodimethylamine	EPA 625.1
111.160	110	N-nitrosodiphenylamine	EPA 625.1
111.160	129	Simazine	EPA 625.1
111.160	138	Trifluralin	EPA 625.1
111.160	145	Pyridine	EPA 625.1
111.160	151	2,4,5-Trichlorophenol	EPA 625.1

Field of Accreditation: 112 - Radionuclides in Non-Potable Water

112.001	001	Gross Alpha	EPA 900.0
112.001	002	Gross Beta	EPA 900.0
112.003	001	Total Alpha Radium	EPA 903.0

Field of Accreditation: 114 - Inorganic Constituents in Hazardous Waste

114.315	002	Antimony	EPA 6010 B
114.315	003	Arsenic	EPA 6010 B
114.315	004	Barium	EPA 6010 B
114.315	005	Beryllium	EPA 6010 B
114.315	007	Cadmium	EPA 6010 B
114.315	009	Chromium	EPA 6010 B
114.315	010	Cobalt	EPA 6010 B
114.315	011	Copper	EPA 6010 B
114.315	013	Lead	EPA 6010 B
114.315	016	Molybdenum	EPA 6010 B
114.315	017	Nickel	EPA 6010 B
114.315	019	Selenium	EPA 6010 B
114.315	020	Silver	EPA 6010 B
114.315	023	Thallium	EPA 6010 B
114.315	026	Vanadium	EPA 6010 B
114.315	027	Zinc	EPA 6010 B
114.335	003	Arsenic	EPA 6020
114.335	005	Beryllium	EPA 6020
114.335	006	Cadmium	EPA 6020
114.335	007	Chromium	EPA 6020
114.335	008	Cobalt	EPA 6020
114.335	010	Lead	EPA 6020
114.335	012	Nickel	EPA 6020
114.335	014	Thallium	EPA 6020

Field of Accreditation: 115 - Leaching/Extraction Tests and Physical Characteristics of Hazardous Waste

115.055	001	Waste Extraction Test (WET)	CCR Chapter11, Article 5, Appendix II
115.135	001	Corrosivity - pH Determination	EPA 9045 C

Field of Accreditation: 116 - Volatile Organic Compounds in Hazardous Waste

116.265	001	Benzene	EPA 8260 B
116.265	002	Bromobenzene	EPA 8260 B
116.265	003	Bromochloromethane	EPA 8260 B
116.265	004	Bromodichloromethane	EPA 8260 B
116.265	005	Bromoform	EPA 8260 B
116.265	006	Bromomethane (Methyl Bromide)	EPA 8260 B
116.265	007	n-Butylbenzene	EPA 8260 B
116.265	008	sec-Butylbenzene	EPA 8260 B
116.265	009	tert-Butylbenzene	EPA 8260 B
116.265	010	Carbon Disulfide	EPA 8260 B
116.265	011	Carbon Tetrachloride	EPA 8260 B
116.265	012	Chlorobenzene	EPA 8260 B
116.265	013	Chlorodibromomethane (Dibromochloromethane)	EPA 8260 B
116.265	014	Chloroethane	EPA 8260 B
116.265	015	Chloroform	EPA 8260 B
116.265	016	Chloromethane (Methyl Chloride)	EPA 8260 B
116.265	017	Dibromomethane	EPA 8260 B
116.265	018	Dichlorodifluoromethane (Freon 12)	EPA 8260 B
116.265	019	cis-1,2-Dichloroethylene (cis 1,2 Dichloroethene)	EPA 8260 B
116.265	020	trans-1,2-Dichloroethylene (trans- 1,2 Dichloroethene)	EPA 8260 B
116.265	021	cis-1,3-Dichloropropylene (cis 1,3 Dichloropropene)	EPA 8260 B
116.265	022	trans-1,3-Dichloropropylene (trans-1,3 Dichloropropen	EPA 8260 B
116.265	023	Ethylbenzene	EPA 8260 B
116.265	024	Hexachlorobutadiene	EPA 8260 B
116.265	025	Methyl tert-butyl Ether (MTBE)	EPA 8260 B
116.265	026	Methylene Chloride (Dichloromethane)	EPA 8260 B
116.265	029	N-propylbenzene	EPA 8260 B
116.265	030	Styrene	EPA 8260 B
116.265	031	Tetrachloroethylene (Tetrachloroethene)	EPA 8260 B
116.265	032	Toluene	EPA 8260 B
116.265	033	Trichloroethylene (Trichloroethene)	EPA 8260 B
116.265	034	Trichlorofluoromethane	EPA 8260 B
116.265	035	Vinyl Chloride	EPA 8260 B
116.265	036	m+p-Xylene	EPA 8260 B
116.265	037	o-Xylene	EPA 8260 B
116.265	038	m-Xylene	EPA 8260 B
116.265	039	p-Xylene	EPA 8260 B
116.265	040	1,1-Dichloroethane	EPA 8260 B

116.265	041	1,1-Dichloroethylene (1,1-Dichloroethene)	EPA 8260 B
116.265	042	1,1,1-Trichloroethane	EPA 8260 B
116.265	043	1,1,1,2-Tetrachloroethane	EPA 8260 B
116.265	044	1,1,2,2-Tetrachloroethane	EPA 8260 B
116.265	045	1,1,2-Trichloroethane	EPA 8260 B
116.265	046	1,2-Dichlorobenzene	EPA 8260 B
116.265	047	1,2-Dichloroethane (Ethylene Dichloride)	EPA 8260 B
116.265	048	1,2-Dibromoethane (EDB)	EPA 8260 B
116.265	049	1,2-Dibromo-3-chloropropane (DBCP)	EPA 8260 B
116.265	050	1,2-Dichloropropane	EPA 8260 B
116.265	051	1,2,3-Trichloropropane (TCP)	EPA 8260 B
116.265	052	1,2,4-Trichlorobenzene	EPA 8260 B
116.265	053	1,3-Dichlorobenzene	EPA 8260 B
116.265	054	1,4-Dichlorobenzene	EPA 8260 B
116.265	055	2-Chloroethyl vinyl Ether	EPA 8260 B
116.265	056	4-Chlorotoluene	EPA 8260 B
116.265	057	4-Methyl-2-pentanone (Methyl Isobutyl Ketone)	EPA 8260 B

Field of Accreditation:117 - Semi-volatile Organic Chemistry of Hazardous Waste

117.235	002	Diesel Range Organics (DRO)	EPA 8015 B

Field of Accreditation:126 - Microbiological Methods for Ambient Water

126.003	001	Total Coliform (Enumeration)	SM 9221 B,C-2006
126.003	002	Fecal Coliform (Enumeration)	SM 9221 C,E-2006
126.015	001	E. coli (Enumeration)	SM 9223 B-2004 Colilert
126.017	001	E. coli (Enumeration)	SM 9223 B-2004 Colilert 18
126.019	001	Enterococci	Enterolert

Field of Accreditation:130 - Inorganic constituents in Hazardous waste (Matrix Aqueous)

130.010	002	Antimony	EPA 6010 B
130.010	003	Arsenic	EPA 6010 B
130.010	004	Barium	EPA 6010 B
130.010	005	Beryllium	EPA 6010 B
130.010	007	Cadmium	EPA 6010 B
130.010	009	Chromium	EPA 6010 B
130.010	010	Cobalt	EPA 6010 B
130.010	011	Copper	EPA 6010 B
130.010	013	Lead	EPA 6010 B
130.010	016	Molybdenum	EPA 6010 B
130.010	017	Nickel	EPA 6010 B
130.010	019	Selenium	EPA 6010 B
130.010	020	Silver	EPA 6010 B
130.010	023	Thallium	EPA 6010 B
130.010	026	Vanadium	EPA 6010 B
130.010	027	Zinc	EPA 6010 B

130.030	003	Arsenic	EPA 6020
130.030	005	Beryllium	EPA 6020
130.030	006	Cadmium	EPA 6020
130.030	007	Chromium	EPA 6020
130.030	008	Cobalt	EPA 6020
130.030	010	Lead	EPA 6020
130.030	012	Nickel	EPA 6020
130.030	014	Thallium	EPA 6020

Field of Accreditation:131 - Leaching/Extraction, Physical Chacterstics in Hazardous Waste (Matrix Aqueous)

131.010	001	Waste Extraction Test (WET)	CCR Chapter11, Article 5, Appendix II

Field of Accreditation:132 - Volatile Organic Compounds in Hazardous Waste (Matrix Aqueous)

132.060	001	Benzene	EPA 8260 B
132.060	002	Bromobenzene	EPA 8260 B
132.060	003	Bromochloromethane	EPA 8260 B
132.060	004	Bromodichloromethane	EPA 8260 B
132.060	005	Bromoform	EPA 8260 B
132.060	006	Bromomethane (Methyl Bromide)	EPA 8260 B
132.060	007	n-Butylbenzene	EPA 8260 B
132.060	008	sec-Butylbenzene	EPA 8260 B
132.060	009	tert-Butylbenzene	EPA 8260 B
132.060	010	Carbon Disulfide	EPA 8260 B
132.060	011	Carbon Tetrachloride	EPA 8260 B
132.060	012	Chlorobenzene	EPA 8260 B
132.060	013	Chlorodibromomethane (Dibromochloromethane)	EPA 8260 B
132.060	014	Chloroethane	EPA 8260 B
132.060	015	Chloroform	EPA 8260 B
132.060	016	Chloromethane (Methyl Chloride)	EPA 8260 B
132.060	017	Dibromomethane	EPA 8260 B
132.060	018	Dichlorodifluoromethane (Freon 12)	EPA 8260 B
132.060	019	cis-1,2-Dichloroethylene (cis 1,2 Dichloroethene)	EPA 8260 B
132.060	020	trans-1,2-Dichloroethylene (trans- 1,2 Dichloroethene)	EPA 8260 B
132.060	021	cis-1,3-Dichloropropylene (cis 1,3 Dichloropropene)	EPA 8260 B
132.060	022	trans-1,3-Dichloropropylene (trans-1,3 Dichloropropen	EPA 8260 B
132.060	023	Ethylbenzene	EPA 8260 B
132.060	024	Hexachlorobutadiene	EPA 8260 B
132.060	025	Methyl tert-butyl Ether (MTBE)	EPA 8260 B
132.060	026	Methylene Chloride (Dichloromethane)	EPA 8260 B
132.060	027	Naphthalene	EPA 8260 B
132.060	029	N-propylbenzene	EPA 8260 B
132.060	030	Styrene	EPA 8260 B
132.060	031	Tetrachloroethylene (Tetrachloroethene)	EPA 8260 B
132.060	032	Toluene	EPA 8260 B

132.060	033	Trichloroethylene (Trichloroethene)	EPA 8260 B
132.060	034	Trichlorofluoromethane	EPA 8260 B
132.060	035	Vinyl Chloride	EPA 8260 B
132.060	036	m+p-Xylene	EPA 8260 B
132.060	037	o-Xylene	EPA 8260 B
132.060	038	m-Xylene	EPA 8260 B
132.060	039	p-Xylene	EPA 8260 B
132.060	040	1,1-Dichloroethane	EPA 8260 B
132.060	041	1,1-Dichloroethylene (1,1-Dichloroethene)	EPA 8260 B
132.060	042	1,1,1-Trichloroethane	EPA 8260 B
132.060	043	1,1,1,2-Tetrachloroethane	EPA 8260 B
132.060	044	1,1,2,2-Tetrachloroethane	EPA 8260 B
132.060	045	1,1,2-Trichloroethane	EPA 8260 B
132.060	046	1,2-Dichlorobenzene	EPA 8260 B
132.060	047	1,2-Dichloroethane (Ethylene Dichloride)	EPA 8260 B
132.060	048	1,2-Dibromoethane (EDB)	EPA 8260 B
132.060	049	1,2-Dibromo-3-chloropropane (DBCP)	EPA 8260 B
132.060	050	1,2-Dichloropropane	EPA 8260 B
132.060	051	1,2,3-Trichloropropane (TCP)	EPA 8260 B
132.060	052	1,2,4-Trichlorobenzene	EPA 8260 B
132.060	053	1,3-Dichlorobenzene	EPA 8260 B
132.060	054	1,4-Dichlorobenzene	EPA 8260 B
132.060	055	2-Chloroethyl vinyl Ether	EPA 8260 B
132.060	056	4-Chlorotoluene	EPA 8260 B
132.060	057	4-Methyl-2-pentanone (Methyl Isobutyl Ketone)	EPA 8260 B

Field of Accreditation:133 - Semi-Volatile Organic Chemistry in Hazardous Waste (Matrix Aqueous)

133.010	002	Diesel Range Organics (DRO)	EPA 8015 B
133.090	001	Aldrin	EPA 8081 A
133.090	002	alpha-BHC	EPA 8081 A
133.090	003	beta-BHC	EPA 8081 A
133.090	004	delta-BHC	EPA 8081 A
133.090	005	gamma-BHC (Lindane)	EPA 8081 A
133.090	007	trans-Chlordane	EPA 8081 A
133.090	008	4,4'-DDD	EPA 8081 A
133.090	009	4,4'-DDE	EPA 8081 A
133.090	010	4,4'-DDT	EPA 8081 A
133.090	011	Dieldrin	EPA 8081 A
133.090	012	Endosulfan I	EPA 8081 A
133.090	013	Endosulfan II	EPA 8081 A
133.090	014	Endosulfan Sulfate	EPA 8081 A
133.090	015	Endrin	EPA 8081 A
133.090	016	Endrin Aldehyde	EPA 8081 A

133.090	017	Endrin Ketone	EPA 8081 A
133.090	018	Heptachlor	EPA 8081 A
133.090	019	Heptachlor Epoxide	EPA 8081 A
133.090	020	Methoxychlor	EPA 8081 A
133.090	021	Toxaphene	EPA 8081 A
133.120	001	Aroclor 1016	EPA 8082
133.120	002	Aroclor 1221	EPA 8082
133.120	003	Aroclor 1232	EPA 8082
133.120	004	Aroclor 1242	EPA 8082
133.120	005	Aroclor 1248	EPA 8082
133.120	006	Aroclor 1254	EPA 8082
133.120	007	Aroclor 1260	EPA 8082
133.190	001	Azinphos Methyl	EPA 8141 A
133.190	002	Chlorpyrifos	EPA 8141 A
133.190	003	Demeton-O	EPA 8141 A
133.190	004	Demeton-S	EPA 8141 A
133.190	005	Diazinon	EPA 8141 A
133.190	006	Dichlorvos (DDVP)	EPA 8141 A
133.190	007	Disulfoton	EPA 8141 A
133.190	008	Malathion	EPA 8141 A
133.190	009	Parathion Ethyl	EPA 8141 A
133.190	010	Parathion Methyl	EPA 8141 A
133.190	011	Phorate	EPA 8141 A
133.190	012	Ronnel	EPA 8141 A
133.190	013	Stirophos (Tetrachlorovinphos)	EPA 8141 A
133.230	001	Acenaphthene	EPA 8270 C
133.230	002	Acenaphthylene	EPA 8270 C
133.230	003	Aniline	EPA 8270 C
133.230	004	Anthracene	EPA 8270 C
133.230	005	Benzidine	EPA 8270 C
133.230	006	Benzoic Acid	EPA 8270 C
133.230	007	Benzo(a)anthracene	EPA 8270 C
133.230	008	Benzo(b)fluoranthene	EPA 8270 C
133.230	009	Benzo(k)fluoranthene	EPA 8270 C
133.230	010	Benzo(g,h,i)perylene	EPA 8270 C
133.230	011	Benzo(a)pyrene	EPA 8270 C
133.230	012	Benzyl Alcohol	EPA 8270 C
133.230	013	Bis(2-chloroethoxy) Methane	EPA 8270 C
133.230	014	Bis(2-chloroethyl) Ether	EPA 8270 C
133.230	015	Bis(2-ethylhexyl)phthalate (Di(2-ethylhexyl) phthalate)	EPA 8270 C
133.230	016	Butyl Benzyl Phthalate	EPA 8270 C
133.230	017	Chrysene	EPA 8270 C

133.230	018	Dibenz(a,h)anthracene	EPA 8270 C
133.230	019	Dibenzofuran	EPA 8270 C
133.230	020	Di-n-butyl Phthalate	EPA 8270 C
133.230	021	Diethyl Phthalate	EPA 8270 C
133.230	022	Dimethyl Phthalate	EPA 8270 C
133.230	023	Di-n-octyl Phthalate	EPA 8270 C
133.230	024	Fluoranthene	EPA 8270 C
133.230	025	Fluorene	EPA 8270 C
133.230	026	Naphthalene	EPA 8270 C
133.230	027	Nitrobenzene	EPA 8270 C
133.230	029	Pentachlorophenol	EPA 8270 C
133.230	031	1,2-Dichlorobenzene	EPA 8270 C
133.230	032	1,3-Dichlorobenzene	EPA 8270 C
133.230	033	1,4-Dichlorobenzene	EPA 8270 C
133.230	034	2-Chloronaphthalene	EPA 8270 C
133.230	035	2-Chlorophenol	EPA 8270 C
133.230	036	2,4-Dichlorophenol	EPA 8270 C
133.230	037	2,4-Dimethylphenol	EPA 8270 C
133.230	038	2,4-Dinitrophenol	EPA 8270 C
133.230	039	2,4-Dinitrotoluene	EPA 8270 C
133.230	041	2,6-Dinitrotoluene	EPA 8270 C
133.230	042	2-Nitroaniline	EPA 8270 C
133.230	043	2-Nitrophenol	EPA 8270 C
133.230	044	3-Nitroaniline	EPA 8270 C
133.230	045	3,3'-Dichlorobenzidine	EPA 8270 C
133.230	046	4-Chloroaniline	EPA 8270 C
133.230	047	4-Chloro-3-methylphenol	EPA 8270 C
133.230	048	4-Bromophenyl Phenyl Ether	EPA 8270 C
133.230	049	4-Chlorophenyl Phenyl Ether	EPA 8270 C
133.230	050	4-Nitroaniline	EPA 8270 C
133.230	051	4-Nitrophenol	EPA 8270 C

CALIFORNIA STATE

ENVIRONMENTAL LABORATORY ACCREDITATION PROGRAM

Accredited Fields of Testing

LA Testing

Huntington Beach, CA

5431 Industrial Drive

Huntington Beach, CA 92649

Phone: (714) 828-4999

Certificate No. **1406**

Expiration Date **1/31/2022**

***As of 2/1/2020, this list supersedes all previous lists for this certificate number.**

Customers: Please verify the current accreditation standing with the State.

Field of Testing: 102 – Inorganic Chemistry of Drinking Water

Subgroup Code	Analyte Code	Analyte	Method
102.020	001	Turbidity	EPA 180.1

Field of Testing: 109 – Metals and Trace Elements in Non-Potable Water

Subgroup Code	Analyte Code	Analyte	Method
109.625	013	Lead	EPA 200.8 (1994 Rev. 5.4)

Field of Testing: 114 – Inorganic Chemistry of Hazardous Waste

Subgroup Code	Analyte Code	Analyte	Method
114.010	001	Antimony	EPA 6010 B
114.010	002	Arsenic	EPA 6010 B
114.010	003	Barium	EPA 6010 B
114.010	004	Beryllium	EPA 6010 B
114.010	005	Cadmium	EPA 6010 B
114.010	006	Chromium	EPA 6010 B
114.010	007	Cobalt	EPA 6010 B
114.010	008	Copper	EPA 6010 B
114.010	009	Lead	EPA 6010 B
114.010	010	Molybdenum	EPA 6010 B

Subgroup Code	Analyte Code	Analyte	Method
114.010	011	Nickel	EPA 6010 B
114.010	012	Selenium	EPA 6010 B
114.010	013	Silver	EPA 6010 B
114.010	014	Thallium	EPA 6010 B
114.010	015	Vanadium	EPA 6010 B
114.010	016	Zinc	EPA 6010 B
114.130	001	Lead	EPA 7420
114.140	001	Mercury	EPA 7470 A
114.141	001	Mercury	EPA 7471 A
114.240	001	Corrosivity - pH Determination	EPA 9040 B
114.241	001	Corrosivity - pH Determination	EPA 9045 C

Field of Testing: 115 – Extraction Test of Hazardous Waste

Subgroup Code	Analyte Code	Analyte	Method
115.021	001	TCLP Inorganics	EPA 1311 (TCLP)
115.030	001	Waste Extraction Test (WET)	CCR Chapter11, Article 5, Appendix II

Field of Testing: 117 – Semi-volatile Organic Chemistry of Hazardous Waste

Subgroup Code	Analyte Code	Analyte	Method
117.220	000	PCBs	EPA 8082

Field of Testing: 120 – Physical Properties of Hazardous Waste

Subgroup Code	Analyte Code	Analyte	Method
120.070	001	Corrosivity – pH Determination	EPA 9040 B
120.080	001	Corrosivity – pH Determination	EPA 9045 C

Field of Testing: 121 – Bulk Asbestos Analysis of Hazardous Waste

Subgroup Code	Analyte Code	Analyte	Method
121.010	001	Bulk Asbestos	EPA 600/M4-82-020

CALIFORNIA
Water Boards
STATE WATER RESOURCES CONTROL BOARD
REGIONAL WATER QUALITY CONTROL BOARDS

CALIFORNIA STATE

ENVIRONMENTAL LABORATORY ACCREDITATION PROGRAM

CERTIFICATE OF ENVIRONMENTAL LABORATORY ACCREDITATION

Is hereby granted to

North Coast Laboratories, Ltd.

5680 West End Road

Arcata, CA 95521

Scope of the certificate is limited to the
"Fields of Accreditation"
which accompany this Certificate.

Continued accredited status depends on compliance with applicable laws and regulations, proficiency testing studies, and payment of applicable fees.

This Certificate is granted in accordance with provisions of
Section 100825, et seq. of the Health and Safety Code.

Certificate No.: **1247**

Effective Date: **8/1/2020**

Expiration Date: **7/31/2022**

Sacramento, California
subject to forfeiture or revocation

Christine Sotelo, Chief
Environmental Laboratory Accreditation Program

CALIFORNIA STATE
ENVIRONMENTAL LABORATORY ACCREDITATION PROGRAM
Fields of Accreditation

North Coast Laboratories, Ltd.

5680 West End Road
Arcata, CA 95521
Phone: 7078224649

Certificate Number: 1247
Expiration Date: 7/31/2022

Field of Accreditation: 101 - Microbiology of Drinking Water			
101.010	001	Heterotrophic Bacteria	SM 9215 B
101.050	001	Total Coliform P/A	SM 9223 B Colilert
101.050	002	E. coli P/A	SM 9223 B Colilert
101.050	003	Total Coliform (Enumeration)	SM 9223 B Colilert
101.050	004	E. coli (Enumeration)	SM 9223 B Colilert
Field of Accreditation: 102 - Inorganic Chemistry of Drinking Water			
102.026	001	Calcium	EPA 200.7
102.026	002	Magnesium	EPA 200.7
102.026	003	Potassium	EPA 200.7
102.026	005	Sodium	EPA 200.7
102.030	001	Bromide	EPA 300.0
102.030	003	Chloride	EPA 300.0
102.030	005	Fluoride	EPA 300.0
102.030	006	Nitrate (as N)	EPA 300.0
102.030	007	Nitrite (as N)	EPA 300.0
102.030	009	Sulfate (as SO4)	EPA 300.0
102.100	001	Alkalinity	SM 2320 B-1997
102.120	001	Hardness (Calculation)	SM 2340 B-1997
102.130	001	Specific Conductance	SM 2510 B-1997
102.140	001	Residue, Filterable TDS	SM 2540 C-1997
102.175	001	Chlorine, Free	SM 4500-Cl G-2000
102.175	002	Chlorine, Total Residual	SM 4500-Cl G-2000
102.240	001	Phosphate,Ortho (as P)	SM 4500-P E-1999
102.262	001	Organic Carbon-Total (TOC)	SM 5310 C-2000
102.263	001	Dissolved Organic Carbon (DOC)	SM 5310 C-2000
102.270	001	Surfactants	SM 5540 C-2000
Field of Accreditation: 103 - Toxic Chemical Elements of Drinking Water			
103.130	001	Aluminum	EPA 200.7
103.130	003	Barium	EPA 200.7
103.130	004	Beryllium	EPA 200.7
103.130	005	Cadmium	EPA 200.7
103.130	007	Chromium	EPA 200.7
103.130	008	Copper	EPA 200.7

103.130	009	Iron	EPA 200.7
103.130	011	Manganese	EPA 200.7
103.130	012	Nickel	EPA 200.7
103.130	015	Silver	EPA 200.7
103.130	017	Zinc	EPA 200.7
103.130	018	Boron	EPA 200.7
103.140	001	Aluminum	EPA 200.8
103.140	002	Antimony	EPA 200.8
103.140	003	Arsenic	EPA 200.8
103.140	004	Barium	EPA 200.8
103.140	005	Beryllium	EPA 200.8
103.140	006	Cadmium	EPA 200.8
103.140	007	Chromium	EPA 200.8
103.140	008	Copper	EPA 200.8
103.140	009	Lead	EPA 200.8
103.140	010	Manganese	EPA 200.8
103.140	012	Nickel	EPA 200.8
103.140	013	Selenium	EPA 200.8
103.140	014	Silver	EPA 200.8
103.140	015	Thallium	EPA 200.8
103.140	016	Zinc	EPA 200.8
103.140	018	Vanadium	EPA 200.8
103.160	001	Mercury	EPA 245.1

Field of Accreditation:104 - Volatile Organic Chemistry of Drinking Water

104.030	001	1,2-Dibromoethane (EDB)	EPA 504.1
104.030	002	1,2-Dibromo-3-chloropropane (DBCP)	EPA 504.1
104.040	001	Benzene	EPA 524.2
104.040	007	n-Butylbenzene	EPA 524.2
104.040	008	sec-Butylbenzene	EPA 524.2
104.040	009	tert-Butylbenzene	EPA 524.2
104.040	010	Carbon Tetrachloride	EPA 524.2
104.040	011	Chlorobenzene	EPA 524.2
104.040	015	2-Chlorotoluene	EPA 524.2
104.040	016	4-Chlorotoluene	EPA 524.2
104.040	019	1,3-Dichlorobenzene	EPA 524.2
104.040	020	1,2-Dichlorobenzene	EPA 524.2
104.040	021	1,4-Dichlorobenzene	EPA 524.2
104.040	022	Dichlorodifluoromethane	EPA 524.2
104.040	023	1,1-Dichloroethane	EPA 524.2
104.040	024	1,2-Dichloroethane (Ethylene Dichloride)	EPA 524.2
104.040	025	1,1-Dichloroethylene (1,1-Dichloroethene)	EPA 524.2
104.040	026	cis-1,2-Dichloroethylene (cis 1,2 Dichloroethene)	EPA 524.2

104.040	027	trans-1,2-Dichloroethylene (trans- 1,2 Dichloroethene)	EPA 524.2
104.040	028	Dichloromethane (Methylene Chloride)	EPA 524.2
104.040	029	1,2-Dichloropropane	EPA 524.2
104.040	033	cis-1,3-Dichloropropylene (cis 1,3 Dichloropropene)	EPA 524.2
104.040	034	trans-1,3-Dichloropropylene (trans-1,3 Dichloropropene)	EPA 524.2
104.040	035	Ethylbenzene	EPA 524.2
104.040	037	Isopropylbenzene	EPA 524.2
104.040	039	Naphthalene	EPA 524.2
104.040	041	N-propylbenzene	EPA 524.2
104.040	042	Styrene	EPA 524.2
104.040	043	1,1,1,2-Tetrachloroethane	EPA 524.2
104.040	044	1,1,2,2-Tetrachloroethane	EPA 524.2
104.040	045	Tetrachloroethylene (Tetrachloroethene)	EPA 524.2
104.040	046	Toluene	EPA 524.2
104.040	047	1,2,3-Trichlorobenzene	EPA 524.2
104.040	048	1,2,4-Trichlorobenzene	EPA 524.2
104.040	049	1,1,1-Trichloroethane	EPA 524.2
104.040	050	1,1,2-Trichloroethane	EPA 524.2
104.040	051	Trichloroethylene (Trichloroethene)	EPA 524.2
104.040	052	Trichlorofluoromethane	EPA 524.2
104.040	054	1,2,4-Trimethylbenzene	EPA 524.2
104.040	055	1,3,5-Trimethylbenzene	EPA 524.2
104.040	056	Vinyl Chloride	EPA 524.2
104.040	059	o-Xylene	EPA 524.2
104.040	063	m+p-Xylene	EPA 524.2
104.045	001	Bromodichloromethane	EPA 524.2
104.045	002	Bromoform	EPA 524.2
104.045	003	Chloroform	EPA 524.2
104.045	004	Dibromochloromethane (Chlorodibromomethane)	EPA 524.2
104.050	002	Methyl tert-butyl Ether (MTBE)	EPA 524.2
104.050	003	tert-Amyl Methyl Ether (TAME)	EPA 524.2
104.050	004	Ethyl tert-butyl Ether (ETBE)	EPA 524.2
104.050	005	Trichlorotrifluoroethane (Freon 113)	EPA 524.2
104.050	006	t-Butyl alcohol (2-Methyl-2-propanol)	EPA 524.2

Field of Accreditation:105 - Semi-volatile Organic Chemistry of Drinking Water

105.010	002	Alachlor	EPA 505
105.010	004	Chlordane	EPA 505
105.010	006	Endrin	EPA 505
105.010	007	Heptachlor	EPA 505
105.010	008	Heptachlor Epoxide	EPA 505
105.010	009	Hexachlorobenzene	EPA 505
105.010	010	Hexachlorocyclopentadiene	EPA 505

105.010	011	Lindane (HCH-gamma)	EPA 505
105.010	012	Methoxychlor	EPA 505
105.010	014	Toxaphene	EPA 505
105.010	015	PCBs as Aroclors (screen)	EPA 505
105.020	001	Di(2-ethylhexyl) Adipate	EPA 506
105.020	002	Di(2-ethylhexyl) Phthalate	EPA 506
105.030	001	Alachlor	EPA 507
105.030	002	Atrazine	EPA 507
105.030	003	Butachlor	EPA 507
105.030	005	Metolachlor	EPA 507
105.030	006	Metribuzin	EPA 507
105.030	007	Molinate	EPA 507
105.030	008	Prometryn	EPA 507
105.030	009	Simazine	EPA 507
105.082	001	2,4-D	EPA 515.3
105.082	002	Dinoseb	EPA 515.3
105.082	003	Pentachlorophenol	EPA 515.3
105.082	004	Picloram	EPA 515.3
105.082	005	2,4,5-TP (Silvex)	EPA 515.3
105.082	006	Bentazon	EPA 515.3
105.082	007	Dalapon	EPA 515.3
105.082	008	Dicamba	EPA 515.3
105.100	001	Aldicarb (Temik)	EPA 531.1
105.100	002	Aldicarb Sulfone	EPA 531.1
105.100	003	Aldicarb Sulfoxide	EPA 531.1
105.100	004	Carbaryl (Sevin)	EPA 531.1
105.100	005	Carbofuran (Furadan)	EPA 531.1
105.100	006	3-Hydroxycarbofuran	EPA 531.1
105.100	007	Methomyl (Lannate)	EPA 531.1
105.100	008	Oxamyl	EPA 531.1
105.120	001	Glyphosate	EPA 547
105.140	001	Endothall	EPA 548.1
105.150	001	Diquat	EPA 549.2
105.161	001	Benzo(a)pyrene	EPA 550.1
105.200	001	Bromoacetic Acid	EPA 552.2
105.200	003	Chloroacetic Acid	EPA 552.2
105.200	005	Dibromoacetic Acid	EPA 552.2
105.200	006	Dichloroacetic Acid	EPA 552.2
105.200	007	Trichloroacetic Acid	EPA 552.2

Field of Accreditation: 107 - Microbiological Methods for Non-Potable Water and Sewage Sludge

107.001	001	Total Coliform (Enumeration)	SM 9221 B,C-2006
107.001	002	Fecal Coliform (Enumeration)	SM 9221 C,E-2006

107.005	001	E. coli (Enumeration)	SM 9223 B-2004

Field of Accreditation:108 - Inorganic Constituents in Non-Potable Water

108.007	001	Residue, Volatile	EPA 160.4 (1971)
108.009	001	Turbidity	EPA 180.1 (1993 Rev. 2.0)
108.013	001	Calcium	EPA 200.7 (1994 Rev. 4.4)
108.013	002	Magnesium	EPA 200.7 (1994 Rev. 4.4)
108.013	004	Potassium	EPA 200.7 (1994 Rev. 4.4)
108.013	006	Sodium	EPA 200.7 (1994 Rev. 4.4)
108.017	001	Bromide	EPA 300.0 (1993 Rev. 2.1)
108.017	002	Chloride	EPA 300.0 (1993 Rev. 2.1)
108.017	003	Fluoride	EPA 300.0 (1993 Rev. 2.1)
108.017	004	Nitrate (as N)	EPA 300.0 (1993 Rev. 2.1)
108.017	005	Nitrate-Nitrite (as N)	EPA 300.0 (1993 Rev. 2.1)
108.017	006	Nitrite (as N)	EPA 300.0 (1993 Rev. 2.1)
108.017	008	Sulfate (as SO4)	EPA 300.0 (1993 Rev. 2.1)
108.053	002	Oil & Grease Total	EPA 1664 B
108.063	001	Alkalinity	SM 2320 B-2011
108.065	001	Hardness (Calculation)	SM 2340 B-2011
108.069	001	Specific Conductance	SM 2510 B-2011
108.071	001	Residue, Total	SM 2540 B-2011
108.073	001	Residue, Filterable TDS	SM 2540 C-2011
108.075	001	Residue, Non-filterable TSS	SM 2540 D-2011
108.079	001	Residue, Settleable	SM 2540 F-2011
108.114	001	Chlorine, Total Residual	SM 4500-Cl G-2011
108.114	002	Chlorine, Free	SM 4500-Cl G-2011
108.137	001	Hydrogen Ion (pH)	SM 4500-H+ B-2011
108.140	001	Ammonia (as N)	SM 4500-NH3 D-2011
108.140	002	Kjeldahl Nitrogen,Total (as N)	SM 4500-NH3 D-2011
108.175	001	Phosphate,Ortho (as P)	SM 4500-P E-2011
108.175	002	Phosphorus,Total	SM 4500-P E-2011
108.207	001	Biochemical Oxygen Demand	SM 5210 B-2011
108.207	002	Carbonaceous BOD	SM 5210 B-2011
108.217	001	Organic Carbon-Total (TOC)	SM 5310 C-2011
108.225	001	Surfactants	SM 5540 C-2011
108.325	001	Chemical Oxygen Demand	Hach 8000

Field of Accreditation:109 - Metals and Trace Elements in Non-Potable Water

109.623	001	Aluminum	EPA 200.7 (1994 Rev. 4.4)
109.623	002	Antimony	EPA 200.7 (1994 Rev. 4.4)
109.623	003	Arsenic	EPA 200.7 (1994 Rev. 4.4)
109.623	004	Barium	EPA 200.7 (1994 Rev. 4.4)
109.623	005	Beryllium	EPA 200.7 (1994 Rev. 4.4)
109.623	006	Boron	EPA 200.7 (1994 Rev. 4.4)

109.623	007	Cadmium	EPA 200.7 (1994 Rev. 4.4)
109.623	008	Chromium	EPA 200.7 (1994 Rev. 4.4)
109.623	009	Cobalt	EPA 200.7 (1994 Rev. 4.4)
109.623	010	Copper	EPA 200.7 (1994 Rev. 4.4)
109.623	011	Iron	EPA 200.7 (1994 Rev. 4.4)
109.623	012	Lead	EPA 200.7 (1994 Rev. 4.4)
109.623	013	Manganese	EPA 200.7 (1994 Rev. 4.4)
109.623	014	Molybdenum	EPA 200.7 (1994 Rev. 4.4)
109.623	015	Nickel	EPA 200.7 (1994 Rev. 4.4)
109.623	016	Selenium	EPA 200.7 (1994 Rev. 4.4)
109.623	017	Silver	EPA 200.7 (1994 Rev. 4.4)
109.623	018	Thallium	EPA 200.7 (1994 Rev. 4.4)
109.623	021	Vanadium	EPA 200.7 (1994 Rev. 4.4)
109.623	022	Zinc	EPA 200.7 (1994 Rev. 4.4)
109.625	001	Aluminum	EPA 200.8 (1994 Rev. 5.4)
109.625	002	Antimony	EPA 200.8 (1994 Rev. 5.4)
109.625	003	Arsenic	EPA 200.8 (1994 Rev. 5.4)
109.625	004	Barium	EPA 200.8 (1994 Rev. 5.4)
109.625	005	Beryllium	EPA 200.8 (1994 Rev. 5.4)
109.625	007	Cadmium	EPA 200.8 (1994 Rev. 5.4)
109.625	008	Chromium	EPA 200.8 (1994 Rev. 5.4)
109.625	009	Cobalt	EPA 200.8 (1994 Rev. 5.4)
109.625	010	Copper	EPA 200.8 (1994 Rev. 5.4)
109.625	013	Lead	EPA 200.8 (1994 Rev. 5.4)
109.625	014	Manganese	EPA 200.8 (1994 Rev. 5.4)
109.625	015	Molybdenum	EPA 200.8 (1994 Rev. 5.4)
109.625	016	Nickel	EPA 200.8 (1994 Rev. 5.4)
109.625	017	Selenium	EPA 200.8 (1994 Rev. 5.4)
109.625	018	Silver	EPA 200.8 (1994 Rev. 5.4)
109.625	019	Thallium	EPA 200.8 (1994 Rev. 5.4)
109.625	022	Vanadium	EPA 200.8 (1994 Rev. 5.4)
109.625	023	Zinc	EPA 200.8 (1994 Rev. 5.4)
109.635	001	Mercury	EPA 245.1 (1994 Rev. 3.0)
109.687	001	Chromium VI (Hexavalent Chromium)	SM 3500-Cr C-2011

Field of Accreditation:110 - Volatile Organic Constituents in Non-Potable Water

110.040	005	Benzene	EPA 624.1
110.040	006	Bromodichloromethane	EPA 624.1
110.040	007	Bromoform	EPA 624.1
110.040	008	Bromomethane (Methyl Bromide)	EPA 624.1
110.040	010	Carbon Tetrachloride	EPA 624.1
110.040	011	Chlorobenzene	EPA 624.1
110.040	012	Chloroethane	EPA 624.1

110.040	013	2-Chloroethyl vinyl Ether	EPA 624.1
110.040	014	Chloroform	EPA 624.1
110.040	015	Chloromethane (Methyl Chloride)	EPA 624.1
110.040	016	Dibromochloromethane (Chlorodibromomethane)	EPA 624.1
110.040	017	1,2-Dichlorobenzene	EPA 624.1
110.040	018	1,3-Dichlorobenzene	EPA 624.1
110.040	019	1,4-Dichlorobenzene	EPA 624.1
110.040	020	1,1-Dichloroethane	EPA 624.1
110.040	021	1,2-Dichloroethane (Ethylene Dichloride)	EPA 624.1
110.040	022	1,1-Dichloroethylene (1,1-Dichloroethene)	EPA 624.1
110.040	023	trans-1,2-Dichloroethylene (trans- 1,2 Dichloroethene)	EPA 624.1
110.040	024	1,2-Dichloropropane	EPA 624.1
110.040	025	cis-1,3-Dichloropropylene (cis 1,3 Dichloropropene)	EPA 624.1
110.040	026	trans-1,3-Dichloropropylene (trans-1,3 Dichloropropene)	EPA 624.1
110.040	029	Ethylbenzene	EPA 624.1
110.040	031	Methylene Chloride (Dichloromethane)	EPA 624.1
110.040	034	1,1,2,2-Tetrachloroethane	EPA 624.1
110.040	035	Tetrachloroethylene (Tetrachloroethene)	EPA 624.1
110.040	037	Toluene	EPA 624.1
110.040	038	1,1,1-Trichloroethane	EPA 624.1
110.040	039	1,1,2-Trichloroethane	EPA 624.1
110.040	040	Trichloroethylene (Trichloroethene)	EPA 624.1
110.040	041	Vinyl Chloride	EPA 624.1
110.040	043	o-Xylene	EPA 624.1
110.040	045	Trichlorofluoromethane	EPA 624.1
110.040	046	m+p-Xylene	EPA 624.1

Field of Accreditation:111 - Semi-volatile Organic Constituents in Non-Potable Water

111.030	002	Bis(2-ethylhexyl)phthalate (Di(2-ethylhexyl) phthalate)	EPA 606
111.055	001	Aldrin	EPA 608.3
111.055	002	alpha-BHC	EPA 608.3
111.055	003	beta-BHC	EPA 608.3
111.055	004	delta-BHC	EPA 608.3
111.055	005	gamma-BHC (Lindane)	EPA 608.3
111.055	006	Chlordane	EPA 608.3
111.055	007	4,4'-DDD	EPA 608.3
111.055	008	4,4'-DDE	EPA 608.3
111.055	009	4,4'-DDT	EPA 608.3
111.055	010	Dieldrin	EPA 608.3
111.055	011	Endosulfan I	EPA 608.3
111.055	012	Endosulfan II	EPA 608.3
111.055	013	Endosulfan Sulfate	EPA 608.3
111.055	014	Endrin	EPA 608.3

111.055	015	Endrin Aldehyde	EPA 608.3
111.055	016	Heptachlor	EPA 608.3
111.055	017	Heptachlor Epoxide	EPA 608.3
111.055	019	PCB-1016 (Aroclor-1016)	EPA 608.3
111.055	020	PCB-1221 (Aroclor-1221)	EPA 608.3
111.055	021	PCB-1232 (Aroclor-1232)	EPA 608.3
111.055	022	PCB-1242 (Aroclor-1242)	EPA 608.3
111.055	023	PCB-1248 (Aroclor-1248)	EPA 608.3
111.055	024	PCB-1254 (Aroclor-1254)	EPA 608.3
111.055	025	PCB-1260 (Aroclor-1260)	EPA 608.3
111.055	038	Chlorothalonil	EPA 608.3
111.055	046	Methoxychlor	EPA 608.3
111.055	060	Toxaphene	EPA 608.3
111.120	001	2,4-D	EPA 615
111.120	002	2,4-DB	EPA 615
111.120	003	Dicamba	EPA 615
111.120	004	Dichloroprop	EPA 615
111.120	005	Dinoseb	EPA 615
111.120	008	2,4,5-T	EPA 615
111.120	009	2,4,5-TP (Silvex)	EPA 615
111.190	008	Ziram (Zinc Dimethyldithiocarbamate)	EPA 630
111.210	002	Barban	EPA 632
111.210	003	Carbaryl (Sevin)	EPA 632
111.210	004	Carbofuran (Furadan)	EPA 632
111.210	005	Chloropropham	EPA 632
111.210	006	Diuron	EPA 632
111.210	007	Fenuron	EPA 632
111.210	009	Linuron	EPA 632
111.210	010	Methiocarb (Mesurol)	EPA 632
111.210	011	Methomyl (Lannate)	EPA 632
111.210	013	Monuron	EPA 632
111.210	015	Neburon	EPA 632
111.210	016	Propham	EPA 632
111.210	017	Propoxur (Baygon)	EPA 632
111.210	018	Siduron	EPA 632
111.210	019	Swep	EPA 632

Field of Accreditation:114 - Inorganic Constituents in Hazardous Waste

114.010	001	Antimony	EPA 6010 B
114.010	002	Arsenic	EPA 6010 B
114.010	003	Barium	EPA 6010 B
114.010	004	Beryllium	EPA 6010 B
114.010	005	Cadmium	EPA 6010 B

114.010	006	Chromium	EPA 6010 B
114.010	007	Cobalt	EPA 6010 B
114.010	008	Copper	EPA 6010 B
114.010	009	Lead	EPA 6010 B
114.010	010	Molybdenum	EPA 6010 B
114.010	011	Nickel	EPA 6010 B
114.010	012	Selenium	EPA 6010 B
114.010	013	Silver	EPA 6010 B
114.010	014	Thallium	EPA 6010 B
114.010	015	Vanadium	EPA 6010 B
114.010	016	Zinc	EPA 6010 B
114.020	001	Antimony	EPA 6020
114.020	002	Arsenic	EPA 6020
114.020	003	Barium	EPA 6020
114.020	004	Beryllium	EPA 6020
114.020	005	Cadmium	EPA 6020
114.020	006	Chromium	EPA 6020
114.020	007	Cobalt	EPA 6020
114.020	008	Copper	EPA 6020
114.020	009	Lead	EPA 6020
114.020	010	Molybdenum	EPA 6020
114.020	011	Nickel	EPA 6020
114.020	012	Selenium	EPA 6020
114.020	013	Silver	EPA 6020
114.020	014	Thallium	EPA 6020
114.020	015	Vanadium	EPA 6020
114.020	016	Zinc	EPA 6020
114.141	001	Mercury	EPA 7471 A
114.241	001	Corrosivity - pH Determination	EPA 9045 C

Field of Accreditation:115 - Leaching/Extraction Tests and Physical Characteristics of Hazardous Waste

115.021	001	TCLP Inorganics	EPA 1311
115.030	001	Waste Extraction Test (WET)	CCR Chapter11, Article 5, Appe

Field of Accreditation:116 - Volatile Organic Compounds in Hazardous Waste

116.080	000	Volatile Organic Compounds	EPA 8260 B
116.080	120	Oxygenates	EPA 8260 B
116.100	001	Total Petroleum Hydrocarbons - Gasoline (GRO)	LUFT GC/MS
116.100	010	BTEX and MTBE	LUFT GC/MS
116.110	001	Total Petroleum Hydrocarbons - Gasoline (GRO)	LUFT

Field of Accreditation:117 - Semi-volatile Organic Chemistry of Hazardous Waste

117.010	001	Diesel Range Organics (DRO)	EPA 8015 B
117.016	001	Diesel Range Organics (DRO)	LUFT
117.150	000	Carbonyl Compounds	EPA 8315 A

117.210	000	Organochlorine Pesticides	EPA 8081 A
117.250	000	Chlorinated Herbicides	EPA 8151 A
117.280	000	Carbamates	EPA 8321 A

CALIFORNIA STATE

ENVIRONMENTAL LABORATORY ACCREDITATION PROGRAM

Accredited Fields of Testing

Pace Analytical Services, LLC-Pittsburg PA

1638 Roseytown Road

Greensburg, PA 15601

Phone: (724) 850-5600

Certificate No. 2950 RECIPROCITY

Expiration Date 3/31/2022

***As of 4/1/2021, this list supersedes all previous lists for this certificate number.**

Customers: Please verify the current accreditation standing with the State.

Field of Testing: 106 – Radionuclides in Drinking Water

Subgroup Code	Analyte Code	Analyte	Method	Primary Accreditation Body
106.010	001	Gross Alpha	EPA 900.0	PA
106.010	002	Gross Beta	EPA 900.0	PA
106.030	003	Gamma Emitters	EPA 901.1	PA
106.050	001	Total Alpha Radium	EPA 903.0	PA
106.051	001	Radium-226	EPA 903.1	PA
106.060	001	Radium-228	EPA 904.0	PA
106.070	003	Strontium-90	EPA 905.0	PA
106.080	001	Tritium	EPA 906.0	PA
106.270	001	Gross Alpha	SM 7110 C	PA
106.480	001	Uranium	ASTM D5174-97	PA
106.610	001	Radon-222	SM 7500-Rn	PA

Field of Testing: 112 – Radionuclides in Non-Potable Water

Subgroup Code	Analyte Code	Analyte	Method	Primary Accreditation Body
112.001	001	Gross Alpha	EPA 900	PA
112.001	002	Gross Bela	EPA 900	PA

Field of Testing: 118 – Radionuclides in Hazardous Waste

Subgroup Code	Analyte Code	Analyte	Method	Primary Accreditation Body
118.001	001	Gross Alpha	EPA 9310	PA
112.001	002	Gross Bela	EPA 9310	PA

CALIFORNIA
Water Boards
STATE WATER RESOURCES CONTROL BOARD
REGIONAL WATER QUALITY CONTROL BOARDS

Interim

CALIFORNIA STATE

ENVIRONMENTAL LABORATORY ACCREDITATION PROGRAM

CERTIFICATE OF ENVIRONMENTAL LABORATORY ACCREDITATION

Is hereby granted to

Pat-Chem Laboratories

1824 First Street

San Fernando, CA 91340

Scope of the certificate is limited to the
"Fields of Accreditation"
which accompany this Certificate.

Continued accredited status depends on compliance with applicable laws and regulations, proficiency testing studies, and payment of applicable fees.

This Certificate is granted in accordance with provisions of
Section 100825, et seq. of the Health and Safety Code.

Certificate No.: **1531**

Effective Date: **6/1/2021**

Expiration Date: **5/31/2022**

Sacramento, California
subject to forfeiture or revocation

Christine Sotelo, Chief
Environmental Laboratory Accreditation Program

CALIFORNIA STATE

ENVIRONMENTAL LABORATORY ACCREDITATION PROGRAM

Accredited Fields of Testing

Pat-Chem Laboratories

1824 First Street

San Fernando, CA 91340

Phone: (818) 639-5300

Certificate No. **1531**

Expiration Date **5/31/2022**

***As of 9/28/2021, this list supersedes all previous lists for this certificate number.**

Customers: Please verify the current accreditation standing with the State.

Field of Testing: 101 – Microbiology of Drinking Water

Subgroup Code	Analyte Code	Analyte	Method
101.010	001	Heterotrophic Bacteria	SM 9215 B
101.020	004	Total Coliform (Enumeration)	SM 9221 B,C
101.020	005	Fecal Coliform (Enumeration)	SM 9221 B,E
101.020	006	E. coli (Enumeration)	SM 9221 B,F
101.050	001	Total Coliform P/A	SM 9223 B Colilert
101.050	002	E. coli P/A	SM 9223 B Colilert

Field of Testing: 102 – Inorganic Chemistry of Drinking Water

Subgroup Code	Analyte Code	Analyte	Method
102.020	001	Turbidity	EPA 180.1
102.026	001	Calcium	EPA 200.7
102.026	002	Magnesium	EPA 200.7
102.026	003	Potassium	EPA 200.7
102.026	004	Silica	EPA 200.7
102.026	005	Sodium	EPA 200.7
102.030	003	Chloride	EPA 300.0
102.030	005	Fluoride	EPA 300.0
102.030	006	Nitrate (as N)	EPA 300.0
102.030	007	Nitrite (as N)	EPA 300.0
102.030	009	Sulfate (as SO4)	EPA 300.0
102.040	001	Bromide	EPA 300.1

Subgroup Code	Analyte Code	Analyte	Method
102.040	002	Chlorite	EPA 300.1
102.040	003	Chlorate	EPA 300.1
102.040	004	Bromate	EPA 300.1
102.060	001	Nitrate (as N) (Calculation)	EPA 353.2
102.061	001	Nitrite (as N)	EPA 353.2
102.070	001	Phosphate,Ortho (as P)	EPA 365.1
102.100	001	Alkalinity	SM 2320 B-1997
102.120	001	Hardness (Calculation)	SM 2340 B-1997
102.175	001	Chlorine, Free	SM 4500-Cl G-2000
102.175	002	Chlorine, Total Residual	SM 4500-Cl G-2000

Field of Testing: 103 – Toxic Chemical Elements of Drinking Water

Subgroup Code	Analyte Code	Analyte	Method
103.130	009	Iron	EPA 200.7
103.130	018	Boron	EPA 200.7
103.140	001	Aluminum	EPA 200.8
103.140	002	Antimony	EPA 200.8
103.140	003	Arsenic	EPA 200.8
103.140	004	Barium	EPA 200.8
103.140	005	Beryllium	EPA 200.8
103.140	006	Cadmium	EPA 200.8
103.140	007	Chromium	EPA 200.8
103.140	008	Copper	EPA 200.8
103.140	009	Lead	EPA 200.8
103.140	010	Manganese	EPA 200.8
103.140	012	Nickel	EPA 200.8
103.140	013	Selenium	EPA 200.8
103.140	014	Silver	EPA 200.8
103.140	015	Thallium	EPA 200.8
103.140	016	Zinc	EPA 200.8
103.140	018	Vanadium	EPA 200.8
103.160	001	Mercury	EPA 245.1

Field of Testing: 104 – Volatile Organic Chemistry of Drinking Water

Subgroup Code	Analyte Code	Analyte	Method
104.030	001	1,2-Dibromoethane (EDB)	EPA 504.1
104.030	002	1,2-Dibromo-3-chloropropane (DBCP)	EPA 504.1
104.035	001	1,2,3-Trichloropropane (TCP)	SRL 524M-TCP
104.040	001	Benzene	EPA 524.2
104.040	007	n-Butylbenzene	EPA 524.2
104.040	008	sec-Butylbenzene	EPA 524.2
104.040	009	tert-Butylbenzene	EPA 524.2
104.040	010	Carbon Tetrachloride	EPA 524.2
104.040	011	Chlorobenzene	EPA 524.2
104.040	015	2-Chlorotoluene	EPA 524.2

Subgroup Code	Analyte Code	Analyte	Method
104.040	016	4-Chlorotoluene	EPA 524.2
104.040	019	1,3-Dichlorobenzene	EPA 524.2
104.040	020	1,2-Dichlorobenzene	EPA 524.2
104.040	021	1,4-Dichlorobenzene	EPA 524.2
104.040	022	Dichlorodifluoromethane	EPA 524.2
104.040	023	1,1-Dichloroethane	EPA 524.2
104.040	024	1,2-Dichloroethane (Ethylene Dichloride)	EPA 524.2
104.040	025	1,1-Dichloroethylene (1,1-Dichloroethene)	EPA 524.2
104.040	026	cis-1,2-Dichloroethylene (cis 1,2 Dichloroethene)	EPA 524.2
104.040	027	trans-1,2-Dichloroethylene (trans-1,2 Dichloroethene)	EPA 524.2
104.040	028	Dichloromethane (Methylene Chloride)	EPA 524.2
104.040	029	1,2-Dichloropropane	EPA 524.2
104.040	033	cis-1,3-Dichloropropylene (cis 1,3 Dichloropropene)	EPA 524.2
104.040	034	trans-1,3-Dichloropropylene (trans-1,3 Dichloropropene)	EPA 524.2
104.040	035	Ethylbenzene	EPA 524.2
104.040	037	Isopropylbenzene	EPA 524.2
104.040	039	Naphthalene	EPA 524.2
104.040	041	N-propylbenzene	EPA 524.2
104.040	042	Styrene	EPA 524.2
104.040	043	1,1,1,2-Tetrachloroethane	EPA 524.2
104.040	044	1,1,2,2-Tetrachloroethane	EPA 524.2
104.040	045	Tetrachloroethylene (Tetrachloroethene)	EPA 524.2
104.040	046	Toluene	EPA 524.2
104.040	047	1,2,3-Trichlorobenzene	EPA 524.2
104.040	048	1,2,4-Trichlorobenzene	EPA 524.2
104.040	049	1,1,1-Trichloroethane	EPA 524.2
104.040	050	1,1,2-Trichloroethane	EPA 524.2
104.040	051	Trichloroethylene (Trichloroethene)	EPA 524.2
104.040	052	Trichlorofluoromethane	EPA 524.2
104.040	054	1,2,4-Trimethylbenzene	EPA 524.2
104.040	055	1,3,5-Trimethylbenzene	EPA 524.2
104.040	056	Vinyl Chloride	EPA 524.2
104.040	059	o-Xylene	EPA 524.2
104.040	063	m+p-Xylene	EPA 524.2
104.045	001	Bromodichloromethane	EPA 524.2
104.045	002	Bromoform	EPA 524.2
104.045	003	Chloroform	EPA 524.2
104.045	004	Dibromochloromethane (Chlorodibromomethane)	EPA 524.2
104.050	002	Methyl tert-butyl Ether (MTBE)	EPA 524.2

Subgroup Code	Analyte Code	Analyte	Method
104.050	003	tert-Amyl Methyl Ether (TAME)	EPA 524.2
104.050	004	Ethyl tert-butyl Ether (ETBE)	EPA 524.2
104.050	005	Trichlorotrifluoroethane (Freon 113)	EPA 524.2
104.050	006	t-Butyl alcohol (2-Methyl-2-propanol)	EPA 524.2

Field of Testing: 105 – Semi-volatile Organic Chemistry of Drinking Water

Subgroup Code	Analyte Code	Analyte	Method
105.020	001	Di(2-ethylhexyl) Adipate	EPA 506
105.020	002	Di(2-ethylhexyl) Phthalate	EPA 506
105.030	001	Alachlor	EPA 507
105.030	002	Atrazine	EPA 507
105.030	003	Butachlor	EPA 507
105.030	005	Metolachlor	EPA 507
105.030	006	Metribuzin	EPA 507
105.030	007	Molinate	EPA 507
105.030	009	Simazine	EPA 507
105.035	001	Aldrin	EPA 508
105.035	005	Endrin	EPA 508
105.035	007	Heptachlor	EPA 508
105.035	008	Heptachlor Epoxide	EPA 508
105.035	009	Hexachlorobenzene	EPA 508
105.035	010	Lindane (HCH-gamma)	EPA 508
105.035	011	Methoxychlor	EPA 508
105.035	012	Propachlor	EPA 508
105.035	013	Chlordane	EPA 508
105.035	014	Toxaphene	EPA 508
105.035	016	Aroclor 1016	EPA 508
105.035	017	Aroclor 1221	EPA 508
105.035	018	Aroclor 1232	EPA 508
105.035	019	Aroclor 1242	EPA 508
105.035	020	Aroclor 1248	EPA 508
105.035	021	Aroclor 1254	EPA 508
105.035	022	Aroclor 1260	EPA 508
105.082	001	2,4-D	EPA 515.3
105.082	002	Dinoseb	EPA 515.3
105.082	003	Pentachlorophenol	EPA 515.3
105.082	004	Picloram	EPA 515.3
105.082	005	2,4,5-TP (Silvex)	EPA 515.3
105.082	006	Bentazon	EPA 515.3
105.082	007	Dalapon	EPA 515.3
105.082	008	Dicamba	EPA 515.3
105.160	001	Benzo(a)pyrene	EPA 550

Field of Testing: 106 – Radionuclides in Drinking Water

Subgroup Code	Analyte Code	Analyte	Method
106.092	001	Uranium	EPA 200.8

Field of Testing: 107 – Microbiological Methods for Non-Potable Water and Sewage Sludge

Subgroup Code	Analyte Code	Analyte	Method
107.001	001	Total Coliform (Enumeration)	SM 9221 B,C-2006
107.001	002	Fecal Coliform (Enumeration)	SM 9221 C,E-2006
107.001	003	E. coli (Enumeration)	SM 9221 C,F-2006
107.013	001	E. coli (Enumeration)	SM 9223 B-2004 Colilert

Field of Testing: 108 – Inorganic Constituents in Non-Potable Water

Subgroup Code	Analyte Code	Analyte	Method
108.009	001	Turbidity	EPA 180.1 (1993 Rev. 2.0)
108.013	001	Calcium	EPA 200.7 (1994 Rev. 4.4)
108.013	002	Magnesium	EPA 200.7 (1994 Rev. 4.4)
108.013	004	Potassium	EPA 200.7 (1994 Rev. 4.4)
108.013	005	Silica, Dissolved	EPA 200.7 (1994 Rev. 4.4)
108.013	006	Sodium	EPA 200.7 (1994 Rev. 4.4)
108.017	001	Bromide	EPA 300.0 (1993 Rev. 2.1)
108.017	002	Chloride	EPA 300.0 (1993 Rev. 2.1)
108.017	003	Fluoride	EPA 300.0 (1993 Rev. 2.1)
108.017	004	Nitrate (as N)	EPA 300.0 (1993 Rev. 2.1)
108.017	006	Nitrite (as N)	EPA 300.0 (1993 Rev. 2.1)
108.017	008	Sulfate (as SO4)	EPA 300.0 (1993 Rev. 2.1)
108.025	001	Ammonia (as N)	EPA 350.0 (1993 Rev. 2.0)
108.029	001	Kjeldahl Nitrogen,Total (as N)	EPA 351.2 (1993 Rev. 2.0)
108.033	001	Nitrate-Nitrite (as N)	EPA 353.2 (1993 Rev. 2.0)
108.033	002	Nitrite (as N)	EPA 353.2 (1993 Rev. 2.0)

Subgroup Code	Analyte Code	Analyte	Method
108.035	001	Phosphate,Ortho (as P)	EPA 365.1 (1993 Rev. 2.0)
108.035	002	Phosphorus,Total	EPA 365.1 (1993 Rev. 2.0)
108.047	001	Phenols, Total	EPA 420.1 (1978 Rev. 1.0)
108.053	001	Oil & Grease Total	EPA 1664 A
108.059	001	Turbidity	SM 2130 B-2011
108.063	001	Alkalinity	SM 2320 B-2011
108.065	001	Hardness (Calculation)	SM 2340 B-2011
108.069	001	Specific Conductance	SM 2510 B-2011
108.071	001	Residue, Total	SM 2540 B-2011
108.073	001	Residue, Filterable TDS	SM 2540 C-2011
108.075	001	Residue, Non-filterable TSS	SM 2540 D-2011
108.077	001	Residue, Volatile	SM 2540 E-2011
108.079	001	Residue, Settleable	SM 2540 F-2011
108.080	001	Temperature	SM 2550 B-2010
108.114	001	Chlorine, Total Residual	SM 4500-Cl G-2011
108.114	002	Chlorine, Free	SM 4500-Cl G-2011
108.137	001	Hydrogen Ion (pH)	SM 4500-H+ B-2011
108.173	001	Oxygen, Dissolved	SM 4500-O G-2011
108.201	001	Sulfide (as S)	SM 4500-S D-2011
108.207	001	Biochemical Oxygen Demand	SM 5210 B-2011
108.207	002	Carbonaceous BOD	SM 5210 B-2011
108.213	001	Chemical Oxygen Demand	SM 5220 D-2011
108.215	001	Organic Carbon-Total (TOC)	SM 5310 B-2011
108.225	001	Surfactants	SM 5540 C-2011

Field of Testing: 109 – Metals and Trace Elements in Non-Potable Water

Subgroup Code	Analyte Code	Analyte	Method
109.623	001	Aluminum	EPA 200.7 (1994 Rev. 4.4)
109.623	002	Antimony	EPA 200.7 (1994 Rev. 4.4)
109.623	003	Arsenic	EPA 200.7 (1994 Rev. 4.4)
109.623	004	Barium	EPA 200.7 (1994 Rev. 4.4)
109.623	005	Beryllium	EPA 200.7 (1994 Rev. 4.4)
109.623	006	Boron	EPA 200.7 (1994 Rev. 4.4)
109.623	007	Cadmium	EPA 200.7 (1994 Rev. 4.4)
109.623	008	Chromium	EPA 200.7 (1994 Rev. 4.4)

Subgroup Code	Analyte Code	Analyte	Method
109.623	009	Cobalt	EPA 200.7 (1994 Rev. 4.4)
109.623	010	Copper	EPA 200.7 (1994 Rev. 4.4)
109.623	011	Iron	EPA 200.7 (1994 Rev. 4.4)
109.623	012	Lead	EPA 200.7 (1994 Rev. 4.4)
109.623	013	Manganese	EPA 200.7 (1994 Rev. 4.4)
109.623	014	Molybdenum	EPA 200.7 (1994 Rev. 4.4)
109.623	015	Nickel	EPA 200.7 (1994 Rev. 4.4)
109.623	016	Selenium	EPA 200.7 (1994 Rev. 4.4)
109.623	017	Silver	EPA 200.7 (1994 Rev. 4.4)
109.623	018	Thallium	EPA 200.7 (1994 Rev. 4.4)
109.623	019	Tin	EPA 200.7 (1994 Rev. 4.4)
109.623	020	Titanium	EPA 200.7 (1994 Rev. 4.4)
109.623	021	Vanadium	EPA 200.7 (1994 Rev. 4.4)
109.623	022	Zinc	EPA 200.7 (1994 Rev. 4.4)
109.625	001	Aluminum	EPA 200.8 (1994 Rev. 5.4)
109.625	002	Antimony	EPA 200.8 (1994 Rev. 5.4)
109.625	003	Arsenic	EPA 200.8 (1994 Rev. 5.4)
109.625	004	Barium	EPA 200.8 (1994 Rev. 5.4)
109.625	005	Beryllium	EPA 200.8 (1994 Rev. 5.4)
109.625	006	Boron	EPA 200.8 (1994 Rev. 5.4)
109.625	007	Cadmium	EPA 200.8 (1994 Rev. 5.4)
109.625	008	Chromium	EPA 200.8 (1994 Rev. 5.4)
109.625	009	Cobalt	EPA 200.8 (1994 Rev. 5.4)
109.625	010	Copper	EPA 200.8 (1994 Rev. 5.4)

Subgroup Code	Analyte Code	Analyte	Method
109.625	012	Iron	EPA 200.8 (1994 Rev. 5.4)
109.625	013	Lead	EPA 200.8 (1994 Rev. 5.4)
109.625	014	Manganese	EPA 200.8 (1994 Rev. 5.4)
109.625	015	Molybdenum	EPA 200.8 (1994 Rev. 5.4)
109.625	016	Nickel	EPA 200.8 (1994 Rev. 5.4)
109.625	017	Selenium	EPA 200.8 (1994 Rev. 5.4)
109.625	018	Silver	EPA 200.8 (1994 Rev. 5.4)
109.625	019	Thallium	EPA 200.8 (1994 Rev. 5.4)
109.625	021	Titanium	EPA 200.8 (1994 Rev. 5.4)
109.625	022	Vanadium	EPA 200.8 (1994 Rev. 5.4)
109.625	023	Zinc	EPA 200.8 (1994 Rev. 5.4)
109.635	001	Mercury	EPA 245.1 (1994 Rev. 3.0)
109.685	002	Chromium VI (Hexavalent Chromium)	SM 3500-Cr B-2011

Field of Testing: 110 – Volatile Organic Constituents in Non-Potable Water

Subgroup Code	Analyte Code	Analyte	Method
110.040	001	Acetone	EPA 624.1
110.040	003	Acrolein	EPA 624.1
110.040	004	Acrylonitrile	EPA 624.1
110.040	005	Benzene	EPA 624.1
110.040	006	Bromodichloromethane	EPA 624.1
110.040	007	Bromoform	EPA 624.1
110.040	008	Bromomethane (Methyl Bromide)	EPA 624.1
110.040	010	Carbon Tetrachloride	EPA 624.1
110.040	011	Chlorobenzene	EPA 624.1
110.040	012	Chloromethane	EPA 624.1
110.040	013	2-Chloroethyl vinyl Ether	EPA 624.1
110.040	014	Chloroform	EPA 624.1
110.040	015	Chloromethane (Methyl Chloride)	EPA 624.1
110.040	016	Dibromochloromethane (Chlorodibromomethane)	EPA 624.1
110.040	017	1,2-Dichlorobenzene	EPA 624.1
110.040	018	1,3-Dichlorobenzene	EPA 624.1
110.040	019	1,4-Dichlorobenzene	EPA 624.1

Subgroup Code	Analyte Code	Analyte	Method
110.040	020	1,1-Dichloroethane	EPA 624.1
110.040	021	1,2-Dichloroethane (Ethylene Dichloride)	EPA 624.1
110.040	022	1,1-Dichloroethylene (1,1-Dichloroethene)	EPA 624.1
110.040	023	trans-1,2-Dichloroethylene (trans-1,2 Dichloroethene)	EPA 624.1
110.040	024	1,2-Dichloropropane	EPA 624.1
110.040	025	cis-1,3-Dichloropropylene (cis 1,3 Dichloropropene)	EPA 624.1
110.040	026	trans-1,3-Dichloropropylene (trans-1,3 Dichloropropene)	EPA 624.1
110.040	029	Ethylbenzene	EPA 624.1
110.040	031	Methylene Chloride (Dichloromethane)	EPA 624.1
110.040	032	4-Methyl-2-pentanone (Methyl Isobutyl Ketone)	EPA 624.1
110.040	034	1,1,2,2-Tetrachloroethane	EPA 624.1
110.040	035	Tetrachloroethylene (Tetrachloroethene)	EPA 624.1
110.040	037	Toluene	EPA 624.1
110.040	038	1,1,1-Trichloroethane	EPA 624.1
110.040	039	1,1,2-Trichloroethane	EPA 624.1
110.040	040	Trichloroethylene (Trichloroethene)	EPA 624.1
110.040	041	Vinyl Chloride	EPA 624.1
110.040	043	o-Xylene	EPA 624.1
110.040	045	Trichlorofluoromethane	EPA 624.1
110.040	046	m+p-Xylene	EPA 624.1
110.040	047	2-Butanone (MEK)	EPA 624.1

Field of Testing: 111 – Semi-volatile Organic Constituents in Non-Potable Water

Subgroup Code	Analyte Code	Analyte	Method
111.010	001	4-Chloro-3-methylphenol	EPA 604
111.010	002	2-Chlorophenol	EPA 604
111.010	003	2,4-Dichlorophenol	EPA 604
111.010	004	2,4-Dimethylphenol	EPA 604
111.010	005	2,4-Dinitrophenol	EPA 604
111.010	006	2-Methyl-4,6-dinitrophenol	EPA 604
111.010	007	2-Nitrophenol	EPA 604
111.010	008	4-Nitrophenol	EPA 604
111.010	009	Pentachlorophenol	EPA 604
111.010	010	Phenol	EPA 604
111.010	011	2,4,6-Trichlorophenol	EPA 604
111.055	001	Aldrin	EPA 608.3
111.055	002	alpha-BHC	EPA 608.3
111.055	003	beta-BHC	EPA 608.3

Subgroup Code	Analyte Code	Analyte	Method
111.055	004	delta-BHC	EPA 608.3
111.055	005	gamma-BHC (Lindane)	EPA 608.3
111.055	006	Chlordane	EPA 608.3
111.055	007	4,4'-DDD	EPA 608.3
111.055	008	4,4'-DDE	EPA 608.3
111.055	009	4,4'-DDT	EPA 608.3
111.055	010	Dieldrin	EPA 608.3
111.055	011	Endosulfan I	EPA 608.3
111.055	012	Endosulfan II	EPA 608.3
111.055	013	Endosulfan Sulfate	EPA 608.3
111.055	014	Endrin	EPA 608.3
111.055	015	Endrin Aldehyde	EPA 608.3
111.055	016	Heptachlor	EPA 608.3
111.055	017	Heptachlor Epoxide	EPA 608.3
111.055	019	PCB-1016 (Aroclor-1016)	EPA 608.3
111.055	020	PCB-1221 (Aroclor-1221)	EPA 608.3
111.055	021	PCB-1232 (Aroclor-1232)	EPA 608.3
111.055	022	PCB-1242 (Aroclor-1242)	EPA 608.3
111.055	023	PCB-1248 (Aroclor-1248)	EPA 608.3
111.055	024	PCB-1254 (Aroclor-1254)	EPA 608.3
111.055	025	PCB-1260 (Aroclor-1260)	EPA 608.3
111.055	046	Methoxychlor	EPA 608.3
111.055	060	Toxaphene	EPA 608.3
111.160	001	Acenaphthene	EPA 625.1
111.160	002	Acenaphthylene	EPA 625.1
111.160	003	Anthracene	EPA 625.1
111.160	004	Benzidine	EPA 625.1
111.160	005	Benzo(a)anthracene	EPA 625.1
111.160	006	Benzo(a)pyrene	EPA 625.1
111.160	007	Benzo(b)fluoranthene	EPA 625.1
111.160	008	Benzo(g,h,i)perylene	EPA 625.1
111.160	009	Benzo(k)fluoranthene	EPA 625.1
111.160	010	Bis(2-chloroethoxy) Methane	EPA 625.1
111.160	011	Bis(2-chloroethyl) Ether	EPA 625.1
111.160	012	bis(2-Chloroisopropyl) ether (2,2'-Oxybis[1-chloropropane])	EPA 625.1
111.160	013	Bis(2-ethylhexyl)phthalate (Di(2-ethylhexyl) phthalate)	EPA 625.1
111.160	014	4-Bromophenyl Phenyl Ether	EPA 625.1
111.160	015	Butyl Benzyl Phthalate	EPA 625.1
111.160	016	2-Chloronaphthalene	EPA 625.1
111.160	017	4-Chlorophenyl Phenyl Ether	EPA 625.1
111.160	018	Chrysene	EPA 625.1
111.160	019	Dibenz(a,h)anthracene	EPA 625.1
111.160	020	3,3'-Dichlorobenzidine	EPA 625.1

Subgroup Code	Analyte Code	Analyte	Method
111.160	021	Diethyl Phthalate	EPA 625.1
111.160	022	Dimethyl Phthalate	EPA 625.1
111.160	023	Di-n-butyl Phthalate	EPA 625.1
111.160	024	2,4-Dinitrotoluene	EPA 625.1
111.160	025	2,6-Dinitrotoluene	EPA 625.1
111.160	026	Di-n-octyl Phthalate	EPA 625.1
111.160	027	Fluoranthene	EPA 625.1
111.160	028	Fluorene	EPA 625.1
111.160	029	Hexachlorobenzene	EPA 625.1
111.160	030	Hexachlorobutadiene	EPA 625.1
111.160	031	Hexachloroethane	EPA 625.1
111.160	032	Indeno(1,2,3-c,d)pyrene	EPA 625.1
111.160	033	Isophorone	EPA 625.1
111.160	034	Naphthalene	EPA 625.1
111.160	035	Nitrobenzene	EPA 625.1
111.160	036	N-nitroso-di-n-propylamine	EPA 625.1
111.160	037	Phenanthrene	EPA 625.1
111.160	038	Pyrene	EPA 625.1
111.160	039	1,2,4-Trichlorobenzene	EPA 625.1
111.160	040	4-Chloro-3-methylphenol	EPA 625.1
111.160	041	2-Chlorophenol	EPA 625.1
111.160	042	2,4-Dichlorophenol	EPA 625.1
111.160	043	2,4-Dimethylphenol	EPA 625.1
111.160	044	2,4-Dinitrophenol	EPA 625.1
111.160	045	2-Methyl-4,6-dinitrophenol	EPA 625.1
111.160	046	2-Nitrophenol	EPA 625.1
111.160	047	4-Nitrophenol	EPA 625.1
111.160	048	Pentachlorophenol	EPA 625.1
111.160	049	Phenol	EPA 625.1
111.160	050	2,4,6-Trichlorophenol	EPA 625.1
111.160	098	Hexachlorocyclopentadiene	EPA 625.1
111.160	108	N-nitrosodimethylamine	EPA 625.1
111.160	110	N-nitrosodiphenylamine	EPA 625.1
111.160	140	Carbazole	EPA 625.1
111.160	141	o-Cresol	EPA 625.1
111.160	143	1,2-Diphenylhydrazine	EPA 625.1
111.160	145	Pyridine	EPA 625.1
111.160	147	m+p-Cresol	EPA 625.1
111.160	148	2-Methylnaphthalene	EPA 625.1

Field of Testing: 114 – Inorganic Chemistry of Hazardous Waste

Subgroup Code	Analyte Code	Analyte	Method
114.315	001	Aluminum	EPA 6010 B
114.315	002	Antimony	EPA 6010 B
114.315	003	Arsenic	EPA 6010 B
114.315	004	Barium	EPA 6010 B
114.315	005	Beryllium	EPA 6010 B

Subgroup Code	Analyte Code	Analyte	Method
114.315	006	Boron	EPA 6010 B
114.315	007	Cadmium	EPA 6010 B
114.315	008	Calcium	EPA 6010 B
114.315	009	Chromium	EPA 6010 B
114.315	010	Cobalt	EPA 6010 B
114.315	011	Copper	EPA 6010 B
114.315	012	Iron	EPA 6010 B
114.315	013	Lead	EPA 6010 B
114.315	014	Magnesium	EPA 6010 B
114.315	015	Manganese	EPA 6010 B
114.315	016	Molybdenum	EPA 6010 B
114.315	017	Nickel	EPA 6010 B
114.315	018	Potassium	EPA 6010 B
114.315	019	Selenium	EPA 6010 B
114.315	020	Silver	EPA 6010 B
114.315	021	Sodium	EPA 6010 B
114.315	022	Strontium	EPA 6010 B
114.315	023	Thallium	EPA 6010 B
114.315	024	Tin	EPA 6010 B
114.315	025	Titanium	EPA 6010 B
114.315	026	Vanadium	EPA 6010 B
114.315	027	Zinc	EPA 6010 B
114.335	001	Aluminum	EPA 6020
114.335	002	Antimony	EPA 6020
114.335	003	Arsenic	EPA 6020
114.335	004	Barium	EPA 6020
114.335	005	Beryllium	EPA 6020
114.335	006	Cadmium	EPA 6020
114.335	007	Chromium	EPA 6020
114.335	008	Cobalt	EPA 6020
114.335	009	Copper	EPA 6020
114.335	010	Lead	EPA 6020
114.335	011	Manganese	EPA 6020
114.335	012	Nickel	EPA 6020
114.335	013	Silver	EPA 6020
114.335	014	Thallium	EPA 6020
114.335	015	Zinc	EPA 6020
114.435	001	Chromium VI (Hexavalent Chromium)	EPA 7196 A
114.535	001	Mercury	EPA 7471 A

Field of Testing: 115 – Extraction Test of Hazardous Waste

Subgroup Code	Analyte Code	Analyte	Method
115.055	001	Waste Extraction Test (WET)	CCR Chapter11, Article 5, Appe
115.085	001	Toxicity Characteristic Leaching Procedure (TCLP)	EPA 1311

Subgroup Code	Analyte Code	Analyte	Method
115.135	001	Corrosivity - pH Determination	EPA 9045 C

Field of Testing: 116 – Volatile Organic Chemistry of Hazardous Waste

Subgroup Code	Analyte Code	Analyte	Method
116.265	001	Benzene	EPA 8260 B
116.265	002	Bromobenzene	EPA 8260 B
116.265	003	Bromochloromethane	EPA 8260 B
116.265	004	Bromodichloromethane	EPA 8260 B
116.265	005	Bromoform	EPA 8260 B
116.265	006	Bromomethane (Methyl Bromide)	EPA 8260 B
116.265	007	n-Butylbenzene	EPA 8260 B
116.265	008	sec-Butylbenzene	EPA 8260 B
116.265	009	tert-Butylbenzene	EPA 8260 B
116.265	011	Carbon Tetrachloride	EPA 8260 B
116.265	012	Chlorobenzene	EPA 8260 B
116.265	013	Chlorodibromomethane (Dibromochloromethane)	EPA 8260 B
116.265	014	Chloroethane	EPA 8260 B
116.265	015	Chloroform	EPA 8260 B
116.265	016	Chloromethane (Methyl Chloride)	EPA 8260 B
116.265	017	Dibromomethane	EPA 8260 B
116.265	018	Dichlorodifluoromethane (Freon 12)	EPA 8260 B
116.265	019	cis-1,2-Dichloroethylene (cis 1,2 Dichloroethene)	EPA 8260 B
116.265	020	trans-1,2-Dichloroethylene (trans-1,2 Dichloroethene)	EPA 8260 B
116.265	021	cis-1,3-Dichloropropylene (cis 1,3 Dichloropropene)	EPA 8260 B
116.265	022	trans-1,3-Dichloropropylene (trans-1,3 Dichloropropene)	EPA 8260 B
116.265	023	Ethylbenzene	EPA 8260 B
116.265	024	Hexachlorobutadiene	EPA 8260 B
116.265	025	Methyl tert-butyl Ether (MTBE)	EPA 8260 B
116.265	026	Methylene Chloride (Dichloromethane)	EPA 8260 B
116.265	027	Naphthalene	EPA 8260 B
116.265	029	N-propylbenzene	EPA 8260 B
116.265	030	Styrene	EPA 8260 B
116.265	031	Tetrachloroethylene (Tetrachloroethene)	EPA 8260 B
116.265	032	Toluene	EPA 8260 B
116.265	033	Trichloroethylene (Trichloroethene)	EPA 8260 B
116.265	034	Trichlorofluoromethane	EPA 8260 B
116.265	035	Vinyl Chloride	EPA 8260 B
116.265	036	m+p-Xylene	EPA 8260 B

Subgroup Code	Analyte Code	Analyte	Method
116.265	037	o-Xylene	EPA 8260 B
116.265	038	m-Xylene	EPA 8260 B
116.265	039	p-Xylene	EPA 8260 B
116.265	040	1,1-Dichloroethane	EPA 8260 B
116.265	041	1,1-Dichloroethylene (1,1-Dichloroethene)	EPA 8260 B
116.265	042	1,1,1-Trichloroethane	EPA 8260 B
116.265	043	1,1,1,2-Tetrachloroethane	EPA 8260 B
116.265	044	1,1,2,2-Tetrachloroethane	EPA 8260 B
116.265	045	1,1,2-Trichloroethane	EPA 8260 B
116.265	046	1,2-Dichlorobenzene	EPA 8260 B
116.265	047	1,2-Dichloroethane (Ethylene Dichloride)	EPA 8260 B
116.265	048	1,2-Dibromoethane (EDB)	EPA 8260 B
116.265	049	1,2-Dibromo-3-chloropropane (DBCP)	EPA 8260 B
116.265	050	1,2-Dichloropropane	EPA 8260 B
116.265	051	1,2,3-Trichloropropane (TCP)	EPA 8260 B
116.265	052	1,2,4-Trichlorobenzene	EPA 8260 B
116.265	053	1,3-Dichlorobenzene	EPA 8260 B
116.265	054	1,4-Dichlorobenzene	EPA 8260 B
116.265	055	2-Chloroethyl vinyl Ether	EPA 8260 B
116.265	056	4-Chlorotoluene	EPA 8260 B
116.265	057	4-Methyl-2-pentanone (Methyl Isobutyl Ketone)	EPA 8260 B
116.266	001	Gasoline Range Organics (GRO)	EPA 8260 B

Field of Testing: 117 – Semi-volatile Organic Chemistry of Hazardous Waste

Subgroup Code	Analyte Code	Analyte	Method
117.235	002	Diesel Range Organics (DRO)	EPA 8015 B
117.315	001	Aldrin	EPA 8081 A
117.315	002	alpha-BHC	EPA 8081 A
117.315	003	beta-BHC	EPA 8081 A
117.315	004	delta-BHC	EPA 8081 A
117.315	005	gamma-BHC (Lindane)	EPA 8081 A
117.315	006	Chlordane (total)	EPA 8081 A
117.315	007	trans-Chlordane	EPA 8081 A
117.315	008	4,4'-DDD	EPA 8081 A
117.315	009	4,4'-DDE	EPA 8081 A
117.315	010	4,4'-DDT	EPA 8081 A
117.315	011	Dieldrin	EPA 8081 A
117.315	012	Endosulfan I	EPA 8081 A
117.315	013	Endosulfan II	EPA 8081 A
117.315	014	Endosulfan Sulfate	EPA 8081 A
117.315	015	Endrin	EPA 8081 A
117.315	016	Endrin Aldehyde	EPA 8081 A

Subgroup Code	Analyte Code	Analyte	Method
117.315	017	Endrin Ketone	EPA 8081 A
117.315	018	Heptachlor	EPA 8081 A
117.315	019	Heptachlor Epoxide	EPA 8081 A
117.315	020	Methoxychlor	EPA 8081 A
117.315	021	Toxaphene	EPA 8081 A
117.335	001	Aroclor 1016	EPA 8082
117.335	002	Aroclor 1221	EPA 8082
117.335	003	Aroclor 1232	EPA 8082
117.335	004	Aroclor 1242	EPA 8082
117.335	005	Aroclor 1248	EPA 8082
117.335	006	Aroclor 1254	EPA 8082
117.335	007	Aroclor 1260	EPA 8082
117.435	001	Acenaphthene	EPA 8270 C
117.435	002	Acenaphthylene	EPA 8270 C
117.435	003	Aniline	EPA 8270 C
117.435	004	Anthracene	EPA 8270 C
117.435	005	Benzidine	EPA 8270 C
117.435	006	Benzoic Acid	EPA 8270 C
117.435	007	Benzo(a)anthracene	EPA 8270 C
117.435	008	Benzo(b)fluoranthene	EPA 8270 C
117.435	009	Benzo(k)fluoranthene	EPA 8270 C
117.435	010	Benzo(g,h,i)perylene	EPA 8270 C
117.435	011	Benzo(a)pyrene	EPA 8270 C
117.435	012	Benzyl Alcohol	EPA 8270 C
117.435	013	Bis(2-chloroethoxy) Methane	EPA 8270 C
117.435	014	Bis(2-chloroethyl) Ether	EPA 8270 C
117.435	015	Bis(2-ethylhexyl)phthalate (Di(2-ethylhexyl) phthalate)	EPA 8270 C
117.435	016	Butyl Benzyl Phthalate	EPA 8270 C
117.435	017	Chrysene	EPA 8270 C
117.435	018	Dibenz(a,h)anthracene	EPA 8270 C
117.435	019	Dibenzofuran	EPA 8270 C
117.435	020	Di-n-butyl Phthalate	EPA 8270 C
117.435	021	Diethyl Phthalate	EPA 8270 C
117.435	022	Dimethyl Phthalate	EPA 8270 C
117.435	023	Di-n-octyl Phthalate	EPA 8270 C
117.435	024	Fluoranthene	EPA 8270 C
117.435	025	Fluorene	EPA 8270 C
117.435	026	Naphthalene	EPA 8270 C
117.435	027	Nitrobenzene	EPA 8270 C
117.435	029	Pentachlorophenol	EPA 8270 C
117.435	031	1,2-Dichlorobenzene	EPA 8270 C
117.435	032	1,3-Dichlorobenzene	EPA 8270 C
117.435	033	1,4-Dichlorobenzene	EPA 8270 C
117.435	034	2-Chloronaphthalene	EPA 8270 C
117.435	035	2-Chlorophenol	EPA 8270 C
117.435	036	2,4-Dichlorophenol	EPA 8270 C

Subgroup Code	Analyte Code	Analyte	Method
117.435	037	2,4-Dimethylphenol	EPA 8270 C
117.435	038	2,4-Dinitrophenol	EPA 8270 C
117.435	039	2,4-Dinitrotoluene	EPA 8270 C
117.435	040	2,6-Dichlorophenol	EPA 8270 C
117.435	041	2,6-Dinitrotoluene	EPA 8270 C
117.435	042	2-Nitroaniline	EPA 8270 C
117.435	043	2-Nitrophenol	EPA 8270 C
117.435	044	3-Nitroaniline	EPA 8270 C
117.435	045	3,3'-Dichlorobenzidine	EPA 8270 C
117.435	046	4-Chloroaniline	EPA 8270 C
117.435	047	4-Chloro-3-methylphenol	EPA 8270 C
117.435	048	4-Bromophenyl Phenyl Ether	EPA 8270 C
117.435	049	4-Chlorophenyl Phenyl Ether	EPA 8270 C
117.435	050	4-Nitroaniline	EPA 8270 C
117.435	051	4-Nitrophenol	EPA 8270 C
117.435	088	N-nitrosodimethylamine	EPA 8270 C
117.435	089	N-nitrosodiphenylamine	EPA 8270 C
117.435	090	N-nitroso-di-n-propylamine	EPA 8270 C

Field of Testing: 126 – Microbiological Methods for Ambient Water

Subgroup Code	Analyte Code	Analyte	Method
126.003	001	Total Coliform (Enumeration)	SM 9221 B,C-2006
126.003	002	Fecal Coliform (Enumeration)	SM 9221 C,E-2006
126.003	003	E. coli (Enumeration)	SM 9221 C,F-2006
126.015	001	E. coli (Enumeration)	SM 9223 B-2004 Colilert

Field of Testing: 130 – Shellfish Sanitation

Subgroup Code	Analyte Code	Analyte	Method
130.010	002	Antimony	EPA 6010 B
130.010	003	Arsenic	EPA 6010 B
130.010	004	Barium	EPA 6010 B
130.010	005	Beryllium	EPA 6010 B
130.010	007	Cadmium	EPA 6010 B
130.010	009	Chromium	EPA 6010 B
130.010	010	Cobalt	EPA 6010 B
130.010	011	Copper	EPA 6010 B
130.010	013	Lead	EPA 6010 B
130.010	016	Molybdenum	EPA 6010 B
130.010	017	Nickel	EPA 6010 B
130.010	019	Selenium	EPA 6010 B
130.010	020	Silver	EPA 6010 B
130.010	023	Thallium	EPA 6010 B
130.010	026	Vanadium	EPA 6010 B

Subgroup Code	Analyte Code	Analyte	Method
130.010	027	Zinc	EPA 6010 B

Field of Testing: 131 – Leaching/Extraction, Physical Characteristics in Hazardous Waste (Matrix Aqueous)

Subgroup Code	Analyte Code	Analyte	Method
131.060	001	Ignitability	EPA 1010

Field of Testing: 132 – Volatile Organic Compounds in Hazardous Waste (Matrix Aqueous)

Subgroup Code	Analyte Code	Analyte	Method
132.060	001	Benzene	EPA 8260 B
132.060	002	Bromobenzene	EPA 8260 B
132.060	003	Bromochloromethane	EPA 8260 B
132.060	004	Bromodichloromethane	EPA 8260 B
132.060	005	Bromoform	EPA 8260 B
132.060	006	Bromomethane (Methyl Bromide)	EPA 8260 B
132.060	007	n-Butylbenzene	EPA 8260 B
132.060	008	sec-Butylbenzene	EPA 8260 B
132.060	009	tert-Butylbenzene	EPA 8260 B
132.060	011	Carbon Tetrachloride	EPA 8260 B
132.060	012	Chlorobenzene	EPA 8260 B
132.060	013	Chlorodibromomethane (Dibromochloromethane)	EPA 8260 B
132.060	014	Chloroethane	EPA 8260 B
132.060	015	Chloroform	EPA 8260 B
132.060	016	Chloromethane (Methyl Chloride)	EPA 8260 B
132.060	017	Dibromomethane	EPA 8260 B
132.060	018	Dichlorodifluoromethane (Freon 12)	EPA 8260 B
132.060	019	cis-1,2-Dichloroethylene (cis 1,2 Dichloroethene)	EPA 8260 B
132.060	020	trans-1,2-Dichloroethylene (trans- 1,2 Dichloroethene)	EPA 8260 B
132.060	021	cis-1,3-Dichloropropylene (cis 1,3 Dichloropropene)	EPA 8260 B
132.060	022	trans-1,3-Dichloropropylene (trans-1,3 Dichloropropene)	EPA 8260 B
132.060	023	Ethylbenzene	EPA 8260 B
132.060	024	Hexachlorobutadiene	EPA 8260 B
132.060	025	Methyl tert-butyl Ether (MTBE)	EPA 8260 B
132.060	026	Methylene Chloride (Dichloromethane)	EPA 8260 B
132.060	027	Naphthalene	EPA 8260 B

Subgroup Code	Analyte Code	Analyte	Method
132.060	029	N-propylbenzene	EPA 8260 B
132.060	030	Styrene	EPA 8260 B
132.060	031	Tetrachloroethylene (Tetrachloroethene)	EPA 8260 B
132.060	032	Toluene	EPA 8260 B
132.060	033	Trichloroethylene (Trichloroethene)	EPA 8260 B
132.060	034	Trichlorofluoromethane	EPA 8260 B
132.060	035	Vinyl Chloride	EPA 8260 B
132.060	036	m+p-Xylene	EPA 8260 B
132.060	037	o-Xylene	EPA 8260 B
132.060	038	m-Xylene	EPA 8260 B
132.060	039	p-Xylene	EPA 8260 B
132.060	040	1,1-Dichloroethane	EPA 8260 B
132.060	041	1,1-Dichloroethylene (1,1-Dichloroethene)	EPA 8260 B
132.060	042	1,1,1-Trichloroethane	EPA 8260 B
132.060	043	1,1,1,2-Tetrachloroethane	EPA 8260 B
132.060	044	1,1,2,2-Tetrachloroethane	EPA 8260 B
132.060	045	1,1,2-Trichloroethane	EPA 8260 B
132.060	046	1,2-Dichlorobenzene	EPA 8260 B
132.060	047	1,2-Dichloroethane (Ethylene Dichloride)	EPA 8260 B
132.060	048	1,2-Dibromoethane (EDB)	EPA 8260 B
132.060	049	1,2-Dibromo-3-chloropropane (DBCP)	EPA 8260 B
132.060	050	1,2-Dichloropropane	EPA 8260 B
132.060	051	1,2,3-Trichloropropane (TCP)	EPA 8260 B
132.060	052	1,2,4-Trichlorobenzene	EPA 8260 B
132.060	053	1,3-Dichlorobenzene	EPA 8260 B
132.060	054	1,4-Dichlorobenzene	EPA 8260 B
132.060	055	2-Chloroethyl vinyl Ether	EPA 8260 B
132.060	056	4-Chlorotoluene	EPA 8260 B
132.060	057	4-Methyl-2-pentanone (Methyl Isobutyl Ketone)	EPA 8260 B
132.061	001	Gasoline Range Organics (GRO)	EPA 8260 B

Field of Testing: 133 – Semi-Volatile Organic Chemistry in Hazardous Waste (Matrix Aqueous)

Subgroup Code	Analyte Code	Analyte	Method
133.010	002	Diesel Range Organics (DRO)	EPA 8015 B
133.030	012	Ethanol	EPA 8015 B
133.030	020	Methanol	EPA 8015 B
133.090	001	Aldrin	EPA 8081 A

Subgroup Code	Analyte Code	Analyte	Method
133.090	002	alpha-BHC	EPA 8081 A
133.090	003	beta-BHC	EPA 8081 A
133.090	004	delta-BHC	EPA 8081 A
133.090	005	gamma-BHC (Lindane)	EPA 8081 A
133.090	007	trans-Chlordane	EPA 8081 A
133.090	008	4,4'-DDD	EPA 8081 A
133.090	009	4,4'-DDE	EPA 8081 A
133.090	010	4,4'-DDT	EPA 8081 A
133.090	011	Dieldrin	EPA 8081 A
133.090	012	Endosulfan I	EPA 8081 A
133.090	013	Endosulfan II	EPA 8081 A
133.090	014	Endosulfan Sulfate	EPA 8081 A
133.090	015	Endrin	EPA 8081 A
133.090	016	Endrin Aldehyde	EPA 8081 A
133.090	017	Endrin Ketone	EPA 8081 A
133.090	018	Heptachlor	EPA 8081 A
133.090	019	Heptachlor Epoxide	EPA 8081 A
133.090	020	Methoxychlor	EPA 8081 A
133.090	021	Toxaphene	EPA 8081 A
133.120	001	Aroclor 1016	EPA 8082
133.120	002	Aroclor 1221	EPA 8082
133.120	003	Aroclor 1232	EPA 8082
133.120	004	Aroclor 1242	EPA 8082
133.120	005	Aroclor 1248	EPA 8082
133.120	006	Aroclor 1254	EPA 8082
133.120	007	Aroclor 1260	EPA 8082
133.190	001	Azinphos Methyl	EPA 8141 A
133.190	002	Chlorpyrifos	EPA 8141 A
133.190	003	Demeton-O	EPA 8141 A
133.190	004	Demeton-S	EPA 8141 A
133.190	005	Diazinon	EPA 8141 A
133.190	006	Dichlorvos (DDVP)	EPA 8141 A
133.190	007	Disulfoton	EPA 8141 A
133.190	008	Malathion	EPA 8141 A
133.190	009	Parathion Ethyl	EPA 8141 A
133.190	010	Parathion Methyl	EPA 8141 A
133.190	011	Phorate	EPA 8141 A
133.190	012	Ronnel	EPA 8141 A
133.190	013	Stirophos (Tetrachlorovinphos)	EPA 8141 A
133.230	001	Acenaphthene	EPA 8270 C
133.230	002	Acenaphthylene	EPA 8270 C
133.230	004	Anthracene	EPA 8270 C
133.230	005	Benzidine	EPA 8270 C
133.230	006	Benzoic Acid	EPA 8270 C
133.230	007	Benzo(a)anthracene	EPA 8270 C
133.230	008	Benzo(b)fluoranthene	EPA 8270 C
133.230	009	Benzo(k)fluoranthene	EPA 8270 C

Subgroup Code	Analyte Code	Analyte	Method
133.230	010	Benzo(g,h,i)perylene	EPA 8270 C
133.230	011	Benzo(a)pyrene	EPA 8270 C
133.230	012	Benzyl Alcohol	EPA 8270 C
133.230	013	Bis(2-chloroethoxy) Methane	EPA 8270 C
133.230	014	Bis(2-chloroethyl) Ether	EPA 8270 C
133.230	015	Bis(2-ethylhexyl)phthalate (Di(2-ethylhexyl) phthalate)	EPA 8270 C
133.230	016	Butyl Benzyl Phthalate	EPA 8270 C
133.230	017	Chrysene	EPA 8270 C
133.230	018	Dibenz(a,h)anthracene	EPA 8270 C
133.230	019	Dibenzofuran	EPA 8270 C
133.230	020	Di-n-butyl Phthalate	EPA 8270 C
133.230	021	Diethyl Phthalate	EPA 8270 C
133.230	022	Dimethyl Phthalate	EPA 8270 C
133.230	023	Di-n-octyl Phthalate	EPA 8270 C
133.230	024	Fluoranthene	EPA 8270 C
133.230	025	Fluorene	EPA 8270 C
133.230	026	Naphthalene	EPA 8270 C
133.230	027	Nitrobenzene	EPA 8270 C
133.230	029	Pentachlorophenol	EPA 8270 C
133.230	031	1,2-Dichlorobenzene	EPA 8270 C
133.230	032	1,3-Dichlorobenzene	EPA 8270 C
133.230	033	1,4-Dichlorobenzene	EPA 8270 C
133.230	034	2-Chloronaphthalene	EPA 8270 C
133.230	035	2-Chlorophenol	EPA 8270 C
133.230	036	2,4-Dichlorophenol	EPA 8270 C
133.230	037	2,4-Dimethylphenol	EPA 8270 C
133.230	038	2,4-Dinitrophenol	EPA 8270 C
133.230	039	2,4-Dinitrotoluene	EPA 8270 C
133.230	040	2,6-Dichlorophenol	EPA 8270 C
133.230	041	2,6-Dinitrotoluene	EPA 8270 C
133.230	042	2-Nitroaniline	EPA 8270 C
133.230	043	2-Nitrophenol	EPA 8270 C
133.230	044	3-Nitroaniline	EPA 8270 C
133.230	045	3,3'-Dichlorobenzidine	EPA 8270 C
133.230	046	4-Chloroaniline	EPA 8270 C
133.230	047	4-Chloro-3-methylphenol	EPA 8270 C
133.230	048	4-Bromophenyl Phenyl Ether	EPA 8270 C
133.230	049	4-Chlorophenyl Phenyl Ether	EPA 8270 C
133.230	050	4-Nitroaniline	EPA 8270 C
133.230	051	4-Nitrophenol	EPA 8270 C
133.230	088	N-nitrosodimethylamine	EPA 8270 C
133.230	089	N-nitrosodiphenylamine	EPA 8270 C
133.230	090	N-nitroso-di-n-propylamine	EPA 8270 C
133.320	005	Carbofuran (Furadan)	EPA 8321 A

Subgroup Code	Analyte Code	Analyte	Method
133.320	009	Oxamyl	EPA 8321 A

CALIFORNIA STATE
ENVIRONMENTAL LABORATORY ACCREDITATION PROGRAM
Accredited Fields of Testing

Weck Laboratories, Inc.

14859 East Clark Avenue
City of Industry, CA 91745
Phone: 6263362139

Certificate No. **1132**
Expiration Date **3/31/2022**

Field of Testing: 101 - Microbiology of Drinking Water

101.010	001	Heterotrophic Bacteria	SM 9215 B
101.020	004	Total Coliform (Enumeration)	SM 9221 B,C
101.020	005	Fecal Coliform (Enumeration)	SM 9221 B,E
101.020	006	E. coli (Enumeration)	SM 9221 B,F
101.050	001	Total Coliform P/A	SM 9223 B Colilert
101.050	002	E. coli P/A	SM 9223 B Colilert
101.050	003	Total Coliform (Enumeration)	SM 9223 B Colilert
101.050	004	E. coli (Enumeration)	SM 9223 B Colilert
101.050	005	Total Coliform P/A	SM 9223 B Colilert 18
101.050	006	E. coli P/A	SM 9223 B Colilert 18
101.050	007	Total Coliform (Enumeration)	SM 9223 B Colilert 18
101.050	008	E. coli (Enumeration)	SM 9223 B Colilert 18
101.050	009	Total Coliform P/A	SM 9223 B Colisure
101.050	010	E. coli P/A	SM 9223 B Colisure
101.140	001	Enterococci	SM 9230 B
101.170	001	Enterococci	Enterolert

Field of Testing: 102 - Inorganic Chemistry of Drinking Water

102.020	001	Turbidity	EPA 180.1
102.026	001	Calcium	EPA 200.7
102.026	002	Magnesium	EPA 200.7
102.026	003	Potassium	EPA 200.7
102.026	004	Silica	EPA 200.7
102.026	005	Sodium	EPA 200.7
102.026	006	Hardness (Calculation)	EPA 200.7
102.030	001	Bromide	EPA 300.0
102.030	003	Chloride	EPA 300.0
102.030	005	Fluoride	EPA 300.0
102.030	006	Nitrate (as N)	EPA 300.0
102.030	007	Nitrite (as N)	EPA 300.0
102.030	009	Sulfate (as SO4)	EPA 300.0
102.040	001	Bromide	EPA 300.1
102.040	002	Chlorite	EPA 300.1
102.040	003	Chlorate	EPA 300.1

102.040	004	Bromate	EPA 300.1
102.045	001	Perchlorate	EPA 314.0
102.047	001	Perchlorate	EPA 331.0
102.048	001	Perchlorate	EPA 332.0
102.050	001	Cyanide, Total	EPA 335.4
102.060	001	Nitrate (as N) (Calculation)	EPA 353.2
102.061	001	Nitrite (as N)	EPA 353.2
102.070	001	Phosphate,Ortho (as P)	EPA 365.1
102.086	001	Dissolved Organic Carbon (DOC)	EPA 415.3 Revision 1.2
102.086	002	Specific UV Absorbance SUVA	EPA 415.3 Revision 1.2
102.086	003	Organic Carbon-Total (TOC)	EPA 415.3 Revision 1.2
102.086	004	UV254	EPA 415.3 Revision 1.2
102.090	001	Bromate	EPA 557
102.100	001	Alkalinity	SM 2320 B-1997
102.130	001	Specific Conductance	SM 2510 B-1997
102.140	001	Residue, Filterable TDS	SM 2540 C-1997
102.175	001	Chlorine, Free	SM 4500-Cl G-2000
102.175	002	Chlorine, Total Residual	SM 4500-Cl G-2000
102.180	001	Chlorine Dioxide	SM 4500-ClO2 D-2000
102.203	001	Hydrogen Ion (pH)	SM 4500-H+ B-2000
102.260	001	Organic Carbon-Total (TOC)	SM 5310 B-2000
102.261	001	Dissolved Organic Carbon (DOC)	SM 5310 B-2000
102.270	001	Surfactants	SM 5540 C-2000
102.280	001	UV254	SM 5910 B-2011
102.570	001	Cyanide, Free	OIA-1677, DW

Field of Testing: 103 - Toxic Chemical Elements of Drinking Water

103.130	001	Aluminum	EPA 200.7
103.130	003	Barium	EPA 200.7
103.130	007	Chromium	EPA 200.7
103.130	008	Copper	EPA 200.7
103.130	009	Iron	EPA 200.7
103.130	011	Manganese	EPA 200.7
103.130	012	Nickel	EPA 200.7
103.130	015	Silver	EPA 200.7
103.130	017	Zinc	EPA 200.7
103.130	018	Boron	EPA 200.7
103.140	001	Aluminum	EPA 200.8
103.140	002	Antimony	EPA 200.8
103.140	003	Arsenic	EPA 200.8
103.140	004	Barium	EPA 200.8
103.140	005	Beryllium	EPA 200.8
103.140	006	Cadmium	EPA 200.8

103.140	007	Chromium	EPA 200.8
103.140	008	Copper	EPA 200.8
103.140	009	Lead	EPA 200.8
103.140	010	Manganese	EPA 200.8
103.140	011	Mercury	EPA 200.8
103.140	012	Nickel	EPA 200.8
103.140	013	Selenium	EPA 200.8
103.140	014	Silver	EPA 200.8
103.140	015	Thallium	EPA 200.8
103.140	016	Zinc	EPA 200.8
103.140	017	Boron	EPA 200.8
103.140	018	Vanadium	EPA 200.8
103.140	019	Strontium	EPA 200.8
103.160	001	Mercury	EPA 245.1
103.310	001	Chromium (VI)	EPA 218.6
103.311	001	Chromium (VI)	EPA 218.7

Field of Testing: 104 - Volatile Organic Chemistry of Drinking Water

104.030	001	1,2-Dibromoethane (EDB, Ethylene Dibromide)	EPA 504.1
104.030	002	1,2-Dibromo-3-chloropropane (DBCP)	EPA 504.1
104.035	001	1,2,3-Trichloropropane (TCP)	SRL 524M-TCP
104.040	000	Volatile Organic Compounds	EPA 524.2
104.040	001	Benzene	EPA 524.2
104.040	007	n-Butylbenzene	EPA 524.2
104.040	008	sec-Butylbenzene	EPA 524.2
104.040	009	tert-Butylbenzene	EPA 524.2
104.040	010	Carbon Tetrachloride	EPA 524.2
104.040	011	Chlorobenzene	EPA 524.2
104.040	015	2-Chlorotoluene	EPA 524.2
104.040	016	4-Chlorotoluene	EPA 524.2
104.040	019	1,3-Dichlorobenzene	EPA 524.2
104.040	020	1,2-Dichlorobenzene	EPA 524.2
104.040	021	1,4-Dichlorobenzene	EPA 524.2
104.040	022	Dichlorodifluoromethane	EPA 524.2
104.040	023	1,1-Dichloroethane	EPA 524.2
104.040	024	1,2-Dichloroethane	EPA 524.2
104.040	025	1,1-Dichloroethylene (1,1-Dichloroethene)	EPA 524.2
104.040	026	cis-1,2-Dichloroethylene (cis 1,2 Dichloroethene)	EPA 524.2
104.040	027	trans-1,2-Dichloroethylene (trans- 1,2 Dichloroethene)	EPA 524.2
104.040	028	Dichloromethane (Methylene Chloride)	EPA 524.2
104.040	029	1,2-Dichloropropane	EPA 524.2
104.040	033	cis-1,3-Dichloropropylene (cis 1,3 Dichloropropene)	EPA 524.2
104.040	034	trans-1,3-Dichloropropylene (trans-1,3 Dichloroprope	EPA 524.2

104.040	035	Ethylbenzene	EPA 524.2
104.040	037	Isopropylbenzene	EPA 524.2
104.040	039	Naphthalene	EPA 524.2
104.040	041	N-propylbenzene	EPA 524.2
104.040	042	Styrene	EPA 524.2
104.040	043	1,1,1,2-Tetrachloroethane	EPA 524.2
104.040	044	1,1,2,2-Tetrachloroethane	EPA 524.2
104.040	045	Tetrachloroethylene (Tetrachloroethene)	EPA 524.2
104.040	046	Toluene	EPA 524.2
104.040	047	1,2,3-Trichlorobenzene	EPA 524.2
104.040	048	1,2,4-Trichlorobenzene	EPA 524.2
104.040	049	1,1,1-Trichloroethane	EPA 524.2
104.040	050	1,1,2-Trichloroethane	EPA 524.2
104.040	051	Trichloroethylene (Trichloroethene)	EPA 524.2
104.040	052	Trichlorofluoromethane	EPA 524.2
104.040	054	1,2,4-Trimethylbenzene	EPA 524.2
104.040	055	1,3,5-Trimethylbenzene	EPA 524.2
104.040	056	Vinyl Chloride	EPA 524.2
104.040	057	Xylenes, Total	EPA 524.2
104.040	061	Carbon Disulfide	EPA 524.2
104.040	062	Methyl Isobutyl Ketone (4-Methyl-2-Pentanone)	EPA 524.2
104.045	000	Trihalomethanes, Total	EPA 524.2
104.045	001	Bromodichloromethane	EPA 524.2
104.045	002	Bromoform	EPA 524.2
104.045	003	Chloroform	EPA 524.2
104.045	004	Dibromochloromethane (Chlorodibromomethane)	EPA 524.2
104.050	000	Gasoline Additives	EPA 524.2
104.050	002	Methyl tert-butyl Ether (MTBE)	EPA 524.2
104.050	003	tert-Amyl Methyl Ether (TAME)	EPA 524.2
104.050	004	Ethyl tert-butyl Ether (ETBE)	EPA 524.2
104.050	005	Trichlorotrifluoroethane	EPA 524.2
104.050	006	tert-Butyl Alcohol (TBA)	EPA 524.2
104.055	022	1,2-Dibromo-3-chloropropane (DBCP)	EPA 524.3
104.055	023	1,2-Dibromoethane (EDB, Ethylene Dibromide)	EPA 524.3
104.058	000	Volatile Organic Compounds	EPA 524.4
104.058	001	Benzene	EPA 524.4
104.058	002	Carbon Tetrachloride	EPA 524.4
104.058	003	Chlorobenzene	EPA 524.4
104.058	004	1,2-Dichlorobenzene	EPA 524.4
104.058	005	1,4-Dichlorobenzene	EPA 524.4
104.058	006	1,2-Dichloroethane	EPA 524.4
104.058	007	cis-1,2-Dichloroethylene (cis 1,2 Dichloroethene)	EPA 524.4

104.058	008	trans-1,2-Dichloroethylene (trans- 1,2 Dichloroethene)	EPA 524.4
104.058	009	Dichloromethane (Methylene Chloride)	EPA 524.4
104.058	010	1,2-Dichloropropane	EPA 524.4
104.058	011	Ethylbenzene	EPA 524.4
104.058	012	Styrene	EPA 524.4
104.058	013	Tetrachloroethylene (Tetrachloroethene)	EPA 524.4
104.058	014	1,1,1-Trichloroethane	EPA 524.4
104.058	015	Trichloroethylene (Trichloroethene)	EPA 524.4
104.058	016	Toluene	EPA 524.4
104.058	017	1,2,4-Trichlorobenzene	EPA 524.4
104.058	018	1,1-Dichloroethylene (1,1-Dichloroethene)	EPA 524.4
104.058	019	1,1,2-Trichloroethane	EPA 524.4
104.058	020	Vinyl Chloride	EPA 524.4
104.058	021	Xylenes, Total	EPA 524.4
104.059	000	Trihalomethanes, Total	EPA 524.4
104.059	001	Bromodichloromethane	EPA 524.4
104.059	002	Bromoform	EPA 524.4
104.059	003	Chloroform	EPA 524.4
104.059	004	Dibromochloromethane (Chlorodibromomethane)	EPA 524.4
104.061	000	Gasoline Additives	EPA 524.4
104.061	001	Di-isopropyl Ether (DIPE)	EPA 524.4
104.061	003	tert-Amyl Methyl Ether (TAME)	EPA 524.4
104.061	004	Ethyl tert-butyl Ether (ETBE)	EPA 524.4
104.061	005	Trichlorofluoromethane (Freon 11)	EPA 524.4
104.061	006	tert-Butyl Alcohol (TBA)	EPA 524.4
104.061	007	Trichlorotrifluoroethane (Freon 113)	EPA 524.4

Field of Testing: 105 - Semi-volatile Organic Chemistry of Drinking Water

105.035	000	Organochlorine Pesticides and PCBs	EPA 508
105.035	001	Aldrin	EPA 508
105.035	005	Endrin	EPA 508
105.035	007	Heptachlor	EPA 508
105.035	008	Heptachlor Epoxide	EPA 508
105.035	009	Hexachlorobenzene	EPA 508
105.035	010	Lindane (HCH-gamma)	EPA 508
105.035	011	Methoxychlor	EPA 508
105.035	012	Propachlor	EPA 508
105.035	013	Chlordane	EPA 508
105.035	014	Toxaphene	EPA 508
105.035	015	PCBs as Aroclors	EPA 508
105.035	016	Aroclor 1016	EPA 508
105.035	017	Aroclor 1221	EPA 508
105.035	018	Aroclor 1232	EPA 508

105.035	019	Aroclor 1242	EPA 508
105.035	020	Aroclor 1248	EPA 508
105.035	021	Aroclor 1254	EPA 508
105.035	022	Aroclor 1260	EPA 508
105.050	000	Organochlorine Pesticides	EPA 508.1
105.050	005	Chlordane (total)	EPA 508.1
105.050	010	Endrin	EPA 508.1
105.050	011	Heptachlor	EPA 508.1
105.050	012	Heptachlor Epoxide	EPA 508.1
105.050	013	Hexachlorobenzene	EPA 508.1
105.050	014	Hexachlorocyclopentadiene	EPA 508.1
105.050	015	Lindane (HCH-gamma)	EPA 508.1
105.050	016	Methoxychlor	EPA 508.1
105.050	019	Propachlor	EPA 508.1
105.050	021	PCB-1016	EPA 508.1
105.050	022	PCB-1221	EPA 508.1
105.050	023	PCB-1232	EPA 508.1
105.050	024	PCB-1242	EPA 508.1
105.050	025	PCB-1248	EPA 508.1
105.050	026	PCB-1254	EPA 508.1
105.050	027	PCB-1260	EPA 508.1
105.050	028	PCBs as Aroclors	EPA 508.1
105.050	029	Toxaphene	EPA 508.1
105.083	000	Chlorinated Acids	EPA 515.4
105.083	001	2,4-D	EPA 515.4
105.083	002	Dinoseb	EPA 515.4
105.083	003	Pentachlorophenol	EPA 515.4
105.083	004	Picloram	EPA 515.4
105.083	005	2,4,5-TP (Silvex)	EPA 515.4
105.083	006	Dalapon	EPA 515.4
105.083	007	Bentazon	EPA 515.4
105.083	008	Dicamba	EPA 515.4
105.090	000	Semi-volatile Organic Compounds	EPA 525.2
105.090	001	Alachlor	EPA 525.2
105.090	003	Atrazine	EPA 525.2
105.090	004	Benzo(a)pyrene	EPA 525.2
105.090	005	Butachlor	EPA 525.2
105.090	007	Dieldrin	EPA 525.2
105.090	008	Di(2-ethylhexyl) Adipate	EPA 525.2
105.090	009	Di(2-ethylhexyl) Phthalate	EPA 525.2
105.090	013	Endrin	EPA 525.2
105.090	014	Heptachlor	EPA 525.2

105.090	015	Heptachlor Epoxide	EPA 525.2
105.090	016	Hexachlorobenzene	EPA 525.2
105.090	017	Hexachlorocyclopentadiene	EPA 525.2
105.090	018	Lindane (HCH-gamma)	EPA 525.2
105.090	019	Methoxychlor	EPA 525.2
105.090	022	Molinate	EPA 525.2
105.090	023	Pentachlorophenol	EPA 525.2
105.090	025	Simazine	EPA 525.2
105.090	028	Thiobencarb	EPA 525.2
105.101	000	Carbamates	EPA 531.2
105.101	001	Carbofuran	EPA 531.2
105.101	002	Oxamyl	EPA 531.2
105.101	003	Aldicarb	EPA 531.2
105.101	004	Aldicarb Sulfone	EPA 531.2
105.101	005	Aldicarb Sulfoxide	EPA 531.2
105.101	006	Carbaryl	EPA 531.2
105.101	007	3-Hydroxycarbofuran	EPA 531.2
105.101	008	Methomyl	EPA 531.2
105.106	000	Per- and Polyfluorinated Alkyl Substances (PFAS)	EPA 537.1
105.120	001	Glyphosate	EPA 547
105.140	001	Endothall	EPA 548.1
105.150	001	Diquat	EPA 549.2
105.170	031	Disinfection Byproducts	EPA 551.1
105.201	001	Haloacetic Acids (HAA5)	EPA 552.3
105.210	002	2,4-D	EPA 555
105.210	004	Dinoseb	EPA 555
105.210	005	Pentachlorophenol	EPA 555
105.210	006	Picloram	EPA 555
105.210	007	2,4,5-TP (Silvex)	EPA 555
105.210	008	Bentazon	EPA 555
105.215	001	Haloacetic Acids (HAA5)	EPA 557
105.215	002	Dalapon	EPA 557
105.230	002	2,3,7,8-Tetrachlorodibenzo-p-dioxin (TCDD) Screenin	EPA 1613 B

Field of Testing: 106 - Radionuclides in Drinking Water

106.010	001	Gross Alpha	EPA 900.0
106.010	002	Gross Beta	EPA 900.0
106.092	001	Uranium	EPA 200.8
106.270	001	Gross Alpha	SM 7110 C
106.610	001	Radon-222	SM 7500-Rn

Field of Testing: 107 - Microbiological Methods for Non-Potable Water and Sewage Sludge

107.001	001	Total Coliform (Enumeration)	SM 9221 B,C-2006
107.001	002	Fecal Coliform (Enumeration)	SM 9221 C,E-2006

107.001	003	E. coli (Enumeration)	SM 9221 C,F-2006
107.007	002	Fecal Streptococci	SM 9230 B-2007
107.013	001	E. coli (Enumeration)	Colilert
107.015	001	E. coli (Enumeration)	Colilert 18
107.015	002	Fecal Coliform (Enumeration)	Colilert 18
107.017	001	Enterococci	Enterolert

Field of Testing: 108 - Inorganic Constituents in Non-Potable Water

108.007	001	Residue, Volatile	EPA 160.4 (1971)
108.009	001	Turbidity	EPA 180.1 (1993 Rev. 2.0)
108.013	001	Calcium	EPA 200.7 (1994 Rev. 4.4)
108.013	002	Magnesium	EPA 200.7 (1994 Rev. 4.4)
108.013	003	Phosphorus,Total	EPA 200.7 (1994 Rev. 4.4)
108.013	004	Potassium	EPA 200.7 (1994 Rev. 4.4)
108.013	005	Silica, Dissolved	EPA 200.7 (1994 Rev. 4.4)
108.013	006	Sodium	EPA 200.7 (1994 Rev. 4.4)
108.015	001	Calcium	EPA 200.8 (1994 Rev. 5.4)
108.015	002	Magnesium	EPA 200.8 (1994 Rev. 5.4)
108.015	003	Potassium	EPA 200.8 (1994 Rev. 5.4)
108.015	005	Sodium	EPA 200.8 (1994 Rev. 5.4)
108.017	001	Bromide	EPA 300.0 (1993 Rev. 2.1)
108.017	002	Chloride	EPA 300.0 (1993 Rev. 2.1)
108.017	003	Fluoride	EPA 300.0 (1993 Rev. 2.1)
108.017	004	Nitrate (as N)	EPA 300.0 (1993 Rev. 2.1)
108.017	005	Nitrate-Nitrite (as N)	EPA 300.0 (1993 Rev. 2.1)
108.017	006	Nitrite (as N)	EPA 300.0 (1993 Rev. 2.1)
108.017	008	Sulfate (as SO4)	EPA 300.0 (1993 Rev. 2.1)
108.019	001	Bromide	EPA 300.1 (1997 Rev.1.0)
108.023	001	Cyanide, Total	EPA 335.4 (1993 Rev. 1.0)
108.025	001	Ammonia (as N)	EPA 350.1 (1993 Rev. 2.0)
108.029	001	Kjeldahl Nitrogen,Total (as N)	EPA 351.2 (1993 Rev. 2.0)
108.033	001	Nitrate-Nitrite (as N)	EPA 353.2 (1993 Rev. 2.0)
108.033	002	Nitrite (as N)	EPA 353.2 (1993 Rev. 2.0)
108.035	001	Phosphate,Ortho (as P)	EPA 365.1 (1993 Rev. 2.0)
108.035	002	Phosphorus,Total	EPA 365.1 (1993 Rev. 2.0)
108.037	001	Phosphate,Ortho (as P)	EPA 365.3 (1978)
108.037	002	Phosphorus,Total	EPA 365.3 (1978)
108.045	001	Chemical Oxygen Demand	EPA 410.4 (1993 Rev. 2.0)
108.049	001	Phenols, Total	EPA 420.4 (1993 Rev. 2.0)
108.053	002	Oil & Grease Total	EPA 1664 B
108.055	001	Color	SM 2120 B-2011
108.063	001	Alkalinity	SM 2320 B-2011
108.069	001	Specific Conductance	SM 2510 B-2011

108.071	001	Residue, Total	SM 2540 B-2011
108.073	001	Residue, Filterable TDS	SM 2540 C-2011
108.075	001	Residue, Non-filterable TSS	SM 2540 D-2011
108.077	001	Residue, Volatile	SM 2540 E-2011
108.079	001	Residue, Settleable	SM 2540 F-2011
108.080	001	Temperature	SM 2550 B-2010
108.114	001	Chlorine, Total Residual	SM 4500-Cl G-2011
108.114	002	Chlorine, Free	SM 4500-Cl G-2011
108.129	001	Cyanide, Available	SM 4500-CN G-2011
108.137	001	Hydrogen Ion (pH)	SM 4500-H+ B-2011
108.173	001	Oxygen, Dissolved	SM 4500-O G-2011
108.189	001	Sulfite (as SO3)	SM 4500-SO3 B-2011
108.201	001	Sulfide (as S)	SM 4500-S D-2011
108.207	001	Biochemical Oxygen Demand	SM 5210 B-2011
108.207	002	Carbonaceous BOD	SM 5210 B-2011
108.215	001	Organic Carbon-Total (TOC)	SM 5310 B-2011
108.225	001	Surfactants	SM 5540 C-2011
108.321	001	Cyanide, Total	ASTM D7511-12
108.339	001	Cyanide, Available	OIA-1677-09

Field of Testing: 109 - Metals and Trace Elements in Non-Potable Water

109.623	001	Aluminum	EPA 200.7 (1994 Rev. 4.4)
109.623	002	Antimony	EPA 200.7 (1994 Rev. 4.4)
109.623	003	Arsenic	EPA 200.7 (1994 Rev. 4.4)
109.623	004	Barium	EPA 200.7 (1994 Rev. 4.4)
109.623	005	Beryllium	EPA 200.7 (1994 Rev. 4.4)
109.623	006	Boron	EPA 200.7 (1994 Rev. 4.4)
109.623	007	Cadmium	EPA 200.7 (1994 Rev. 4.4)
109.623	008	Chromium	EPA 200.7 (1994 Rev. 4.4)
109.623	009	Cobalt	EPA 200.7 (1994 Rev. 4.4)
109.623	010	Copper	EPA 200.7 (1994 Rev. 4.4)
109.623	011	Iron	EPA 200.7 (1994 Rev. 4.4)
109.623	012	Lead	EPA 200.7 (1994 Rev. 4.4)
109.623	013	Manganese	EPA 200.7 (1994 Rev. 4.4)
109.623	014	Molybdenum	EPA 200.7 (1994 Rev. 4.4)
109.623	015	Nickel	EPA 200.7 (1994 Rev. 4.4)
109.623	016	Selenium	EPA 200.7 (1994 Rev. 4.4)
109.623	017	Silver	EPA 200.7 (1994 Rev. 4.4)
109.623	018	Thallium	EPA 200.7 (1994 Rev. 4.4)
109.623	019	Tin	EPA 200.7 (1994 Rev. 4.4)
109.623	020	Titanium	EPA 200.7 (1994 Rev. 4.4)
109.623	021	Vanadium	EPA 200.7 (1994 Rev. 4.4)
109.623	022	Zinc	EPA 200.7 (1994 Rev. 4.4)

109.625	001	Aluminum	EPA 200.8 (1994 Rev. 5.4)
109.625	002	Antimony	EPA 200.8 (1994 Rev. 5.4)
109.625	003	Arsenic	EPA 200.8 (1994 Rev. 5.4)
109.625	004	Barium	EPA 200.8 (1994 Rev. 5.4)
109.625	005	Beryllium	EPA 200.8 (1994 Rev. 5.4)
109.625	006	Boron	EPA 200.8 (1994 Rev. 5.4)
109.625	007	Cadmium	EPA 200.8 (1994 Rev. 5.4)
109.625	008	Chromium	EPA 200.8 (1994 Rev. 5.4)
109.625	009	Cobalt	EPA 200.8 (1994 Rev. 5.4)
109.625	010	Copper	EPA 200.8 (1994 Rev. 5.4)
109.625	012	Iron	EPA 200.8 (1994 Rev. 5.4)
109.625	013	Lead	EPA 200.8 (1994 Rev. 5.4)
109.625	014	Manganese	EPA 200.8 (1994 Rev. 5.4)
109.625	015	Molybdenum	EPA 200.8 (1994 Rev. 5.4)
109.625	016	Nickel	EPA 200.8 (1994 Rev. 5.4)
109.625	017	Selenium	EPA 200.8 (1994 Rev. 5.4)
109.625	018	Silver	EPA 200.8 (1994 Rev. 5.4)
109.625	019	Thallium	EPA 200.8 (1994 Rev. 5.4)
109.625	020	Tin	EPA 200.8 (1994 Rev. 5.4)
109.625	021	Titanium	EPA 200.8 (1994 Rev. 5.4)
109.625	022	Vanadium	EPA 200.8 (1994 Rev. 5.4)
109.625	023	Zinc	EPA 200.8 (1994 Rev. 5.4)
109.629	001	Chromium (VI)	EPA 218.6 (1994 Rev. 3.3)
109.635	001	Mercury	EPA 245.1 (1994 Rev. 3.0)
109.657	001	Mercury	EPA 1631 E (2002)

Field of Testing: 110 - Volatile Organic Constituents in Non-Potable Water

110.040	001	Acetone	EPA 624.1
110.040	002	Acetonitrile	EPA 624.1
110.040	003	Acrolein	EPA 624.1
110.040	004	Acrylonitrile	EPA 624.1
110.040	005	Benzene	EPA 624.1
110.040	006	Bromodichloromethane	EPA 624.1
110.040	007	Bromoform	EPA 624.1
110.040	008	Bromomethane (Methyl Bromide)	EPA 624.1
110.040	009	tert-Butyl Alcohol (TBA)	EPA 624.1
110.040	010	Carbon Tetrachloride	EPA 624.1
110.040	011	Chlorobenzene	EPA 624.1
110.040	012	Chloroethane	EPA 624.1
110.040	013	2-Chloroethylvinyl Ether	EPA 624.1
110.040	014	Chloroform	EPA 624.1
110.040	015	Chloromethane (Methyl Chloride)	EPA 624.1
110.040	016	Dibromochloromethane (Chlorodibromomethane)	EPA 624.1

110.040	017	1,2-Dichlorobenzene	EPA 624.1
110.040	018	1,3-Dichlorobenzene	EPA 624.1
110.040	019	1,4-Dichlorobenzene	EPA 624.1
110.040	020	1,1-Dichloroethane	EPA 624.1
110.040	021	1,2-Dichloroethane	EPA 624.1
110.040	022	1,1-Dichloroethylene (1,1-Dichloroethene)	EPA 624.1
110.040	023	trans-1,2-Dichloroethylene (trans- 1,2 Dichloroethene)	EPA 624.1
110.040	024	1,2-Dichloropropane	EPA 624.1
110.040	025	cis-1,3-Dichloropropylene (cis 1,3 Dichloropropene)	EPA 624.1
110.040	026	trans-1,3-Dichloropropylene (trans-1,3 Dichloroprope	EPA 624.1
110.040	029	Ethylbenzene	EPA 624.1
110.040	031	Methylene Chloride (Dichloromethane)	EPA 624.1
110.040	032	4-Methyl-2-pentanone (MIBK)	EPA 624.1
110.040	034	1,1,2,2-Tetrachloroethane	EPA 624.1
110.040	035	Tetrachloroethylene (Tetrachloroethene)	EPA 624.1
110.040	037	Toluene	EPA 624.1
110.040	038	1,1,1-Trichloroethane	EPA 624.1
110.040	039	1,1,2-Trichloroethane	EPA 624.1
110.040	040	Trichloroethylene (Trichloroethene)	EPA 624.1
110.040	041	Vinyl Chloride	EPA 624.1
110.040	042	m-Xylene	EPA 624.1
110.040	043	o-Xylene	EPA 624.1
110.040	044	p-Xylene	EPA 624.1
110.040	045	Trichlorofluoromethane	EPA 624.1
110.070	002	n-Amyl Acetate	EPA 1666
110.070	004	n-Butyl Acetate	EPA 1666
110.070	005	tert-Butyl Alcohol (TBA)	EPA 1666
110.070	006	Diethylamine	EPA 1666
110.070	007	Dimethyl Sulfoxide	EPA 1666
110.070	009	Ethyl Acetate	EPA 1666
110.070	010	n-Heptane	EPA 1666
110.070	011	n-Hexane	EPA 1666
110.070	012	Isobutyraldehyde	EPA 1666
110.070	013	Isopropyl Acetate	EPA 1666
110.070	014	Isopropyl Alcohol (Isopropanol)	EPA 1666
110.070	015	Isopropyl Ether (DIPE)	EPA 1666
110.070	017	2-Methoxyethanol	EPA 1666
110.070	018	Methyl Formate	EPA 1666
110.070	019	4-Methyl-2-pentanone (MIBK)	EPA 1666
110.070	021	Tetrahydrofuran	EPA 1666
110.070	022	Triethylamine	EPA 1666
110.070	023	m-Xylene	EPA 1666

110.070	024	o-Xylene	EPA 1666
110.070	025	p-Xylene	EPA 1666

Field of Testing: 111 - Semi-volatile Organic Constituents in Non-Potable Water

111.055	001	Aldrin	EPA 608.3
111.055	002	alpha-BHC	EPA 608.3
111.055	003	beta-BHC	EPA 608.3
111.055	004	delta-BHC	EPA 608.3
111.055	005	gamma-BHC (Lindane)	EPA 608.3
111.055	006	Chlordane	EPA 608.3
111.055	007	4,4'-DDD	EPA 608.3
111.055	008	4,4'-DDE	EPA 608.3
111.055	009	4,4'-DDT	EPA 608.3
111.055	010	Dieldrin	EPA 608.3
111.055	011	Endosulfan I	EPA 608.3
111.055	012	Endosulfan II	EPA 608.3
111.055	013	Endosulfan Sulfate	EPA 608.3
111.055	014	Endrin	EPA 608.3
111.055	015	Endrin Aldehyde	EPA 608.3
111.055	016	Heptachlor	EPA 608.3
111.055	017	Heptachlor Epoxide	EPA 608.3
111.055	019	PCB-1016	EPA 608.3
111.055	020	PCB-1221	EPA 608.3
111.055	021	PCB-1232	EPA 608.3
111.055	022	PCB-1242	EPA 608.3
111.055	023	PCB-1248	EPA 608.3
111.055	024	PCB-1254	EPA 608.3
111.055	025	PCB-1260	EPA 608.3
111.055	046	Methoxychlor	EPA 608.3
111.055	050	Pentachloronitrobenzene (PCNB)	EPA 608.3
111.055	060	Toxaphene	EPA 608.3
111.160	001	Acenaphthene	EPA 625.1
111.160	002	Acenaphthylene	EPA 625.1
111.160	003	Anthracene	EPA 625.1
111.160	004	Benzidine	EPA 625.1
111.160	005	Benzo(a)anthracene	EPA 625.1
111.160	006	Benzo(a)pyrene	EPA 625.1
111.160	007	Benzo(b)fluoranthene	EPA 625.1
111.160	008	Benzo(g,h,i)perylene	EPA 625.1
111.160	009	Benzo(k)fluoranthene	EPA 625.1
111.160	010	Bis(2-chloroethoxy) Methane	EPA 625.1
111.160	011	Bis(2-chloroethyl) Ether	EPA 625.1
111.160	012	Bis(2-chloroisopropyl) Ether	EPA 625.1

111.160	013	Bis(2-ethylhexyl)phthalate	EPA 625.1
111.160	014	4-Bromophenyl Phenyl Ether	EPA 625.1
111.160	015	Butyl Benzyl Phthalate	EPA 625.1
111.160	016	2-Chloronaphthalene	EPA 625.1
111.160	017	4-Chlorophenyl Phenyl Ether	EPA 625.1
111.160	018	Chrysene	EPA 625.1
111.160	019	Dibenz(a,h)anthracene	EPA 625.1
111.160	020	3,3'-Dichlorobenzidine	EPA 625.1
111.160	021	Diethyl Phthalate	EPA 625.1
111.160	022	Dimethyl Phthalate	EPA 625.1
111.160	023	Di-n-butyl Phthalate	EPA 625.1
111.160	024	2,4-Dinitrotoluene	EPA 625.1
111.160	025	2,6-Dinitrotoluene	EPA 625.1
111.160	026	Di-n-octyl Phthalate	EPA 625.1
111.160	027	Fluoranthene	EPA 625.1
111.160	028	Fluorene	EPA 625.1
111.160	029	Hexachlorobenzene	EPA 625.1
111.160	030	Hexachlorobutadiene	EPA 625.1
111.160	031	Hexachloroethane	EPA 625.1
111.160	032	Indeno(1,2,3-c,d)pyrene	EPA 625.1
111.160	033	Isophorone	EPA 625.1
111.160	034	Naphthalene	EPA 625.1
111.160	035	Nitrobenzene	EPA 625.1
111.160	036	N-nitrosodi-n-propylamine	EPA 625.1
111.160	037	Phenanthrene	EPA 625.1
111.160	038	Pyrene	EPA 625.1
111.160	039	1,2,4-Trichlorobenzene	EPA 625.1
111.160	040	4-Chloro-3-methylphenol	EPA 625.1
111.160	041	2-Chlorophenol	EPA 625.1
111.160	042	2,4-Dichlorophenol	EPA 625.1
111.160	043	2,4-Dimethylphenol	EPA 625.1
111.160	044	2,4-Dinitrophenol	EPA 625.1
111.160	045	2-Methyl-4,6-dinitrophenol	EPA 625.1
111.160	046	2-Nitrophenol	EPA 625.1
111.160	047	4-Nitrophenol	EPA 625.1
111.160	048	Pentachlorophenol	EPA 625.1
111.160	049	Phenol	EPA 625.1
111.160	050	2,4,6-Trichlorophenol	EPA 625.1
111.210	006	Diuron	EPA 632
111.260	041	N-nitrosodimethylamine	EPA 1625 B
111.260	042	N-nitrosodi-n-propylamine	EPA 1625 B
111.260	043	N-nitrosodiphenylamine	EPA 1625 B

111.345	001	N-Ethylperfluorooctane Sulfonamido Acetic Acid (NEt	DoD QSM Version 5.1 (or newer)
111.345	002	4:2 Fluorotelomer Sulfonic Acid (4:2 FTS)	DoD QSM Version 5.1 (or newer)
111.345	003	6:2 Fluorotelomer Sulfonic Acid (6:2 FTS)	DoD QSM Version 5.1 (or newer)
111.345	004	8:2 Fluorotelomer Sulfonic Acid (8:2 FTS)	DoD QSM Version 5.1 (or newer)
111.345	005	N-Methylperfluorooctane Sulfonamido Acetic Acid (N	DoD QSM Version 5.1 (or newer)
111.345	006	Perfluorobutanoic Acid (PFBA)	DoD QSM Version 5.1 (or newer)
111.345	007	Perfluorobutane Sulfonic Acid (PFBS)	DoD QSM Version 5.1 (or newer)
111.345	008	Perfluorodecanoic Acid (PFDA)	DoD QSM Version 5.1 (or newer)
111.345	009	Perfluorododecanoic Acid (PFDoA)	DoD QSM Version 5.1 (or newer)
111.345	010	Perfluorodecane Sulfonic Acid (PFDS)	DoD QSM Version 5.1 (or newer)
111.345	011	Perfluoroheptanoic Acid (PFHpA)	DoD QSM Version 5.1 (or newer)
111.345	012	Perfluoroheptane Sulfonic Acid (PFHpS)	DoD QSM Version 5.1 (or newer)
111.345	013	Perfluorohexane Sulfonic Acid (PFHxS)	DoD QSM Version 5.1 (or newer)
111.345	014	Perfluorohexanoic Acid (PFHxA)	DoD QSM Version 5.1 (or newer)
111.345	015	Perfluorononanoic Acid (PFNA)	DoD QSM Version 5.1 (or newer)
111.345	016	Perfluorooctanoic Acid (PFOA)	DoD QSM Version 5.1 (or newer)
111.345	017	Perfluorooctane Sulfonic Acid (PFOS)	DoD QSM Version 5.1 (or newer)
111.345	018	Perfluorooctane Sulfonamide (PFOSAm)	DoD QSM Version 5.1 (or newer)
111.345	019	Perfluoropentanoic Acid (PFPeA)	DoD QSM Version 5.1 (or newer)
111.345	020	Perfluoropentane Sulfonic Acid (PFPeS)	DoD QSM Version 5.1 (or newer)
111.345	021	Perfluorotetradecanoic Acid (PFTA)	DoD QSM Version 5.1 (or newer)
111.345	022	Perfluorotridecanoic Acid (PFTrDA)	DoD QSM Version 5.1 (or newer)
111.345	023	Perfluoroundecanoic Acid (PFUnDA)	DoD QSM Version 5.1 (or newer)
111.345	024	11-Chloroeicosafluoro-3-oxaundecane-1-sulfonic acid	DoD QSM Version 5.1 (or newer)
111.345	025	9-Chlorohexadecafluoro-3-oxanonane-1-sulfonic acid	DoD QSM Version 5.1 (or newer)
111.345	026	4,8-Dioxa-3H-perfluorononanoic acid (ADONA)	DoD QSM Version 5.1 (or newer)
111.345	027	N-Ethylperfluorooctane Sulfonamide (EtFOSAm)	DoD QSM Version 5.1 (or newer)
111.345	028	N-Ethylperfluorooctane Sulfonamido Ethanol (EtFOS	DoD QSM Version 5.1 (or newer)
111.345	030	Hexafluoropropylene Oxide Dimer Acid (HFPO-DA)	DoD QSM Version 5.1 (or newer)
111.345	031	N-Methylperfluorooctane Sulfonamide (MeFOSAm)	DoD QSM Version 5.1 (or newer)
111.345	032	N-Methylperfluorooctane Sulfonamido Ethanol (MeF	DoD QSM Version 5.1 (or newer)
111.345	034	Perfluorononane Sulfonic Acid (PFNS)	DoD QSM Version 5.1 (or newer)

Field of Testing: 112 - Radionuclides in Non-Potable Water

112.001	001	Gross Alpha	EPA 900.0
112.001	002	Gross Beta	EPA 900.0

Field of Testing: 114 - Inorganic Chemistry of Hazardous Waste

114.010	001	Antimony	EPA 6010 B
114.010	002	Arsenic	EPA 6010 B
114.010	003	Barium	EPA 6010 B
114.010	004	Beryllium	EPA 6010 B
114.010	005	Cadmium	EPA 6010 B
114.010	006	Chromium	EPA 6010 B

114.010	007	Cobalt	EPA 6010 B
114.010	008	Copper	EPA 6010 B
114.010	009	Lead	EPA 6010 B
114.010	010	Molybdenum	EPA 6010 B
114.010	011	Nickel	EPA 6010 B
114.010	012	Selenium	EPA 6010 B
114.010	013	Silver	EPA 6010 B
114.010	014	Thallium	EPA 6010 B
114.010	015	Vanadium	EPA 6010 B
114.010	016	Zinc	EPA 6010 B
114.020	001	Antimony	EPA 6020
114.020	002	Arsenic	EPA 6020
114.020	003	Barium	EPA 6020
114.020	004	Beryllium	EPA 6020
114.020	005	Cadmium	EPA 6020
114.020	006	Chromium	EPA 6020
114.020	007	Cobalt	EPA 6020
114.020	008	Copper	EPA 6020
114.020	009	Lead	EPA 6020
114.020	010	Molybdenum	EPA 6020
114.020	011	Nickel	EPA 6020
114.020	012	Selenium	EPA 6020
114.020	013	Silver	EPA 6020
114.020	014	Thallium	EPA 6020
114.020	015	Vanadium	EPA 6020
114.020	016	Zinc	EPA 6020
114.106	001	Chromium (VI)	EPA 7199
114.140	001	Mercury	EPA 7470 A
114.141	001	Mercury	EPA 7471 A
114.222	001	Cyanide, Total	EPA 9014
114.240	001	Corrosivity - pH Determination	EPA 9040 B
114.241	001	Corrosivity - pH Determination	EPA 9045 C
114.250	001	Fluoride	EPA 9056

Field of Testing: 115 - Extraction Test of Hazardous Waste

115.020	001	Toxicity Characteristic Leaching Procedure (TCLP)	EPA 1311
115.021	001	TCLP Inorganics	EPA 1311
115.022	001	TCLP Extractables	EPA 1311
115.023	001	TCLP Volatiles	EPA 1311
115.030	001	Waste Extraction Test (WET)	CCR Chapter11, Article 5, Appendix II
115.040	001	Synthetic Precipitation Leaching Procedure (SPLP)	EPA 1312

Field of Testing: 116 - Volatile Organic Chemistry of Hazardous Waste

116.020	030	Nonhalogenated Volatiles	EPA 8015 B

116.020	031	Ethanol and Methanol	EPA 8015 B
116.080	000	Volatile Organic Compounds	EPA 8260 B
116.090	000	Acrylamide, Acrylonitrile, Acrolein	EPA 8316
116.100	001	Total Petroleum Hydrocarbons - Gasoline (GRO)	LUFT GC/MS

Field of Testing: 117 - Semi-volatile Organic Chemistry of Hazardous Waste

117.010	001	Diesel-range Total Petroleum Hydrocarbons	EPA 8015 B
117.110	000	Extractable Organics	EPA 8270 C
117.111	071	Pesticides	EPA 8270 C
117.150	000	Carbonyl Compounds	EPA 8315 A
117.171	000	Nitroaromatics and Nitramines	EPA 8330 A
117.210	000	Organochlorine Pesticides	EPA 8081 A
117.220	000	PCBs	EPA 8082
117.240	000	Organophosphorus Pesticides	EPA 8141 A
117.250	000	Chlorinated Herbicides	EPA 8151 A
117.270	000	Carbamates, N-methylcarbamates	EPA 8318
117.280	000	Carbamates	EPA 8321 A

Field of Testing: 120 - Physical Properties of Hazardous Waste

120.010	001	Ignitability	EPA 1010
120.070	001	Corrosivity - pH Determination	EPA 9040 B
120.080	001	Corrosivity - pH Determination	EPA 9045 C

Field of Testing: 126 - Microbiological Methods for Ambient Water

126.003	001	Total Coliform (Enumeration)	SM 9221 B,C-2006
126.003	002	Fecal Coliform (Enumeration)	SM 9221 C,E-2006
126.007	001	E. coli (Enumeration)	SM 9223 B-2004
126.015	001	E. coli (Enumeration)	Colilert
126.017	001	E. coli (Enumeration)	Colilert 18
126.019	001	Enterococci	Enterolert